

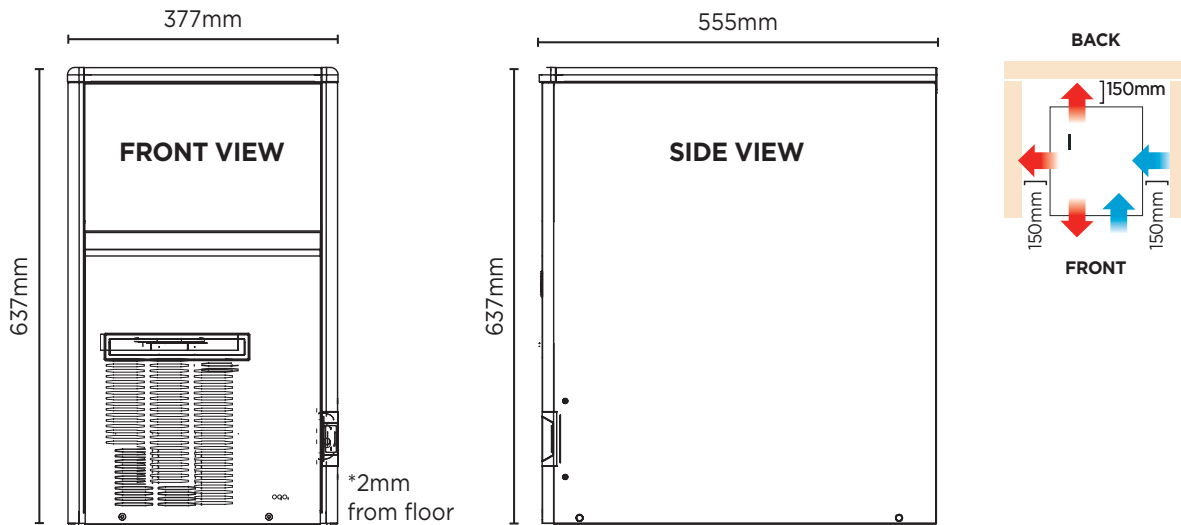
Self-Contained Ice Machine Hollow Cube - 32kg/24h - 10kg Capacity

| Ice Machines

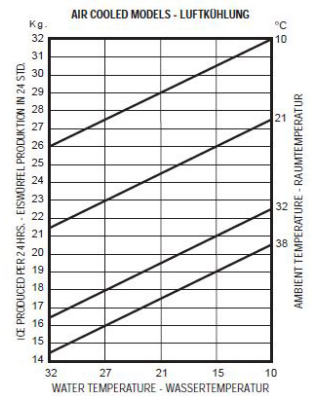
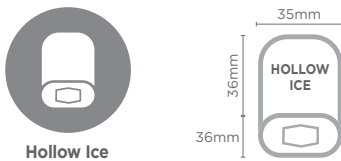


Self-Contained Ice Machine Hollow Cube - 32kg/24h - 10kg Capacity

| Ice Machines



Ice Dimensions



SPECIFICATIONS

Model	IM0034HSC-HE	Frequency	50Hz
Part Number	3935356	Power Supply	Single Phase
Unit Weight	40kg	Plug Supplied	1 x 10A
Packaged Weight	45kg	Plug Location	Rear, bottom right
Ambient Temperature	40°C	Water Consumption	4.6L/h
Energy Consumption	7.5kWh/24h	Maximum Daily Production	32kg/24h
Refrigeration Capacity	360W	Ice Type	Hollow Cube
Refrigerant	R134a	Storage Bin Compatibility	10kg
Current	2.2A	Warranty	3 Years Parts & 1 Year Labour
Electrical Voltage	220-240V		Bromic Extra Care

External height excludes legs
Production is based on kg/24hr at 10°C air & 10°C water

DIMENSIONS

	External (mm)
Width	377
Depth	555
Height	637
	Packaged (mm)
Width	450
Depth	620
Height	740