



Drawer Warmers

BUILT TO BE THE BEST



NOW WITH
DIGITAL
TEMPERATURE
CONTROL

CAUTION: PLACE NO MORE THAN 1/4 INCH OF WATER IN DRAWER PAN.
ATTENTION: NE PAS METTRE PLUS DE 1/4 PO. D'EAU DANS LA CUVETTE DU TIRAGE.

Hatco DRAWER WARMER

SET **83** TEMPERATURE

| Product | Recommended Temperature | Heat Setting | Control |
|------------------|-------------------------|--------------|-----------|
| Meat, Hard | 160-180°F | Dry | Open |
| Meat, Soft | 140-175°F | Dry | Open-High |
| Vegetables | 175-200°F | Moist | Open-High |
| Meat, Poultry | 165-200°F | Dry | Open-High |
| Fish | 175-200°F | Moist | Open |
| Casseroles | 150-175°F | Dry | Open |
| Pasta, Casserole | 165-185°F | Dry | Open |
| Pasta, Tortilla | 140-160°F | Moist | Open-High |

POWER **160** ON/OFF

FSM (FOOD SERVICE MACHINERY PTY. LTD.)

HEAD OFFICE:
21-23 Agosta Drive, Laverton North,
Vic. 3026 Australia
T: +61 3 9368 2300 F: +61 3 9369 3800
E: sales@fsm-pl.com.au W: www.fsm-pl.com.au

SYDNEY OFFICE:
Unit 15, 7-9 Progress Circuit,
Prestons, NSW 2170
T: +61 2 9608 8620 F: +61 2 9607 9370
E: sales@fsm-pl.com.au W: www.fsm-pl.com.au

QUEENSLAND OFFICE:
4/40 Rivergate Place,
Murarrie, QLD 4172
T: +61 7 3390 4185 F: +61 7 3393 9508
E: sales@fsm-pl.com.au W: www.fsm-pl.com.au

PERTH:
T: 0413 893 311
E: sales@fsm-pl.com.au
W: www.fsm-pl.com.au



People who serve, products that solve.™

CHOOSE THE PERFECT SIZE AND TYPE FOR YOUR DRAWER WARMING NEEDS...



Hatco Drawer Warmers

are built to excel in a tough kitchen environment. There is a model to fit your operation perfectly, from freestanding and freestanding convected to built-in, standard to narrow widths.

The Brains

Each drawer has its own recessed thermostat control, temperature monitor, and illuminated power switch. You control the humidity with the adjustable sliding vents.

The Brawn

They're made of rugged stainless steel, heavier than our competition. The drawers return smoothly, with a positive close due to the 12-gauge stainless steel slides, heavy-duty hardware, and maintenance free nylon rollers. The tough, solid, chrome handles are angled to avoid glances from passing carts.

The Versatility

Our standard width drawer warmers accommodate half-size and third-size food pans. Options include *Designer* color drawer fronts, oversized drawer frame and pan, biscuit pan drawer, chip guard, and ITC electronic control.

PERFORMANCE. DURABILITY. DEPENDABILITY.
HATCO DRAWER WARMERS. PUT THE BEST TO WORK FOR YOU.

FREESTANDING MODELS



Model HDW-1
with standard 4" (102 mm) legs



Model HDW-2
with optional 6" (152 mm) stainless steel legs

FREESTANDING CONVECTED MODEL

CDW-3N
with standard low-profile 2" (51 mm) casters



Model HDW-2R2
with standard 4" (102 mm) legs

| ITEM | DESCRIPTION | TYPE |
|--------------|-----------------------------------------------------------------------------------------------------------------------------------------------------------------------------------------------|-----------|
| OS-PAN | Oversized Drawer Frame and Pan 20"D x 15"W x 5"H (508 x 381 x 127 mm) in lieu of Standard Drawer with Pan (Standard width models only) (Excludes HDW-1R2, -2R2) | Option ♦ |
| BIS DRAWER | Biscuit Pan Drawer (Accommodates two 18"D x 13"W (457 x 330 mm) Half-Size Sheet Pans –not included) in lieu of Standard Drawer with Pan (Standard width models only) (Excludes HDW-1R2, -2R2) | Option ♦ |
| HDW-CHIP | Chip Guard (Excludes HDW-1R2, -2R2 and CDW-3N) | Option ♦ |
| HDW-TRIVET | Trivet Custom trivet raises food product 1/2" (13 mm) off bottom of full size pan | Accessory |
| HDW 6" LEG | 6" (152 mm) Adjustable Stainless Steel Legs (Standard on HDW-4) | Accessory |
| HDW-CASTER-2 | 2" (51 mm) Swivel Casters (Adds 2 1/2" (64 mm) to height of unit) (HDW-1, -2, -3 models only) | Accessory |
| HDW-CASTER-3 | 3" (76 mm) Dia. Locking Casters (Adds 4 1/4" (108 mm) to height of unit) (HDW-1, -2, -3 models only) | Accessory |
| HDW-CASTER-4 | 4" (102 mm) Dia. Locking Casters (Adds 5 1/4" (133 mm) to height of unit) (Excludes HDW-1R2, -2R2) | Accessory |
| HDW-CASTER-5 | 5" (127 mm) Dia. Locking Casters (Adds 6 1/4" (159 mm) to height of unit) (Excludes HDW-1R2, -2R2) | Accessory |
| HDW-SPILL | Water/Spillage Pan (Excludes HDW-1R2, -2R2) | Accessory |
| HDW-SPLASH | Splash Baffle (Excludes HDW-1R2, -2R2) | Accessory |
| ST PAN 2 | Stainless Steel Food Pans 20 3/4"D x 12 3/4"W x 2 1/2"H (527 x 324 x 64 mm) | Accessory |

♦ Options not available for retrofit.

Drawer Warmer Options and Accessories



Choose a *Designer* color to enhance your drawer front.

Printed colors are a representation and may not exactly match our *Designer* colors.



NEW WITH
DIGITAL
TEMPERATURE
CONTROL

Model HDW-4
with standard 6" (152 mm)
stainless steel legs

Model HDW-3
with optional casters



The **Hatco** Difference

Hatco Drawer Warmers are available in 1-, 2-, and 3-drawer freestanding or built-in models. A 4-drawer freestanding model is also available in standard width only. Freestanding models are shipped with a 6' (1829 mm) cord set. Built-in units are shipped with a 4' (1219 mm) flexible conduit.

- 1 Each individual drawer includes (except CDW):
 - A. Recessed controls – protected from accidental damage.
 - B. Illuminated power switch.
 - C. Drum thermometer – accurately displays drawer temperature.
 - D. Thermostat – for precise and repeatable temperature settings.
 - E. Complete insulation wrap – energy efficient, isolated temperatures per drawer.
 - F. Adjustable vents – allow individual humidity control.
- 2 Metal sheathed heating elements (Excludes HDW-1R2, -2R2) and 12-gauge stainless steel drawer slides feature a two-year warranty (Excludes HDW-1R2, -2R2).
- 3 Adjustable stainless steel legs, casters, and food holding pans are available as optional equipment.
- 4 All models, except split drawer, hold standard size pans up to 6" (152 mm) deep (will lift straight up in standard models).
- 5 Positive-closing drawers feature nylon rollers, 12-gauge stainless steel slides, and removable drawer frame for ease of cleaning.
- 6 Spillage pan and splash baffle for additional humidity.
- 7 Long-lasting durability is assured by rugged stainless steel construction, plus heavy-duty chrome handles.

BUILT-IN MODELS

NARROW MODEL




Model HDW-1N
with standard 4" (102 mm) legs



Model HDW-3B

Trivet




Now includes **ITC Electronic Control**




Biscuit Pan Drawer



PREVENTS CHIPS FROM REACHING THE ELEMENT
D. Heat Shield
E. Heating Element
F. Chip Guard

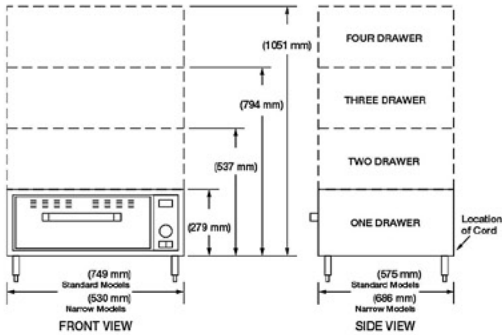


ADDITIONAL HUMIDITY
A. Stainless Steel Food Pan
B. Splash Baffle
C. Water/Spillage Pan add 1/4" (6mm) of water

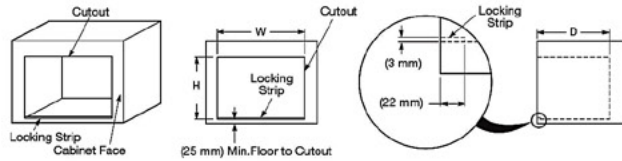




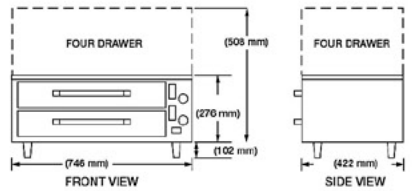
SPECIFICATIONS



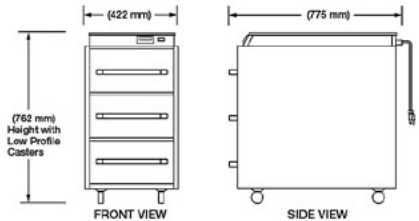
Freestanding Models



Built-In Models



Split Drawer Model



Freestanding Convected

Freestanding – Standard

| Model [▲] | Watts | No. of Drawers | Shipping Weight |
|--------------------|-------|----------------|-------------------|
| HDW-1 | 450 | One | 97 lbs. (44 kg) |
| HDW-2 | 900 | Two | 168 lbs. (76 kg) |
| HDW-3 | 1350 | Three | 232 lbs. (105 kg) |
| HDW-4 | 1800 | Four | 296 lbs. (134 kg) |

Freestanding – Narrow

| Model [▲] | Watts | No. of Drawers | Shipping Weight |
|--------------------|-------|----------------|-------------------|
| HDW-1N | 450 | One | 97 lbs. (44 kg) |
| HDW-2N | 900 | Two | 168 lbs. (76 kg) |
| HDW-3N | 1350 | Three | 232 lbs. (105 kg) |

Freestanding – Convected

| Model | Watts | No. of Drawers | Shipping Weight |
|--------|-------|----------------|-------------------|
| CDW-3N | 1015 | Three | 162 lbs. (73 kg) |

Built-In – Standard

| Model [▲] | Watts | No. of Drawers | Shipping Weight |
|--------------------|-------|----------------|-------------------|
| HDW-1B | 450 | One | 88 lbs. (40 kg) |
| HDW-2B | 900 | Two | 159 lbs. (72 kg) |
| HDW-3B | 1350 | Three | 223 lbs. (101 kg) |

Built-In – Narrow

| Model [▲] | Watts | No. of Drawers | Shipping Weight |
|--------------------|-------|----------------|-------------------|
| HDW-1BN | 450 | One | 88 lbs. (40 kg) |
| HDW-2BN | 900 | Two | 159 lbs. (72 kg) |
| HDW-3BN | 1350 | Three | 223 lbs. (101 kg) |

Split Drawer

| Model | Watts | No. of Drawers | Shipping Weight |
|---------|-------|----------------|-------------------|
| HDW-1R2 | 525 | Two | 97 lbs. (44 kg) |
| HDW-2R2 | 1209 | Four | 168 lbs. (76 kg) |

▲ 1-, 2-, and 3-drawer freestanding and split drawer units are standard with 102 mm legs; 4-drawer freestanding units with 152 mm stainless steel legs. Accessory 152 mm stainless legs, or 51 mm, 76 mm, or 127 mm diameter casters available on 1-, 2-, and 3-drawer units, or 102 mm diameter casters available on all units.

Dimensions

Freestanding – (Without legs or casters) W x D x H

HDW-1: (749 x 575 x 279 mm)
 HDW-1N: (530 x 686 x 279 mm)
 HDW-2: (749 x 575 x 537 mm)
 HDW-2N: (530 x 686 x 537 mm)
 HDW-3: (749 x 575 x 794 mm)
 HDW-3N: (530 x 686 x 794 mm)
 HDW-4: (749 x 575 x 1051 mm)

Freestanding Convected – (With low-profile 51 mm casters)

CDW-3N: (422 x 775 x 762 mm)

Built-In – (Excluding front mounting flange)

HDW-1B: (714 x 568 x 248 mm)
 HDW-1BN: (495 x 679 x 248 mm)
 HDW-2B: (714 x 568 x 508 mm)
 HDW-2BN: (495 x 679 x 508 mm)
 HDW-3B: (714 x 568 x 765 mm)
 HDW-3BN: (495 x 679 x 765 mm)

Split Drawer – (Without legs or casters)

HDW-1R2: (746 x 422 x 276 mm)
 HDW-2R2: (746 x 422 x 508 mm)

Built-In Cutout Requirements

| Model | “W” | “D” | “H” |
|---------|----------|----------|----------|
| HDW-1B | (718 mm) | (603 mm) | (257 mm) |
| HDW-2B | (718 mm) | (603 mm) | (514 mm) |
| HDW-3B | (718 mm) | (603 mm) | (772 mm) |
| HDW-1BN | (498 mm) | (714 mm) | (257 mm) |
| HDW-2BN | (498 mm) | (714 mm) | (514 mm) |
| HDW-3BN | (498 mm) | (714 mm) | (772 mm) |

* Add 1½" (38 mm) for conduit connector.

Voltage

All free standing units supplied with lead and 10Amp plug

Cord Location

Back of unit, lower left corner.