

SERE201WT.xx.H

R Series - Steambox Combi Oven Electric, 20 x 1/1 GN Recirculating Ventless Hood

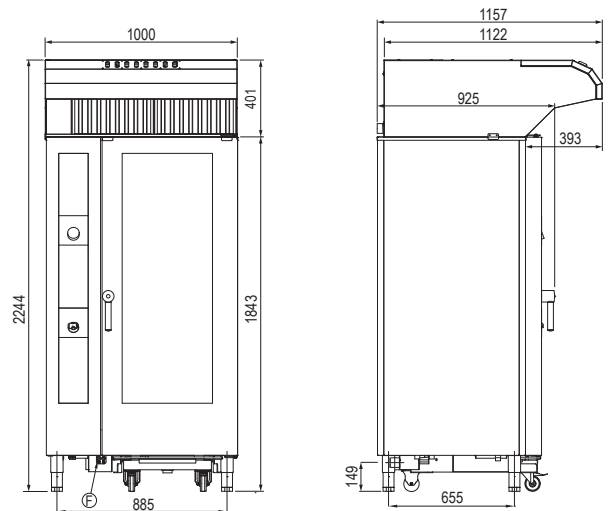
Product Information

- Direct steam injection system
 - Humidity control
 - 0 - 100%
 - Super Steam - 2 level steam saturation
 - Large 7" touch screen interface
 - Cooking modes, convection, combination & steaming:
 - **Convection** 50° - 300°
 - **Combination** 50° - 270° with automatic steam adjustment
 - **Steaming** 50° - 120°
 - Simple 'One Touch' cooking menu
 - Preset cooking menu, with ability to store additional 1000+
 - Overnight cooking, sous vide cooking
 - Rack control - Easy service - Oven load/unload management system
 - 6 fan speeds - inverter controlled - brake when door opened
 - Preheat and cool down functions
 - Chamber LED lighting
 - Double glazed glass door
 - Core probe - single point
 - WIFI - for access to Giorik cloud
 - USB connection point, HACCP data storage
 - Automatic washing system - liquid
- **24-month warranty (Terms and conditions apply)**



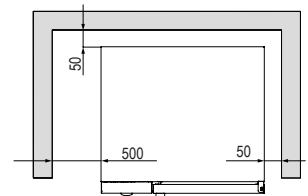
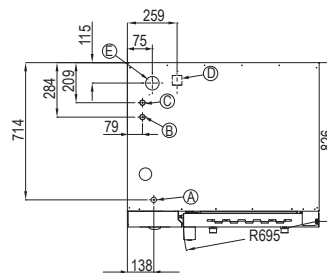
Specification

Standard Filter	SERE201WT.SF.H	
Reverse Osmosis	SERE201WT.RO.H	
W x D x H (mm)	995 x 835 x 1850*	
<small>*Dimensions do not include water filtration system</small>		
Weight	290kg	
Capacity	20 x 1/1 GN Pans	
Total Connected Load	34.27kW / 63A circuit*	
Electrical Connection	3Ø + N + E 415VAC / 50Hz L1 = 48.8A / L 2 = 45.4A / L3 = v45.4A	
<small>*Circuit required to be determined at installation by a qualified electrician.</small>		
Cold Water Connection	3/4 BSP 150-350 kpa Min 10°C - Max 30°C	
Water Quality Requirements	Hardness	60-100ppm
	TDS	<100mg/L
	Cl Chloride	<20mg/L



Legend

- A** Electrical Connection
- B** Steam Generation Water Inlet 3/4" BSP
- C** Wash System Water Inlet 3/4" BSP
- D** Drain Connection 50mm
- E** Humidity Vent
- F** Detergent & Rinse Aid Inlet



Heat Source: 500mm clearance from an external heat source is required in order to protect the oven control components and allow access to the service panel. For clearances under 500mm, it is mandatory for Stoddart heat shields to be fitted while still maintaining a minimum clearance of 300mm to provide access to the service compartment. Failure to adhere to minimum clearances may void the oven warranty or add service costs due to lack of access.

Non-Heat Source: Generally 300mm clearance is required from the control panel side to allow access to the service panel. Any distance under 300mm, may add service costs due to lack of access.