

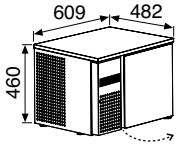


**BASIC TRAY**

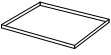
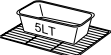
<b>Codice</b> Code	<b>Modello</b> Model	<b>Abbattimento rapido</b> Output-Blast chilling +90°C / +3°C	<b>7 Kg.</b>	<b>Surgelamento rapido</b> Output-Shock freezing +90°C / -18°C	<b>5 Kg.</b>
<b>BAA000 BASIC TRAY MINI</b>					
		<b>Tipo/Type</b>	<b>Nr°</b>	<b>Passo/Pitch</b>	
Capacità vassoi o teglie GN 2/3 GN 2/3 tray or baking pan capacity			3	53 mm	
Capacità vaschette gelato Ice-cream container capacity			2		
Tensione / Voltage		230V - 50 Hz			
Potenza frig. / Refrig. power - Evap. -25°C / Cond. 55°C		396 W			
Potenza assorbita / Absorbed power		569 W / 3,5 A			
Gas		R290			
Dimensioni esterne / External dimensions L x P x H		609 x 482 x 460 mm			
Dimensioni imballo / Packing dimensions L x P x H		669 x 542 x 651 mm			
Peso N / L - N / G weight - Kg.		35 / 39			

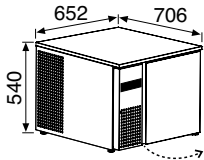




**INDUSTRY  
KITCHENS**

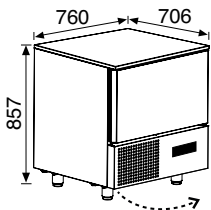
www.industrykitchens.com.au 1800 611 058

ABBATTITORI  
BLAST CHILLERS

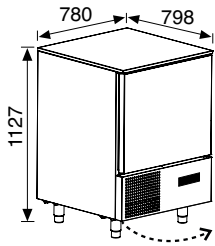
<b>Codice</b> Code	<b>Modello</b> Model	<b>Abbattimento rapido</b> Output-Blast chilling +90°C / +3°C	<b>10 Kg.</b>	<b>Surgelamento rapido</b> Output-Shock freezing +90°C / -18°C	<b>7 Kg.</b>
<b>BAB000 BASIC TRAY 04</b>					
		<b>Tipo/Type</b>	<b>Nr°</b>	<b>Passo/Pitch</b>	
Capacità vassoi o teglie GN 1/1 GN 1/1 tray or baking pan capacity			4 5 7	70 mm 52,5 mm 35 mm	
Capacità vaschette gelato / griglie Ice-cream container / wire-shelf capacity			4 1		
Tensione / Voltage		230V - 50 Hz			
Potenza frig. / Refrig. power - Evap. -25°C / Cond. 55°C		427 W			
Potenza assorbita / Absorbed power		569 W / 3,5 A			
Gas		R452A			
Dimensioni esterne / External dimensions L x P x H		652 x 706 x 540 mm			
Dimensioni imballo / Packing dimensions L x P x H		712 x 766 x 731 mm			
Peso N / L - N / G weight - Kg.		49 / 60			



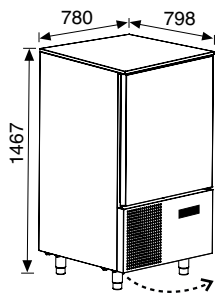
<b>Codice</b> Code	<b>Modello</b> Model	<b>Abbattimento rapido</b> Output-Blast chilling +90°C / +3°C	<b>16 Kg.</b>	<b>Surgelamento rapido</b> Output-Shock freezing +90°C / -18°C	<b>12 Kg.</b>
<b>BAC000 BASIC TRAY 05</b>					
<b>BAC010 BASIC TRAY 05 REM</b>					
<b>PB5202 Unità condensatrice per versione remota REM / Condensing unit for REM remote version</b>					
<b>PB5102 Supplemento condensazione ad acqua / Water condensation extra charge</b>					
		<b>Tipo/Type</b>	<b>Nr°</b>	<b>Passo/Pitch</b>	
Capacità vassoi o teglie GN 1/1 - EN 60x40 GN 1/1 - EN 60x40 tray or baking pan capacity			5 6 9	70 mm 52,5 mm 35 mm	
Capacità vaschette gelato / griglie Ice-cream container / wire-shelf capacity			6 2		
Tensione / Voltage		230V - 50 Hz			
Potenza frig. / Refrig. power - Evap. -25°C / Cond. 55°C		629 W			
Potenza assorbita / Absorbed power		750 W / 4 A			
Gas		R452A			
Dimensioni esterne / External dimensions L x P x H		760 x 706 x 857 mm			
Dimensioni imballo / Packing dimensions L x P x H		840 x 882 x 1045 mm			
Peso N / L - N / G weight - Kg.		108 / 120			



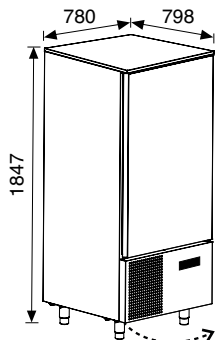
**BASIC TRAY**



<b>Codice</b> Code	<b>Modello</b> Model	<b>Abbattimento rapido</b> Output-Blast chilling +90°C / +3°C	<b>24 Kg.</b>	<b>Surgelamento rapido</b> Output-Shock freezing +90°C / -18°C	<b>16 Kg.</b>
BAD000	<b>BASIC TRAY 07</b>				
BAD010	<b>BASIC TRAY 07 REM</b>				
PB5203	<b>Unità condensatrice per versione remota REM / Condensing unit for REM remote version</b>				
PB5103	<b>Supplemento condensazione ad acqua / Water condensation extra charge</b>				
		<b>Tipo/Type</b>	<b>Nr°</b>	<b>Passo/Pitch</b>	
Capacità vassoi o teglie GN 1/1 - EN 60x40 GN 1/1 - EN 60x40 tray or baking pan capacity			7	70 mm	
			9	52,5 mm	
			13	35 mm	
Capacità vaschette gelato / griglie Ice-cream container / wire-shelf capacity			9		
			3		
Tensione / Voltage		230V - 50 Hz			
Potenza frig./ Refrig. power - Evap. -25°C / Cond. 55°C		960 W			
Potenza assorbita / Absorbed power		1200 W / 7 A			
Gas		R452A			
Dimensioni esterne / External dimensions L x P x H		780 x 798 x 1127 mm			
Dimensioni imballo / Packing dimensions L x P x H		840 x 882 x 1304 mm			
Peso N / L - N / G weight - Kg.		148 / 160			



<b>Codice</b> Code	<b>Modello</b> Model	<b>Abbattimento rapido</b> Output-Blast chilling +90°C / +3°C	<b>33 Kg.</b>	<b>Surgelamento rapido</b> Output-Shock freezing +90°C / -18°C	<b>23 Kg.</b>
BAE000	<b>BASIC TRAY 10</b>				
BAE010	<b>BASIC TRAY 10 REM</b>				
PB5204	<b>Unità condensatrice per versione remota REM / Condensing unit for REM remote version</b>				
PB5104	<b>Supplemento condensazione ad acqua / Water condensation extra charge</b>				
		<b>Tipo/Type</b>	<b>Nr°</b>	<b>Passo/Pitch</b>	
Capacità vassoi o teglie GN 1/1 - EN 60x40 GN 1/1 - EN 60x40 tray or baking pan capacity			10	70 mm	
			12	52,5 mm	
			19	35 mm	
Capacità vaschette gelato / griglie Ice-cream container / wire-shelf capacity			12		
			4		
Tensione / Voltage		230V - 50 Hz			
Potenza frig./ Refrig. power - Evap. -25°C / Cond. 55°C		1400 W			
Potenza assorbita / Absorbed power		2000 W / 10 A			
Gas		R452A			
Dimensioni esterne / External dimensions L x P x H		780 x 798 x 1467 mm			
Dimensioni imballo / Packing dimensions L x P x H		840 x 882 x 1644 mm			
Peso N / L - N / G weight - Kg.		172 / 184			



<b>Codice</b> Code	<b>Modello</b> Model	<b>Abbattimento rapido</b> Output-Blast chilling +90°C / +3°C	<b>50 Kg.</b>	<b>Surgelamento rapido</b> Output-Shock freezing +90°C / -18°C	<b>35 Kg.</b>
BAF000	<b>BASIC TRAY 15</b>				
BAF010	<b>BASIC TRAY 15 REM</b>				
PB5205	<b>Unità condensatrice per versione remota REM / Condensing unit for REM remote version</b>				
PB5105	<b>Supplemento condensazione ad acqua / Water condensation extra charge</b>				
		<b>Tipo/Type</b>	<b>Nr°</b>	<b>Passo/Pitch</b>	
Capacità vassoi o teglie GN 1/1 - EN 60x40 GN 1/1 - EN 60x40 tray or baking pan capacity			15	70 mm	
			20	52,5 mm	
			30	35 mm	
Capacità vaschette gelato / griglie Ice-cream container / wire-shelf capacity			18		
			6		
Tensione / Voltage		400V/3N/50Hz			
Potenza frig./ Refrig. power - Evap. -25°C / Cond. 55°C		2700 W			
Potenza assorbita / Absorbed power		3300 W / 6 A			
Gas		R452A			
Dimensioni esterne / External dimensions L x P x H		780 x 798 x 1847 mm			
Dimensioni imballo / Packing dimensions L x P x H		840 x 882 x 2024 mm			
Peso N / L - N / G weight - Kg.		216 / 228			