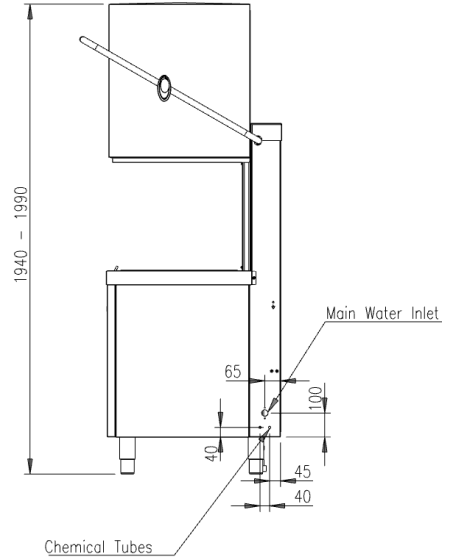
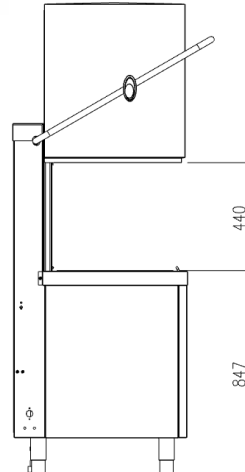
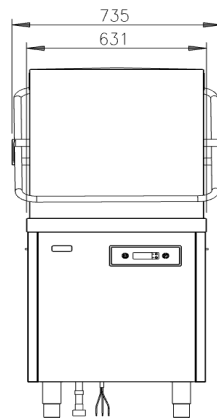


INDUSTRY KITCHENS

www.industrykitchens.com.au 1800 611 058



STANDARD FEATURES

- LCD control with digital temperature display
- Integrated drain pump
- Integrated chemical pumps
- Dual filtration
- Anti-block wash arms, lightweight and easy to remove for cleaning
- Made in UK
- Watermark approved
- Suitable for straight and corner operation

TECHNICAL INFORMATION

Dimensions	630w x 735d x 1470-1960h
Rack Dimension	500 x 500
Clear Entry Height	440
Rinse Water Consumption	3.25L Per Cycle

WATER CONNECTIONS

Connection Point	3/4 inch (19mm)
Inlet Temperature	60c Max
Flow Rate	11 L/Min
Flow Pressure	2 bar

ELECTRICAL

3 Phase (Standard)	415v 3P 50Hz - 20amp (TCL 6.9Kw)
Single Phase (Optional)	240v 1N - 15amp (TCL 3.18Kw)

GENERAL DATA

Weight (Net/Gross)	130Kg / 178Kg
Tank Capacity	39L
Noise Emission	70dB(A)
Cycle Times	1.5 / 3.0 / 5.0 Minute
Theoretical Capacity	720 plates per hour

STANDARD INCLUSIONS

1x 3 Phase Lead OR Single Phase Lead with 15amp Plug
1x 1M Flexible Water Connection Hose
1x 1M Flexible Waste Hose
1x 500 x 500 Flat Cup Basket
1x 500 x 500 Peg Plate Basket
1x 8 Compartment Cutlery Basket