

# BTGOR12 TOWER SERIES OPEN FRONT REFRIGERATED

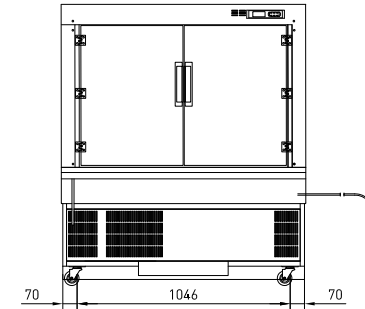
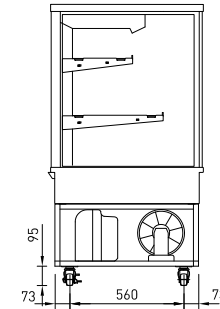
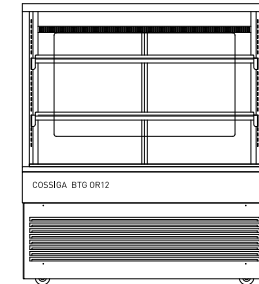
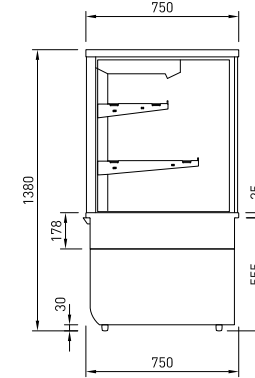
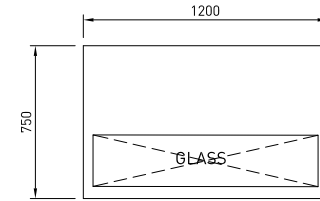
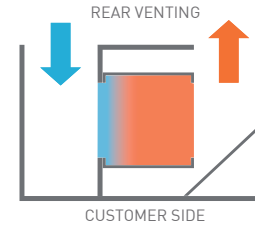
## BTGOR12



### PRODUCT FEATURES

- Open front
- Stainless steel hinged rear doors
- Deck forced refrigeration
- Double glazed glass ends
- Two adjustable glass shelves
- Flat or angled shelves
- Ticket strips on shelves and base
- Under shelf and canopy LED lights
- Integral condenser
- Pull down night blind
- Pigeon hole perspex screens

Maximum shelf load weight 15kg spread evenly  
All units rear venting



REAR VIEW

Prior to installation see, installation guidelines, ventilation requirements and drainage options documents

### CABINET DIMENSIONS & SPECIFICATIONS

MODEL	CABINET				SHELVING	OPERATING TEMP	SHELF	BASE TRAY	TOTAL FOOD	DISPLAY M <sup>2</sup>	INTERNAL VOLUME M <sup>3</sup>	FREQUENCY	REFRIGERANT	POWER		CONNECTION ELECTRICAL POWER CORD 2200MM		VOLTAGE	PACKED FOR SHIPPING			
	LENGTH [MM]	DEPTH [MM]	HEIGHT [MM]	WEIGHT KG										DEG C	W X D	W X D	100MM UNITS		KW 230V	AMP	NZ/AUS 10 AMP	UK 13 AMP
BTGOR12	1200	750	1380	273	2 + BASE	3-5	1090 X 2 90 (TOP) 1090 X 380 (2ND)	1145 x 515	123	1.31	0.60	50/60 HZ	R290	1.74	7.6	3 PIN PLUG	3 PIN PLUG	220-240V	1300	830	1550	255