

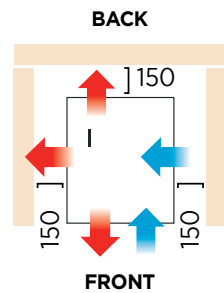
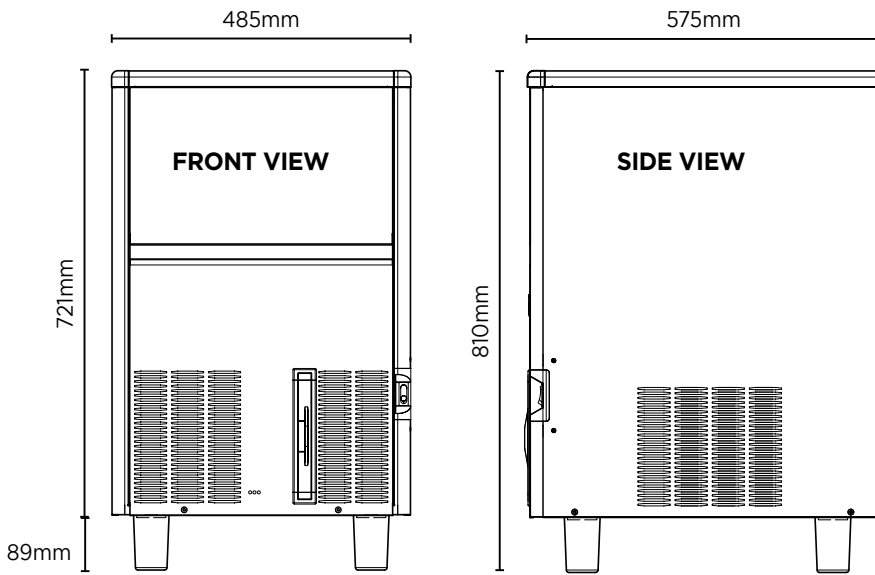
Self-Contained Ice Machine Hollow Cube - 47kg/24h - 17kg Capacity

| Ice Machines



Self-Contained Ice Machine Hollow Cube - 47kg/24h - 17kg Capacity

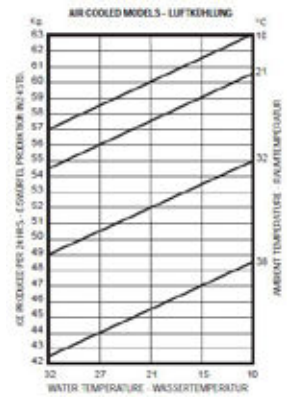
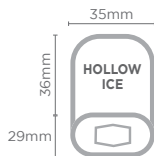
| Ice Machines



Ice Dimensions



Hollow Ice



SPECIFICATIONS

Model	IM0050HC-NR	Frequency	50Hz
Part Number	3935193	Power Supply	Single Phase
Unit Weight	45kg	Plug Supplied	1 x 10A
Packaged Weight	53kg	Plug Location	Rear, bottom left
Ambient Temperature	43°C	Water Consumption	2L/h
Energy Consumption	6.2 kWh/24h	Maximum Daily Production	50kg/24h
Refrigeration Capacity	250W	Ice Type	Hollow Cube
Refrigerant	R290	Storage Bin Capacity	17kg
Current	1.5A	Warranty	3 Years Parts & 1 Year Labour
Electrical Voltage	230V		Bromic Extra Care

External height excludes legs
Production is based on kg/24hr at 10°C air & 10°C water

DIMENSIONS

	External (mm)
Width	485
Depth	575
Height	810
Packaged (mm)	
Width	550
Depth	640
Height	840