



CB640A-HCQ-DP

B-Qube



Self-contained ice maker - Sprayer system Daily production up to 73 kg

Brema's new Green Tech CB range offers self-contained ice machines for bench top, under bench or free-standing installation. These machines produce attractive, crystalline cubes weighing 23g which rapidly chill and enhance the appearance of any beverage.

The Brema CB640A-HCQ-DP is a free-standing ice cube machine that produces 72kg of ice per 24 hours and has storage capacity of 40kg.

The CB range of self-contained ice cube machines is the perfect fit for cafes, restaurants, hotels, bars and nightclubs.


► Features

- Resistant and crystal square cube
- AISI 304 SS Scotch Brite finish
- Tropical class +43°C rated
- Adjustable Stainless Steel feet
- Removable and cleanable antiscaling filter
- Air cooling system
- Easy cleanable internal rounded surfaces
- HCFC-Free insulated storage
- RoHS Free
- Disappearing insulated door
- Electromechanical operation
- ON-OFF rocker switch
- Standard voltages
- HFC Free
- R290 environmentally friendly refrigerant
- Automatic Washing System
- Built in drain pump
- 40kg storage capacity
- Produces 23g square ice cubes



► Accessories

- Water inlet hose
- Drainage hose
- External water filter
- Pressure limiting valve
- Plastic ice scoop
- Adjustable stainless steel legs (4)



Green Tech Design



Side openings for better ventilation

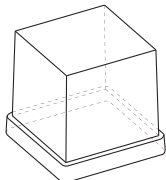


Double water inlet (W models only)



Plug-in electrical connection

► Ice cube size



Cube 23 grams
Dimensions H 31.5 x L 32.5

► Production 24h

Air temp.	Water temp.	kg
10° C	7° C	73
21° C	15° C	72
32° C	21° C	49

3 Years Warranty

► Certifications available for this model



INDUSTRY KITCHENS

www.industrykitchens.com.au 1800 611 058



www.comcater.com.au contactus@comcater.com.au

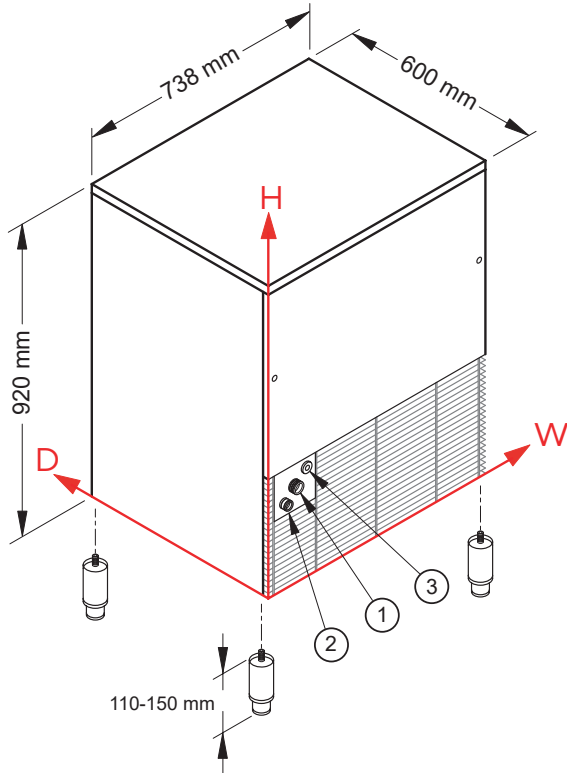


B-Qube

CB640A-HCQ-DP



Self-contained ice maker - Sprayer system Daily production up to 73 kg



▶ Working conditions

- Location: **Indoor**

	Min	Max
Ambient temperature	+10°C	+43°C
Water temperature	+3°C	+32°C
Voltage	-10%	+10%
Water inlet pressure	1bar (14 psi)	6bar (84 psi)

▶ Connections

All measures are referred to the rear bottom-left corner (W-H-Ø)

- ① Water in.: 116mm - 285mm - 3/4" ② Water out.: 54mm - 245mm - 24mm ③ Electrical connections.: 100mm - 252mm
 ④ Cond. water in.: 124mm - 208mm - 3/4" ④ Only for water cooling systems

▶ Technical Information

Production in 24h	72kg
Store capacity, up to	40kg
Cooling system	A
Kind of cube	Q-23g
Refrigerant	R290
Standard voltage	240V - 50 Hz - 10A (lead with plug supplied)

Finish	AISI 304 stainless steel, scotch brite
Clearance	100mm sides + back
Water consumption	A: 4 l/kg
Sizes (W-D-H)	735 - 603 - 850
Sizes with pack (W-D-H)	780 - 640 - 1015
Net weight	67kg
Gross weight	79kg
Power consumption*	590W
Electrical consumption	21 kWh/100kg

All the technical information need to be considered at the following conditions:
 Sizes without feet
 Standard Cube (23 g)
 Ambient temperature +21°C
 Water temperature +15°C
 Electrical consumption at +32°C (standard voltage)
 *Average power consumption at +43°C (standard voltage)

Models and specifications are subject to change without notice

