

## PLATINUM SMART-HEAT™ ELECTRIC

Available in black and white, our Platinum Smart-Heat™ Electric heater is specifically suited for low-clearance and design-focused spaces. This slim-line, stainless steel unit spreads comfort evenly in its space, all while minimising light emission and blending seamlessly into the background with our recess mounting solutions.



2300W, 3400W & 4500W SERIES  
BLACK | WHITE



2300W, 3400W & 4500W SERIES  
BLACK | WHITE

# SPECIFICATIONS

Reference the specification guide below to help you select the correct solution for your needs.

MODEL NUMBER	2300W SERIES	3400W SERIES	4500W SERIES
PRODUCT CODES PLATINUM ELECTRIC	2620240   2620247	2620245   2620248	2622000   2622001
PRODUCT CODES PLATINUM ELECTRIC MARINE	2620251   2620253	2620252   2620254	2622002   2622003
FUEL TYPE	ELECTRIC	ELECTRIC	ELECTRIC
COLOUR	BLACK   WHITE	BLACK   WHITE	BLACK   WHITE
HEAT AREA	6M <sup>2</sup>	10M <sup>2</sup>	12M <sup>2</sup>
RATED CURRENT	220 - 240V/9.6A	220 - 240V/14.2A	220 - 240V/18.8A
MINIMUM FLOOR CLEARANCE	WALL 1800MM   CEILING 2400MM	WALL 1800MM   CEILING 2400MM	WALL 1800MM   CEILING 2400MM
<b>MOUNTING OPTIONS</b>			
CEILING MOUNT	INCLUDED	INCLUDED	INCLUDED
WALL MOUNT	INCLUDED	INCLUDED	INCLUDED
RECESS KIT   FLUSH MOUNT	✓	✓	✓
CEILING RECESS KIT PRODUCT CODES	2620241	2620246	2623000
NEW RECESS KIT   LOW CLEARANCE	✓	✓	-
LOW CLEARANCE RECESS KIT PRODUCT CODES	2623009	2623008	-
CEILING POLE EXTENSION	✓	✓	✓
CEILING POLE (600MM) PRODUCT CODE	2620243	2620243	2623020
CEILING POLE (1200MM) PRODUCT CODE	2620244	2620244	2623021
FREESTANDING	-	-	-
<b>CONTROL OPTIONS</b>			
ON   OFF	✓	✓	✓
ON   OFF PRODUCT CODE	2620275-2	2620275-2	2620275-2
DIMMER	✓	✓	✓
DIMMER PRODUCT CODE	2620276-2	2620276-2	2620276-2
MASTER REMOTE *	✓	✓	✓
MASTER REMOTE PRODUCT CODE	2620277-2	2620277-2	2620277-2

\* Controls up to six zones of heaters with unlimited heaters per zone from a single remote control. Dimmer controller required. Control operates within 30m of heaters.

Measurements displayed within this document are minimum requirements for installation. Bromic takes no responsibility for incorrect or non-compliant installations. All measurement in this document are displayed in mm.

# DIMENSIONS

With a wide range of sizes available, find the ideal heater to suit your outdoor space.

## CONTROL OPTIONS



ON | OFF CONTROL



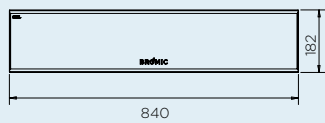
DIMMER CONTROL



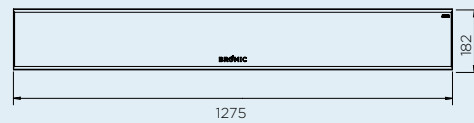
MASTER REMOTE

## PROFILE

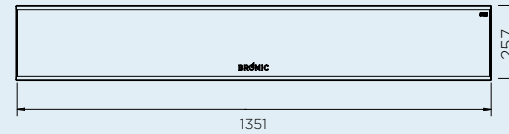
2300W



3400W

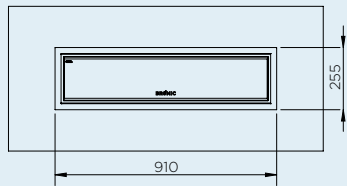


4500W

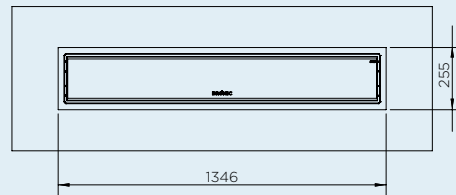


## CEILING RECESS

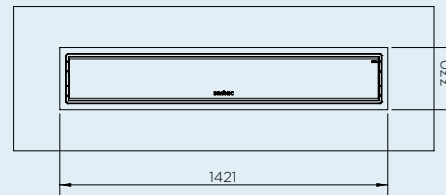
CEILING RECESS FRAME 2300W



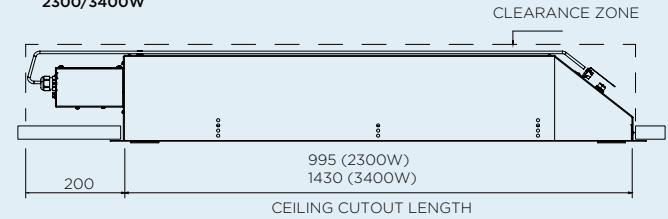
CEILING RECESS FRAME 3400W



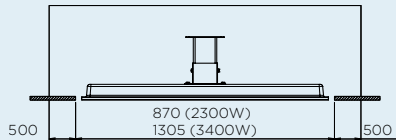
CEILING RECESS FRAME 4500W



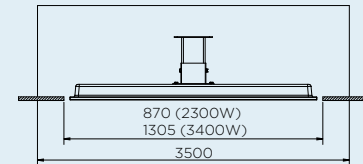
LOW CLEARANCE RECESS KIT  
2300/3400W



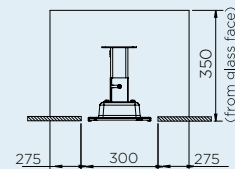
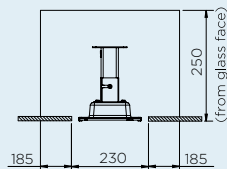
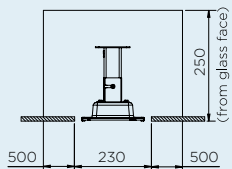
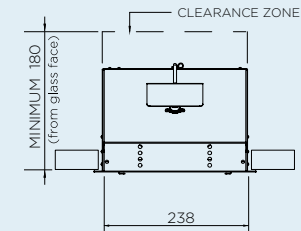
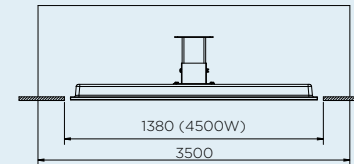
MINIMUM CAVITY OPTION 1  
2300/3400W



MINIMUM CAVITY OPTION 2  
2300/3400W



MINIMUM CAVITY FOR 4500W

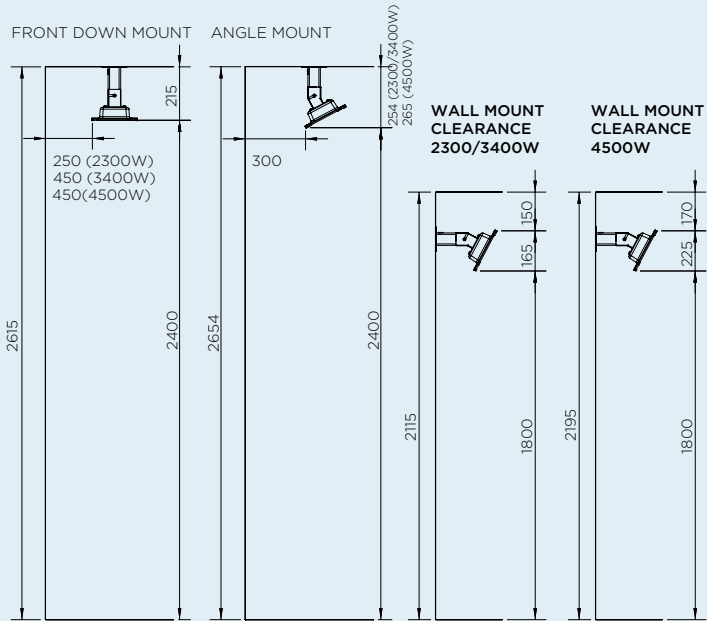


# MOUNT OPTIONS

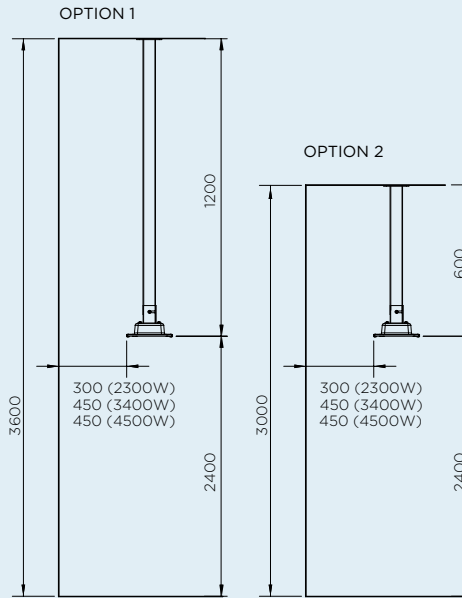
With a wide array of mounting options, Bromic offers solutions to compliment any decor and provide functionality for ambiance and comfort.

## CEILING & WALL MOUNT

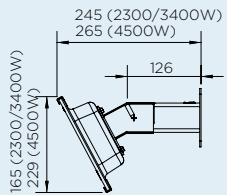
### CEILING MOUNT CLEARANCE



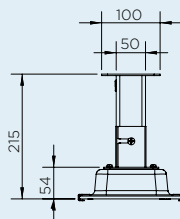
### CEILING POLE CLEARANCE



## WALL BRACKET (INCLUDED)



## CEILING BRACKET (INCLUDED)



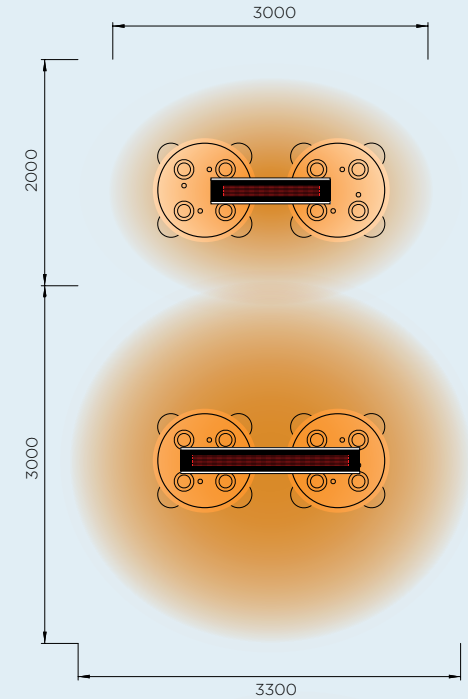
# HEATING REACH

Creating ideal comfort levels, Bromic heaters offer a variety of heat distribution options to suit your outdoor heating needs.

## HEAT AREA

### 2300W SERIES

HEATING APPROXIMATELY 6M<sup>2</sup>  
2300W HEATING POWER

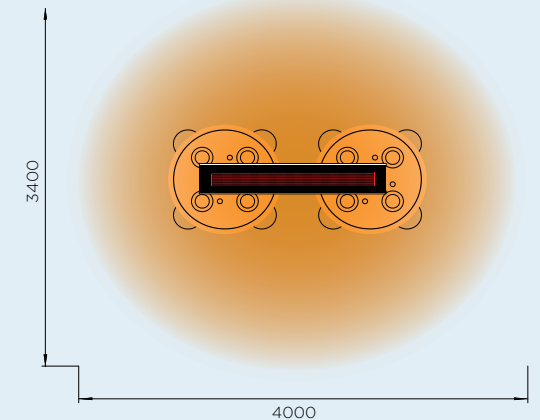


### 3400W SERIES


HEATING APPROXIMATELY 10M<sup>2</sup>  
3400W HEATING POWER

### 4500W PLATINUM

HEATING APPROXIMATELY 12M<sup>2</sup>  
4500W HEATING POWER



\*HEAT AREA DEPENDENT ON AMBIENT TEMPERATURE AND WIND. OPTIMUM CONDITIONS EXPERIENCED AT APPROX 15.5°C AND IN A LOW WIND COVERED ENVIRONMENT.



EXTEND YOUR COMFORT OUTDOORS  
WITH THE SUPERIOR HEAT AND  
AWARD-WINNING DESIGN OF OUR  
SMART-HEAT™ OUTDOOR HEATERS.

---



**VERSATILE MOUNTING SOLUTION**  
Minimal vertical clearance

**HIGH PERFORMANCE CONSTRUCTION**  
304 stainless-steel & tinted ceramic screen

**CLEAN, COMPACT AND ELEGANT DESIGN**  
For seamless integration



**COMPATIBLE WITH SMART-WIRELESS TECHNOLOGY**

**ADJUSTABLE MOUNTING BRACKETS**

Allows for directional heat distribution

**BROMIC.COM**

ASIA PACIFIC | NORTH AMERICA | EUROPE

Bromic pursues a policy of continuing improvement in design and performance of its products. The right is therefore reserved to vary specifications without notice.