



## TUNGSTEN SMART-HEAT™ ELECTRIC

Our Tungsten Smart-Heat™ Electric series offers high performance radiant heating to outdoor and semi-enclosed spaces alike, with an industrial design style. It also boasts a high-temperature coating to suit all environments. With a stainless-steel construction, its durable element will emit a soft red glow to create a warm ambience in your space.



2000W & 4000W  
BLACK



3000W & 6000W  
BLACK

# SPECIFICATIONS

Reference the specification guide below to help you select the correct solution for your needs.

MODEL NUMBER	2000 SERIES	3000 SERIES	4000 SERIES	6000 SERIES
FUEL TYPE	ELECTRIC	ELECTRIC	ELECTRIC	ELECTRIC
COLOUR	BLACK	BLACK	BLACK	BLACK
HEAT AREA	6M <sup>2</sup>	9M <sup>2</sup>	12M <sup>2</sup>	15M <sup>2</sup>
RATED CURRENT	230 - 240V/8.3A	230 - 240V/12.5A	230 - 240V/16.6A	230 - 240V/25A
MINIMUM FLOOR CLEARANCE	WALL 1800MM   CEILING 2400MM		WALL 1800MM   CEILING 2400MM	

## MOUNTING OPTIONS

CEILING MOUNT	✓	✓	✓	✓
WALL MOUNT	✓	✓	✓	✓
RECESSED   FLUSH MOUNT	✓	✓	✓	✓
CEILING POLE MOUNT	✓	✓	✓	✓
FREESTANDING	-	-	-	-

## CONTROL OPTIONS

ON   OFF	✓	✓	✓	✓
DIMMER	✓	✓	✓	✓
MASTER REMOTE *	✓	✓	✓	✓

\* Control up to six zones of heaters with unlimited heaters per zone from a single control. Works only with dimming controllers. Control operates within 30m of heaters.

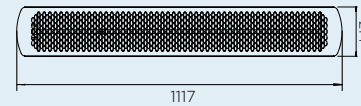
Measurements displayed within this document are minimum requirements for installation. Bromic takes no responsibility for incorrect or non-compliant installations. All measurement in this document are displayed in mm.

# DIMENSIONS

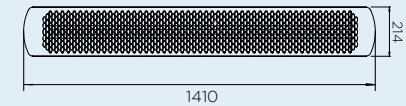
With a wide range of sizes available, find the ideal heater to suit your outdoor space.

## PROFILE

2000W & 4000W



3000W & 6000W

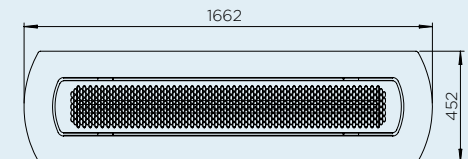


## CEILING RECESS

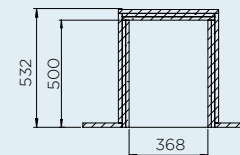
CEILING RECESS FRAME 2000W & 4000W



CEILING RECESS FRAME 3000W & 6000W

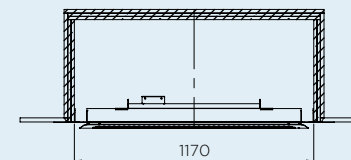


## CEILING RECESS

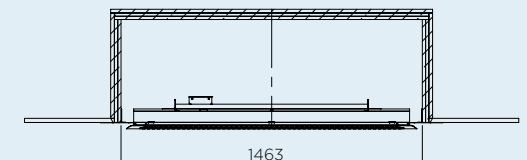


MINIMUM  
CEILING CAVITY

2000W & 4000W



3000W & 6000W

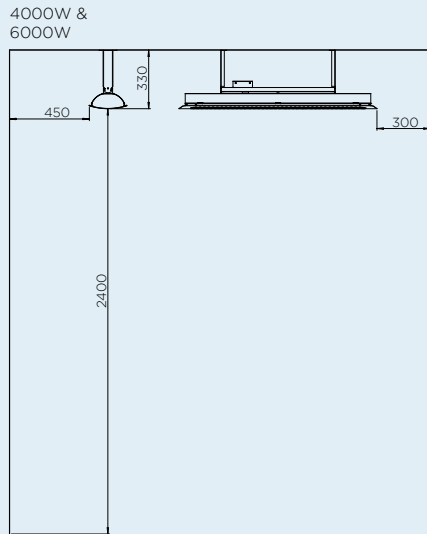


# MOUNT OPTIONS

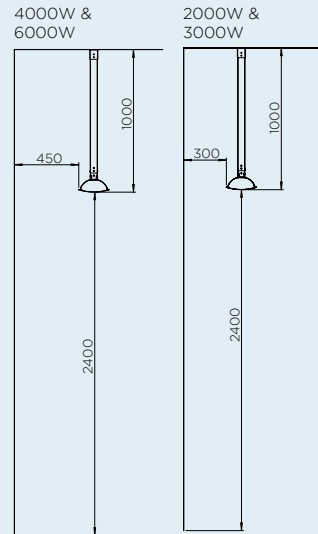
With a wide array of mounting options, Bromic offers solutions to complete any décor and provide functionality for ambiance and comfort.

## CEILING & WALL MOUNT

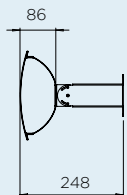
### CEILING MOUNT CLEARANCE



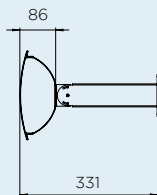
### CEILING POLE CLEARANCE



## WALL BRACKET



2000W & 3000W

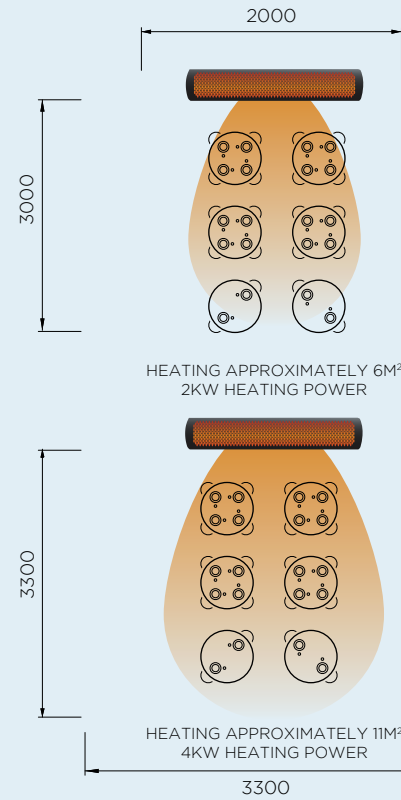


4000W & 6000W

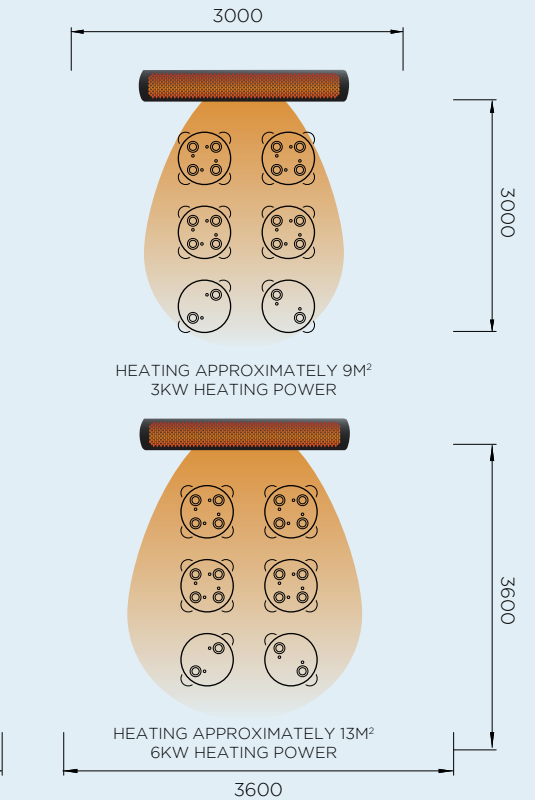
# HEATING REACH

Creating ideal comfort levels, Bromic heaters offer a variety of heat distribution to suit your outdoor heating needs.

## 2000W & 4000W SERIES



## 3000W & 6000W SERIES



## CONTROL OPTIONS



ON | OFF CONTROL



DIMMER CONTROL



MASTER REMOTE



EXTEND YOUR COMFORT OUTDOORS  
WITH THE SUPERIOR HEAT AND  
AWARD-WINNING DESIGN OF OUR  
SMART-HEAT™ OUTDOOR HEATERS.

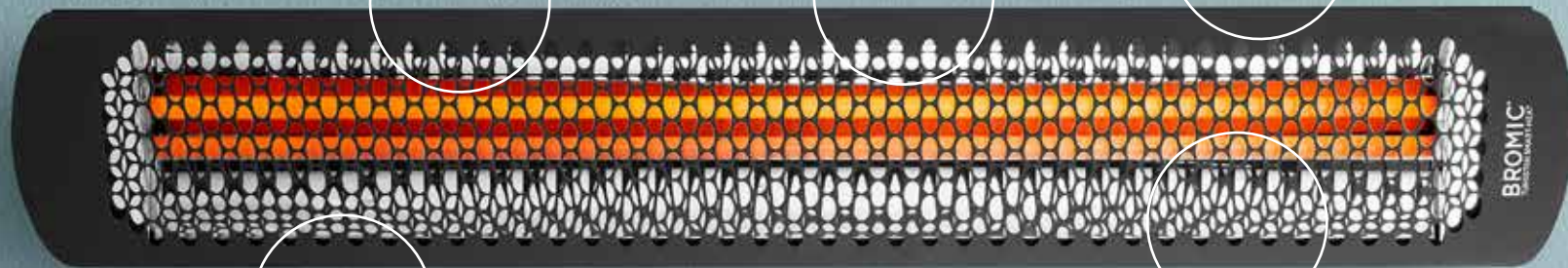
**HIGH PERFORMANCE**

Matte finish stainless-steel construction

**TOTAL MOUNTING  
FLEXIBILITY**

**ANGLED BRACKET**

Provides precise  
directional heat



**PATENTED  
PERFORMANCE**

Superior wind resistance

**UNIQUE DESIGN**  
Honeycomb fascia enables  
precise heat distribution

**BROMIC.COM/HEAT**

ASIA PACIFIC | NORTH AMERICA | EUROPE

Bromic pursues a policy of continuing improvement in design and performance of its products. The right is therefore reserved to vary specifications without notice.