



Extend Your Comfort *Outdoors*

Platinum Smart-Heat™ Collections Guide

Contents

Design & Integration.....	6
Selecting Your Fuel Source.....	7
Platinum Smart-Heat Electric.....	8
Platinum Smart-Heat Electric Marine.....	14
Platinum Smart-Heat Gas.....	19
Performance.....	25
Sustainability.....	26
Collection Lineup.....	27

Bromic is globally recognized as the leader in outdoor heating.





**Platinum Electric
Marine**

Marine 3400W
Series Heater

Sleek, *Seamless*, & Modern.

The ultimate in seamless slim-line outdoor heater design.

The award-winning Platinum Smart-Heat collection is specifically suited to beautifully integrate into design-focused spaces. Available with gas or electric fuel sources, black or white finishes, and a wide array of ceiling, wall, and flush-mounting options, the Platinum collection's low form factor is designed to offer a full-range solution to incorporate radiant heating into any space.

Looking for a heater that offers the most effective heating technology, sleek and modern design, and minimal light emission? You've found it.





Platinum Electric
3400W Series Heater

Design + Integration

Platinum Smart-Heat outdoor heaters are the perfect balance of performance, reliability, and beauty. We use tinted ceramic glass to seal the heater components from the elements, stainless steel to ensure the chassis stands the test of time, and have perfectly engineered the heater to virtually disappear into its surroundings. The competition doesn't even come close.



Platinum Electric

Unequivocally, the best recessed heater in the market. Made of durable 304 stainless-steel, and available in both black and white with three heat outputs and sizes (2300W, 3400W and 4500W), this slim-line premium heater was specifically designed for perfect architectural integration into any space.



Platinum Electric Marine

Made of high-quality, AISI316 stainless-steel, Bromic Platinum Smart-Heat™ Electric Marine heaters were specifically engineered to provide superior resistance to the corrosive elements of coastal and marine environments.



Platinum Gas

The signature black ceramic surface of the Bromic Platinum Smart-Heat™ Gas series projects radiant heat deep into your outdoor area (up to 20m²) and successfully overcomes winds of up to 12mph. Available in both natural gas and propane fuel sources, this series provides optimal coverage for higher ceilings and colder climates.

Selecting Your Fuel Source

As the only manufacturer that offers outdoor heating solutions in natural gas, propane, and electric fuel sources, the fuel selection criteria can offer important advantages in your specific application. Here are three areas to consider in your design plan.

1

Climate

The physical location and placement of your heaters can leverage significant efficiency based on the fuel type.

PLATINUM ELECTRIC

- Ideal for enclosed and semi-enclosed applications.
- Its environmentally sealed design protects from wind and offers superior longevity.

PLATINUM ELECTRIC MARINE

- The most advanced heater available to protect from the corrosive exposure of marine and coastal applications.

PLATINUM GAS

- Ideal for colder environments with high ceilings and big power requirements.
- Requires ventilation, is more susceptible to wind and is not dimmable.

2

Clearances

How you integrate your heaters into your space is largely dictated by the clearances each fuel source requires. No matter the fuel source, a minimum mounting height of 2438.4mm is required in clearance from the floor to the bottom surface of the heating solution.

PLATINUM ELECTRIC

- Standard and Low Clearance Recess Kits available for flush-mount installation.

PLATINUM ELECTRIC MARINE

- Standard and Low Clearance Recess Kits available for flush-mount installation.

PLATINUM GAS

- Requires 356mm of ceiling clearance with optional heat reflector, 914mm of vertical clearance without reflector.

3

Cost

Operational fuel costs can have a significant impact on high use applications like Restaurants and Hospitality. Fuel costs can vary by locale.

PLATINUM ELECTRIC

- ±\$3.40 per hour to heat a 40m² patio

PLATINUM ELECTRIC MARINE

- ±\$3.40 per hour to heat a 40m² patio

PLATINUM GAS

- ±\$3.36 per hour using natural gas or ±\$11.76 per hour using LPG to heat a 40m² patio

Platinum Smart-Heat Electric

Available in black and white, our Platinum Smart-Heat Electric heater is specifically suited for low-clearance and design-focused spaces. With its low-form, environmentally sealed, high-quality 304 stainless steel chassis and tinted ceramic-glass screens, this heater spreads comfort evenly, all while minimizing light emissions. This durable, award-winning design virtually disappears into its surroundings, blending seamlessly into the background with our recessed mounting solutions.



Specifications

Reference the specification guide below to help you select the correct solution for your needs.

MODEL NUMBER	2300W SERIES	3400W SERIES	4500W SERIES
PRODUCT CODES PLATINUM ELECTRIC	2620240 2620247	2620245 2620248	2622000 2622001
FUEL TYPE	ELECTRIC	ELECTRIC	ELECTRIC
COLOUR	BLACK WHITE	BLACK WHITE	BLACK WHITE
HEAT AREA	6M ²	10M ²	12M ²
RATED CURRENT	220 - 240V/9.6A	220 - 240V/14.2A	220 - 240V/18.8A
MINIMUM FLOOR CLEARANCE	WALL - 1800MM CEILING - 2400MM	WALL - 1800MM CEILING - 2400MM	WALL - 1800MM CEILING - 2400MM
MOUNTING OPTIONS			
CEILING MOUNT	INCLUDED	INCLUDED	INCLUDED
WALL MOUNT	INCLUDED	INCLUDED	INCLUDED
RECESS KIT FLUSH MOUNT	✓	✓	✓
CEILING RECESS KIT PRODUCT CODES	2620241	2620246	2623000
NEW RECESS KIT LOW CLEARANCE	✓	✓	-
LOW CLEARANCE RECESS KIT PRODUCT CODES	2623009	2623008	-
CEILING POLE EXTENSION	✓	✓	✓
CEILING POLE (600MM) PRODUCT CODE	2620243	2620243	2623020
CEILING POLE (1200MM) PRODUCT CODE	2620244	2620244	2623021
FREESTANDING	-	-	-
CONTROL OPTIONS			
ON OFF	✓	✓	✓
ON OFF PRODUCT CODE	2620275-2	2620275-2	2620275-2
DIMMER	✓	✓	✓
DIMMER PRODUCT CODE	2620276-2	2620276-2	2620276-2
MASTER REMOTE *	✓	✓	✓
MASTER REMOTE PRODUCT CODE	2620277-2	2620277-2	2620277-2

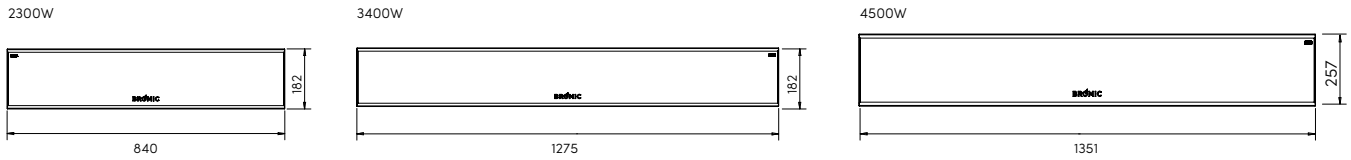
* Controls up to six zones of heaters with unlimited heaters per zone from a single remote control. Dimmer controller required. Control operates within 30m of heaters.

Measurements displayed within this document are minimum requirements for installation. Bromic takes no responsibility for incorrect or non-compliant installations. All measurement in this document are displayed in mm.

Dimensions

With a wide range of sizes available, find the ideal heater to suit your outdoor space.

PROFILE

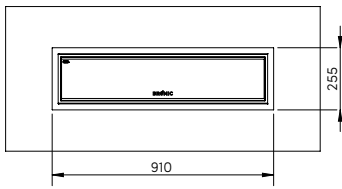


Mounting Options

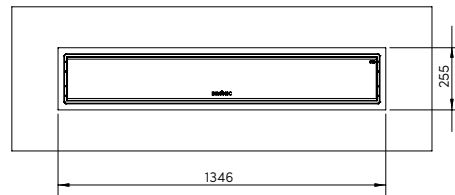
With a wide array of mounting options, Brovic offers solutions to compliment any decor and provide functionality for ambiance and comfort.

CEILING RECESS

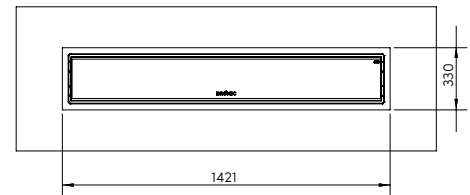
CEILING RECESS FRAME 2300W



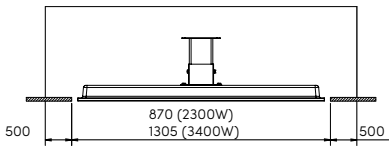
CEILING RECESS FRAME 3400W



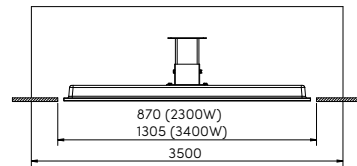
CEILING RECESS FRAME 4500W



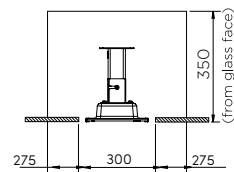
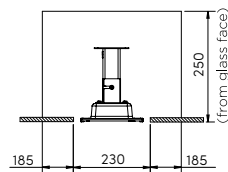
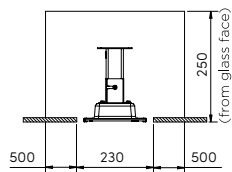
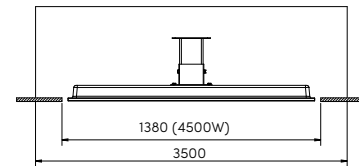
MINIMUM CAVITY OPTION 1
2300/3400W



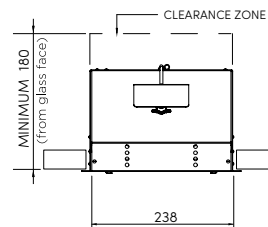
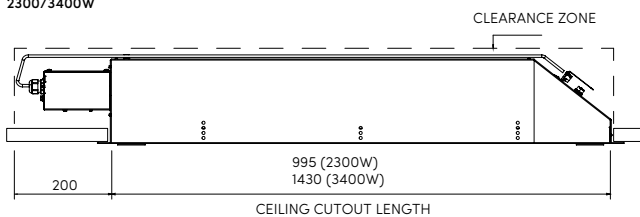
MINIMUM CAVITY OPTION 2
2300/3400W



MINIMUM CAVITY FOR 4500W

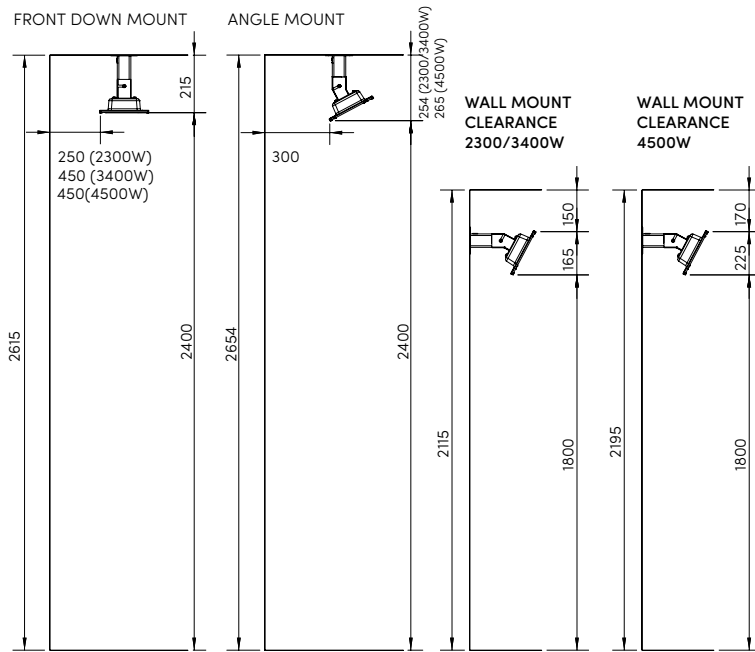


LOW CLEARANCE RECESS KIT
2300/3400W

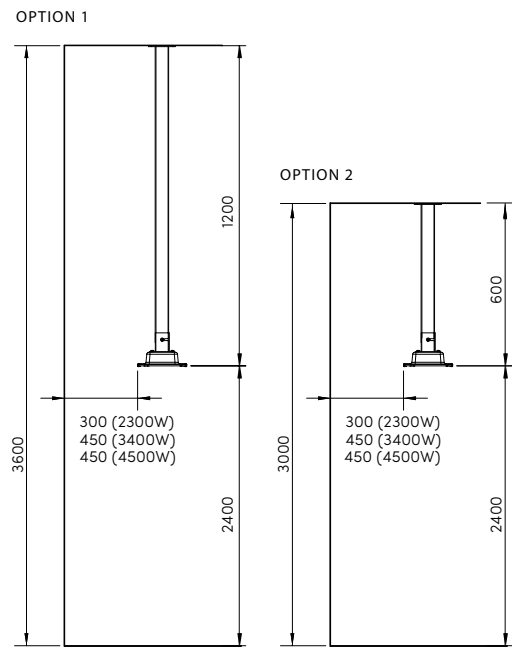


CEILING & WALL MOUNT

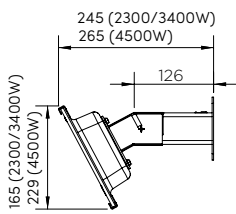
CEILING MOUNT CLEARANCE



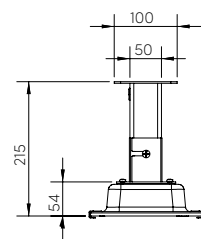
CEILING POLE CLEARANCE




WALL BRACKET (INCLUDED)



CEILING BRACKET (INCLUDED)



CEILING MOUNT



WALL MOUNT



FLUSH-MOUNT

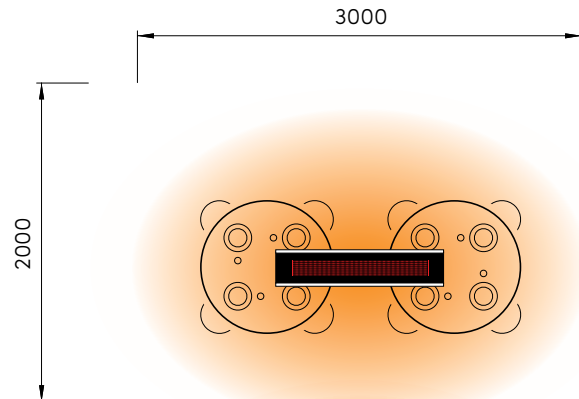
Heat Distribution

Creating ideal comfort levels, Bromic heaters offer a variety of heat distribution options to suit your outdoor heating needs.

HEAT AREA

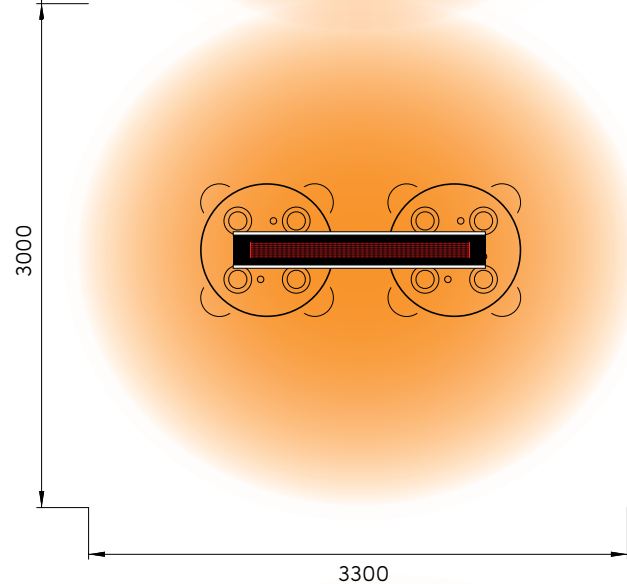
2300W SERIES

Heating approximately 6m²
2300W heating power



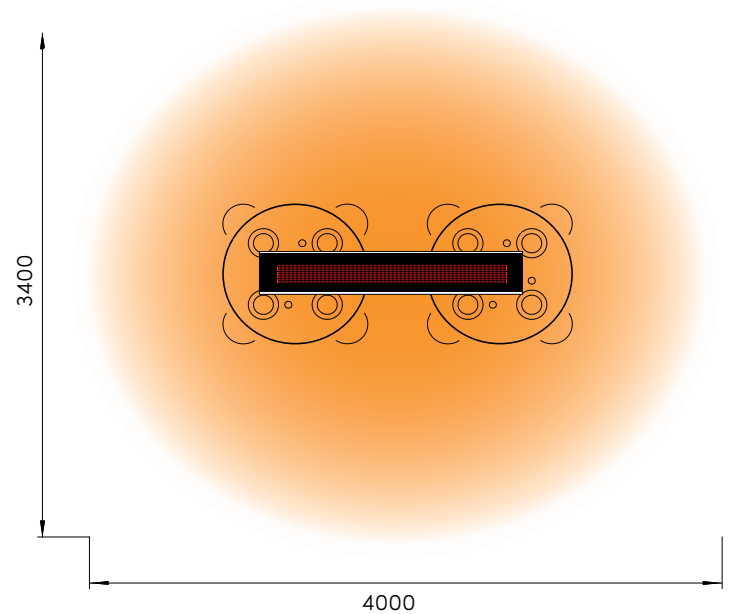
3400W SERIES

Heating approximately 10m²
3400W heating power



4500W SERIES

Heating approximately 12m²
4500W heating power



Features & Benefits

Versatile Mounting Solution

Minimal vertical clearance.

High Performance Construction

304 stainless steel and tinted ceramic surface.



Clean, Compact & Elegant Design

For seamless integration.

Adjustable Mounting Brackets

Allows for directional heat distribution.



Compatible With Smart-Wireless Technology

Platinum Smart-Heat Electric Marine

Made of high-quality, AISI316-grade stainless steel, our Platinum Electric Marine heaters were specifically engineered to provide superior resistance to the corrosive elements of marine and coastal environments.

The ideal heating solution to enrich the comfort experience for owners of coastal residences, super-yachts, and guests aboard cruise ships, this exceptional heater is backed by an industry-leading 5-year warranty.

Available in a white or black finish, the tinted ceramic glass surface spreads radiant heat evenly across large areas while minimizing light emission.



Specifications

Reference the specification guide below to help you select the correct solution for your needs.

MODEL NUMBER	2300W SERIES	3400W SERIES	4500W SERIES
PRODUCT CODES PLATINUM ELECTRIC MARINE	2620251 2620253	2620252 2620254	2622002 2622003
FUEL TYPE	ELECTRIC	ELECTRIC	ELECTRIC
COLOUR	BLACK WHITE	BLACK WHITE	BLACK WHITE
HEAT AREA	6M ²	10M ²	12M ²
RATED CURRENT	220 - 240V/9.6A	220 - 240V/14.2A	220 - 240V/18.8A
MINIMUM FLOOR CLEARANCE	WALL - 1800MM CEILING - 2400MM	WALL - 1800MM CEILING - 2400MM	WALL - 1800MM CEILING - 2400MM
MOUNTING OPTIONS			
CEILING MOUNT	INCLUDED	INCLUDED	INCLUDED
WALL MOUNT	INCLUDED	INCLUDED	INCLUDED
RECESS KIT FLUSH MOUNT	✓	✓	✓
CEILING RECESS KIT PRODUCT CODES	2620255	2620256	2623001
NEW RECESS KIT LOW CLEARANCE	✓	✓	-
LOW CLEARANCE RECESS KIT PRODUCT CODES	2623011	2623010	-
CEILING POLE EXTENSION	✓	✓	✓
CEILING POLE (600MM) PRODUCT CODE	2620564	2620564	2623022
CEILING POLE (1200MM) PRODUCT CODE	2620565	2620565	2623023
FREESTANDING	-	-	-
CONTROL OPTIONS			
ON OFF	✓	✓	✓
ON OFF PRODUCT CODE	2620275-2	2620275-2	2620275-2
DIMMER	✓	✓	✓
DIMMER PRODUCT CODE	2620276-2	2620276-2	2620276-2
MASTER REMOTE *	✓	✓	✓
MASTER REMOTE PRODUCT CODE	2620277-2	2620277-2	2620277-2

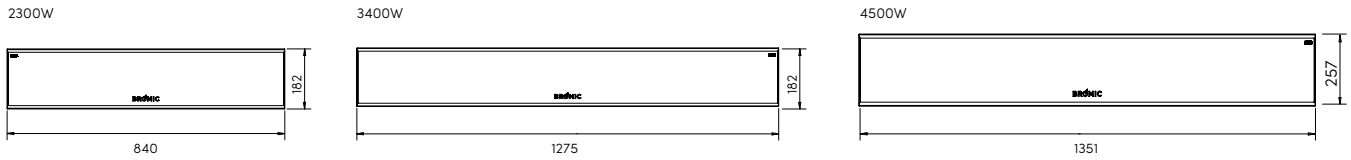
* Controls up to six zones of heaters with unlimited heaters per zone from a single control. Works only with dimming controllers. Control operates within 30m of heaters.

Measurements displayed within this document are minimum requirements for installation. Bromic takes no responsibility for incorrect or non-compliant installations. All measurement in this document are displayed in mm.

Dimensions

With a wide range of sizes available, find the ideal heater to suit your outdoor space.

PROFILE

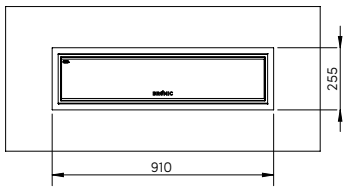


Mounting Options

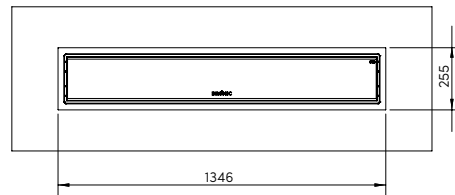
With a wide array of mounting options, Brovic offers solutions to compliment any decor and provide functionality for ambiance and comfort.

CEILING RECESS

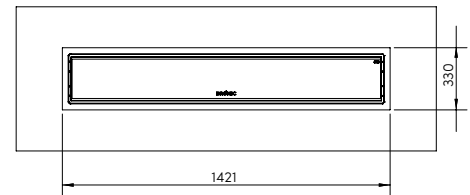
CEILING RECESS FRAME 2300W



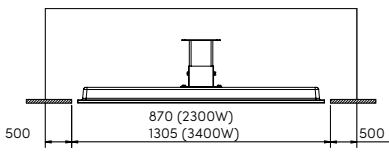
CEILING RECESS FRAME 3400W



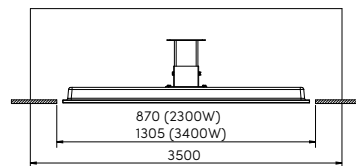
CEILING RECESS FRAME 4500W



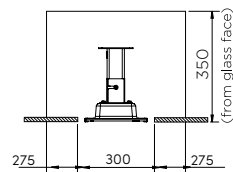
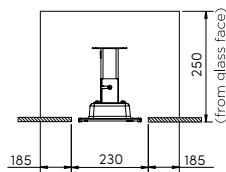
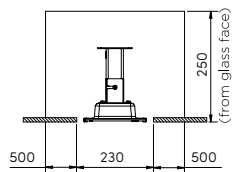
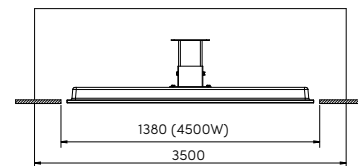
MINIMUM CAVITY OPTION 1
2300/3400W



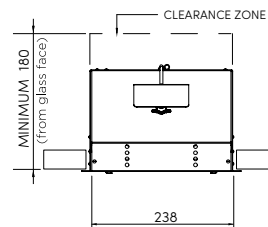
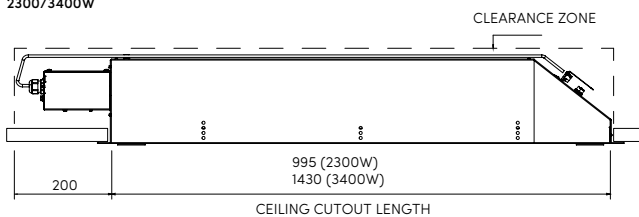
MINIMUM CAVITY OPTION 2
2300/3400W



MINIMUM CAVITY FOR 4500W

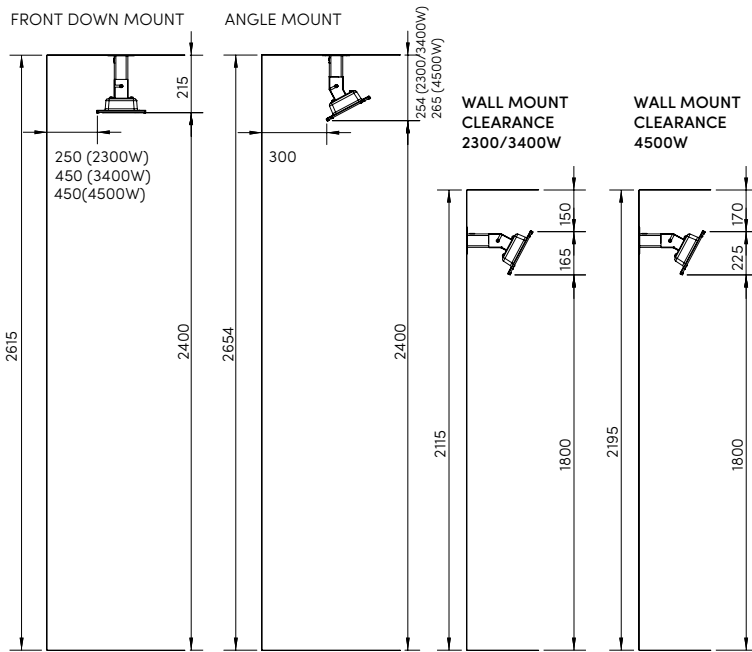


LOW CLEARANCE RECESS KIT
2300/3400W

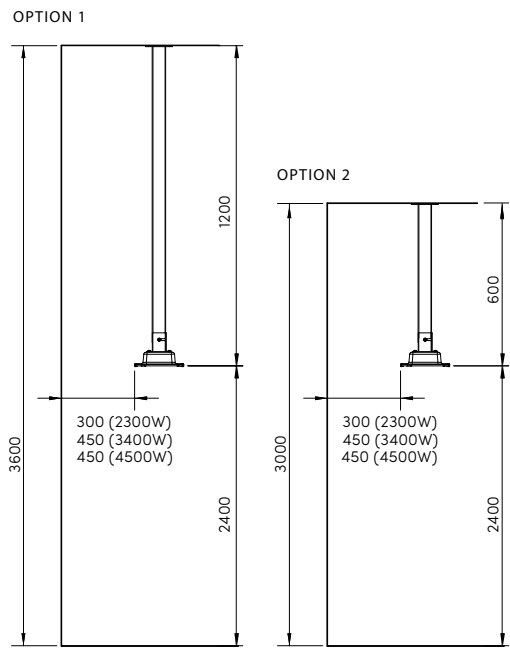


CEILING & WALL MOUNT

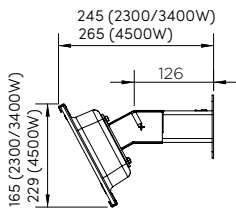
CEILING MOUNT CLEARANCE



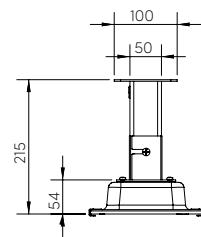
CEILING POLE CLEARANCE




WALL BRACKET (INCLUDED)



CEILING BRACKET (INCLUDED)



CEILING MOUNT



WALL MOUNT



FLUSH-MOUNT

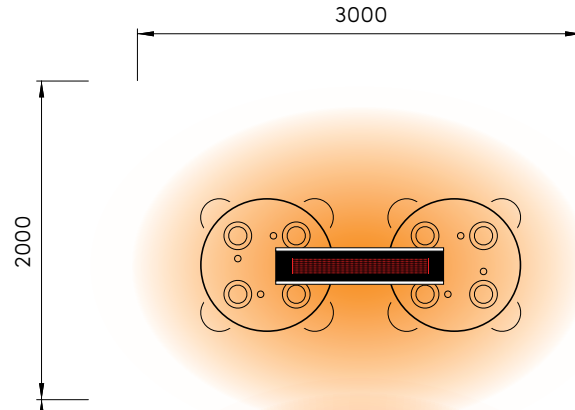
Heat Distribution

Creating ideal comfort levels, Bromic heaters offer a variety of heat distribution options to suit your outdoor heating needs.

HEAT AREA

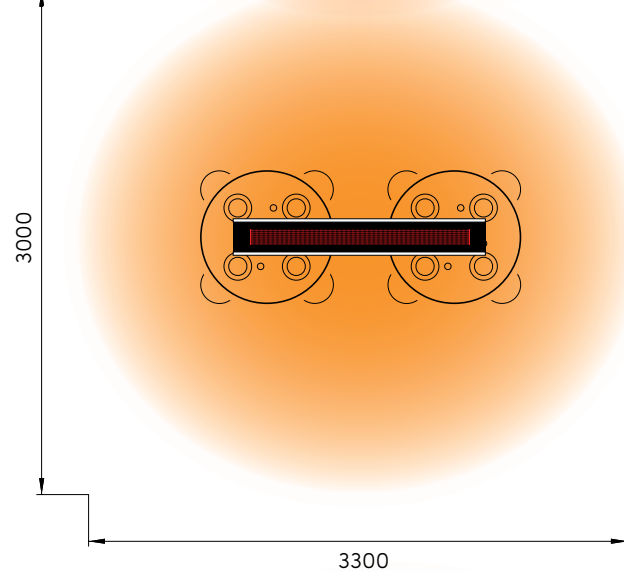
2300W SERIES

Heating approximately 6m²
2300W heating power



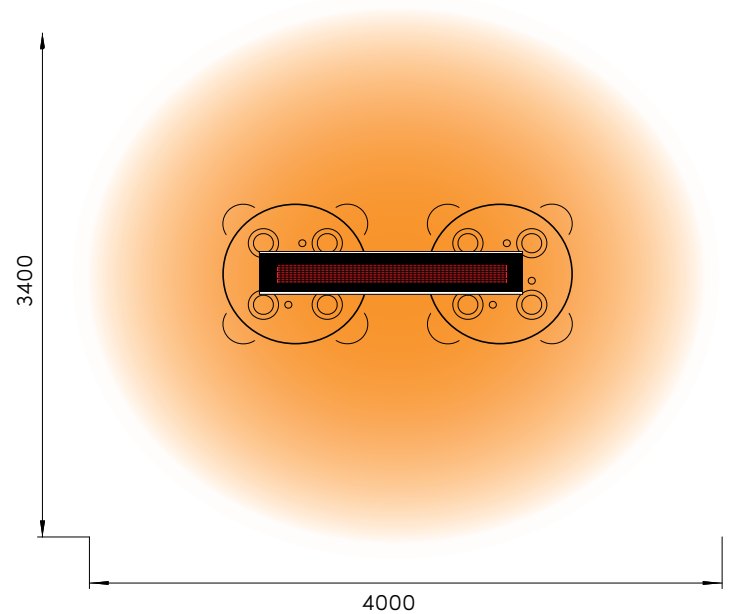
3400W SERIES

Heating approximately 10m²
3400W heating power



4500W SERIES

Heating approximately 12m²
4500W heating power



Features & Benefits

Versatile Mounting Solution

Minimal ceiling recess clearance required and flush mounted design aesthetics.

High Performance Stainless-Steel Construction

Premium 316 grade stainless steel suitable for marine and coastal environments.



Clean, Compact & Elegant Design

Minimized light emissions and easy to clean in a black or white finish.

Sealed Element

Sealed compartment with thin film elements to prevent corrosion.



Compatible With Smart-Wireless Technology

Platinum Smart-Heat Gas

The Platinum Smart-Heat Gas heater series spreads heat and comfort evenly across all spaces, with a soft and soothing red glow. Available in two sizes (23,600 BTU & 39,800 BTU), with both propane and natural gas options, this high performing heater is ideal for well-ventilated spaces and colder climates. With it's wide selection of brackets and pole mounts, the Platinum Gas heater offers the optimum level of heat in any space. Built with premium materials and designed with elegance, there is no compromise on performance, reliability and beauty.



Specifications

Reference the specification guide below to help you select the correct solution for your needs.

MODEL NUMBER	300 SERIES	500 SERIES
FUEL TYPE	LPG NG	LPG NG
COLOUR	BLACK	BLACK
HEAT AREA	12M ²	20M ²
MINIMUM FLOOR CLEARANCE	2,000MM	2,000MM
OUTPUT	25 MJ	42 MJ
MOUNTING OPTIONS		
CEILING MOUNT	✓	✓
WALL MOUNT	✓	✓
RECESSED FLUSH MOUNT	-	-
CEILING POLE MOUNT	✓	✓
FREESTANDING	-	-
CONTROL OPTIONS		
ON OFF	✓	✓
DIMMER	-	-
MASTER REMOTE	-	-

Measurements displayed within this document are minimum requirements for installation.

Bromic takes no responsibility for incorrect or non-compliant installations.

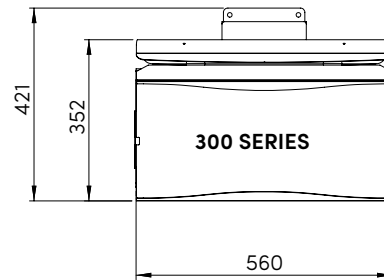
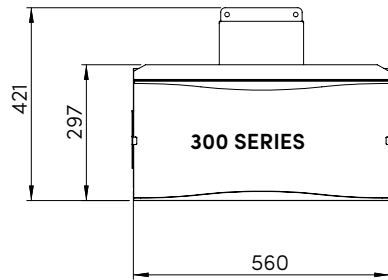
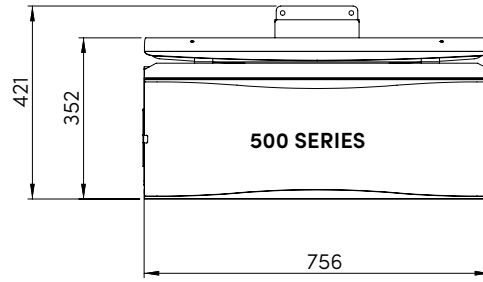
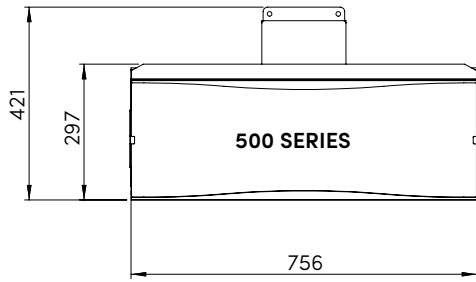
All measurement in this document are displayed in mm.

Dimensions

With a wide range of sizes available, find the ideal heater to suit your outdoor space.

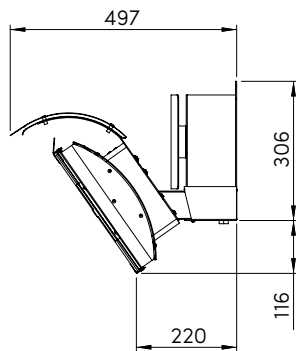
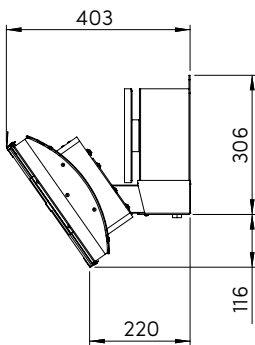
FRONT PROFILE

+HEAT DEFLECTOR



SIDE PROFILE

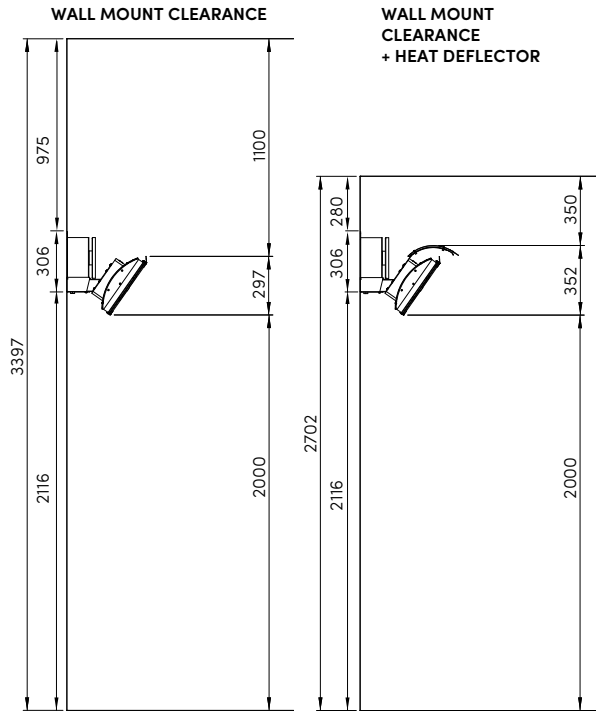
+HEAT DEFLECTOR



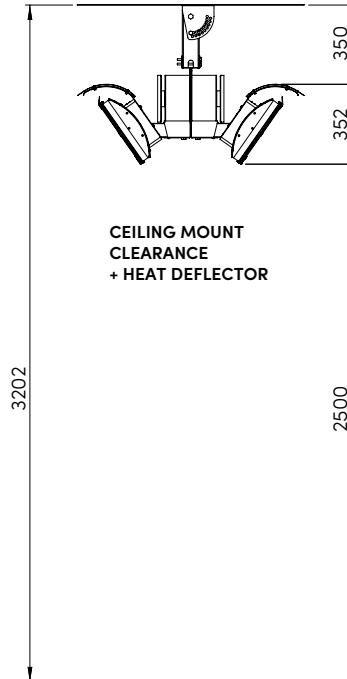
Mounting Options

With a wide array of mounting options, Bromic offers solutions to compliment any decor and provide functionality for ambiance and comfort.

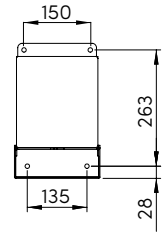
WALL MOUNT



CEILING MOUNT



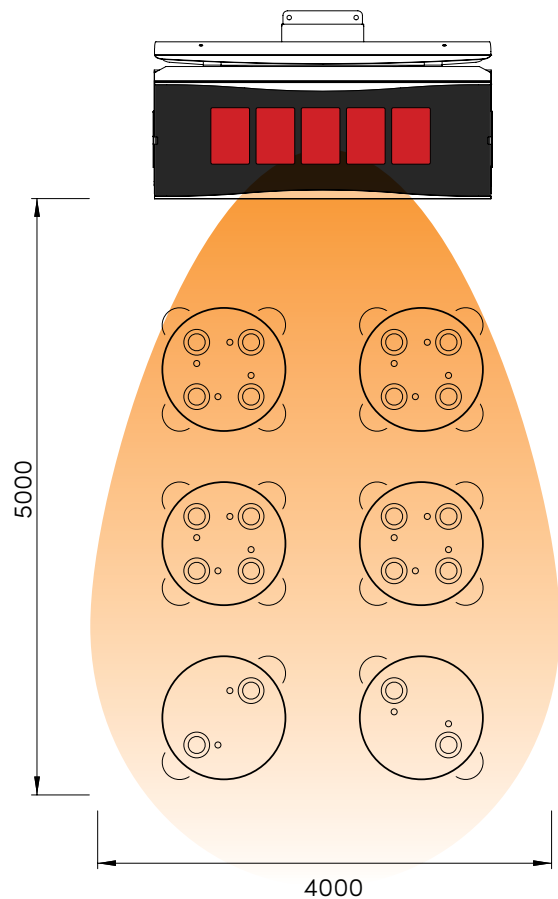
WALL BRACKET



Heat Distribution

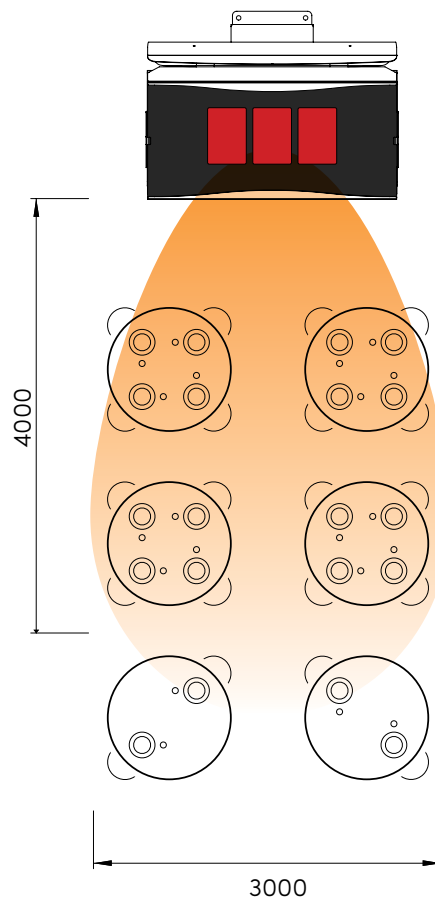
Creating ideal comfort levels, Bromic heaters offer a variety of heat distribution options to suit your outdoor heating needs.

500 SERIES



HEATING APPROXIMATELY 20M²
42MJ HEATING POWER

300 SERIES



HEATING APPROXIMATELY 12M²
25MJ HEATING POWER


Features & Benefits

Mounting Flexibility

Can be wall-mounted or hung from the ceiling with a variety of ceiling mounting poles

Pivot Bracket

Allows for directional heat distribution.



Patented Performance

Superior wind resistance.

Premium Construction

High-performing stainless steel for long lasting and durable use.

Unique Design

Ceramic surface enables even heat distribution.

Performance, Reliability & *Beauty*

Bromic outdoor heaters are recognized all over the world for superior design and performance. From luxury hotels and leading restaurants to distinguished residential outdoor kitchens and exquisite backyards, Bromic outdoor heaters deliver the comfort and ambiance needed to elevate the outdoors.

Available in our distinctive collections, every Bromic outdoor heater is constructed from premium materials to deliver outdoor heating products that provide the perfect balance of performance, reliability and beauty.



Sustainability

The environment has a heating partner.

Bromic is committed to utilizing sustainable design principles. Leveraging outdoor spaces for dining, working, and congregating is a design priority for leading architects around the world and the global pandemic has taught us that outdoor spaces are some of the safest, healthiest, and most necessary elements in both residential and commercial contexts.

The tenants of sustainability are to reduce consumption of non-renewable resources, minimize waste, and create healthy, productive environments.

SUSTAINABLE DESIGN PRINCIPLES INCLUDE THE ABILITY TO:

- Optimize site potential
- Enhance indoor environmental quality
- Minimize non-renewable energy consumption
- Optimize operational and maintenance practices
- Use environmentally preferable products

Utilizing a sustainable design philosophy encourages decisions at each phase of the design process that will reduce negative impacts on the environment and the health of the occupants, without compromising the bottom line.

We continue our commitment to building increasingly efficient outdoor heaters that don't waste energy by heating the air, but rather, heating people with radiant technology. While many competitors' heaters may last only a season or two, Bromic heaters continue to provide warmth and comfort year-after-year, even in commercial environments.



Explore our collection lineup



Eclipse

Available in seven unique mounting options, including portable, the Eclipse Smart-Heat™ Electric collection adds style, warmth and light to design-focused outdoor spaces.



Platinum

With both gas and electric models to choose from, the Platinum Smart-Heat™ collection features premium ceramic glass fascias and stainless-steel frames for a sleek and timeless look.



Tungsten

Our Tungsten Smart-Heat™ gas and electric outdoor heaters come in a stylish, industrial design with a wide selection of heat output and mounting options, including portable.





★★★★★

Very easy to install and it probably is the best looking NG heater I have seen.

DAVID CHEN

Homeowner | United States

Complimentary Outdoor Heating Design Service

Gas or electric? How many heaters do I need? Where should I mount them? We can help you answer each of these questions. Leverage free, yes, free—professional design services from the technical experts at Bromic Heating.

Your Dedicated Designer

Work one-on-one with a Outdoor Heating design professional from start to finish.

2D Heating Space Map

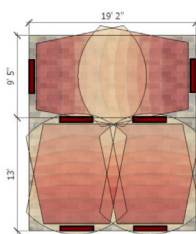
We will work with your architectural plans or site images to ensure that your space is optimally heated.

Part Order List

From mounting options to smart home controls, we'll detail exactly what you should order. We can even connect you to a retail partner if you desire.

Your Heating Diagram

For maximum comfort and heat generation, we recommend placing the heater(s) closest to your seating areas, while ensuring compliance with our installation clearances.



Example: Recessed Installation

Example: Wall-mounted Installation

BROMIC HEATING

Recommended Heating Solution

For your area, we recommend the **PLATINUM SMART-HEAT™ ELECTRIC 2300/3400W/4500W BLACK/WHITE**

PRODUCT OVERVIEW

Installation: Heaters to be mounted between 2400-2700mm above finished floor to optimise heat output. Heaters can be angled at 28 degrees (either side) with the provided mounting bracket.


Dimensions: 2400W (WxDxH) 840 x 182 x 54mm / 3400W (WxDxH) 1275 x 182 x 54mm / 4500W (WxDxH) 1351 x 257 x 54mm

Consumption: Platinum Electric heaters are available for use with 220/240V. The heaters use a ceramic glass front and unique element technology to produce a more efficient heater.

- Each 2300W heater pulls 9.6Amps (on 220/240V)
- Each 3400W heater pulls 14.2Amps (on 220/240V)
- Each 4500W heater pulls 18.8Amps (on 220/240V)

Controls: Each heater needs its own controller, of which we offer two options:

- **Option 1:** Dimmer Control provides full incremental heat output (from 100%-0%) with remote control buttons pre-set at 100%, 75%, 50%, 25%. One 42-Channel Master Remote can be used to control all heaters from one single location.
- **Option 2:** On/off Control – controls two heaters in an on/off mode.
- Alternatively, heaters can be hard-wired to a wall switch.



[CLICK HERE TO WATCH THE VIDEO](#)

[CLICK HERE TO VIEW PRODUCT SPECS](#)

BROMIC HEATING

REQUEST YOUR COMPLIMENTARY DESIGN



★★★★★

The heaters were installed a month ago and the results exceed our expectations! They look outstanding, blending into the feel of the porch perfectly.

MICHAEL ZIMMERMAN

Minnesota

Contact



AUSTRALIA

10 Phiney Place
Ingleburn NSW 2565

1300 276 642

EUROPE

Newtonlaan 115
3584 BH Utrecht
Netherlands

UNITED STATES

7595 Irvine Center Drive, Ste. 100
Irvine, California 92618

FOLLOW US:



BROMIC.COM