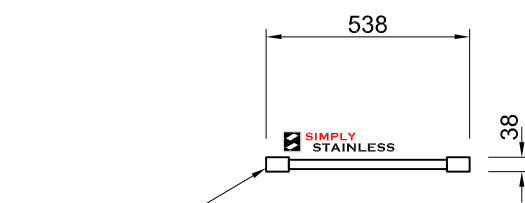
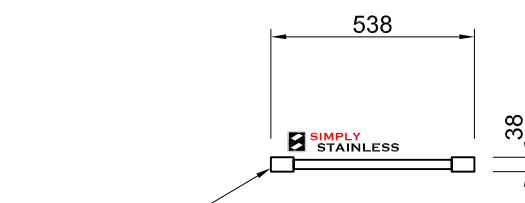


PLAN



STAINLESS STEEL
SOCKETS IN ALL
CORNERS


FRONT ELEVATION



STAINLESS STEEL
SOCKETS IN ALL
CORNERS

SIDE ELEVATION

22-LB-6-0600

**SIMPLY
STAINLESS**

www.simplystainless.com
Modular Sinks Tables and Shelving

CI GROUP PTY LTD COPYRIGHT ©

This drawing is the property of CI GROUP
PTY LTD trading as SIMPLY STAINLESS,
and it may not be copied, reproduced or
modified in whole or in part, without prior
written permission of CI GROUP PTY LTD.

22-LB-6-0600
LEG BRACE

SCALE 1:20

CONSTRUCTION NOTES:

1. FRAME MADE FROM Ø25mm STAINLESS STEEL TUBE.
2. CORNERS MADE STAINLESS STEEL SOCKETS TO SUIT Ø38mm LEG.