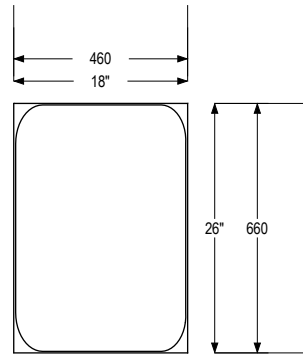
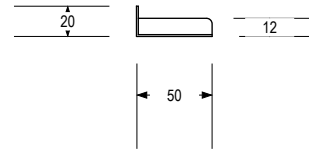


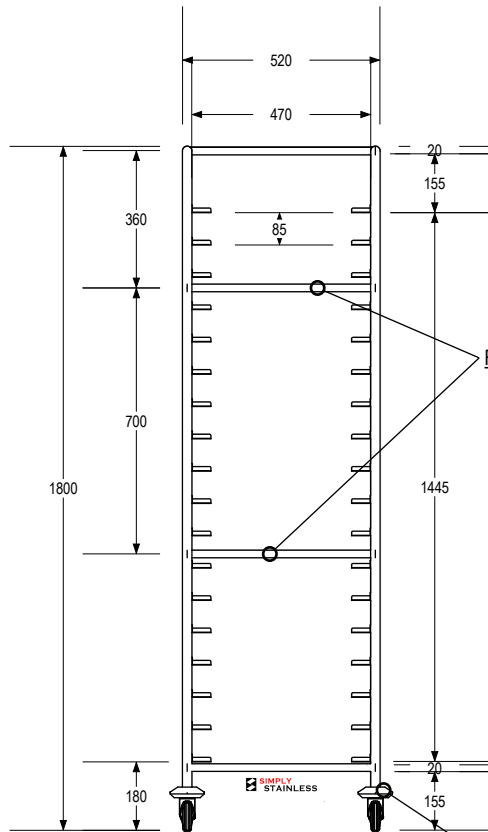
PLAN



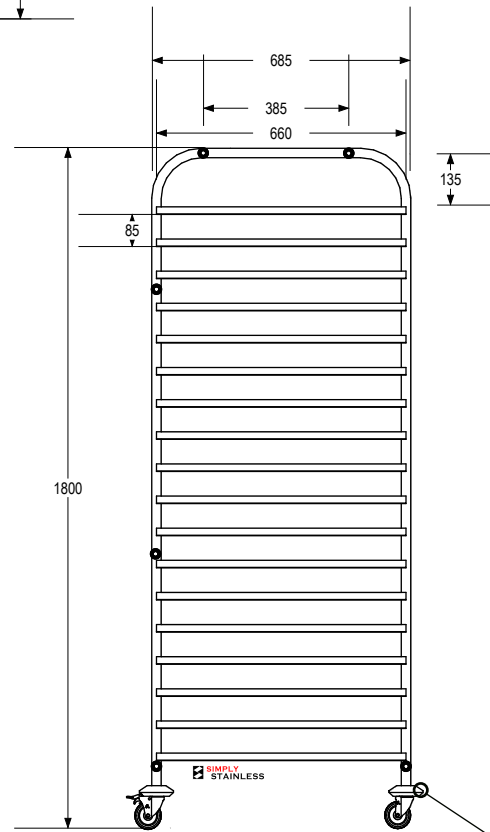
TO SUIT TRAY SIZE



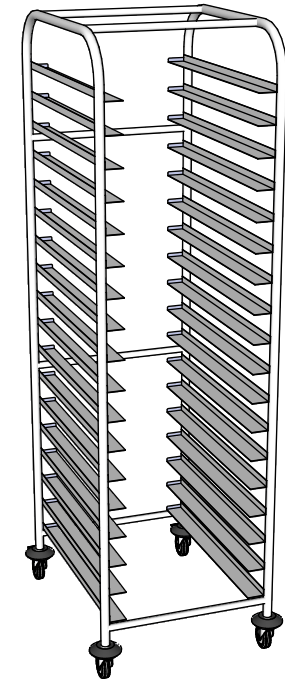
RUNNERS PROFILE  
scale 1:5mm



FRONT VIEW



SIDE VIEW



ISO VIEW  
do not scale

**SIMPLY STAINLESS**  
www.simplystainless.com  
Modular Sinks Tables and Shelving  
COPYRIGHT © 2012  
This drawing is the property of CI GROUP PTY LTD. Tradings as SIMPLY STAINLESS and It may not be copied, reproduced or modified in whole or in part without prior written permission of CI GROUP PTY LTD. SIMPLY STAINLESS reserves the right to change specification and design without notice.

**16 - BT I**  
**BAKERY TROLLEY IMPERIAL**  
SCALE: 1:20

CONSTRUCTION NOTES :

1. RUNNERS MADE FROM 1.2mm STAINLESS
  2. STEEL.
  3. FRAME MADE FROM Ø25mm STAINLESS STEEL.
- TUBE.  
FEET ARE Ø100mm SWIVEL CASTORS, 2x LOCKING & 2x NON-LOCKING.