

Search reports and help

Search

CUSTOMIZATION

Reports

REAL-TIME

AUDIENCE

Overview

Active Users

Cohort Analysis BETA

User Explorer

Demographics

Interests

Geo

Behavior

Technology

Mobile

Custom

Benchmarking

Users Flow

ACQUISITION

BEHAVIOR ADMIN

CONVERSIONS

Audience Overview

Mar 1, 2017 - Mar 31, 2017

Email Export Add to Dashboard Shortcut

This report is based on 100% of sessions. [Learn more](#) Greater precision

All Users
100.00% Sessions

+ Add Segment


Overview

Sessions vs. Select a metric

Hourly Day Week Month

Sessions

400



Sessions

6,634

Users

3,838

Pageviews

10,946

Pages / Session

1.65

Avg. Session Duration

00:01:47

Bounce Rate

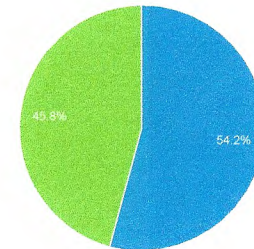
72.64%

% New Sessions

45.73%

Returning Visitor

New Visitor



Demographics

Language

Sessions

% Sessions

Language

1 00.00%

6,170

92.14%

Feb 1, 2017 - Feb 28, 2017

Audience Overview

Email Export Add to Dashboard Shortcut

This report is based on 100% of sessions. [Learn more](#) Greater precision

All Users
100.00% Sessions

+ Add Segment


Overview

Sessions VS. [Select a metric](#)

Hourly Day Week Month

Sessions

400



Sessions

5,705

Users

3,409

Pageviews

10,352

Pages / Session

1.81

Avg. Session Duration

00:01:49

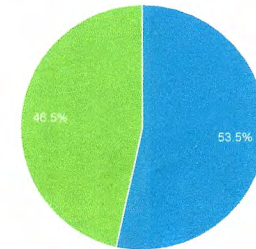
Bounce Rate

70.96%

% New Sessions

46.49%

Returning Visitor New Visitor



Search reports and help



CUSTOMIZATION

Reports

REAL-TIME

AUDIENCE

Overview

Active Users

Cohort Analysis **BETA**

User Explorer

Demographics

Interests

Geo

Behavior

Technology

Mobile

Custom

Benchmarking

Users Flow

ACQUISITION

ADMIN BEHAVIOR

CONVERSIONS

Demographics

Language

Sessions % Sessions

🔍 Search reports and help

🏠+ CUSTOMIZATION

Reports

🕒 REAL-TIME

👤 AUDIENCE

Overview

Active Users

Cohort Analysis ^{BETA}

User Explorer

▶ Demographics

▶ Interests

▶ Geo

▶ Behavior

▶ Technology

▶ Mobile

▶ Custom

▶ Benchmarking

Users Flow

👤 ACQUISITION

📄 BEHAVIOR

⚙️ CONVERSIONS

Audience Overview

Jan 1, 2017 - Jan 31, 2017

Email Export Add to Dashboard Shortcut

This report is based on 100% of sessions. [Learn more](#) Greater precision

🕒 All Users
100.00% Sessions

+ Add Segment

Overview

Sessions vs. [Select a metric](#)

Hourly Day Week Month

● Sessions

300

150

Jan 8

Jan 15

Sessions

5,675

Users

3,240

Pageviews

10,613

Pages / Session

1.87

Returning Visitor

New Visitor

