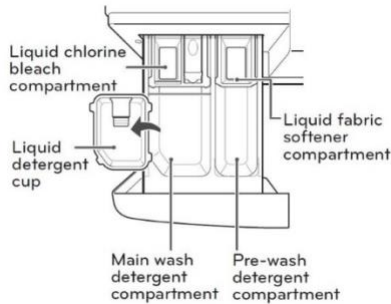





## Laundry Machine

Located in the in the bedroom closet, upstairs.

1. Load the laundry into the washing machine.
2. Add the detergent pod to the laundry (NOT THE DISPENSER DRAWER). Close the door. If you would like to add any bleach or softener (not provided), pour into the detergent dispenser drawer.

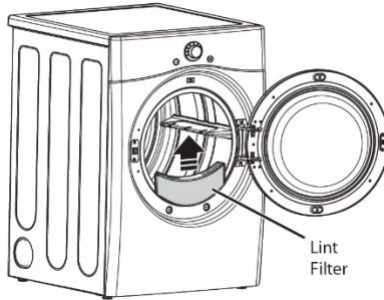



3. Press the power button and turn the large knob to select the desired cycle:
  - Cotton/Normal - For general laundry, such as cotton T-shirts or towels
  - Speed Wash - For small quantities of lightly soiled items
4. Press  repeatedly to select the desired water temperature.
5. Press  The washing machine will start.

 Load is uneven; rearrange items to help balance the load.



## Dryer



1. Load the dryer.
2. Press the power button  and use the knob to select a cycle.
  - Delicates: Low Heat
  - Cotton/Normal: Medium Heat
  - Speed Dry: High Heat (for small loads)
  - Freshen Up: Mid-High Heat (for removing light wrinkles)
3. Press The dryer will start.
4. When load has completed the dry cycle, please empty the lint filter

Child lock: Press and hold the “Child Lock” button 3 seconds to deactivate the function.

