



Laundry Machines

Laundry Detergent pods are in drawstring bag, hanging on the inside of the laundry closet door.

Washer

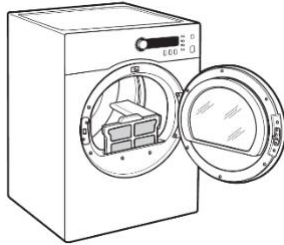
1. Load the laundry into the washing machine. Add the detergent pod to the laundry (NOT THE DISPENSER DRAWER) and close the door.
2. Add any bleach or softener into the detergent dispenser drawer.
3. Press the  power button and turn the large knob to the desired cycle.
 - **COLORS/NORMAL:** For colorfast cottons and household linens.
 - **ACTIVE WEAR:** Fabrics with modern technology finishes and fibers such as spandex, stretch and microfibers.
 - **SPEED WASH:** For small quantities of lightly soiled items. Cycle is approximately 30 minutes.
4. Press the TEMP button repeatedly to select the desired water temperature.
5. Changing the SOIL level increases or decreases the wash time.
6. Press  The washing machine will start.

Child lock: To lock or unlock the washer controls, press and hold the TEMP and SPIN buttons together for 3 seconds.



Dryer

1. Load the dryer. “CLEAN LINT FILTER” message stays on until the START button is pressed and is only a reminder.
2. Press the power button and use the knob to select a cycle.
 - DELICATES: Low heat.
 - MIXED LOAD: For loads of cottons and poly blends.
 - SPEED DRY: High heat for small loads.
 - DEWRINKLE: This cycle is not recommended for delicate fabrics.
 - TIMED DRY is recommended for small loads.
 - Select the drying time by pressing the TIME button.
 - Select the DRY TEMP.
3. Press the START/PAUSE button.



Child lock: Press and hold the “Child Lock” button for 3 seconds to deactivate the function.

