

## DFL12/DFL24 Dark Field Light

### Adjustable Dark Field Light

The Adjustable Dark Field Light acts as a mount to daisy-chain linear lights together in a square pattern. Users can attach up to four linear lights. Light features a 360° illumination field with two available options: DFL12 (300 mm) and DFL24 (600 mm).

### DFL12/DFL24 Dark Field Light Features

- Adjustable lights on aluminum extrusion
- 300 x 300 mm and 600 x 600 mm area
- Lights can be strobed together or separate
- PNP and NPN strobe input
- Continuous operation or strobe mode
- Dimmable via built-in potentiometer
- Analog intensity 0–10 V DC signal
- Standard optics provide tight light pattern



#### PRODUCT FAMILY:

Dark Field Light  
DFL300/600

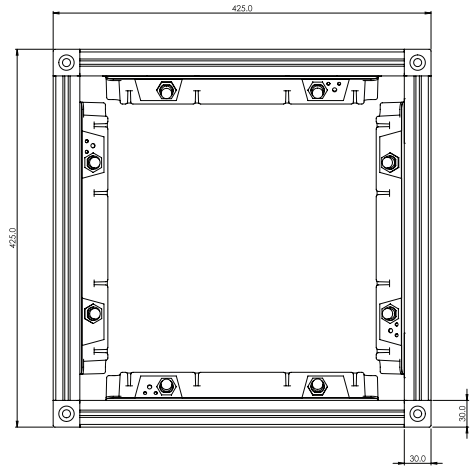

#### COLOR:

470, 505, 530, 625, 850, 940  
& WHI (White)

#### LENSES:\*


N = Narrow  
W = Wide

\*Line lens is standard



### Cast iron ring (DFL 460)

Dark field lights are used to add contrast to images of parts with raised or stamped features. Off-axis illumination highlights the vertical sides of the embossed element, providing clear edge contrast between the target feature and the surrounding object. The **DFL460 dark field light** helped our customer locate and inspect an arrow stamped onto a metal part.



Cast iron ring