

The New P2™ Drive is an OEM-Friendly Design...

P2 Completes the LCR as an Easy-to-Use Motion Solution

Pairing the LCR with the new P2™ drive, instrument builders eliminate another costly design component and complete their motion package with a single-vendor, easy-to-use solution.

The P2 drive is only 1" x 1" x 3" in size, but packs 2 A of current at 24 VDC to provide superior power density for simple step and direction motion.

The Parker P2 Stepper Drive is a complete step and direction indexer for hybrid step motors. The P2 drive operates stepper motors in full, half, quarter, and sixteenth step modes with an output drive capacity up to 24 VDC and 2.0 amps.



Key Design Advantages

- On board eyelets allow OEMs to measure output current and to set all drives equally
- Two potentiometers allow for easy adjustment of standby and run current
- No programming
- No code to learn
- Robust, high quality product with 100% pre-ship testing

Key Design Features

- Supply voltage 12 to 24 VDC
- 2.0 amps max motor output current
- Adjustable run current and standby current
- Single or differential ended inputs
- Enable, step and direction inputs voltages up to ± 14 VDC (low/high input): < 0.8 V Low, > 2 V High
- 1.0 μ s minimum step pulse width
- 1.0 μ s minimum step pulse low time
- 0 to 40°C operating temperature with natural convection
- 5 to 95% relative humidity, non-condensing
- Optional DIN rail mount
- Resolutions of 200, 400, 800 and 3200 steps/rev (with 1.8° step motor)
- Small package (80 mm x 25 mm x 25 mm)
- RoHS compliant

P2 saves a lot more than space...



The P2 Series offers added value to customers who traditionally specify board level drives or design their own drives in house.

① Free-up engineering, procurement, quality, and assembly resources in house. The P2 Series reduces the instrument/machine design time by utilizing an off-the-shelf solution.

The result: faster time to market for new products, allowing customers to focus on core competency.

② The P2 also reduces procurement complexity by reducing the need to chase multiple vendors versus a do-it-yourself drive design.

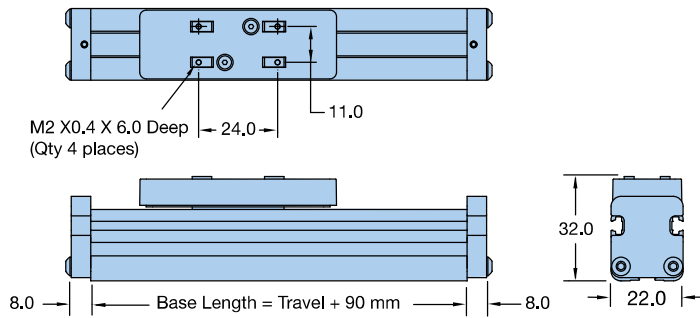
The result: better return on investment.

③ The P2 Series provides the customer added flexibility to mount the enclosed, protected drive directly onto a motion axis such as the Parker LCR Series, or DIN rail mount in a convenient location.

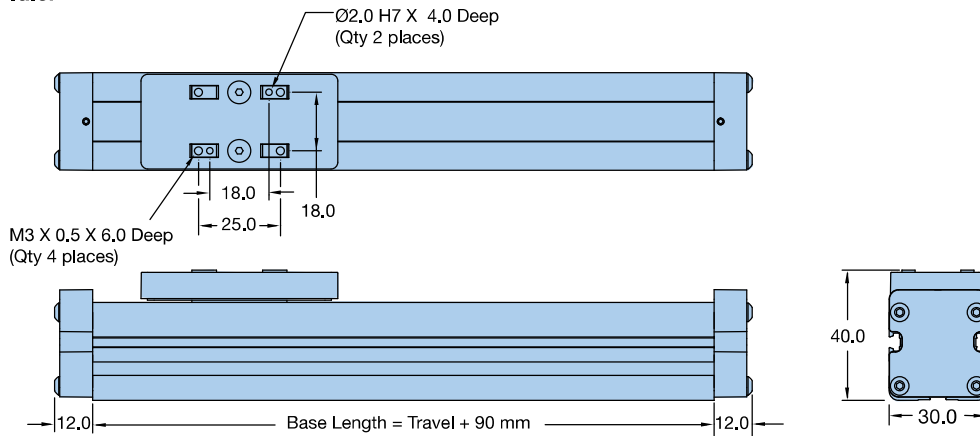
The result: a well protected, robust drive with quick and easy installation for an easy out-of-box user experience.

Idler Unit – Square Rail Models only

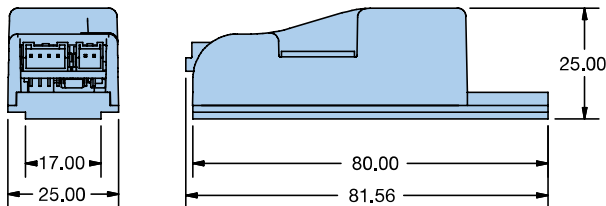
LCR22 Idler



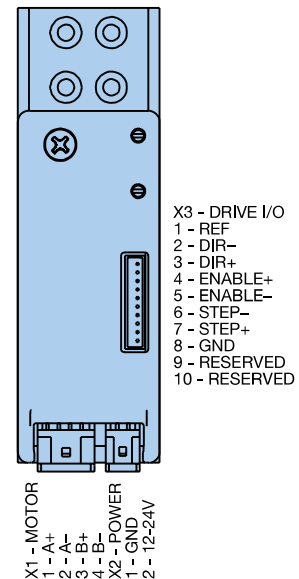
LCR30 Idler



P2™ Stepper Drive



P2 Pin Out Diagram



P2™ Ordering Information

Ordering Information

Order Example:

① ② ③ ④ ⑤ ⑥

P2 D 2 SD E0 FL1

① **Series**
P2 Series

② **Intelligence**
D Stepper drive

③ **Power Level**
2 2 amps max

④ **Communication**
SD Step and direction input

⑤ **Feedback**
E0 No encoder

⑥ **Cable Set**
FL0 No cable set
FL1
FL3
AC1 See chart at left
AC3
6K1
6K3



P2 Options and Accessories

Part Number	Order Code	Description
006-2342-1.0	—	Power Cable – 1 m , High Flex
006-2342-3.0	—	Power Cable – 3 m , High Flex
006-2343-1.0	—	6K Control Cable – 1 m, High Flex
006-2343-3.0	—	6K Control Cable – 3 m, High Flex
006-2344-1.0	—	ACR Control Cable – 1 m, High Flex
006-2344-3.0	—	ACR Control Cable – 3 m, High Flex
006-2345-1.0	—	Control Cable – Flying Leads – 1 m, High Flex
006-2345-3.0	—	Control Cable – Flying Leads – 3 m, High Flex
006-2357-1.0	—	Motor Power Extension – 1 m
006-2357-3.0	—	Motor Power Extension – 3 m
002-3296-1.0	FL1	1 m Flying Lead Cable Set (contains power and communications cable from above list)
002-3296-3.0	FL3	3 m Flying Lead Cable Set (power and communications cable from above list)
002-3297-1.0	AC1	1 m Cable Set to ACR (power and communications cable from above list)
002-3297-3.0	AC3	3 m Cable Set to ACR (power and communications cable from above list)
002-3298-1.0	6K1	1 m Cable Set to 6K (power and communications cable from above list)
002-3298-3.0	6K3	3 m Cable Set to 6K (power and communications cable from above list)
002-3294-01	—	DIN Rail Mounting Kit (DIN clip and screw)
002-3295-01	—	Mounting kit to attach ion to LCR