


Name: _____

Date: _____

Adding fractions

Instructions: Add the center fraction to the fractions on the petals. Before adding, make sure your denominators are the same. Simplify your final answer if necessary.




Name: _____

Date: _____

EQUIVALENT *fractions*

Instructions: Multiply and divide to create equivalent fractions. Remember that what happens to your numerator must also happen to your denominator.




Name: _____

Date: _____

Improper Fractions & Mixed Numbers

Instructions: Write each improper fraction as a mixed number.




Name: _____

Date: _____

Multiply Fractions

Instructions: Multiply the numerators, then multiply the denominators. Simplify if necessary.




Name: _____

Date: _____

SIMPLIFY fractions 1

Instructions: Simplify each fraction. Show your work and write your answer in the outer flower petal.



Name: _____

Date: _____

MOTHER'S DAY flower

