

PROBUILDER SERIES™

36 Clean Face Gas Fireplaces

X
FIREPLACE
X
XTROORDINARY



Taking *Clean Face* Fireplaces to a Whole New Level

With the ProBuilder Series™ of Clean Face fireplaces you get MORE HEAT FOR LESS MONEY; that's more features and benefits than any other mid-sized, value-priced gas fireplace available, making them a beautiful and economical way to heat your home.

We use the term "clean face" to describe a style of fireplace that features a simple trim rather than grills or decorative designer facing. This "clean face" look focuses all the attention on the tall, elegant profile and beautiful fire of the ProBuilder 36.

The ProBuilder 36 Clean Face is designed with an angled firebox to provide radiant heat through the huge fireviewing glass, plus natural convection from the five-sided convection chamber, delivering optimum warmth with or without the use of a fan.

The ProBuilder 36 Clean Face fireplace is available in your choice of three models that are identical when it comes to size, construction and heating capacity. Each model, however, offers its own unique features to accommodate your individual taste and lifestyle.

ProBuilder 36 Clean Face MV

The Millivolt (MV) model features a Continuous Pilot system where the pilot flame stays lit at all times. This model is a great choice for anyone who desires a simple heat source that does not require power for installation and operation.

ProBuilder 36 Clean Face GSB

The GreenSmart® Basic (GSB) model is an excellent energy-efficient choice. This model conserves fuel with a GreenSmart® pilot system that automatically lights the fireplace when heat is called for, and turns off the fireplace when no heat is needed.

ProBuilder 36 Clean Face Deluxe

The Deluxe is our full feature GreenSmart® model. Just as the name "Deluxe" implies, this model includes enhanced performance features and aesthetic choices not available on the other two models.

All Models Feature:

- Heating Capacity: Up to 1,150 Sq. Ft.
- Huge Tempered Fireviewing Glass Area: 32-3/4" W x 28-1/4"
- Nearly Invisible ANSI Approved Glass Safety Screen
- High Quality 16 and 18 Gauge Steel Construction

Cover Image: The ProBuilder 36 CF Deluxe with Classic Brick fireback and the high definition 10 piece Birch Log Set.

Right Image: The ProBuilder 36 CF GSB with the Black Glass fireback, Ember-Glo™, and CoolSmart TV Wall™.





ProBuilder 36 Clean Face MV

No power required to install and operate.

Classic
8 Piece
Log Set



Standard Features

- Millivolt Continuous Pilot with Piezo Igniter
- No Power Required - Batteries are required with optional remote. 110 V power is required with optional Fan or Ember-Glo™.
- ON/OFF Wall Switch
- Classic 8 Piece Log Set
- Easy Access Controls

Performance

- BTU Input Range: 13,000 to 25,000 NG 12,000 to 24,000 LP
- Burner Turn Down: 50%
- P4 Efficiency: 73.77% NG 75.33% LP
- Steady State Efficiency: Up to 82.66% NG 84.06% LP



Access controls are below fireviewing glass. Contains Pilot Control, Flame Height Adjustment, Piezo Igniter and Burner ON/OFF.

ProBuilder 36 Clean Face GSB

Features an economical electronic ignition system.

Classic
8 Piece
Log Set



Standard Features

- Continuous Pilot or Basic GreenSmart® Ignition Modes
- 110 V Power Required, Built-in Automatic Battery Backup
- ON/OFF Wall Switch
- Classic 8 Piece Log Set
- Easy Access Controls

Performance

- BTU Input Range: 13,000 to 25,000 NG 12,000 to 24,000 LP
- Burner Turn Down: 50%
- P4 Efficiency: 74.78% NG 76.41% LP
- Steady State Efficiency: Up to 82.66% NG 84.06% LP



Access controls are below fireviewing glass. Contains Flame Height Adjustment, Choice of Continuous Pilot Mode or GreenSmart® Ignition Mode and Burner ON/OFF.

Optional Accessories for ProBuilder 36 Clean Face MV & GSB Models

Basic GreenSmart® Wireless Thermostat Remote Control



Manual Setting

ON/OFF controls.

Thermostat Setting

Fireplace turns ON/OFF to maintain your desired home/room temperature.

Convection Fan

Variable speed 180 CFM* fan helps increase the natural convection of heated air into the room as it circulates around the firebox and glass frame. The fan speed is manually controlled by a rheostat dial.

* Cubic Feet Per Minute

Wired Wall Timer

The wired wall timer allows you to set the shut off time of your fireplace in 30 minute increments with a two hour maximum time limit. Ideal for rentals, apartments, and commercial applications.

Ember-Glo™

Ember-Glo™ combines adjustable halogen under-lighting with colored glass and embers to provide an amazingly realistic ember bed effect. ON/OFF and brightness are controlled manually with a rheostat dial.



ProBuilder 36 Clean Face Deluxe

Includes a combination of incredible exclusive features.


High Definition
10 Piece
Classic Oak Log Set



High Definition
10 Piece
Birch Log Set



Standard Features

-  Continuous Pilot or GreenSmart® Ignition Modes
- 110 V Power Required, Built-in Automatic Battery Backup
- All Functions Are Controlled From the GreenSmart® Remote
- Choice of Two 10 Piece High Definition Log Sets
- Ember-Glo™ Halogen Under-lit Accent Lighting
- 180 CFM Variable Speed Convection Fan

Performance

- BTU Input Range: 5,000 to 25,000 NG
6,000 to 24,000 LP
- Burner Turn Down: 70%
- P4 Efficiency: 75.75% NG 77.43% LP
- Steady State Efficiency: Up to 83.81% NG, 85.88% LP

GreenSmart® Multi-Function Wireless Thermostat Remote Control (Included)



- Thermostat and Smart Thermostat Modes
- Flame Adjustment (6 Levels)
- Change Between GreenSmart® and Continuous Pilot Modes
- Fan Operation
- Ember-Glo™ ON/OFF
- Comfort Control™ ON/OFF

GreenSmart® Multi-Function Controls



Manual Setting

ON/OFF and all other features.

Thermostat Setting

Fireplace turns ON or OFF to maintain your desired home/room temperature.

Smart Thermostat Setting

Fire height will adjust automatically (up, down or OFF) to maintain your temperature while allowing you to view the fire more often. A greener way to heat.



Flame Adjustment

Adjust the height/heat of the flame.
6 levels of flame heights to choose from in manual mode.



Ember-Glo™

Ember-Glo™ combines adjustable halogen under-lighting with colored glass and embers to provide an amazingly realistic ember bed effect. Brightness is controlled manually with a rheostat dial. The remote control operates the ON/OFF function.



Comfort Control™

Turn off the back burner to lower the BTU input (up to 70%). This allows you to burn less gas on mild days when you want to enjoy a fire and not heat your living area.



Convection Fan

Circulate room air around the firebox and deliver heated air into your home.
Six speeds to choose from.



OPTIONAL FIREBACKS (for all three models)

Personalize the inside of your fireplace with one of our fireback options.




Classic Brick Fireback



High Gloss Black Glass Fireback

CUSTOM SHOP MANTELS (for all three models)

Add a bold statement to your fireplace with one of our unique, hand-crafted mantels that are designed and created by our in-house artists. These non-combustible mantels come in both 5' and 6' lengths, and can also be used as a hearth.



Polished Gray Concrete Mantels

Each mantel is individually crafted to expose a smooth, polished quartz surface that offers a bold, contemporary look.



Hand-Hewn Timber Mantels

This is a realistic reproduction of a 150-year-old fir timber. Our artists individually hand-paint each mantel with incredible attention to detail. We challenge anybody to tell the difference between this reproduction and the authentic timber. Hand-Hewn Timber Legs are available for the 6' mantel to achieve a three-sided Timber mantel installation.

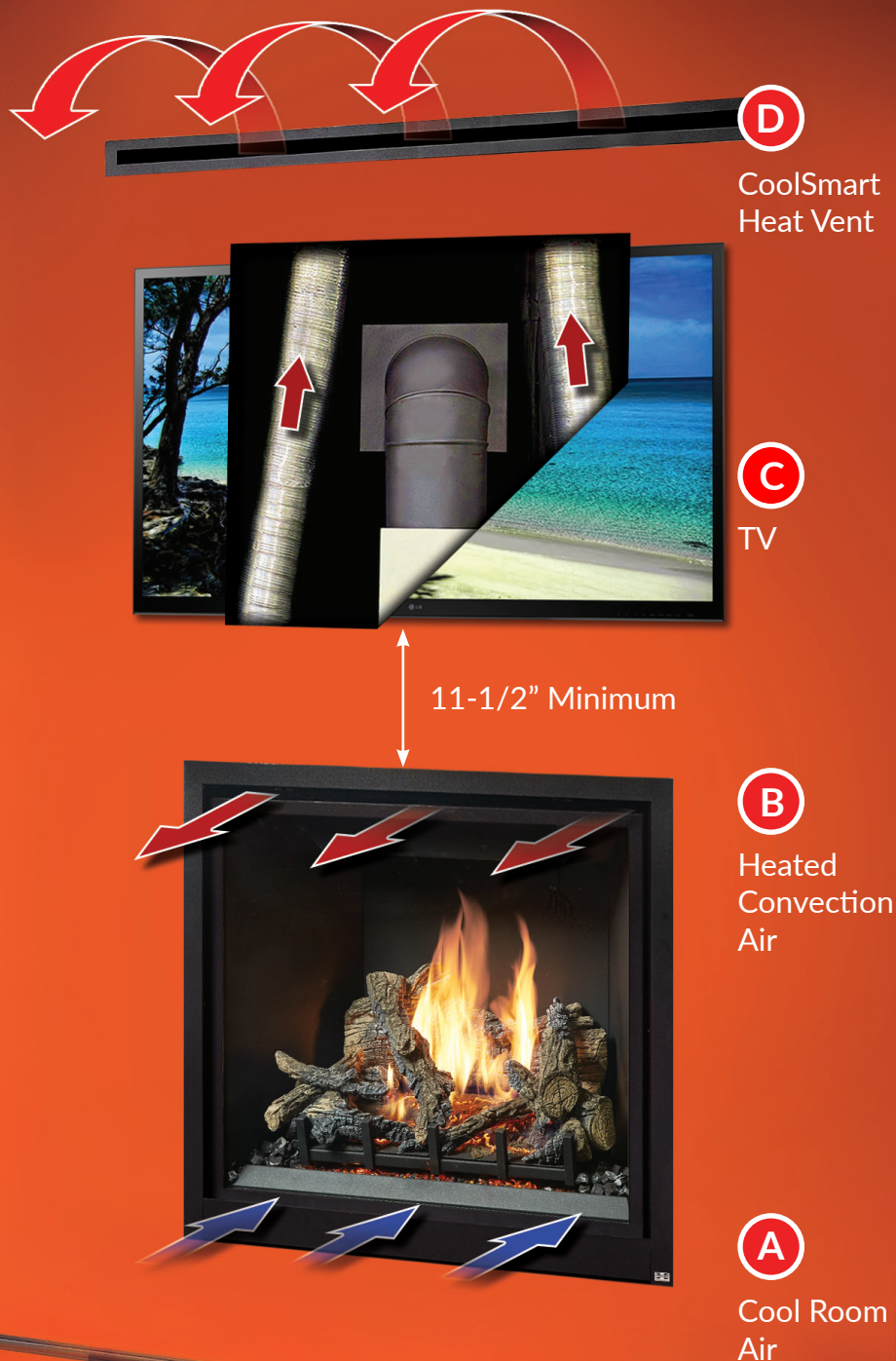


Cedar Mantels

We use a special fiber reinforced cast concrete to reproduce an actual cedar beam. Each mantel is then individually hand-painted.

CoolSmart TV Wall™

The CoolSmart system is designed to redirect the convective heat of the fireplace from the front of the unit, just above the fireviewing glass, to a location higher on the wall (D). The use of this kit reduces temperature on the wall, which safely accommodates TV installations above the fireplace or in a recess (C).



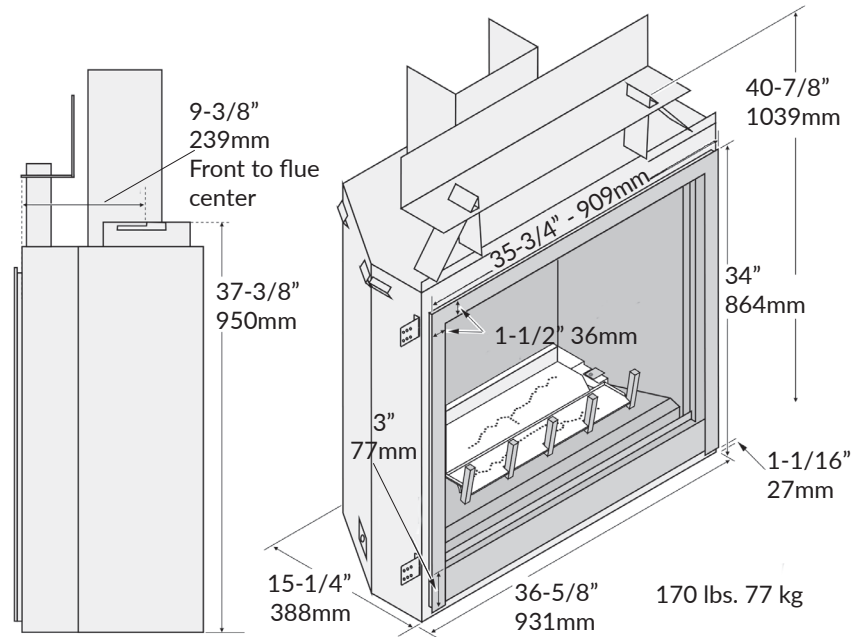
FEATURING THE ONLY TV WALL SYSTEM THAT ALLOWS THE ENHANCED PERFORMANCE OF A CONVECTION FAN!

- (A) Cool room air is naturally pulled into the bottom of the convection chamber surrounding the firebox.
- (B) If the convection fan is turned on, a major portion of the heated air is returned to the room above the fireviewing glass.
- (C) The CoolSmart TV Wall™ allows a TV to be safely installed above the fireplace (minimum distance above fireplace of 11-1/2").
- (D) If there is no convection fan, or if the fan is turned off, cool room air (A) and the majority of the heated convection air (B) are naturally drawn up through the CoolSmart Heat Vent (D) and returned to the room above the TV.

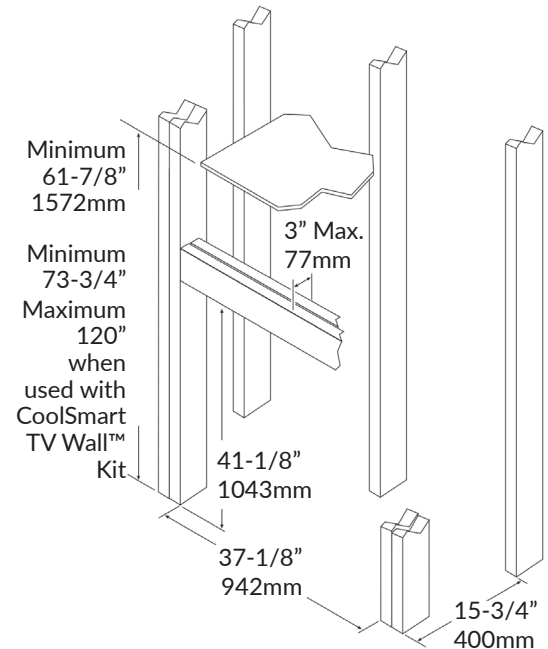
INSTALLATION

NOTE: ALWAYS REFER TO THE PRODUCT OWNER'S MANUAL FOR COMPLETE INSTALLATION INSTRUCTIONS. FAILURE TO DO SO CAN RESULT IN VOIDING OF THE WARRANTY AND PRESENT A POTENTIAL SAFETY HAZARD! MANUAL CAN BE FOUND AT WWW.FIREPLACEX.COM

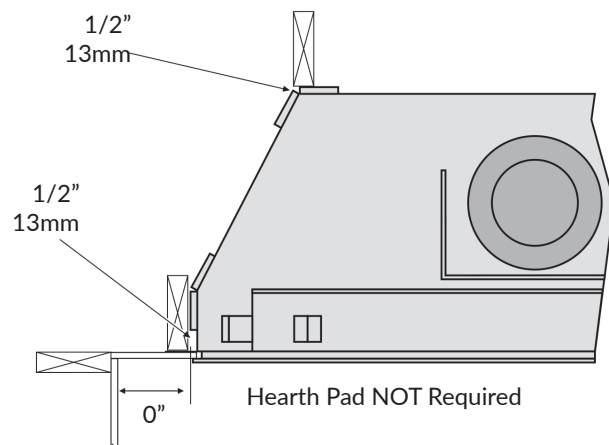
DIMENSIONS



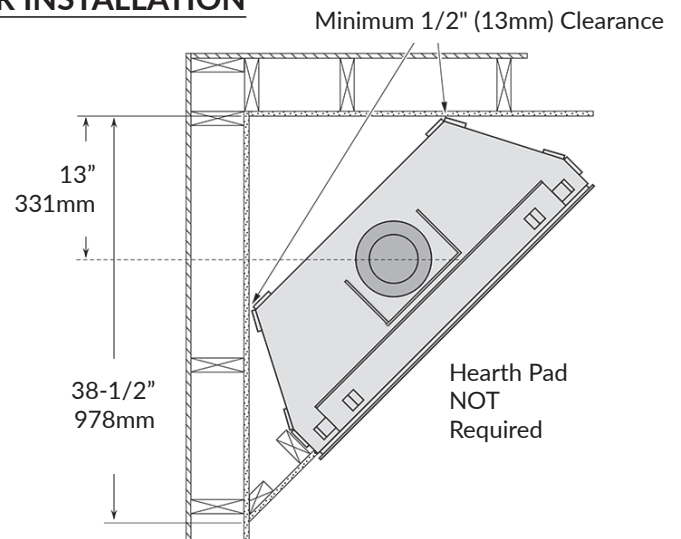
MINIMUM FRAMING



CLEARANCE TO COMBUSTIBLES



CORNER INSTALLATION



Warranty

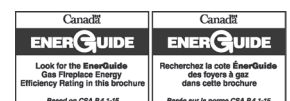
Your gas fireplace is backed by a network of Specialty Hearth Dealers and certified factory trained installers. FireplaceX® warrants our products to be free from defects in materials and workmanship for a period up to seven years from the date of purchase. All parts, electronics (except light bulbs), and labor are covered for a full two years. Trims are covered for a period of two years. No other manufacturer's warranty can compare.

Tested and List by Omni-Test Laboratories, Inc. Portland, Oregon to ANSI Z21.88-2016, CSA 2.33-2016 and CSA 2.17-2017



Manufactured in Mukilteo, WA
by Travis Industries, Inc.

See our complete line of fireplaces online: fireplacex.com



We reserve the right to change and improve our product at any time without prior notification. Please refer to the Owner's Installation Manual for complete installation requirements. Photos and illustrations are for descriptive purposes only. Fireplace Xtrordinaire® Gas Fireplaces are protected by one or more of the following patents; U.S. 8,469,021, 7,066,170, 6,602,068, 6,443,726, 6,953,037; Canada 2755517 as well as other U.S. and Foreign Patents Pending. - Copyright © 02/2019 #98800862