



phone 703-467-1700 x2  
 fax 703-467-1717  
 info@homeescapes.com

### CUSTOM DELUXE COVER LAYOUT.

We build to your dimensions. Please mark appropriate figure. Use inches (")

Measure from outside edge of tub and fill out completely.

All custom covers sales are final. No returns or exchanges.

### Colors Available



Most popular choices: Ash, Wildwood

➡ Indicate Skirt Length: \_\_\_\_\_  
 (Recommended 4 1/2" or Standard 2 1/2")

➡ Your Spa Manufacturer: \_\_\_\_\_

Model: \_\_\_\_\_

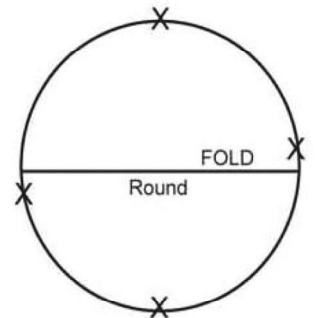
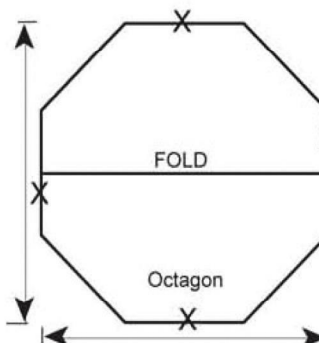
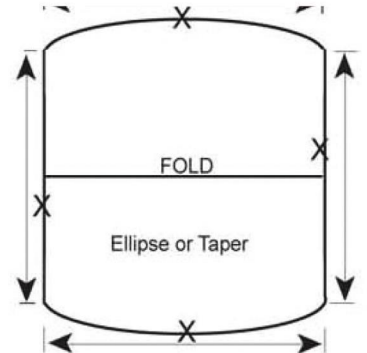
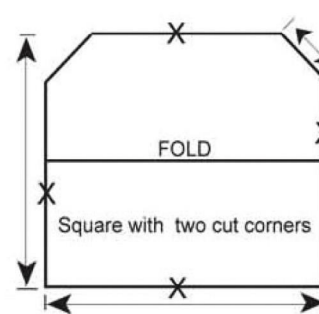
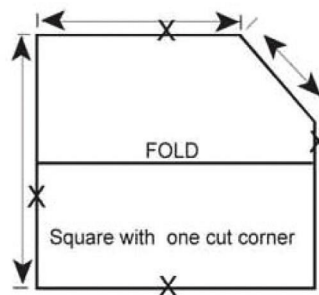
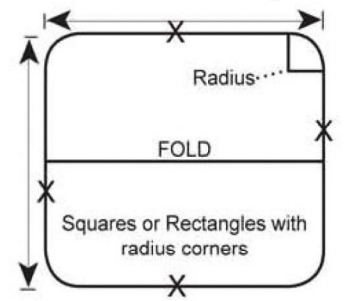
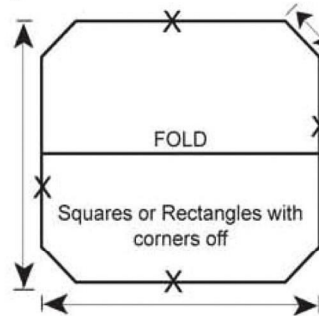
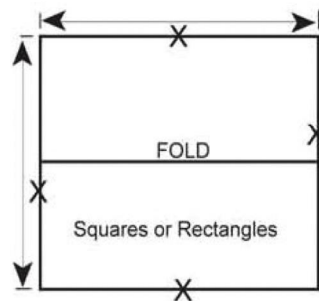
Customer responsible for measurements: \_\_\_\_\_

Customer Name: \_\_\_\_\_ ➡ Signature: \_\_\_\_\_

Address: \_\_\_\_\_ Phone: \_\_\_\_\_

Address: \_\_\_\_\_ Alternate Phone: \_\_\_\_\_

Other: \_\_\_\_\_





*Relax...*  
we've got your backyard™

phone 703-467-1700

fax 703-467-1717

info@homeescapes.com

## About Our Covers:

**Premium Marine Grade Vinyl:** Made tough to withstand the harsh, wet outdoors. Cold-crack resistant to -20°F. UV inhibitors protect from sun damage. Mildew inhibitors guard against mold.

**Commercial Grade Nylon Zipper:** Won't rust or corrode. Glides smoothly to make core removal easy.

**Durable Hinge:** Double stitched for extra strength where it counts. Reinforced with four thick layers of vinyl.

**Steel Spine:** Our foam cores are strengthened across the width with 20-gauge thick, galvanized steel C-channels to prevent sagging or caving in under heavy loads of snow.

**Tapered Foam Core:** Facilitates water run-off and protects from rain damage.

**Key Locking Fastener:** Offers customers an extra measure of security.

**Super-Thick Moisture Barrier:** Cores are tightly wrapped with 4-mil thick black polyethylene to lock out moisture. Extra wide ¼" seams are heat-sealed to resist splitting.

**Extra Thick Covers:** We make our covers thicker, with a density of 2 lbs. and an R-value of 15 for greater insulation.

**Extended Perimeter Apron:** Designed to hold in heat, help stop water evaporation and protect the spa's outside acrylic edge from the elements. Standard aprons measure 2½" but we can customize to your specifications, from 3" to as much as 15".

**Strong, Padded Handles:** Comfortable to hold and easy to lift. Reinforced at key stress points so handles won't rip out.

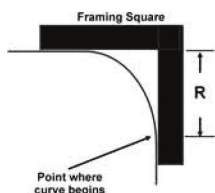
**Meet ASTM Standards:** All our products withstand rigorous ASTM strength and safety tests.

**Built to last:** With proper care and cleaning, our spa covers can last for years. And every cover comes with easy-to-follow maintenance tips.

**Quality Controlled:** Every stitch, every thread, every seam is triple-inspected to ensure long-lasting performance and customer satisfaction.

**Custom Order Delivery:** All covers will be ready for pickup within 3-4 weeks. Would you want your custom cover to be built any faster?

## How To Measure Corner Radius



The easiest way to measure the radius of a rounded corner is to use a standard framing square. If you don't have one, you can make one from cardboard, but make sure that it is truly square. Place the square against the rounded corner, and the radius (R) will be the measurement from the corner of the square to the point where the curve departs the square.