

# Tahoe

## Price List

Effective 11/1/2023

Ordering Information	112
Specifications	113
Lounge	114
Occasional Tables	120
Typicals	123



***LIATfurniture.com***

694 North Main Street · Troutman, NC 28166  
TF 888 440 8205

**LIAT**   
**LOUNGE**

Use this checklist to be sure you have all of the necessary information to place your order.

☐ **Catalog Number**

Use our build guides to create your catalog number.

☐ **Fabrics & Textiles**

Please specify vendor, pattern name and pattern color. See page 12 for a complete list of LIAT Graded-In Fabrics.

☐ **Accessories**

**Contrasting Fabrics**

When specifying contrasting upholstery, please clearly indicate which upholstery is to be applied to the seat, back and arms. Use the higher grade for pricing purposes.

**Fabric Direction**

Please specify any special applications instructions. If no special instructions are provided with the order, LIAT will upholster the fabric at our own discretion, typically "Up The Roll" with any stripes/pattern going from front to back.

**COM Order Information**

All COM orders must include the following:

- Vendor name, pattern name and pattern color.
- Sample of the fabric attached with the order.
- Any special application instructions.
- Ship prepaid COM to:

LIAT Furniture  
ATTN: COM Upholstery  
694 North Main Street  
Troutman, NC 28166

**COM Policy**

All yardage requirements for COM are based upon 54" plain non-direction material. Additional yardage may be required based on repeat and matching. All COM requires pre-approval by LIAT. Use the guide at the bottom of this page to estimate the required yardage. LIAT takes no responsibility when additional materials must be ordered. LIAT takes no responsibility for tailoring, wear-ability or application of COM fabrics & textiles. Any warranty claims for COM fabrics & textiles will fall to the original vendor of the material.

**COM Fabric Repeat Guide** \*\*Based on 54" wide roll\*\*

Plain Fabric	1-5" Repeat	6-10" Repeat	11-15" Repeat	16-20" Repeat	21-30" Repeat	31-40" Repeat	41"+
0%	10%	15%	20%	25%	30%	40%	50%

## Lounge

The lounge frames are constructed of puzzle cut 7/8" thick plytanium with locking dog bone joint construction that is glued and staples.

The seat is strapped with 3" Dymetrol elastic webbing and 3" thick high density polyurethane foam with a 1/2" Dacron topper.

The backs are strapped with 3" Dymetrol elastic webbing and 2" thick high density polyurethane foam.

## Occasional Tables

The occasional tables are constructed of 1" thick particle board core with high pressure laminate on both faces and a 3mm PVC external band on all visible edges. There is an inset panel on either side of the table.

## Top Cushions & Fabric Inset Panels

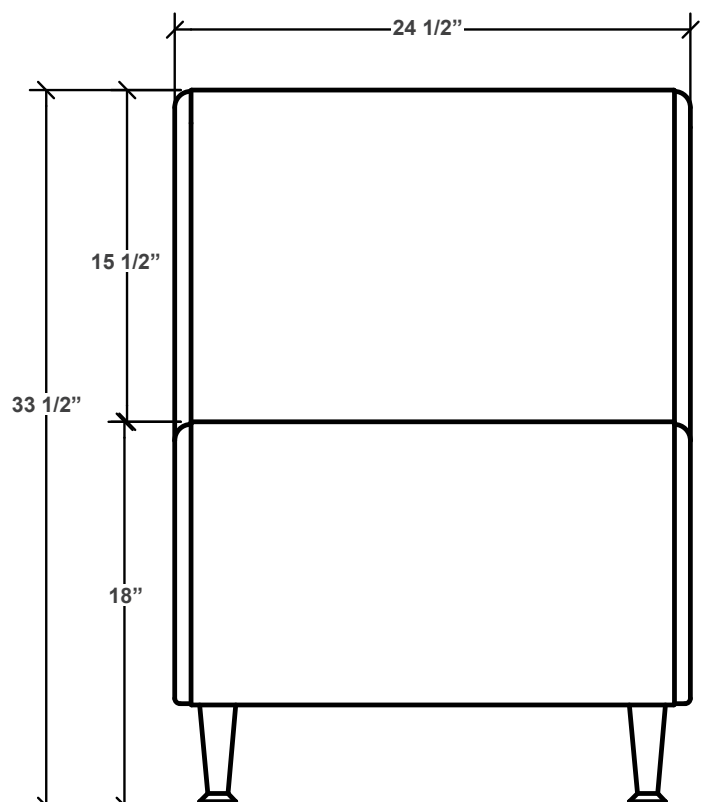
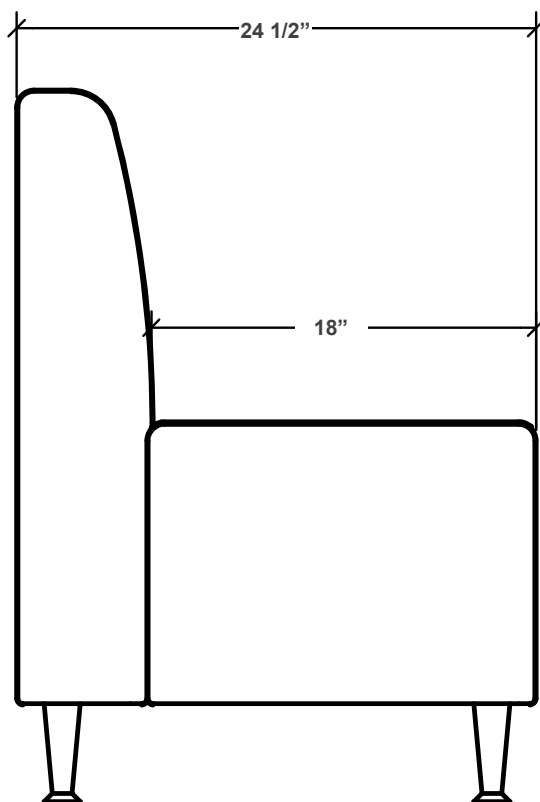
The top cushions and fabric inset panels attach to the occasional tables by means of dual-lock tape.

## Metal Legs

The metal legs are constructed of 1-11/16" diameter turned aluminum, and shall be 4-3/4" long with a polished finish and a felt bottom.

## Electrical / Power

The standard built-in power upgrade option shall be an all metal flush clamp mounted power and charging solution with 2 power and 2 USB 2.1A charging ports and a 108" cord length, constructed with 12A, 120 VAC spill resistant receptacles.



Part Number  
Configurator**TA** – **LG** – **1** **2** **3** – **4** – **5**

## Required Selections

Component	Code	Description	24" Wide	48" Wide	72" Wide
<b>1</b> Depth	<b>24</b>	24" Deep	\$1,717	\$2,511	\$3,204
unit weight			<b>45 lbs</b>	<b>55 lbs</b>	<b>70 lbs</b>
<b>2</b> Width	<b>24</b>	Single-Seat Lounge	\$0	-	-
	<b>48</b>	Two-Seat Lounge	-	\$0	-
	<b>72</b>	Three-Seat Lounge	-	-	\$0
<b>3</b> Shape	<b>S</b>	Single Face Straight	\$0	\$0	\$0
<b>4</b> Back Style	<b>UB</b>	Upholstered Back	\$0	\$0	\$0
<b>5</b> Leg Style	<b>ML</b>	Metal Legs	\$0	\$0	\$0
	<b>CA</b>	Casters	\$180	\$180	\$270

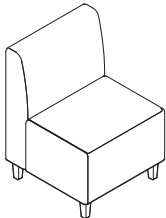
## Available Upgrades

Component	Code	Description	24" Wide	48" Wide	72" Wide
<b>6</b> Divider	<b>-AP</b>	Acrylic Panel	\$808	\$1,294	\$1,454

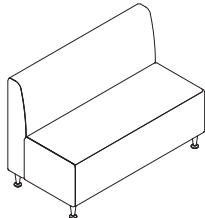
## Fabric Selections

Component	Code	Description	24" Wide	48" Wide	72" Wide
<b>7</b> Fabric Grade	<b>-COM</b>	Customers Own Material	\$0	\$0	\$0
fabric requirements:			<b>3 yards</b>	<b>6 yards</b>	<b>9 yards</b>
	<b>-G1</b>	Grade 1	\$0	\$0	\$0
	<b>-G2</b>	Grade 2	\$90	\$180	\$270
	<b>-G3</b>	Grade 3	\$177	\$354	\$531
	<b>-G4</b>	Grade 4	\$264	\$528	\$792
	<b>-G5</b>	Grade 5	\$354	\$708	\$1,062
	<b>-G6</b>	Grade 6	\$441	\$882	\$1,323
	<b>-G7</b>	Grade 7	\$528	\$1,056	\$1,584
	<b>-G8</b>	Grade 8	\$618	\$1,236	\$1,854
	<b>-G9</b>	Grade 9	\$726	\$1,452	\$2,178
	<b>-G10</b>	Grade 10	\$837	\$1,674	\$2,511

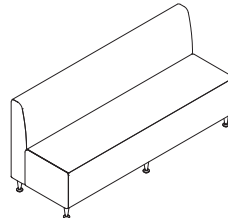
## Quick Looks



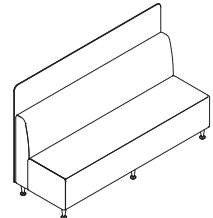
TA-LG-2424S-UB-WL



TA-LG-2448S-UB-ML

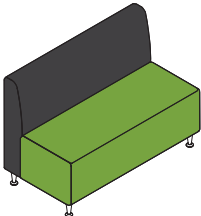


TA-LG-2472S-UB-ML

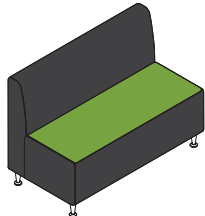


TA-LG-2472S-UB-ML-AP

## Fabric Combination Options



Back 1 | Seat 2



Main 1 | Seat Top 2

Part Number  
Configurator

**TA** – **LG** – **1** **2** **3** – **4** – **5**

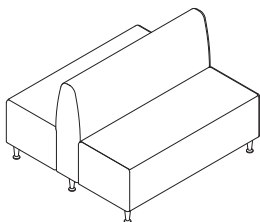
## Required Selections

Component	Code	Description	24" Wide	48" Wide	72" Wide
<b>1</b> Depth	<b>24</b>	24" Deep	\$3,349	\$4,220	\$5,261
		unit weight	45 lbs	55 lbs	70 lbs
<b>2</b> Width	<b>24</b>	Single-Seat Lounge	\$0	-	-
	<b>48</b>	Two-Seat Lounge	-	\$0	-
	<b>72</b>	Three-Seat Lounge	-	-	\$0
<b>3</b> Shape	<b>D</b>	Double Face Straight	\$0	\$0	\$0
<b>4</b> Back Style	<b>UB</b>	Upholstered Back	\$0	\$0	\$0
<b>5</b> Leg Style	<b>ML</b>	Metal Legs	\$0	\$0	\$0
	<b>CA</b>	Casters	\$270	\$270	\$404

## Fabric Selections

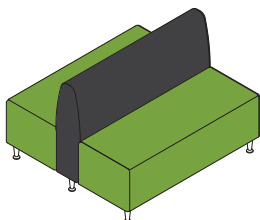
Component	Code	Description	24" Wide	48" Wide	72" Wide
<b>6</b> Fabric Grade	<b>-COM</b>	Customers Own Material	\$0	\$0	\$0
		fabric requirements:	5 yards	9 yards	13 yards
	<b>-G1</b>	Grade 1	\$0	\$0	\$0
	<b>-G2</b>	Grade 2	\$150	\$270	\$390
	<b>-G3</b>	Grade 3	\$295	\$531	\$767
	<b>-G4</b>	Grade 4	\$440	\$792	\$1,144
	<b>-G5</b>	Grade 5	\$590	\$1,062	\$1,534
	<b>-G6</b>	Grade 6	\$735	\$1,323	\$1,911
	<b>-G7</b>	Grade 7	\$880	\$1,584	\$2,288
	<b>-G8</b>	Grade 8	\$1,030	\$1,854	\$2,678
	<b>-G9</b>	Grade 9	\$1,210	\$2,178	\$3,146
	<b>-G10</b>	Grade 10	\$1,395	\$2,511	\$3,627

## Quick Looks

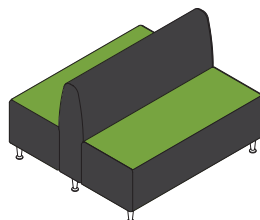


TA-LG-2448D-UB-ML

## Fabric Combination Options



Back 1 | Seat 2



Main 1 | Seat Top 2

Part Number  
Configurator

**TA** – **LG** – **1** **2** **3** – **4** – **5**

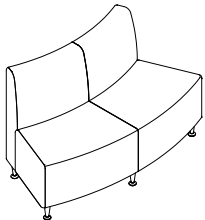
#### Required Selections

Component	Code	Description	45 Degree	90 Degree
<b>1</b> <b>Depth</b>	<b>24</b>	24" Deep	\$3,003	\$3,165
		unit weight	60 lbs	60 lbs
<b>2</b> <b>Angle</b>	<b>45</b>	45 Degree	\$0	-
	<b>90</b>	90 Degree	-	\$0
<b>3</b> <b>Curve Type</b>	<b>OC</b>	Outer Curve	\$0	-
		-Outer curve only available on 45 degree units		
	<b>IC</b>	Inner Curve	-	\$0
		-Inner curve only available on 90 degree units		
<b>4</b> <b>Back Style</b>	<b>UB</b>	Upholstered Back	\$0	\$0
<b>5</b> <b>Leg Style</b>	<b>ML</b>	Metal Legs	\$0	\$0
	<b>CA</b>	Casters	\$225	\$225

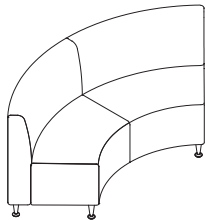
#### Fabric Selections

Component	Code	Description	45 Degree	90 Degree
<b>6</b> <b>Fabric Grade</b>	<b>-COM</b>	Customers Own Material	\$0	\$0
		fabric requirements:	9 yards	9 yards
	<b>-G1</b>	Grade 1	\$0	\$0
	<b>-G2</b>	Grade 2	\$270	\$270
	<b>-G3</b>	Grade 3	\$531	\$531
	<b>-G4</b>	Grade 4	\$792	\$792
	<b>-G5</b>	Grade 5	\$1,062	\$1,062
	<b>-G6</b>	Grade 6	\$1,323	\$1,323
	<b>-G7</b>	Grade 7	\$1,584	\$1,584
	<b>-G8</b>	Grade 8	\$1,854	\$1,854
	<b>-G9</b>	Grade 9	\$2,178	\$2,178
	<b>-G10</b>	Grade 10	\$2,511	\$2,511

#### Quick Looks

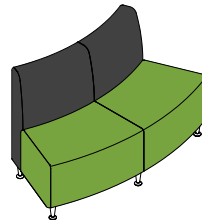


TA-LG-2445OC-UB-ML

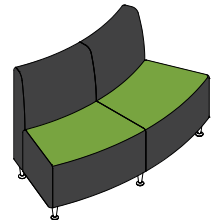


TA-LG-2490IC-UB-ML

#### Fabric Combination Options



Back 1 | Seat 2



Main 1 | Seat Top 2



Part Number  
Configurator

**TA** – **LG** – **1** **2** **3** – **4** – **5**

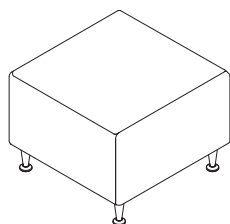
## Required Selections

	Component	Code	Description	24" Wide	48" Wide	72" Wide
1	Depth	24	24" Deep	\$1,267	\$1,682	\$2,166
			unit weight	25 lbs	45 lbs	65 lbs
2	Width	24	Single-Seat Lounge	\$0	-	-
		48	Two-Seat Lounge	-	\$0	-
		72	Three-Seat Lounge	-	-	\$0
3	Shape	S	Straight	\$0	\$0	\$0
4	Back Style	NB	No Back	\$0	\$0	\$0
5	Leg Style	ML	Metal Legs	\$0	\$0	\$0
		CA	Casters	\$180	\$180	\$270

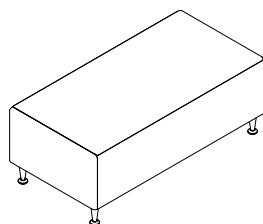
## Fabric Selections

Component		Code	Description	24" Wide	48" Wide	72" Wide	
6	Fabric Grade	-COM	Customers Own Material	\$0	\$0	\$0	
		fabric requirements:			1.75 yards	2.5 yards	4 yards
		-G1	Grade 1	\$0	\$0	\$0	
		-G2	Grade 2	\$53	\$75	\$120	
		-G3	Grade 3	\$103	\$148	\$236	
		-G4	Grade 4	\$154	\$220	\$352	
		-G5	Grade 5	\$207	\$295	\$472	
		-G6	Grade 6	\$257	\$368	\$588	
		-G7	Grade 7	\$308	\$440	\$704	
		-G8	Grade 8	\$361	\$515	\$824	
		-G9	Grade 9	\$424	\$605	\$968	
		-G10	Grade 10	\$488	\$698	\$1,186	

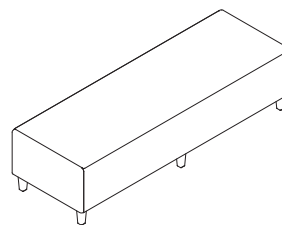
## Quick Looks



TA-LG-2424S-NB-ML

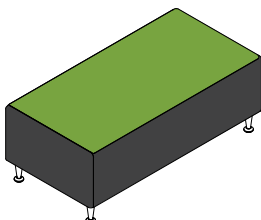


TA-LG-2448S-NB-ML



TA-LG-2472S-NB-WL

## Fabric Combination Options



Base 1 | Seat Top 2

Part Number  
Configurator

**TA** – **LG** – **1** **2** **3** – **4** – **5**

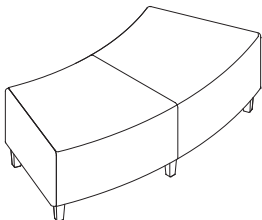
#### Required Selections

Component	Code	Description	45 Degree	90 Degree
<b>1</b> <b>Depth</b>	<b>24</b>	24" Deep	\$1,945	\$2,049
		unit weight	55 lbs	55 lbs
<b>2</b> <b>Angle</b>	<b>45</b>	45 Degree	\$0	-
	<b>90</b>	90 Degree	-	\$0
<b>3</b> <b>Curve Type</b>	<b>OC</b>	Outer Curve	\$0	-
		-Outer curve only available on 45 degree units		
	<b>IC</b>	Inner Curve	-	\$0
		-Inner curve only available on 90 degree units		
<b>4</b> <b>Back Style</b>	<b>NB</b>	No Back	\$0	\$0
<b>5</b> <b>Leg Style</b>	<b>ML</b>	Metal Legs	\$0	\$0
	<b>CA</b>	Casters	\$225	\$225

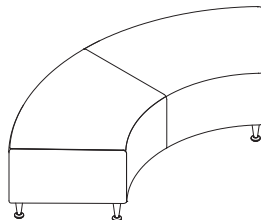
#### Fabric Selections

Component	Code	Description	45 Degree	90 Degree
<b>6</b> <b>Fabric Grade</b>	<b>-COM</b>	Customers Own Material	\$0	\$0
		fabric requirements:	5 yards	5 yards
	<b>-G1</b>	Grade 1	\$0	\$0
	<b>-G2</b>	Grade 2	\$150	\$150
	<b>-G3</b>	Grade 3	\$295	\$295
	<b>-G4</b>	Grade 4	\$440	\$440
	<b>-G5</b>	Grade 5	\$590	\$590
	<b>-G6</b>	Grade 6	\$735	\$735
	<b>-G7</b>	Grade 7	\$880	\$880
	<b>-G8</b>	Grade 8	\$1,030	\$1,030
	<b>-G9</b>	Grade 9	\$2,178	\$2,178
	<b>-G10</b>	Grade 10	\$2,511	\$2,511

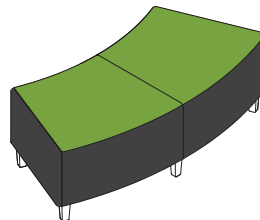
#### Quick Looks



TA-LG-2445OC-NB-WL



TA-LG-2490IC-NB-ML



Base 1 | Seat Top 2

#### Fabric Combination Options



Part Number  
Configurator

**TA** – **LG** – **1** **2** – **3** – **4**

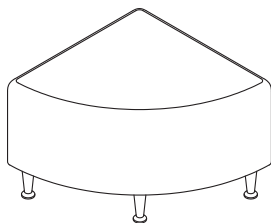
## Required Selections

Component	Code	Description	24"	30"	36"
<b>1</b> <b>Size</b>	<b>24</b>	24"	\$0	-	-
	<b>30</b>	30"	-	\$0	-
	<b>36</b>	36"	-	-	\$0
	unit weight		<b>20 lbs</b>	<b>27 lbs</b>	<b>34 lbs</b>
<b>2</b> <b>Shape</b>	<b>D</b>	Round	\$1,392	\$1,668	\$1,908
	<b>P</b>	Pie	\$920	-	-
<b>3</b> <b>Back Style</b>	<b>NB</b>	No Back	\$0	\$0	\$0
<b>4</b> <b>Leg Style</b>	<b>ML</b>	Metal Legs	\$0	\$0	\$0
	<b>CA</b>	Casters	\$225	\$225	\$225

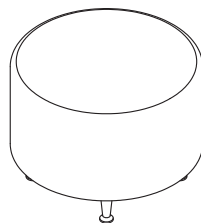
## Fabric Selections

Component	Code	Description	24"	30"	36"
<b>5</b> <b>Fabric Grade</b>	<b>-COM</b>	Customers Own Material	\$0	\$0	\$0
	fabric requirements:		<b>1.75 yards</b>	<b>2.75 yards</b>	<b>3.25 yards</b>
	<b>-G1</b>	Grade 1	\$0	\$0	\$0
	<b>-G2</b>	Grade 2	\$53	\$83	\$98
	<b>-G3</b>	Grade 3	\$103	\$162	\$192
	<b>-G4</b>	Grade 4	\$154	\$242	\$286
	<b>-G5</b>	Grade 5	\$207	\$325	\$384
	<b>-G6</b>	Grade 6	\$257	\$404	\$478
	<b>-G7</b>	Grade 7	\$308	\$484	\$572
	<b>-G8</b>	Grade 8	\$361	\$567	\$670
	<b>-G9</b>	Grade 9	\$424	\$666	\$787
	<b>-G10</b>	Grade 10	\$488	\$767	\$907

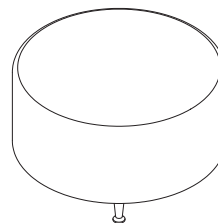
## Quick Looks



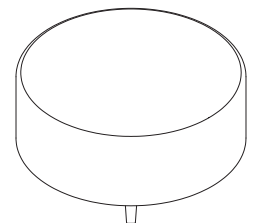
TA-LG-24P-NB-ML



TA-LG-24D-NB-ML

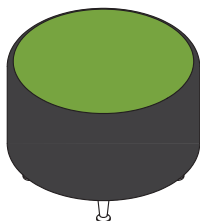


TA-LG-30D-NB-ML



TA-LG-36D-NB-WL

## Fabric Combination Options



Base 1 | Seat Top 2

Part Number  
Configurator

**TA** – **OT** – **1** **2** **3** – **4** – **5**

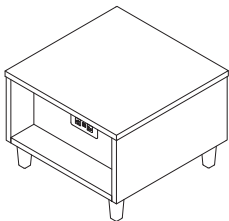
**Required Selections**

Component	Code	Description	24" Long	36" Long	48" Long	60" Long
<b>1</b> Width	<b>24</b>	24" Wide	\$939	\$1,066	\$1,198	\$1,362
<b>2</b> Length	<b>24</b>	24" Long	\$0	-	-	-
	<b>36</b>	36" Long	-	\$0	-	-
	<b>48</b>	48" Long	-	-	\$0	-
	<b>60</b>	60" Long	-	-	-	\$0
<b>3</b> Shape	<b>S</b>	Straight	\$0	\$0	\$0	\$0
<b>4</b> Height	<b>16</b>	16" High	\$0	\$0	\$0	\$0
	<b>18</b>	18" High	\$18	\$27	\$51	\$67
	<b>22</b>	22" High	\$72	\$109	\$127	\$145
<b>5</b> Leg Style	<b>ML</b>	Metal Legs	\$0	\$0	\$0	\$0
	<b>CA</b>	Casters	\$180	\$180	\$180	\$180

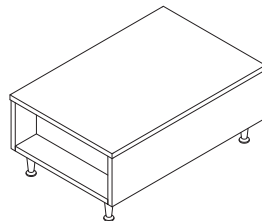
**Available Upgrades**

Component	Code	Description	24" Long	36" Long	48" Long	60" Long
<b>6</b> Power Qty	<b>-1P</b>	1 Power	\$477	\$477	\$477	\$477
	<b>-2P</b>	2 Power	\$954	\$954	\$954	\$954
<b>7</b> Power Color	<b>S</b>	Silver Pearl Cove	\$0	\$0	\$0	\$0
	<b>B</b>	Black Powder Coat Cove	\$0	\$0	\$0	\$0
	<b>W</b>	Gloss White Cove	\$0	\$0	\$0	\$0

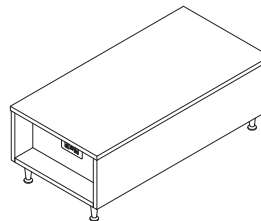
**Quick Looks**



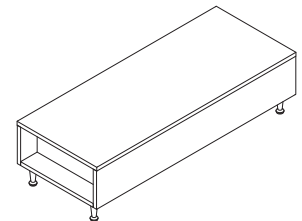
TA-OT-2424S-18-WL-2PS



TA-OT-2436S-16-ML



TA-OT-2448S-18-ML-2PS



TA-OT-2460S-18ML

Part Number  
Configurator

**TA** – **OT** – **1** **2** **3**

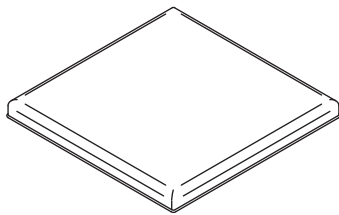
## Required Selections

Component	Code	Description	24" Long	36" Long	48" Long	60" Long
<b>1</b> Width	<b>24</b>	24" Wide	\$303	\$410	\$516	\$622
<b>2</b> Length	<b>24</b>	24" Long	\$0	-	-	-
	<b>36</b>	36" Long	-	\$0	-	-
	<b>48</b>	48" Long	-	-	\$0	-
	<b>60</b>	60" Long	-	-	-	\$0
<b>3</b> Cushion Type	<b>TC</b>	Top Cushion	\$0	\$0	\$0	\$0

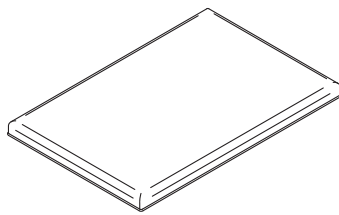
## Fabric Selections

Component	Code	Description	24" Long	36" Long	48" Long	60" Long
<b>4</b> Fabric Grade	<b>-COM</b>	Customers Own Material	\$0	\$0	\$0	\$0
		fabric requirements:	0.5 yards	0.75 yards	1 yards	1.25 yards
	<b>-G1</b>	Grade 1	\$0	\$0	\$0	\$0
	<b>-G2</b>	Grade 2	\$15	\$23	\$30	\$38
	<b>-G3</b>	Grade 3	\$30	\$44	\$59	\$74
	<b>-G4</b>	Grade 4	\$44	\$66	\$88	\$110
	<b>-G5</b>	Grade 5	\$59	\$89	\$118	\$148
	<b>-G6</b>	Grade 6	\$74	\$110	\$147	\$184
	<b>-G7</b>	Grade 7	\$88	\$132	\$176	\$220
	<b>-G8</b>	Grade 8	\$103	\$155	\$206	\$258
	<b>-G9</b>	Grade 9	\$121	\$182	\$242	\$303
	<b>-G10</b>	Grade 10	\$140	\$209	\$279	\$419

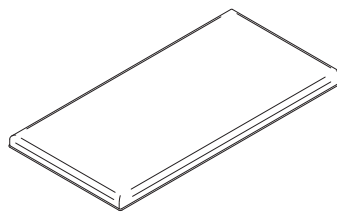
## Quick Looks



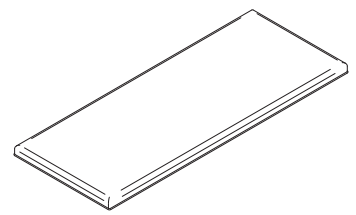
TA-OT-2424TC



TA-OT-2436TC



TA-OT-2448TC



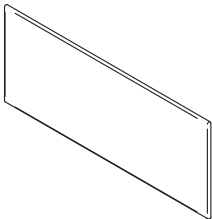
TA-OT-2460TC

Part Number  
Configurator

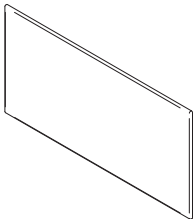
TA – OT – **1** **2** **3**

Required Selections						
Component	Code	Description	16" Long	18" Long	22" Long	
1	Width	24 24" Wide	\$167	\$190	\$213	
2	Height	16 16" High	\$0	-	-	
		18 18" High	-	\$0	-	
		22 22" High	-	-	\$0	
3	Panel Type	FP Fabric Panel	\$0	\$0	\$0	
Available Upgrades						
Component	Code	Description	16" Long	18" Long	22" Long	
4	Power	-P Power Cutout	\$23	\$23	\$23	
Fabric Selections						
Component	Code	Description	16" Long	18" Long	22" Long	
5	Fabric Grade	-COM Customers Own Material	\$0	\$0	\$0	
		fabric requirements:	0.5 yards	0.5 yards	0.5 yards	
	-G1	Grade 1	\$0	\$0	\$0	
	-G2	Grade 2	\$15	\$15	\$15	
	-G3	Grade 3	\$30	\$30	\$30	
	-G4	Grade 4	\$44	\$44	\$44	
	-G5	Grade 5	\$59	\$59	\$59	
	-G6	Grade 6	\$74	\$74	\$74	
	-G7	Grade 7	\$88	\$88	\$88	
	-G8	Grade 8	\$103	\$103	\$103	
	-G9	Grade 9	\$121	\$121	\$121	
	-G10	Grade 10	\$140	\$140	\$140	

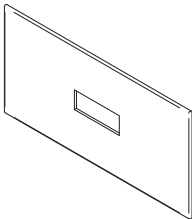
Quick Looks



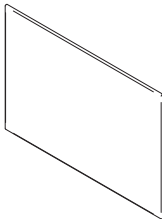
TA-OT-2416FP



TA-OT-2418FP



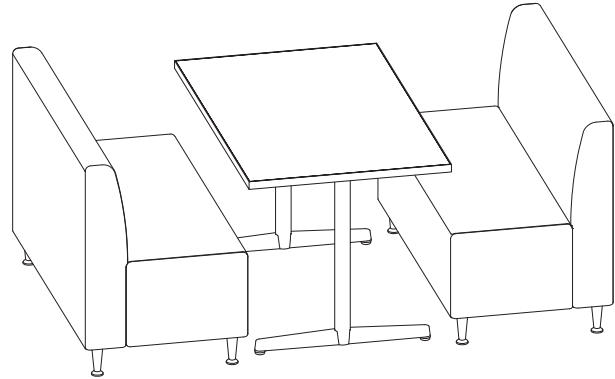
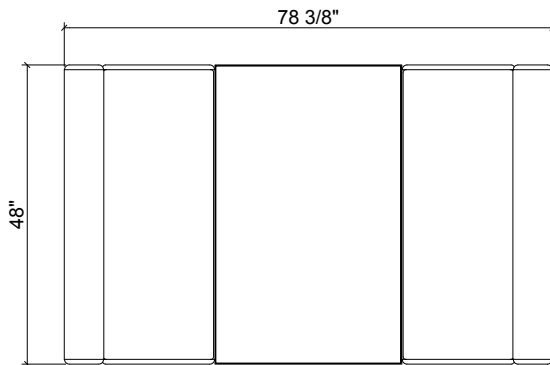
TA-OT-2418FP-P



TA-OT-2422FP

## TA-001

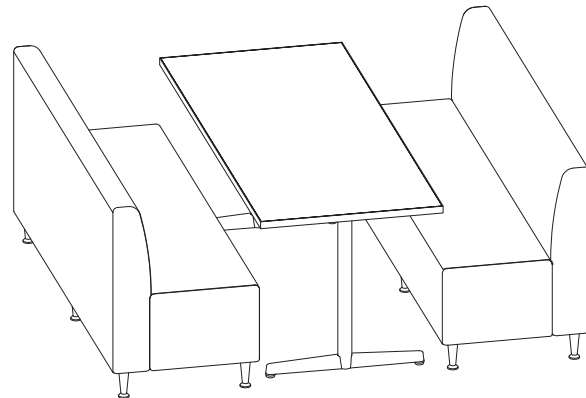
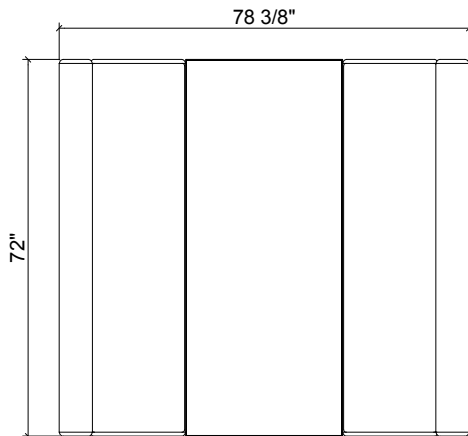
**Total List** \$6,056



Model Number	Qty	List	Extension
TA-LG-2448S-UB-ML-G1	2	\$2,511	\$5,022
NA-ST-3048R-29-TB	1	\$1,034	\$1,034

## TA-002

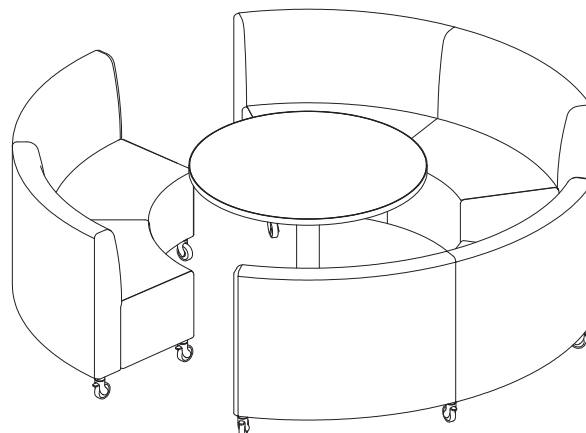
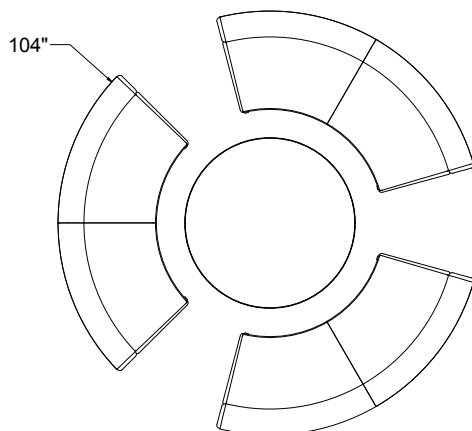
**Total List** \$7,565



Model Number	Qty	List	Extension
TA-LG-2472S-UB-ML-G1	2	\$3,204	\$6,408
NA-ST-3072R-29-TB	1	\$1,157	\$1,157

## TA-003


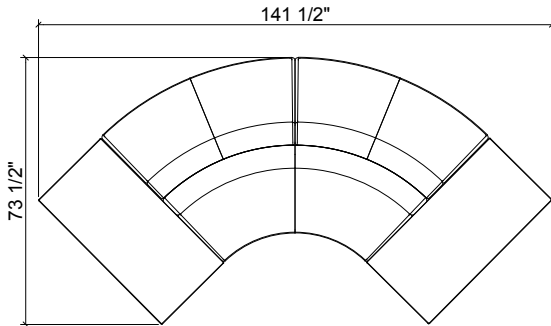
**Total List** \$11,779



Model Number	Qty	List	Extension
TA-LG-2490IC-UB-CA-G1	3	\$3,390	\$10,170
NA-ST-42D-29-DB	1	\$1,609	\$1,609

## TA-004

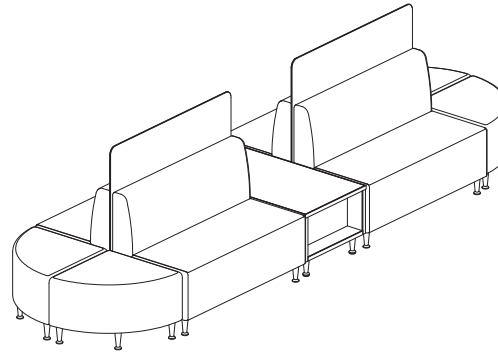
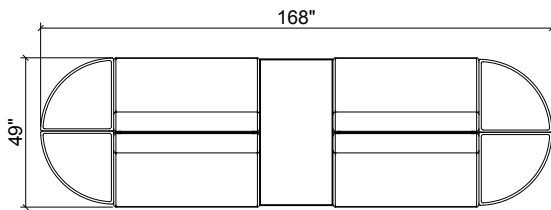
**Total List** \$12,599



Model Number	Qty	List	Extension
TA-LG-2490IC-UB-ML-G1	1	\$3,165	\$3,165
TA-LG-2445OC-UB-ML-G1	2	\$3,003	\$6,006
TA-OT-2448S-16-ML	2	\$1,198	\$2,396
TA-OT-2448TC-G1	2	\$516	\$1032

## TA-005

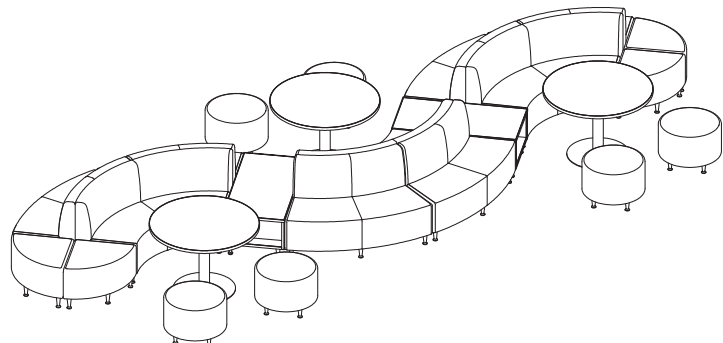
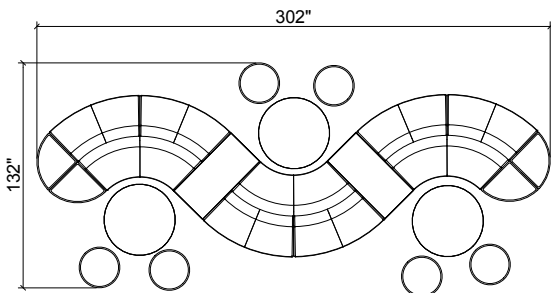
**Total List** \$17,182



Model Number	Qty	List	Extension
TA-LG-2448S-UB-ML-AP-G1	2	\$3,805	\$7,610
TA-LG-2448S-UB-ML-G1	2	\$2,511	\$5,022
TA-LG-24P-NB-ML	4	\$920	\$3,680
TA-OT-2448S-18-ML	1	\$1,249	\$1,249

## TA-006

**Total List** \$46,870



Model Number	Qty	List	Extension
TA-LG-2490IC-UB-ML-G1	3	\$3,165	\$9,495
TA-LG-2445OC-UB-ML-G1	6	\$3,003	\$18,018
TA-LG-24P-NB-ML	4	\$920	\$3,680
TA-LG-24D-NB-ML	6	\$1,392	\$8,352
TA-OT-2448S-18-ML	2	\$1,249	\$2,498
NA-ST-42D-29-DB	3	\$1,609	\$4,827