SUNRIDGE
COMMUNITY CHURCH

FISCAL YEAR-END REPORT
2024-2025

Table of Contents

CONTENTS

01.
Introduction

02.
Mission & Vision

03.
Finances - Budget

04.
Finances - Donations

05.
Finances - Comparisons

06.
Attendance

07.
Ministry Successes

08.
Ministry Successes

09.
Operations Successes

10.
A Look Ahead - 2025-26 Budget

11.
A Look Ahead - 2025-26 Budget

INTRODUCTION

Who reads annual reports? Well, I hope you do! I realize facts, figures, and numbers aren't the only way to quantify God's work. But, please take a few moments to read through this report as it's a good representation of our solvency, progress, and how Sunridge Church is accomplishing its mission of helping people find and follow Jesus. Most of all, I'm grateful for the individual ways God is shaping the people of Sunridge in the image of His Son, and for your partnership in serving Him together.

Happy reading Sunridge!

Britt Sipe
Lead Pastor

NUMBERS TO CELEBRATE

BAPTISMS	**9**
TRUNK OR TREAT	**970+**
WOMEN'S CHRISTMAS DESSERT	**245**
CHRISTMAS EVE	**680**
EASTER & GOOD FRIDAY	**1,240+**
TOTAL VOLUNTEER HOURS	**15,482**

MISSION

Sunridge exists to **help people find and follow Jesus**! (Matthew 28:19-20)

VISION

The Apostle Paul wrote in his first letter to the Church at Corinth, “And now these three remain: faith, hope and love. But the greatest of these is love.” (1 Corinthians 13:13) To accomplish its mission, Sunridge desires to **deepen faith, bring hope, and live love** in our community and around the world.

MEASURING PROGRESS

The 2024-25 Budget

At Sunridge, our mission-driven dreams will always surpass our income. That's why we use accepted best practices to create a realistic budget based on historical data and donation trends, ensuring we prioritize our spending to maximize each dollar.

Here is a high-level breakdown of the 2024-25 fiscal year budget:

Compensation - Compensation can be a touchy subject at churches. Because of that, we have always been open and up front about how much goes into compensation and how we compare to established healthy church ranges. Sunridge uses two primary key performance indicators (KPIs) to measure our compensation spending: FTE per congregation and the percentage of the budget.
Here's how Sunridge is doing:

- 9.5 FTEs and a 1:41 FTE to Congregation ratio (Adjusted Healthy Church Range 1:50)
- 48% of the budget went to compensation (Healthy Church Range 45%-55%)

Operations - Reduced the operational budget by 4% compared to the 2023-2024 budget.

Ministry - Developed a plan to maintain ministry goals without an increase to the budget compared to 2023-2024 totals.

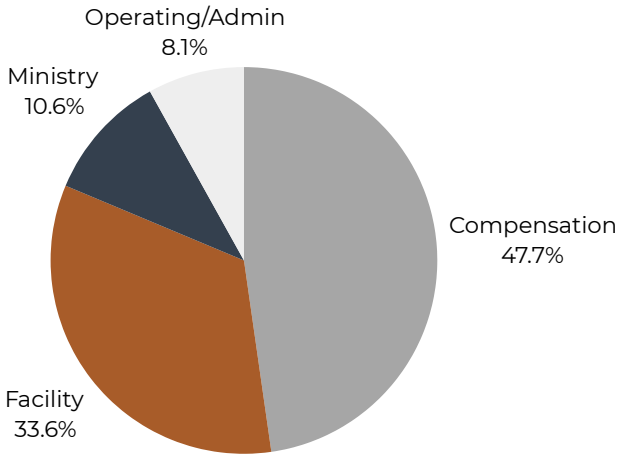

Finances

Whoever sows sparingly will also reap sparingly, and whoever sows generously will also reap generously. Each of you should give what you have decided in your heart to give, not reluctantly or under compulsion, for God loves a cheerful giver" (2 Corinthians 9:6-7).

Followers of Jesus give because of the grace that God has given us. It's not a requirement for salvation. We consider every donation a trust and are committed to managing (stewarding) God's resources in a way that honors Him and accomplishes our mission.

2024-25 Donations by Designation		
Operating Fund	$1,349,902	Total donation to the Operating Fund
Capital Improvement Fund	$5,610	Total donations to the CIF (Capital Improvement Fund)
Agape Fund	$20,144	Total donations to the Benevolence Fund

Finances

Offering vs. Budget

Offering	Budget	Difference
$1,349,902	$1,415,542	-$65,640

Spending vs. Budget

Spending	Budget	Difference
$1,272,718	$1,415,542	-$142,824

Offering vs. Spending

Offering	Spending	Difference
$1,349,902	$1,272,718	$77,184

Income vs. Spending (cash flow)

(Income includes: offering, designated giving, & rental)

Income	Spending	Difference
$1,360,053	$1,272,718	$87,335

Attendance

Sunridge's mission is to help people find and follow Jesus. Tracking attendance is one of several metrics used to gain insight into the effectiveness of our ministries in achieving our mission.

Weekend Attendance

Average weekend attendance by age grouping

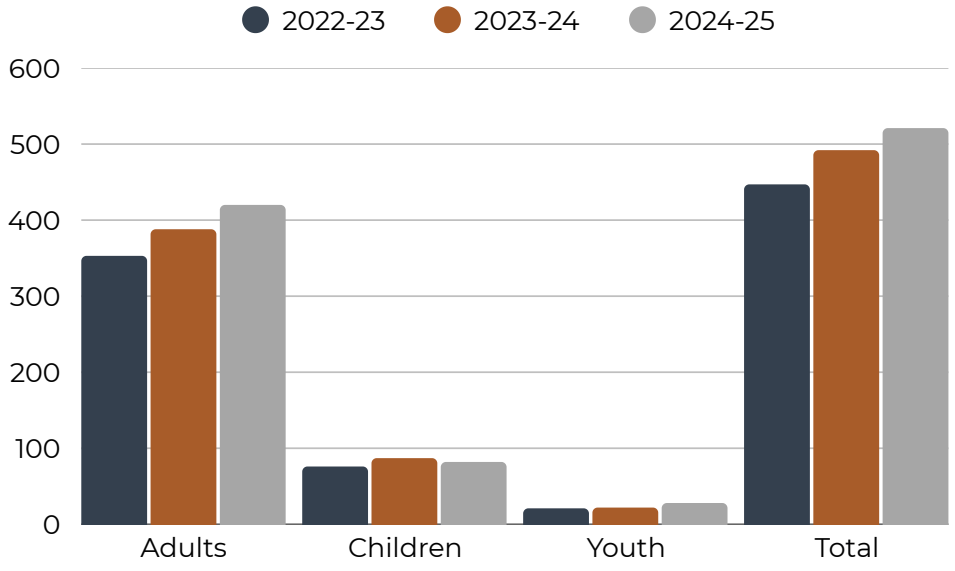

8%

Total adult attendance Increased 8% over last fiscal year

6%

Total attendance (including children and youth) increased 6% over last fiscal year.

Giving Units vs. Attendance

Sunridge's mission is not to be the biggest church, but we know that fulfilling our mission increases attendance. Sunridge continues to grow for the fourth straight fiscal year compared to the prior year. In addition to growing attendance, the number of giving units increased for the first time since before the pandemic. An increase in giving units shows the new attendees trust Sunridge to manage God's resources well.

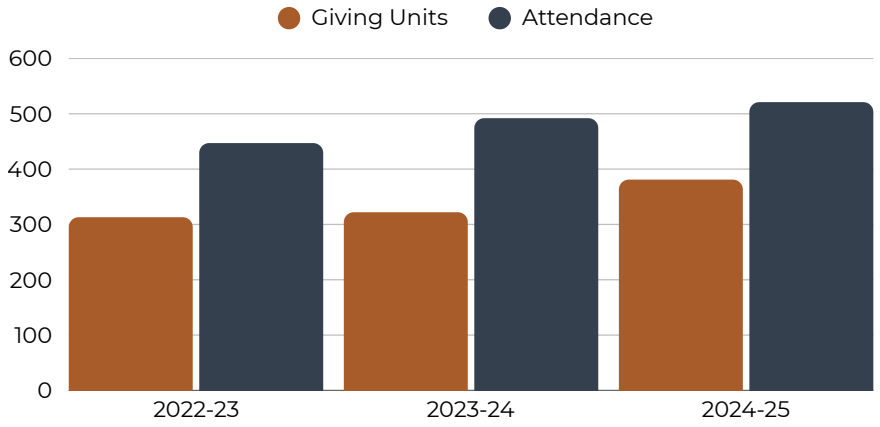

MINISTRY SUCCESSES

2024-25 Ministry Success

CHILDREN'S MINISTRY

Children's Ministry had another amazing year of deepening faith, bringing hope, and living love to children:

- 10 Children and their parents dedicated
- 970+ people joined us for Trunk or Treat
- 257 individual volunteers with 5,808 hours in Children's Ministry
- 2 Children's' choirs with 46 children
- 129 children and their families joined us for the Family Science Experience
- 23 preteens went to either winter or summer camp
- 140 children, 57 teens and 79 adult volunteers at our retutn to VBS
- 194 people have attended some form of children's ministry training (this includes VBS volunteers)

YOUTH MINISTRY

Sunridge youth had another amazing year of helping students find and follow Jesus. Look at these stats!

Quest (Middle School)

- Sunday morning youth increased to 30 students.
- Winter Camp 20 students with 6 leaders
- Summer Camp 45 students and 15 volunteers.
- Daily devotional series over the summer.
- Providing space for students to serve.

Epic (High School)

- Added 2 part-time directors to staff
- 12 students went to winter camp
- 12 students went to summer camp

MINISTRY SUCCESSES

2024-25 Ministry Success shared here:

ADULT MINISTRY

Women's Ministry
It was another great year connecting women to each other and God. Last fiscal year, there were:

- 64 Women attended *The MomCo* in the Fall
- 72 Women attend *The MomCo* in the Spring.
- 7 Women's Studies this past fiscal year (with over 115 participants)
- 82 Women came to the Fall Kickoff brunch
- 90 Women attended the Spring Tea
- 10 Women were mentored in the Woman to Woman Mentorship program

ADULT MINISTRY

Men's Ministry
Sunridge continues to engage with men through:

- Weekly men's huddle on Sunday morning
- Quarterly breakfast meetings
- Thursday and Saturday basketball affinity groups

Care & Help
During the last fiscal year, Sunridge brought hope through:

- Invested 300 hours in free church counseling
- Contacted and prayed for those who submitted prayer requests.
- Launched a visitation ministry

OPERATIONS SUCCESSES

2024-25 Operational Success:

OPERATIONS

Facilities
After years of deferred maintenance on our facility, we continued to make remarkable progress in the following areas:

- Resurfaced the MPR flooring to add pickleball courts.
- Fully renovated the upstairs bathroom in Quest.
- Added a power station to provide outlets for outdoor events.
- Secured the market lighting in the MPR Courtyard and replaced the old bulbs with new LED bulbs.
- Completed retrofitting the old sodium-vapor parking lot lights with energy-efficient and brighter LED lighting.
- Initiated an interior LED light replacement project to replace all fluorescent lights with brighter, energy-efficient lights.
- Created a reunification zone in the parking lot for emergency evacuations through volunteer Eagle Scout project.
- Began the entry gate repair project.

Office

- Improved Social Media strategy though volunteer leadership.

Finances

- Generated over $10,000 in interest through the ICS (Insured Cash Sweep).

A LOOK AHEAD

The 2025-26 Sunridge Budget

Sunridge takes a conservative approach to budgeting, using a combination of attendance and giving trends to develop a realistic projection. Based on the attendance growth trend and current donations, the 2024-25 budget projects an increase of 5% over the last fiscal year.

Category	2024-25 Budget	2025-26 Budget	% Change
Compensation (includes FT HS Pastor)	$675,729	$689,010	2%
Operations (includes mortgage)	$579,731	$597,803	3%
Adult Min.	$21,100	$22,070	5%
Family Min.	$32,782	$50,191	53%
Outreach	$62,000	$74,450	20%
Weekend Service	$20,050	$23,550	18%
Lead Pastor (not salary)	$14,200	$17,800	25%
Board	$9,950	$14,700	48%
Total	**$1,415,452**	**$1,489,574**	**5%**

A LOOK AHEAD

The 2025-26 Sunridge Budget

The budget by percentages

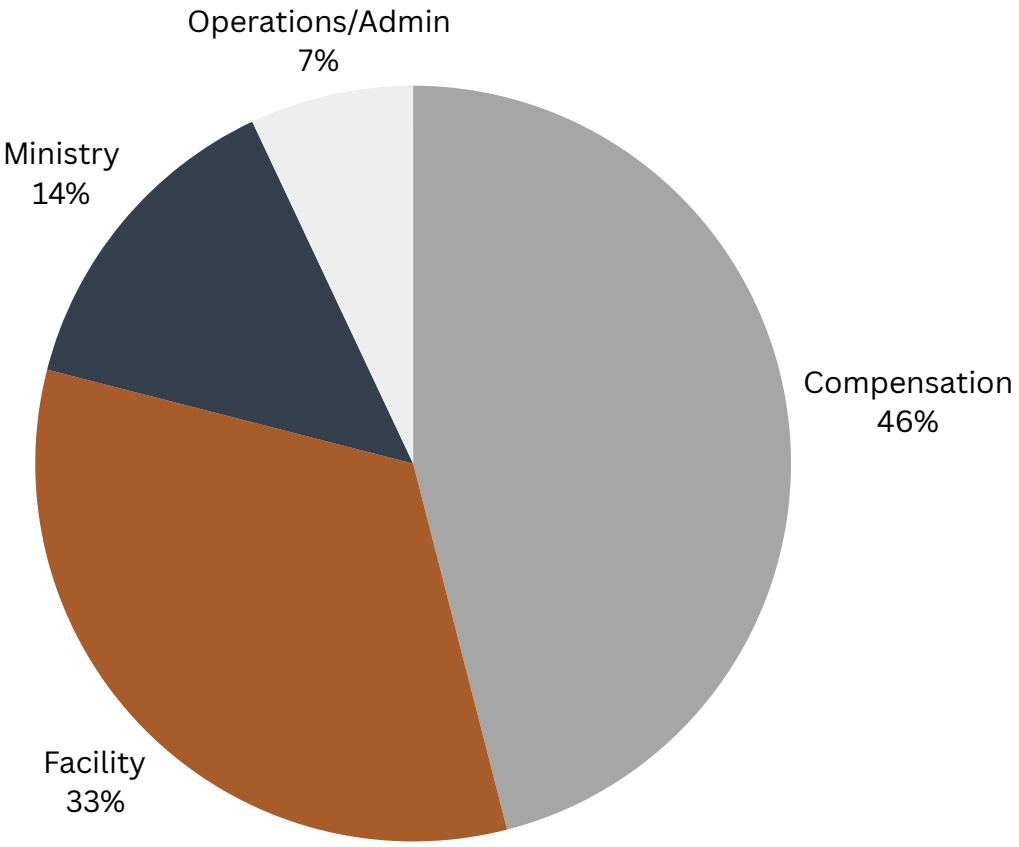

WANT TO JOIN US?

As followers of Jesus, we give because of the grace that God has given us. Here are some ways to invest—cheerfully and from the heart — in what God is doing through Sunridge:

- Text “SUNRIDGEAPP” to (833)269-1381 and download the free app.
- Use our website: sunridgechurch.org/donate
- Mail a check: 42299 Winchester Rd. Temecula, CA 92590

WITH GRATITUDE

Thank you for your faithful, generous, and sacrificial financial investment in what God is doing in and through Sunridge Community Church; we couldn’t do it without you!

We look forward to all God has planned for us in the upcoming fiscal year.