



WAKE FOREST 2022-23 MEN'S BASKETBALL



GAME 21

WAKE FOREST DEMON DEACONS

14-6 | 6-3 ACC

Head Coach: Steve Forbes
Record at Wake Forest: 45-32; Third Season
Career Record: 343-137; 15th Season
Last Game: L, 76-67 vs No. 10 Virginia



Pitt Panthers

13-7 | 6-3 ACC

Head Coach: Jeff Capel
Record at Pitt: 64-75; Fifth Season
Career Record: 226-185; 14th Season
Last Game: L, 71-64 vs Florida State

JANUARY 25, 2023 - 7:00P.M. - PETERSEN EVENTS CENTER

TV - ACC NETWORK - MIKE MONACO AND SETH GREENBERG

RADIO - WAKE FOREST SPORTS NETWORK FROM LEARFIELD - STAN COTTEN AND MARK 'DINGER' FREIDINGER



Quick Comparison - 2022-23

77.4	PPG	67.7
.467	FG%	.447
.374	3FG%	.338
34.7	RPG	37.6



NUMBERS OF NOTE

With the 87-77 win over No. 19 Clemson on last, Wake Forest started 10-0 at home for the second season in a row and their 28-3 mark in the Joel over the past two seasons is the best mark in the ACC during that time.

This season marks the first time Wake has had back-to-back 10-0 home starts in program history.

For the first time since the 2013-14 season, Wake Forest has now defeated two Top 25 teams in the same season in then-No. 14 Duke and No. 19 Clemson

Cameron Hildreth has increased his ppg average to 13.3 this season while leading Wake Forest on the glass (6.4 rpg). Back on Nov. 26, in a home victory over Hampton, the Worthing, England native became the third player in program history to record a triple-double, finishing with 14 points, 11 rebounds and 10 assists. With the triple-double, Hildreth is the ONLY ACC player to achieve the feat so far this season.

Sophomore big man Matthew Marsh has increased his minutes per game from his freshman to sophomore campaigns by 13 minutes, recording just 6.0 minutes per game in 2021-22 to 19.2 minutes per game this season.

Wake Forest is in the top five in the conference in multiple statistical categories during ACC play -

First: Scoring Offense (78.11); 3-PT FG Made (91 total, 10.11 per game)

Second: Field Goal Percentage (.459); 3-PT FG Percentage (.391)

Third: Turnover Margin (+2.67)

Fourth: Steals (59 total, 6.56 per game)

During the regular season, the Demon Deacons are 5th among Power Five schools and 27th nationally in three's made per game, averaging 9.2 on the season.

Tyree Appleby leads the ACC with 6.0 assists per game and 7.1 per league game. He is second in the ACC overall in scoring, averaging 17.9 points per game and leads the Demon Deacons in both categories. He is fifth in the ACC with a free throw percentage of 82.9. He has gone 102-123 this season. As one of the most fouled players in the country, Appleby's 123 attempts ranks second the ACC and 26th nationally.

Andrew Carr is among the top 10 rebounders in the league during ACC play, coming in at eighth with an average of 7.67 boards per ACC game.

Hildreth is 14th in the league in rebounding during ACC play with 6.33 boards per ACC game. He leads all guards in the ACC 6-4 or under in rebounding and is 9th nationally among players 6-4 or under.

THE OPPONENT

SERIES RECORD

• Wake Forest leads the all-time series against Pittsburgh - 7-5 and are 2-3 in Petersen Events Center. The last time the Deacs played the Panthers on Feb. 2, 2022, the Deacs won 91-75 inside LJVM. The last time Wake Forest won in Pittsburgh was Jan. 4, 2020, 69-65. The Deacs have won two of the past three meetings and Coach Forbes is 2-1 against Pitt.

PITT MOST RECENT STARTERS

#	Name	Pos.	Ht.	Wt.	Cl.
0	Nelly Cummings	G	6-0	185	Grad.
2	Blake Hinson	F	6-7	235	Jr.
3	Greg Elliott	G	6-3	180	Grad.
11	Jamarius Burton	G	6-4	200	Grad.
33	Federiko Federiko	C	6-11	220	So.

WAKE FOREST MOST RECENT STARTERS

#	Name	Pos.	Ht.	Wt.	Cl.	Min./G	Pts./G	Notes
1	Tyree Appleby	G	6-0	175	Grad.	35.4	17.9	Leads the league with 6.0 assists per game
2	Cameron Hildreth	G	6-4	200	So.	31.9	13.3	4th in ACC play in steals (16 total, 1.78 per game)
30	Damari Monsanto	G	6-6	200	R-Jr.	23.2	12.7	1st the ACC in 3-pt FGs made (3.16pg), 3rd in 3-pt FG percentage (.411)
11	Andrew Carr	F	6-10	220	Jr.	31.6	11.7	8th in ACC play in FG percentage (.529)
33	Matthew Marsh	C	7-0	250	So.	19.2	5.9	Recorded first career double-double against LSU

NOVEMBER

1	Winston-Salem State (Exh.)	W, 82-69
7	Fairfield	W, 71-59
11	Georgia	W, 81-71
15	Utah Valley	W, 68-65 (OT)
18	La Salle^	W, 75-63
20	Loyola Marymount ^	L, 77-75 (OT)
23	South Carolina State	W, 105-74
26	Hampton	W, 97-70
29	at Wisconsin+	W, 78-75

DECEMBER

2	at Clemson*	L, 77-57
10	LSU#	L, 72-70
14	App State	W, 67-66
17	at Rutgers	L, 81-57
20	#14 Duke*	W, 81-70
31	Virginia Tech*	W, 77-75

JANUARY

4	at North Carolina*	L, 88-79
7	at Louisville*	W, 80-72
11	Florida State*	W, 90-75
14	at Boston College*	W, 85-63
17	#19 Clemson*	W, 87-77
21	#10 Virginia*	L, 67-76
25	at Pitt*	7 p.m.
28	NC State*	1 p.m.
31	at Duke*	7 p.m.

FEBRUARY

4	at Notre Dame*	1 p.m.
7	North Carolina*	7 p.m.
11	Georgia Tech*	5 p.m.
18	at Miami*	2 p.m.
22	at NC State*	9 p.m.
25	Notre Dame*	7 p.m.
28	Boston College*	7 p.m.

MARCH

4	at Syracuse*	5 p.m.
7-11	ACC Tournament	TBA

^ - Jersey Mike's Jamaica Classic, Montego Bay

+ - ACC/Big Ten Challenge

- Holiday Hoopsgiving, Atlanta, Ga.

* - ACC Game

QUICK FACTS

UNIVERSITY QUICK FACTS

Location	Winston-Salem, NC 27109
Founded	1834 in Wake Forest, NC
Enrollment	5,033 undergraduate
Affiliation	NCAA Division I
Conference	Atlantic Coast
Colors	Old Gold & Black
President	Dr. Susan R. Wente
Faculty Athletic Rep.	Dr. Peter Brubaker
Athletic Director	John Currie
Athletic Department Phone	(336) 758-4620
Ticket Office Phone	(888) 758-DEAC

ARENA INFORMATION

Arena	Lawrence Joel Veterans Memorial Coliseum
Capacity	14,665
Opened	1989-90
Record in Facility	.379-129

PROGRAM HISTORY

Years of Basketball	115th
First Season of Basketball	1906
All-Time Head Coaches	23
All-Time Record	1,580-1,269
Winning Seasons	67
20+ Win Seasons	22
All-Time ACC Record	.458-560
ACC Championships	4 (1961, '62, '95, '96)
Winning ACC Seasons	25
NCAA Tournament Appearances(Last)	23 (2017)
NCAA Tournament Record	28-23
NCAA Sweet 16's	10
NCAA Elite Eight	7
NCAA Final Four	1 (1962)
NIT Appearances (Last)	7 (2022)
NIT Record	12-6
NIT Championships	1 (2000)

COACHING STAFF

Head Coach	Steve Forbes
Alma Mater, Year	Southern Arkansas '88
Record at Wake Forest	31-26
Record Overall	327-131
Assistant Coach	Matt Woodley
Years at WFU/Alma Mater	3rd/Drake '00
Assistant Coach	B.J. McKie
Years at WFU/Alma Mater	3rd/South Carolina '99
Assistant Coach	Brooks Savage
Years at WFU/Alma Mater	3rd/Tennessee '08
Dir. of Basketball Operations	Frank Davis
Years at WFU/Alma Mater	3rd/Tennessee Tech '10
Director of Athletic Performance	Mike Starke
Director of Player Development	Antanas Kavaliauskas
Director of Player Relations	Mike Muse
Video Coordinator	Chris Forbes
Special Assistant	Jason Shay
Sports Medicine	Mark Armour
Equipment Manager	Tyler Shore
Basketball Office Phone	(336) 758-5622

TEAM INFORMATION

2021-22 Overall Record	25-10
Home / Away / Neutral	18-2/5-6/2-2
2021-22 ACC Record / Finish	13-7/5th
Overall Letterwinners Returning/Lost	6/5
Starters Returning/Lost	1/4
Newcomers	6

KEY STORYLINES



BACKCOURT BLISS WITH PEANUT BUTTER AND JELLY

With one of the best backcourts in the country, Wake Forest is the only school among major conferences in the country to have two players measuring 6' or shorter averaging 8.4 points or more for the season in graduate guards Tyree Appleby (17.9 ppg) and Davien Williamson (8.4 ppg). Appleby's 17.9 points per game leads all major conference players 6' or shorter. His 45.5 field-goal percentage is the best in the country for players 6' or shorter.

Appleby leads the ACC in assists, averaging 6.00 dimes per game and 7.11 per ACC game. He is second in scoring with his 17.85 ppg overall. Williamson is averaging 90.3 percent from the free throw line as he's gone 28-31 this season. Appleby is shooting 82.9 percent with 102 makes on 123 attempts.

Both guards are members of the 1,000-point club with potential to reach 2,000 in their final collegiate season. Williamson is eight points away from 1,500 and Appleby is 91 away from 2,000. For Williamson to reach the 2,000 milestone, Wake Forest will have to play 34 games where Williamson averages 19.4 points per game. Williamson has averaged double figures in each of the past three seasons and is currently averaging 8.4 ppg. For Appleby to reach the milestone, Wake Forest will have to play 34 games where Appleby averages 13.2 points per game. He has averaged double figures every year of his collegiate career and is currently averaging 17.9 ppg.

MONSANTO'S RETURN

Redshirt junior Damari Monsanto tore his achilles at the end of May 2021 and had what was anticipated to be season-ending surgery in early June of 2021. In January 2022, he was fully cleared for full-court contact about a week prior to the Deacs' game at Georgia Tech on Jan. 19, 2022. Playing at around 230 pounds last season, Monsanto has gotten down to playing at 200 this season.

Since his return last season, Monsanto has played in nearly every game for the Deacs, recording a season-high 31 minutes in his first start of the season last year at Clemson in February 2022. He scored a season-best 17 points and tied a season-high with four triples in the loss to the Tigers. He also hit four three-pointers in 20 minutes at Syracuse. He reached 19 minutes in the win against North Carolina at home and made three triples in a row in the second half.

This season, Monsanto has earned a spot in the starting lineup for 13 out of 19 games. He has reached double-figure scoring in 12 of the 19 games this season and is currently averaging 12.7 points per game while shooting 41.1 percent from three-point range. His average of 3.44 three's per ACC game is the best mark in the league. He has made four or more from range in seven games this season, including three conference games.

Monsanto recorded a career best 25 points in the loss against No. 10 Virginia, draining seven triples in the matchup. He made six against Hampton, Rutgers and Florida State, becoming the only Wake Forest player since 1996 to make at least six triples in four games throughout a single season.

MOST IMPROVED

Sophomores Cameron Hildreth and Matthew Marsh have taken exceptional leaps in their second seasons of collegiate play as two reliable factors for the Demon Deacons this year.

After averaging close to four points and three rebounds per game in 2021-22, Hildreth has increased his ppg average to 13.3 this season while leading Wake Forest on the glass (6.4 rpg). Back on Nov. 26, in a home victory over Hampton, the Worthing, England native became the third player in program history to record a triple-double, finishing with 14 points, 11 rebounds and 10 assists. Hildreth has started 15-straight games this year and recorded scoring double-figures in 14 of his last 16 appearances.

Marsh has played in 16 games this season while starting the team's past nine. The 7-1 big man continues to display eye-popping efficiency, holding an 89.6 field goal percentage. Playing 19 minutes per contest, Marsh averages 5.9 points per game and 4.5 rebounds per game. He has already notched new career highs in points (14 vs. Loyola Marymount) and rebounds (11 vs. LSU). Marsh has missed five shots this season (43-48) and has been perfect from the field 10 times.

KEY STORYLINES



NEW YEAR NEW FACES

Andrew Carr

The 6-10 forward came to Winston-Salem from the University of Delaware where he started 34 of 35 games during the 2021-22 season and averaged 10 points and five rebounds in 28 minutes per game. He was second on the team in field goal percentage, shooting 56.4 percent from the floor. He led the team from beyond the arc (minimum 10 attempts) with a 40.5 three-point percentage. Defensively, he led the Blue Hens in blocks, with 37 on the year, and was third in steals with 29.

Davion Bradford

Coming to Wake Forest after playing his first two seasons at Kansas State, Davion Bradford had one of the best freshmen seasons in school history. As a freshman during the 2020-21 season, Bradford was one of only three players to play in all 29 games, making 25 starts. He logged over 600 minutes (603), averaging 20.8 per game. He averaged 7.7 points on 62.1 percent shooting (90-of-145) with 4.3 rebounds per game while connecting on 58.9 percent (43-of-73) from the free throw line.

Bradford registered the second-highest field goal percentage (62.1/90-of-145) in school history, including the highest ever by a freshman, and was just the sixth player to connect on 60 percent or better from the field in a single season. He led the team in field goal percentage in Big 12 games, while he was second in field goals made (61), total rebounds (82) and offensive rebounds (32).

Since his arrival in Winston-Salem, Bradford has lost 40 pounds, arriving in the high 290s this summer and weighing in around the high 250s most recently.

Jao Ituka

The 6-1 guard came to Winston-Salem from Marist College in Poughkeepsie, New York. He led the team in scoring with 15.3 points per game on 52.6 percent shooting from the field, 41 percent from three-point range and 76.8 percent from the free throw line. He also pulled down 3.1 rebounds in 22.1 minutes per game. During the season, he was named the MAAC Rookie of the Week a program-record nine times on his way to earning Rookie of the Year honors in the MAAC. He was also a finalist for the Kyle Macy Award, which is presented to the top Division I men's basketball freshman.

After missing the first five games of the season, Ituka made his Wake Forest debut against South Carolina State Nov. 23.

Tyree Appleby

The 6-0 guard came to Winston-Salem from the University of Florida where he spent the past two seasons. Prior to being a Gator, Appleby spent the first two years of his collegiate career at Cleveland State.

A regular in the Gators' starting lineup throughout his two seasons, he led the Gators in assists both years. Appleby tallied 1,552 points and 504 assists over his four seasons, scoring 653 points and dishing out 207 assists in 59 games played with 44 starts for the Gators.

Bobi Klintman

Originally from Malmo, Sweden, the 6-9 forward came to Winston-Salem from the Nike Elite high school program at Sunrise Christian Academy. Klintman's brother, Ibbe is a sophomore at Central Arkansas.

Klintman returned to Sweden this past summer to compete with the Swedish National Team in the FIBA U20 European Championships (July 16-24). He led Sweden in all major categories of points (16 ppg), rebounds (10 rpg), assists (5.1 apg), steals (2.6 spg), blocks (0.9 bpg), efficiency (160.0), and minutes played (29.9 mpg), as Sweden finished with a 6-1 record.

Zach Keller

The 6'10, 225-pound forward brings size, versatility and physicality to a Demon Deacon frontcourt that lost graduates Dallas Walton and Khadim Sy at the conclusion of the 2021-22 season. Keller was the top-ranked prospect in the state of Colorado according to 247Sports, along with being the No. 10 power forward nationally and the No. 76 overall player nationally.

FORBES ERA RECORD WHEN...

SINCE NOV. 2020

Home	32-9
Road	9-19
Neutral	3-5
Ranked Opponent (either AP or Coaches)	2-9
Unranked Opponent	42-22
Leads at halftime	36-9
Trails at halftime	5-24
Tied at halftime	2-0
Goes into overtime	4-3
Leads by 10 or more points	36-5
Trails by 10 or more points	3-28
Shoots 50% or better	21-4
Shoots less than 50%	12-7
Shoots less than 45%	8-9
Shoots less than 40%	4-14
Opponent shoots 50% or better	5-21
Opponent shoots less than 50%	6-6
Opponent shoots less than 45%	9-5
Opponent shoots less than 40%	23-2
Has higher FG% than opponent	35-3
Has lower FG% than opponent	9-30
Has same FG% as opponent	0-0
Outrebounded its opponent	27-16
Outrebounded by opponent	14-15
Has same rebounds as opponent	2-2
Has more off rebounds than opponent	19-19
Has fewer off rebounds than opponent	24-8
Has same off rebounds as opponent	1-6
Has fewer turnovers than opponent	22-7
Has more turnovers than opponent	17-23
Has same turnovers as opponent	5-3
Has fewer than 10 turnovers	6-6
Opponent has fewer than 10 turnovers	3-12
Shoots more FTs than opponent	29-9
Shoots fewer FTs than opponent	12-23
Shoots the same FTs as opponent	3-1
Game decided by 10 points or less or OT	13-10
Game decided by 5 points or less or OT	9-5
Scores <60 points	0-8
Scores 60-69 points	7-14
Scores 70-79 points	15-9
Scores 80-89 points	12-2
Scores 90+ points	13-0
Allows <60 points	9-0
Allows 60-69 points	13-3
Allows 70-79 points	22-17
Allows 80-89 points	0-10
Allows 90+ points	0-3
Wins the tip	24-15
Loses the tip	20-19
White uniforms	31-10
Black uniforms	11-21
Grey uniforms	2-2

FORBES ERA FIRSTS

SINCE NOV. 2020

2021-22 season -

First Road ACC Wins at ...

Virginia since Feb. 6, 2010.

Georgia Tech since Feb. 22, 2004.

Florida State since Feb. 14, 2008.

With its wins at UVA and GT in back-to-back road contests, Wake Forest secured its first two-straight road win streak in league play since the 2008-09 season.

The Deacs won both their conference home and road opener for the first time since the 2008-09 campaign.

Wake Forest won three games in overtime (Oregon State, Northwestern, Syracuse) for the first time since winning five OT contests during the 2009-10 season.

With its 98-76 win over North Carolina inside Joel Coliseum on Jan. 22, Wake Forest won its second-straight home game over the Tar Heels for the first time since 2002 (90-66, 2/6/2002) and 2003 (75-60, 3/5/2003).

Additionally, the 22-point victory (98-76) over the Tar Heels in January marked Wake Forest's biggest win over UNC since Feb. 6, 2002.

Wake Forest's 98 points were the second-most points the program has ever scored against North Carolina, behind only the 1964-65 team's 107-85 victory (1/6/1965).

When the Deacs defeated Boston College on Jan. 24, Wake Forest clinched its first four-game winning streak in regular season ACC play since the 2009-10 season.

The Deacs' 30-point margin-of-victory (87-57) over the Eagles was the program's largest over Boston College and the largest over an ACC opponent since the team defeated NC State 88-58 on February 2, 2017.

Prior to setting multiple records in conference play, Wake Forest recorded its most non-conference wins since the 2013-14 season (10).

Wake Forest reached 20 overall wins for the first time since the 2009-10 season (20-11) and 10 conference wins since the 2008-09 season (11-5).

Additionally, the Demon Deacons became the first ACC team to reach 20 overall and 10 conference wins last season.

The Deacs' five ACC road wins last season were the most since 2004-05.

2022-23 season -

First win over Duke since Feb. 2020

With the win over Virginia Tech on Dec. 31, 2022, Wake Forest started 2023 an astounding 26-2 inside Joel Coliseum since the start of the 2021-22 season.

Wake Forest has now won 13-straight games inside Joel Coliseum, which is tied for the longest streak since the Deacs won 13 in a row from March 10, 2013 to Jan. 25, 2014.

The 80-72 win over Louisville Jan. 7 marked the first time Wake Forest has won a game inside the KFC Yum! Center.

The 87-77 win over No. 19 Clemson was the Demon Deacons' second win over a Top-25 team this season. It is the first such feat for the program since the 2013-14 campaign.

Wake Forest has now started 10-0 at home for the second season in a row, marking the first time Wake has had back-to-back 10-0 home starts in program history.



FORBES IN THE ACC

Boston College: 3-0
0-1 in ACC Tournament
Home: 1-0
Away: 2-0

North Carolina: 1-2
Home: 1-0
Away: 0-2

Clemson: 1-3
Home: 1-1
Away: 0-2

NC State: 2-2
Home: 1-1
Away: 1-1

Duke: 1-4
Home: 1-2
Away: 0-2

Notre Dame: 1-1
0-1 in ACC Tournament
Home: 1-0
Away: 0-1

Florida State: 3-1
Home: 2-0
Away: 1-1

Pitt: 2-1
Home: 2-0
Away: 0-1

Georgia Tech: 1-2
Home: 0-1
Away: 1-1

Syracuse: 1-1
Home: 1-0
Away: 0-1


Louisville: 2-2
Home: 1-1
Away: 1-1

Virginia: 1-2
Home: 0-1
Away: 1-1

Miami: 1-2
Home: 1-1
Away: 0-1


Virginia Tech: 2-2
Home: 1-1
Away: 1-1

2022-23 PHOTO ROSTER




LUCAS TAYLOR
So. / 6-5 / 195 / G
Wake Forest, N.C.
Heritage High School

0



TYREE APPLEBY
Gr. / 6-0 / 175 / G
Jacksonville, Ark.
Jacksonville High School
(Florida)

1



CAMERON HILDRETH
So. / 6-4 / 200 / G
Worthing, England
Surry Scortchers
Worthing Thunder

2




DAIVIEN WILLIAMSON
Gr. / 6-0 / 180 / G
Winston-Salem, N.C.
Winston-Salem Prep
(ETSU)

4




JAO ITUKA
So. / 6-1 / 195 / G
Gaithersburg, Md.
Gaithersburg High School
(Marist)

10



ANDREW CARR
Jr. / 6-10 / 220 / F
Westchester, Pa.
West Chester East
(Delaware)

11




ROBERT MCCRAY
So. / 6-4 / 185 / G
Columbia, S.C.
AC Flora

13




DAVION BRADFORD
Jr. / 7' / 260 / C
St. Louis, Mo.
Mehlville
(Kansas State)

20




ZACH KELLER
Fr. / 6-10 / 228 / F
Highlands Ranch, Colo.
Thunderridge High School

25




DAMARI MONSANTO
R-Jr / 6-6 / 200 / G
Pembroke Pines, Fla.
Western High School
(ETSU)

30




MATTHEW MARSH
So. / 7-1 / 250 / C
Cornwall, England
ASVEL
FC Barcelona

33




BOBI KLINTMAN
Fr. / 6-10 / 225 / F
Malmö, Sweden
Sunrise Christian Academy

34




RJ KENNAH
So. / 6-5 / 180 / G
Parker, Colo.
Kent Denver High School

40




XIAOLONG XU
Fr. / 6-0 / 180 / G
Beijing, China
Concord Academy

45




KEVIN DUNN
So. / 6-2 / 205 / G
Winston-Salem, N.C.
Choate Rosemary Hall

51



GRANT VAN BEVEREN
Sr. / 6-6 / 215 / F
Alpharetta, Ga.
Chattahoochee

52



OWEN KMETY
Fr. / 6-6 / 180 / F
Chicago, Ill.
La Lumiere High School

55



STEVE FORBES
Head Coach
3rd Season
Southern Arkansas '08



BJ MCKIE
Assistant Coach
3rd Season
South Carolina '99



BROOKS SAVAGE
Assistant Coach
3rd Season
Tennessee '08



MATT WOODLEY
Assistant Coach
3rd Season
Drake '00

2022-23 ROSTER & BREAKDOWN

ROSTER BREAKDOWN

BY CLASS

Graduates (2)
Daivien Williamson
Tyree Appleby

Seniors

Grant van Beveren

Juniors

Davion Bradford
Andrew Carr
Damari Monsanto
Xiaolong Xu

Sophomores

Cameron Hildreth
Matthew Marsh
Robert McCray
Lucas Taylor
Kevin Dunn
RJ Kennah

Freshmen

Zach Keller
Bobi Klintman
Owen Kmety

BY STATE/COUNTRY

Arkansas (1)
Tyree Appleby

North Carolina (4)

Daivien Williamson
Lucas Taylor
Kevin Dunn

England (2)

Cameron Hildreth
Matthew Marsh

Colorado (2)

Zach Keller
RJ Kennah

China (1)

Xiaolong Xu

Pennsylvania (1)

Andrew Carr

Missouri (1)

Davion Bradford

Illinois (1)

Owen Kmety

South Carolina (1)

Robert McCray

Sweden (1)

Bobi Klintman

Florida (1)

Damari Monsanto

Georgia (1)

Grant van Beveren

Maryland (1)

Jao Ituka

NUMERICAL ROSTER

No.	Name	Pos.	Ht.	Wt.	Yr.	Hometown	High School (Previous College)
0	Lucas Taylor	G	6'5"	195	SO	Wake Forest, N.C.	Heritage High School
1	Tyree Appleby	G	6'0"	175	GR	Jacksonville, Ark.	Jacksonville (Florida)
2	Cameron Hildreth	G	6'4"	200	SO	Worthing, England	Surrey Scorchers/Worthing Thunder
4	Daivien Williamson	G	6'0"	180	GR	Winston-Salem, N.C.	Winston-Salem Prep (ETSU)
10	Jao Ituka	G	6'1"	195	SO	Gaithersburg, Md.	Gaithersburg (Marist)
11	Andrew Carr	F	6'10"	220	JR	West Chester, Pa.	West Chester East (Delaware)
13	Robert McCray	G	6'3"	185	SO	Columbia, S.C.	AC Flora
20	Davion Bradford	C	7'0"	260	JR	St. Louis, Mo.	Mehlville (Kansas State)
25	Zach Keller	F	6'10"	225	FR	Highlands Ranch, Co.	Thunderridge
30	Damari Monsanto	F	6'6"	200	R-JR	Pembroke Pines, Fla.	Western HS (ETSU)
33	Matthew Marsh	C	7'1"	250	SO	Cornwall, England	ASVEL/FC Barcelona
34	Bobi Klintman	F	6'9"	225	FR	Malmo, Sweden	Sunrise Christian Academy
40	RJ Kennah	G	6'5"	180	SO	Parker, Colo.	Kent Denver High School
45	Xiaolong Xu	G	6'0"	180	JR	Beijing, China	Concord Academy, Mass.
51	Kevin Dunn	G	6'2"	205	SO	Winston-Salem, N.C.	Choate Rosemary Hall
52	Grant van Beveren	F	6'6"	215	SR	Alpharetta, Ga.	Chattahoochee
55	Owen Kmety	F	6'6"	180	FR	Chicago, Ill.	La Lumiere HS

ALPHABETICAL ROSTER

No.	Name	Pos.	Ht.	Wt.	Yr.	Hometown	Previous School/High School
1	Tyree Appleby	G	6'0"	175	GR	Jacksonville, Ark.	Jacksonville (Florida)
20	Davion Bradford	C	7'0"	260	JR	St. Louis, Mo.	Mehlville (Kansas State)
11	Andrew Carr	F	6'10"	220	JR	West Chester, Pa.	West Chester East (Delaware)
51	Kevin Dunn	G	6'2"	205	SO	Winston-Salem, N.C.	Choate Rosemary Hall
2	Cameron Hildreth	G	6'4"	200	SO	Worthing, England	Surrey Scorchers/Worthing Thunder
10	Jao Ituka	G	6'1"	195	SO	Gaithersburg, Md.	Gaithersburg (Marist)
25	Zach Keller	F	6'10"	225	FR	Highlands Ranch, Co.	Thunderridge
40	RJ Kennah	G	6'5"	180	SO	Parker, Colo.	Kent Denver High School
34	Bobi Klintman	F	6'9"	225	FR	Malmo, Sweden	Sunrise Christian Academy
55	Owen Kmety	F	6'6"	180	FR	Chicago, Ill.	La Lumiere HS
33	Matthew Marsh	C	7'1"	250	SO	Cornwall, England	ASVEL/FC Barcelona
25	Robert McCray	G	6'3"	185	SO	Columbia, S.C.	AC Flora
30	Damari Monsanto	G	6'6"	200	R-JR	Pembroke Pines, Fla.	Western High School (ETSU)
23	Lucas Taylor	G	6'5"	195	SO	Wake Forest, N.C.	Heritage High School
52	Grant van Beveren	F	6'6"	215	SR	Alpharetta, Ga.	Chattahoochee
4	Daivien Williamson	G	6'0"	180	GR	Winston-Salem, N.C.	Winston-Salem Prep (ETSU)
45	Xiaolong Xu	G	6'0"	180	JR	Beijing, China	Concord Academy, Mass.

COACHING & SUPPORT STAFF

Head Coach	Steve Forbes	3rd Season/Southern Arkansas '88
Assistant Coach	B.J. McKie	3rd Season/South Carolina '99
Assistant Coach	Brooks Savage	3rd Season/Tennessee '08
Assistant Coach	Matt Woodley	3rd Season/Drake '00
Director of Basketball Operations	Frank Davis	3rd Season/Tennessee Tech '10
Director of Sports Performance	Mike Starke	3rd Season/Concordia College '13
Director of Player Development	Antanas Kavaliauskas	3rd Season/Texas A&M '07
Director of Player Relations	Mike Muse	1st Season/App State '85
Special Assistant to the Head Coach	Jason Shay	2nd Season/Iowa '95
Video Coordinator	Chris Forbes	3rd Season/East Tennessee St. '18
Graduate Manager	Isaiah Tisdale	2nd season/East Tennessee St. '20
Student Athlete Services	Jane Caldwell	25th Season/UNC Greensboro
Sports Medicine	Mark Armour	2nd Season/Southeastern Louisiana '07
Equipment	Tyler Shore	3rd Season/Western Carolina '08
Communications	Lucy Berres	3rd Season/Illinois State '16

THE LAST TIME WAKE FOREST...

WAKE INDIVIDUALS...

- Scored 30 points: Tyree Appleby (32) vs. Wisconsin (11/29/22)
- Scored 35 points: Alondes Williams (36) vs. VMI (12/14/21)
- Scored 40 points: Randolph Childress (40), vs. Duke (3/10/95) ACCT
- Two players with 20 points: Andrew Carr (21) & Cameron Hildreth (20), at Boston College (1/14/22)
- Two players with 25 points: Daivien Williamson (27) & Isaiah Mucius (27) at N. Carolina (1/20/21)
- Three players with 20 points: Cameron Hildreth (23), Andrew Carr (22) & Damari Monsanto (22), vs. Florida State (1/11/23)
- 20-point game off the bench: Damari Monsanto (22), at Rutgers (12/17/22)
- A player with back-to-back 30-point games: Alondes Williams, 36 vs. VMI (12/14/21); 34 vs. Charlotte (12/17/21)
- One player scored in double figures: at Virginia Tech (2/27/21)
- No players scored in double figures: at Georgia Tech (1/19/11)
- Five players scored in double figures: vs. Duke (12/20/22)
- All five starters scored in double figures: vs. Duke (12/20/22)
- Six players scored in double figures: vs. South Carolina State (11/23/22)
- Had 15 rebounds: Alondes William (15) vs. USC Upstate (12/11/21)
- Had 20 rebounds: Devin Thomas (21) at NC State (2/13/16)
- Had 25 rebounds: Dickie Hemric (36) vs. Clemson (2/4/55)
- Two players with 10 rebounds: Andrew Carr (11) & Cameron Hildreth (10) vs. Clemson (1/17/23)
- Two players with 15 rebounds: Devin Thomas (17) and Dinos Mitoglou (16) vs. UMBC (11/13/15)
- Double-Double: Andrew Carr (18 pts, 11 rebs) and Cameron Hildreth (17 points, 10 rebs) vs. Clemson (1/17/23)
- Two players had a double-double: Andrew Carr (28 pts, 11 rebs) and Cameron Hildreth (17 pts, 10 rebs) vs. Clemson (1/17/23)
- Three players had a double-double: Al-Farouq Aminu (13 pts, 12 rebs), James Johnson (14 pts, 14 rebs) & L.D. Williams (15 pts, 10 rebs) vs. Baylor (11/30/08)
- Double-Double with points and assists: Alondes Williams (17 pts, 11 assists) vs. NC State (3/2/22)
- Four Double-Doubles in a row: Doral Moore (4 games), Feb. 7-17, 2018
- Triple-Double: Cameron Hildreth (14 points, 11 rebounds, 10 assists) vs. Hampton (11/26/22)
- 20 points and 20 rebounds: Eric Williams (22 pts, 20 rebs) at Clemson (1/11/06)
- 10 assists: Cameron Hildreth (10) vs. Hampton (11/26/22)
- 5 Blocked Shots: Olivier Sarr (5), at Charlotte (11/17/19)
- 5 Steals: Tyree Appleby (5) vs. Clemson (1/17/23)
- Led WF in Points, Rebounds and Assists: Tyree Appleby vs. Loyola Marymount (11/20/22)
- Led WF in Points, Rebounds, Assists, Steals and Blocks: Jake LaRavia vs. Boston College (3/10/22)ACCT
- Hit a last second shot to win a game (1.0 or later): Andrew Carr, vs. App State (12/14/22), hit jumper with 0.0 seconds left in regulation in to win 67-66
- Played the entire game: Tyree Appleby, vs. Virginia (1/21/23)
- Played 40 or more minutes: Tyree Appleby, vs. Virginia (1/21/23)

WAKE TEAM...

- Won in Overtime: Nov. 15, 2022, Won 68-65 in OT vs. Utah Valley
- Lost in Overtime: Nov. 20, 2022, Lost 75-77 in OT vs Loyola Marymount
- Played Two Overtimes: Feb. 25, 2020, Won 113-101 in 2OT vs. Duke
- Played Three Overtimes: Dec. 20, 2003, Won 119-114 in 3OT at North Carolina
- Shot 70 percent for a Half: 77.8% (21-27), vs. South Carolina State (11/23/22), 2nd half
- Shot 60 percent in a Game: 67.9% (36-53) vs. South Carolina State (11/23/22)
- Shot less than 30 percent in a Game: 27.3% (15-55), at Virginia Tech (2/27/21)
- Shot 90 percent from the free throw line: 90.0% (9-10) vs. La Salle (11/18/22)
- Shot 50 percent from 3-point line: 53.8% (14-26) vs. Florida State (1/11/23)
- Shot less than 30 percent in a half: 24.1% (7-29) vs. Clemson (12/2/22) 2nd half
- Shot less than 20 percent in a half: 19.0% (4-21), at Georgia Tech (1/19/11)
- Shot 55 percent or better and lost: 56.4% (31-55) vs. Houston Baptist (11/23/18)
- Attempted 50 Fts: 50, vs. Duke (2/25/20)
- Made 30 Fts: 37 (of 50), vs. Duke (2/25/20)
- Made 10+ 3-pt FGs: 10, at Boston College (1/14/22)
- Failed to make a 3-pt FG: at NC State (2/20/10)
- Had 50 rebounds: 53, vs. Florida State (1/4/22)
- Had 25 assists: 28, at East Carolina (12/22/08)
- Had 15+ steals: 20, vs. Delaware State (11/25/20)
- Had 10 blocks: 10, at Charlotte (11/17/19)
- Scored 50 pts in a half: 53, vs. Hampton (11/26/22)
- Scored 60 pts in a half: 60, vs. NC State (3/2/22), 2nd half
- Scored 100 pts (ACC): 101, vs. NC State (3/2/22)
- Scored 100 pts (non-conf): 105, vs. South Carolina State (11/23/22)
- Scored under 20 pts in 1st half: 15, Clemson (2/24/21)
- Scored under 20 pts in 2nd half: 19, at Clemson (2/3/19)
- Scored under 50 pts in a game: 46, at Virginia Tech (2/27/21)
- Never trailed: at Boston College (1/14/22)

THE LAST TIME AN OPPONENT...

OPPONENT INDIVIDUALS...

- Scored 30 points: KJ Williams (35), vs. LSU (12/10/22)
- Scored 35 points: KJ Williams (35), vs. LSU (12/10/22)
- Scored 40 points: J.R. Reynolds (40), at Virginia (1/21/07)
- Two players with 20 points: RJ Davis (27) and Armando Bacot (21), at North Carolina (1/4/23)
- Two players with 25 points: Cole Anthony (28) and Garrison Brooks (25), at North Carolina (3/3/20)
- Three players with 20 points: Martinas Geben (22), Matt Farrell (21) & TJ Gibbs (20), Notre Dame (2/24/18)
- 20-point game off the bench: Chance Stephens (23), vs. Loyola Marymount (11/20/22)
- One player scored in double figures: vs. La Salle (11/18/22)
- No players scored in double figures: at Richmond (12/22/05)
- Five players scored in double figures: at Rutgers (12/17/22)
- All five starters scored in double figures: at Clemson (12/2/22)
- Six players scored in double figures: vs. South Carolina State (11/23/22)
- Had 15 rebounds: Aziz Bandaogo (17), Utah Valley (11/15/22)
- Had 20 rebounds: Horace Grant (20), at Clemson (2/18/87)
- Had 25 rebounds: Len Elmore (26), at Maryland (2/27/74)
- Two players with 10 rebounds: Aamir Sims (10) & Hunter Tyson (10), Clemson (2/24/21)
- Double-Double: Armaan Franklin (25 pts, 10 rebs), vs. Virginia (1/21/23)
- Two players had a double-double: Samuel Williamson (15 pts, 11 rebs) & Carlk Jones (23 pts, 10 rebs), Louisville (1/13/21)
- Three players had a double-double: Raymond Felton (22 pts, 11 assts), Sean May (15 pts, 11 rebs) & Jawad Williams (17 pts, 12 rebs), at North Carolina (12/20/03)
- Double-Double with points and assists: Prentiss Hubb (10 pts, 10 assts), at Notre Dame (2/2/21)
- Triple-Double: Tu Holloway (14 pts, 10 rebs, 14 assts), at Xavier (12/18/10)
- 20 points and 20 rebounds: Horace Grant (33 pts, 20 rebs), at Clemson (2/18/87)
- 10 assists: Prentiss Hubb (10), at Notre Dame (2/2/21)
- 5 Blocked Shots: Mike Watkins (5), at Penn State (12/4/19)
- 5 Steals: Xavier Pinson (7) vs. LSU (11/27/21)
- Led Opponent in Points, Rebounds and Assists: Jahmir Young vs. Charlotte (12/17/21)
- Hit a last second shot to win a game: Mark Williams, at Duke (2/15/22), put back dunk with 0.4 seconds left to win 76-74

OPPONENT TEAM...

- Shot 70 percent for a Half: 70.0% (14-20), at Clemson (12/2/22)
- Shot 60 percent in a Game: 61.5 (32-52), at Miami (1/1/22)
- Shot less than 30 percent in a Game: 24.2 (15-62), vs. Florida State (1/4/22)
- Shot 90 percent from the free throw line: 92.9% (13-14), vs. Clemson (1/17/23)
- Shot 50 percent from 3-point line: 52.6 (10-19), at Syracuse (1/29/22)
- Shot less than 30 percent in a half: 29.2% (7-24) vs. Hampton (11/26/22)
- Shot less than 20 percent in a half: 16.7% (4-24), Pitt (2/22/17), 2nd half
- Shot 55 percent or better and lost: 60.0% (24-40), Richmond (12/22/06)
- Attempted 50 Fts: 50, Boston College (2/8/06)
- Made 30 Fts: 31 (of 34), Duke (2/25/20)
- Made 10 3-pt FGs: 15, vs. Virginia (1/21/23)
- Failed to make a 3-pt FG: Virginia (1/31/04)
- Had 50 rebounds: 53, Utah Valley (11/15/22)
- Had 25 assists: 27, at Maryland (2/5/11)
- Had 15 steals: 15, at Florida State (2/5/22)
- Had 10 blocks: 10, at Virginia Tech (2/27/21)
- Scored 50 pts in a half: 51 at North Carolina (1/4/23), 2nd half
- Scored 60 pts in a half: 62, Virginia Tech (3/8/17), 2nd half ACCT
- Scored 70 pts in a half: 74, at NC State (3/5/83), 2nd half
- Scored 100 pts (ACC): 101, Duke (2/25/20)
- Scored 100 pts (non-conf): 111, West Virginia (3/19/05) NCAA
- Scored under 20 pts in 1st half: 18, vs USC Upstate (12/11/21)
- Scored under 20 pts in 2nd half: 17, at East Carolina (12/22/08)
- Scored under 50 pts in a game: 44, Clemson (2/1/20)

BY THE NUMBERS

3

With Cameron Hildreth's triple-double against Hampton this season and Alondes Williams triple-double against USC Upstate last season, Wake Forest is one of just three ACC schools ever to record a triple-double in back-to-back seasons.

8

Graduate guard Daivien Williamson is eight points away from reaching 1,500 career points.

9

Sophomore guard Cameron Hildreth has increased his scoring average by nine points, from 4.0 ppg in his first season to 13.3 ppg this season for the Demon Deacons.

14

Sophomore big man Matthew Marsh has increased his minutes per game from his freshman to sophomore campaigns by 14, recording just 6.0 minutes per game in 2021-22 to 20.0 minutes per game this season.

73.2

Coach Forbes holds a career win percentage of 73.2 over 7 seasons as a Division I head coach, 6 of those 7 seasons were winning-record seasons.

ON THIS DAY...

JAN.
25

THE RECORD:

5-12

THE STREAK:

W1

LAST TIME:

W, 65-58, Notre Dame,
2014

TOTAL GAMES

Year	Score	Opponent	Place
1922	L, 10-31	Duke	Durham, N.C.
1924	L, 22-26	Duke	Durham, N.C.
1930	L, 18-49	North Carolina	Chapel Hill, N.C.
1947	L, 48-65	NC State	Raleigh, N.C.
1973	W, 93-79	William & Mary	Winston Salem, N.C.
1975	L, 80-106	NC State	Raleigh, N.C.
1979	L, 69-76	North Carolina	Chapel Hill, N.C.
1984	L, 63-100	North Carolina	Chapel Hill, N.C.
1986	L, 43-46	Clemson	Winston-Salem, N.C.
1989	L, 74-88	North Carolina	Greenboro, N.C.
1992	L, 68-84	Duke	Durham, N.C.
1995	W, 71-70	Virginia	Charlottesville, Va.
1997	W, 61-58	Florida State	Winston-Salem, N.C.
1998	W, 74-65	Missouri	Winston-Salem, N.C.
2004	L, 70-75	Florida State	Tallahassee, Fla.
2012	L, 52-75	Florida State	Winston-Salem, N.C.
2014	W, 65-58	Notre Dame	Winston-Salem, N.C.

2022-23 ACC STANDINGS

AS OF JAN. 23

SCHOOL	ACC RECORD	OVERALL RECORD	STREAK
Clemson	8-1	16-4	W1
Virginia	7-2	15-3	W5
Miami	6-3	15-4	L1
Wake Forest	6-3	14-6	L1
North Carolina	6-3	14-6	W3
Pitt	6-3	13-7	L1
Syracuse	6-3	13-7	W1
Duke	5-3	14-5	W1
NC State	5-4	15-5	L1
Florida State	5-4	7-13	W2
Boston College	3-6	9-11	W1
Virginia Tech	1-7	11-8	L7
Notre Dame	1-8	9-11	L3
Georgia Tech	1-8	8-11	L5
Louisville	0-8	2-17	L8

NATIONAL RANKINGS

AS OF JAN. 23

ASSOCIATED PRESS

1 Purdue (39)	19-1	1527
2 Alabama (23)	17-2	1511
3 Houston	18-2	1333
4 Tennessee	16-3	1298
5 Kansas St.	17-2	1254
6 Arizona	17-3	1195
7 Virginia	15-3	1160
8 UCLA	17-3	1155
9 Kansas	16-3	1117
10 Texas	16-3	980
11 TCU	15-4	875
12 Iowa State	14-4	817
13 Xavier	16-4	807
14 Gonzaga	17-4	784
15 Auburn	16-3	699
16 Marquette	16-5	600
17 Baylor	14-5	497
18 Charleston	21-2	445
19 UConn	16-5	372
20 Miami	15-4	328
21 FAU	19-1	271
22 St. Mary's	18-4	254
23 Providence	15-5	194
24 Clemson	16-4	169
25 New Mexico	18-2	156

SEASON RECORDS

Season Scoring Leaders

Rk.	Player	Points	Year
1.	Len Chappell	932	1961-62
2.	Dickie Hemric	746	1954-55
3.	Len Chappell	745	1960-61
4.	Charlie Davis	690	1970-71
5.	Dickie Hemric	680	1953-54
6.	Charlie Davis	664	1969-70
7.	Alondes Williams	649	2021-22
8.	Tim Duncan	645	1996-97
	Bob Leonard	645	1964-65
10.	Randolph Childress	644	1994-95
11.	Rodney Rogers	636	1992-93
12.	John Collins	632	2016-17

Season Rebound Leaders

Rk.	Player	Rebounds	Year
1.	Dickie Hemric	515	1954-55
2.	Len Chappell	470	1961-62
3.	Tim Duncan	457	1996-97
4.	Dickie Hemric	447	1951-52
5.	Dickie Hemric	424	1953-54
6.	Dickie Hemric	416	1952-33
7.	Tim Duncan	401	1994-95
8.	Tim Duncan	395	1995-96
9.	Len Chappell	393	1960-61
10.	Ronny Watts	352	1964-65

Receiving votes: Duke 102, Indiana 61, San Diego State 57, Rutgers 31, Kent State 24, North Carolina 12, Michigan State 10, Creighton 9, Illinois 9, Arkansas 9, Missouri 8, Wisconsin 6, NC State 4, Kentucky 3, VCU 2, Boise State 2, Memphis 1, Wake Forest 1, Oral Roberts 1.

USA TODAY COACHES

1	Purdue (24)	19-1	792
2	Alabama (8)	17-2	771
3	Houston	18-2	684
4	Tennessee	16-3	648
5	Kansas State	17-2	636
6	Virginia	15-3	623
7	UCLA	17-3	584
8	Arizona	17-3	574
9	Kansas	16-3	568
10	Texas	16-3	493
11	TCU	15-4	446
12	Xavier	16-4	441
13	Iowa State	14-4	405
14	Gonzaga	17-4	366
15	Marquette	16-5	306
16	Auburn	16-3	290
17	Baylor	14-5	256
18	Charleston	21-1	203
19	Miami	15-4	201
20	Connecticut	16-5	191
21	Providence	15-5	155
22	Saint Mary's	18-4	139
23	Clemson	16-4	129
24	FAU	19-1	104
25	Duke	14-5	71

Receiving Votes: Indiana 47; New Mexico 46; Rutgers 39; Illinois 37; San Diego St. 33; Michigan St. 21; Kentucky 19; Wisconsin 17; NC State 13; Kent St. 13; North Carolina 9; Texas A&M 8; Missouri 8; Creighton 5; Seattle 4; Wake Forest 2; Oral Roberts 2; UC Santa Barbara 1.

GAME-BY-GAME STARTERS

Game	GUARD	GUARD	GUARD	FORWARD	FORWARD	6TH	FIRST POINTS
<u>Fairfield</u>	APPLEBY	WILLIAMSON	TAYLOR	CARR	BRADFORD	KELLER	CARR
<u>Georgia</u>	APPLEBY	WILLIAMSON	TAYLOR	CARR	BRADFORD	MONSANTO	CARR
<u>Utah Valley</u>	APPLEBY	WILLIAMSON	TAYLOR	CARR	BRADFORD	HILDRETH	HILDRETH
<u>La Salle</u>	APPLEBY	WILLIAMSON	TAYLOR	CARR	BRADFORD	HILDRETH	CARR
<u>LMU</u>	APPLEBY	WILLIAMSON	HILDRETH	CARR	KELELR	MONSANTO	APPLEBY
<u>SC State</u>	APPLEBY	HILDRETH	MONSANTO	CARR	KELELR	MARSH	MONSANTO
<u>Hampton</u>	APPLEBY	HILDRETH	MONSANTO	CARR	KELLER	BRADFORD	HILDRETH
<u>at Wisconsin</u>	APPLEBY	HILDRETH	MONSANTO	CARR	KELLER	MARSH	MONSANTO
<u>at Clemson</u>	APPLEBY	HILDRETH	MONSANTO	CARR	KELLER	MARSH	APPLEBY
<u>LSU</u>	APPLEBY	HILDRETH	MONSANTO	CARR	KELLER	WILLIAMSON	APPLEBY
<u>App State</u>	APPLEBY	WILLIAMSON	HILDRETH	CARR	MARSH	BRADFORD	APPLEBY
<u>at Rutgers</u>	APPLEBY	WILLIAMSON	HILDRETH	CARR	MARSH	MONSANTO	HILDRETH
<u>Duke</u>	APPLEBY	HILDRETH	MONSANTO	CARR	MARSH	WILLIAMSON	MARSH
<u>Virginia Tech</u>	APPLEBY	HILDRETH	MONSANTO	CARR	MARSH	WILLIAMSON	CARR
<u>at North Carolina</u>	APPLEBY	HILDRETH	MONSANTO	CARR	MARSH	WILLIAMSON	APPLEBY
<u>at Louisville</u>	APPLEBY	HILDRETH	MONSANTO	CARR	MARSH	WILLIAMSON	MARSH
<u>Florida State</u>	APPLEBY	HILDRETH	MONSANTO	CARR	MARSH	WILLIAMSON	MONSANTO
<u>at Boston College</u>	APPLEBY	HILDRETH	MONSANTO	CARR	MARSH	WILLIAMSON	CARR
<u>Clemson</u>	APPLEBY	HILDRETH	MONSANTO	CARR	MARSH	WILLIAMSON	CARR
<u>Virginia</u>	APPLEBY	HILDRETH	MONSANTO	CARR	MARSH	BRADFORD	APPLEBY
<u>at Pitt</u>							
<u>NC State</u>							
<u>at Duke</u>							
<u>at Notre Dame</u>							
<u>North Carolina</u>							
<u>Georgia Tech</u>							
<u>at Miami</u>							
<u>at NC State</u>							
<u>Notre Dame</u>							
<u>Boston College</u>							
<u>at Syracuse</u>							

GAME-BY-GAME LEADERS

Game	Points	Rebounds	Assists
Fairfield	14 (Carr/Williamson/Hildreth)	6 (Klintman)	3 (Hildreth/Appleby)
Georgia	24 (Williamson)	11 (Hildreth)	6 (Appleby)
Utah Valley	23 (Appleby)	14 (Carr)	6 (Appleby)
La Salle	23 (Appleby)	6 (Williamson/Carr)	4 (Hildreth/Appleby)
LMU	19 (Appleby)	8 (Carr/Appleby)	8 (Appleby)
South Carolina State	19 (Hildreth)	10 (Klintman)	9 (Appleby)
Hampton	20 (Monsanto)	11 (Hildreth)	10 (Hildreth)
at Wisconsin	32 (Appleby)	9 (Marsh)	5 (Appleby)
at Clemson	12 (Williamson)	6 (Carr/Hildreth)	5 (Appleby)
LSU	26 (Appleby)	11 (Marsh)	6 (Appleby)
App State	20 (Carr)	6 (Hildreth, Marsh, Klintman)	4 (Appleby)
at Rutgers	22 (Monsanto)	5 (Klintman/Carr)	3 (Carr)
Duke	18 (Appleby)	9 (Hildreth)	8 (Appleby)
Virginia Tech	24 (Appleby)	8 (Hildreth)	7 (Appleby)
at North Carolina	18 (Monsanto)	9 (Carr)	9 (Appleby)
at Louisville	21 (Monsanto)	8 (Hildreth/Marsh)	8 (Appleby)
Florida State	23 (Hildreth)	6 (Hildreth)	8 (Appleby)
at Boston College	21 (Carr)	13 (Carr)	7 (Appleby)
Clemson	24 (Appleby)	11 (Carr)	7 (Appleby)
Virginia	25 (Monsanto)	10 (Carr)	5 (Appleby)
at Pitt			
NC State			
at Duke			
at Notre Dame			
North Carolina			
Georgia Tech			
at Miami			
at NC State			
Notre Dame			
Boston College			
at Syracuse			

MEDIA INFORMATION

Team Credentials: Outside of players and coaches, team credential lists can be emailed directly to Lucy Berres (berresl@wfu.edu). Please identify individuals who need parking as well as photographers/videographers. Credentials will be at the scorers table during your shootaround unless otherwise coordinated.

Media Credentials: Please direct your media to email Milita Godette on the Wake Forest Communications staff (godettem@wfu.edu) to request game credentials and parking. You may also submit your media list to Lucy Berres along with the team credential list if you prefer.

Game Notes: Limited copies will be printed for TV and radio crews. Digital files can be found at GoDeacs.com/mbbmediacenter

Parking: Media parking is located in the McCreary Tower lot, a short walk across the street from LJVM. You will receive a digital parking pass via email prior to the game. The entrance to the McCreary Tower Lot is located off Deacon Blvd. on the left side after passing LJVM. Visiting team personnel parking can be made available in the Operations lot directly behind LJVM if necessary.

Media Will Call / Entrance: Media members must pick up credentials and enter the arena at the West Lobby Will Call window. Media Will Call opens 90 minutes prior to the scheduled start time.

Media Seating: Media seating at LJVM is located in section 113/114 behind the home team basket. Seats will not be assigned in the media seating area. Power and wifi will be provided.

Photo/Video Locations: Photo/Video locations are located on the baseline opposite the team benches (closest to courtside seating side-line) with limited space available on the bench-side of the basket. The LED tables on the benchside of the baseline CANNOT be blocked during the game. There will be no assigned spots for photo/video on the baselines. Photographers and videographers CANNOT shoot behind team benches or scorers table.

Photographers and videographers may set up workstations in the press room through the visiting team tunnel on the right hand side.

Visiting Radio: The visiting team receives three seats for its radio crew at the scorer's table immediately adjacent to the visiting team bench. There is a fourth seat at the radio location that can be used by an SID or administrator.

TV Announce Location: Top of section 118 in the lower bowl.

SID Seat Location: If the SID does not keep the visiting team scorebook, the SID will be seated at the visiting radio's location (there are four seats). There will also be two seats on the visiting team's baseline for team photo/video.

PA Announcer: Jeffrey Griffin; **Official Scorer:** Gary Strickland; **Official Stats:** David Kivett, Cameron Goodman, Lori Hall.

Official Stats: Wake Forest uses NCAA LiveStats.

The official stats crew is located at the scorer's table two seats down from the official scorer. Stat sheets (maximum of 6) can be picked up by the visiting team at each media timeout. Managers or SIDs may pick up a couple box scores at halftime and/or after the game if requested. Otherwise, we will deliver 10 copies of the final stat books to both locker rooms after the game.

Live game stats are available at wakeforest.statbroadcast.com.

Postgame Interviews: Wake Forest will return to in-person postgame interviews for head coach Steve Forbes and players in the press room. Visiting teams will have the option to do an in-person interview in the press room or utilize a different room for a virtual press conference of their own. Please let Lucy Berres know in advance of your preferred postgame format so we can make the room accommodations. Please also provide links for virtual press conferences.

Meals: A pregame meal voucher will be provided to credentialed media and school officials in the press room and can be redeemed at Concessions. Media members are asked to eat in the press room but if it is taken to your seat in the media section that is acceptable.

Internet Access: Visiting team personnel and media can connect to the Wake Forest media wireless network with the login provided in the press room. A member of the Wake Forest IT department will also be on hand on game day to assist with any connectivity issues.

2022-23 TEAM GAME-BY-GAME

Opponent	Date	Score	W	Total		3-Pointers		Free throws		Rebounds										
				FG-FGA	PCT	3FG-3FGA	PCT	FT-FTA	PCT	OFF	DEF	TOT	AVG	PF	A	TO	BLK	STL	PTS	AVG
Fairfield	11/07/2022	71-59	W	18-46	.391	6-22	.273	29-39	.744	8	31	39	39.0	20	10	10	1	9	71	71.0
Georgia	11/11/2022	81-71	W	27-53	.509	9-26	.346	18-26	.692	8	31	39	39.0	18	16	16	3	7	81	76.0
Utah Valley	11/15/2022	68-65	Wot	21-65	.323	8-23	.348	18-21	.857	11	32	43	40.3	14	11	11	1	4	68	73.3
vs La Salle	11/18/2022	75-63	W	29-65	.446	8-27	.296	9-10	.900	9	26	35	39.0	16	12	10	4	8	75	73.8
vs LMU (CA)	11/20/2022	75-77	Lot	28-60	.467	7-23	.304	12-19	.632	9	29	38	38.8	15	14	18	2	6	75	74.0
South Carolina St.	11/23/2022	105-74	W	36-53	.679	9-17	.529	24-31	.774	6	34	40	39.0	17	23	16	9	7	105	79.2
Hampton	11/26/2022	97-70	W	38-70	.543	15-30	.500	6-7	.857	11	27	38	38.9	16	19	11	4	10	97	81.7
at Wisconsin	11/29/2022	78-75	W	29-54	.537	8-24	.333	12-16	.750	9	24	33	38.1	20	8	15	2	3	78	81.3
at Clemson	12/02/2022	57-77	L	20-59	.339	8-28	.286	9-14	.643	5	19	24	36.6	17	8	11	1	9	57	78.6
vs LSU	12/10/2022	70-72	L	28-55	.509	5-24	.208	9-13	.692	8	29	37	36.6	15	11	15	1	5	70	77.7
App State	12/14/2022	67-66	W	25-60	.417	7-17	.412	10-13	.769	12	21	33	36.3	8	11	11	1	9	67	76.7
at Rutgers	12/17/2022	57-81	L	20-50	.400	11-26	.423	6-9	.667	8	17	25	35.3	17	9	22	1	6	57	75.1
Duke	12/20/2022	81-70	W	26-53	.491	7-19	.368	22-26	.846	9	28	37	35.5	14	13	15	3	5	81	75.5
Virginia Tech	12/31/2022	77-75	W	23-63	.365	11-28	.393	20-26	.769	14	24	38	35.6	16	12	7	2	5	77	75.6
at North Carolina	01/04/2023	79-88	L	28-57	.491	10-21	.476	13-20	.650	10	23	33	35.5	18	16	15	0	7	79	75.9
at Louisville	01/07/2023	80-72	W	29-55	.527	13-32	.406	9-14	.643	8	23	31	35.2	21	14	11	1	3	80	76.1
Florida St.	01/11/2023	90-75	W	30-54	.556	14-26	.538	16-21	.762	4	19	23	34.5	16	15	12	3	10	90	76.9
at Boston College	01/14/2023	85-63	W	34-65	.523	10-26	.385	7-13	.538	10	27	37	34.6	14	16	8	1	10	85	77.4
Clemson	01/17/2023	87-77	W	28-61	.459	9-26	.346	22-33	.667	11	28	39	34.8	18	13	6	3	7	87	77.9
Virginia	01/21/2023	67-76	L	20-51	.392	9-27	.333	18-22	.818	6	26	32	34.7	18	9	9	4	3	67	77.4
Total		1547		537-1149	.467	184-492	.374	289-393	.735	176	518	694	34.7	328	260	249	47	133	1547	77.4
Opponents		1446		515-1177	.438	175-521	.336	241-338	.713	181	491	672	33.6	374	252	268	66	136	1446	72.3

Wake Forest Averages

Games Played	Points/game	FG Pct	3FG Pct	FT Pct	Rebounds/game	Assists/game	Turnovers/game	Assist/Turnover ratio	Steals/game	Blocks/game
20	77.4	46.7	37.4	73.5	34.7	13.0	12.5	1.0	6.7	2.4

2022-23 OPPONENT GAME-BY-GAME

Opponent	Date	Score		Total		3-Pointers		Free throws		Rebounds										
				FG-FGA	PCT	3FG-3FGA	PCT	FT-FTA	PCT	OFF	DEF	TOT	AVG	PF	A	TO	BLK	STL	PTS	AVG
Fairfield	11/07/2022	71-59	W	21-55	.382	8-29	.276	9-17	.529	7	26	33	33.0	29	7	13	4	4	59	59.0
Georgia	11/11/2022	81-71	W	26-62	.419	8-27	.296	11-19	.579	10	24	34	33.5	21	10	15	2	9	71	65.0
Utah Valley	11/15/2022	68-65	Wot	25-75	.333	4-31	.129	11-12	.917	18	35	53	40.0	19	9	11	6	6	65	65.0
vs La Salle	11/18/2022	75-63	W	21-53	.396	11-26	.423	10-16	.625	6	27	33	38.3	16	13	16	4	2	63	64.5
vs LMU (CA)	11/20/2022	75-77	Lot	26-60	.433	13-34	.382	12-17	.706	8	26	34	37.4	22	6	18	3	10	77	67.0
South Carolina St.	11/23/2022	105-74	W	31-79	.392	4-24	.167	8-14	.571	18	15	33	36.7	24	11	11	4	11	74	68.2
Hampton	11/26/2022	97-70	W	20-52	.385	13-30	.433	17-23	.739	8	21	29	35.6	11	12	17	3	8	70	68.4
at Wisconsin	11/29/2022	78-75	W	24-56	.429	12-28	.429	15-18	.833	6	17	23	34.0	18	14	12	1	7	75	69.3
at Clemson	12/02/2022	57-77	L	22-43	.512	9-22	.409	24-25	.960	2	36	38	34.4	16	15	19	2	5	77	70.1
vs LSU	12/10/2022	70-72	L	28-64	.438	10-26	.385	6-15	.400	9	21	30	34.0	15	17	7	1	9	72	70.3
App State	12/14/2022	67-66	W	29-55	.527	5-15	.333	3-7	.429	7	24	31	33.7	14	9	14	6	7	66	69.9
at Rutgers	12/17/2022	57-81	L	31-53	.585	6-19	.316	13-19	.684	8	24	32	33.6	14	18	16	4	14	81	70.8
Duke	12/20/2022	81-70	W	26-59	.441	8-27	.296	10-14	.714	7	22	29	33.2	19	14	13	2	9	70	70.8
Virginia Tech	12/31/2022	77-75	W	27-59	.458	6-21	.286	15-19	.789	9	30	39	33.6	24	14	13	4	5	75	71.1
at North Carolina	01/04/2023	79-88	L	30-58	.517	9-24	.375	19-24	.792	7	21	28	33.3	18	12	9	5	9	88	72.2
at Louisville	01/07/2023	80-72	W	26-59	.441	9-28	.321	11-20	.550	15	21	36	33.4	16	9	14	1	5	72	72.2
Florida St.	01/11/2023	90-75	W	29-54	.537	8-21	.381	9-14	.643	7	23	30	33.2	15	15	17	4	6	75	72.4
at Boston College	01/14/2023	85-63	W	21-55	.382	9-28	.321	12-14	.857	9	23	32	33.2	17	15	15	3	4	63	71.8
Clemson	01/17/2023	87-77	W	28-66	.424	8-27	.296	13-14	.929	10	27	37	33.4	26	13	11	2	4	77	72.1
Virginia	01/21/2023	67-76	L	24-60	.400	15-34	.441	13-17	.765	10	28	38	33.6	20	19	7	5	2	76	72.3
Total		1446		515-1177	.438	175-521	.336	241-338	.713	181	491	672	33.6	374	252	268	66	136	1446	72.3
Wake Forest		1547		537-1149	.467	184-492	.374	289-393	.735	176	518	694	34.7	328	260	249	47	133	1547	77.4

Opponents Averages

Games Played	Points/game	FG Pct	3FG Pct	FT Pct	Rebounds/game	Assists/game	Turnovers/game	Assist/Turnover ratio	Steals/game	Blocks/game
20	72.3	43.8	33.6	71.3	33.6	12.6	13.4	0.9	6.8	3.3

GAME-BY-GAME P-R-A

Opponent	Date	Score		0	1	2	4	10	11	20	25	30	33	34
				TAYLOR, LUC	APPLEBY, TY	HILDRETH, C	WILLIAMSON	ITUKA, JAO	CARR, ANDRE	BRADFORD, D	KELLER, ZAC	MONSANTO, D	MARSH, MATT	KLINTMAN, B
Fairfield	11/07/2022	71-59	W	3-4-0	8-4-3	14-3-3	14-1-2	DNP	14-5-1	3-4-1	4-0-0	0-3-0	0-1-0	11-6-0
Georgia	11/11/2022	81-71	W	0-1-1	22-6-6	8-11-2	24-4-4	DNP	9-3-2	11-4-0	0-2-0	0-1-0	DNP	7-1-1
Utah Valley	11/15/2022	68-65	Wot	0-1-0	23-7-6	9-6-3	10-3-0	DNP	15-14-1	3-1-0	0-1-0	6-2-0	2-1-1	0-4-0
vs La Salle	11/18/2022	75-63	W	0-0-0	23-3-4	9-3-4	6-6-1	DNP	10-6-1	0-1-0	11-4-0	14-5-0	DNP	2-5-2
vs LMU (CA)	11/20/2022	75-77	Lot	DNP	19-8-8	10-4-3	7-1-1	DNP	10-8-1	DNP	2-4-0	9-1-0	14-6-0	4-3-1
South Carolina St.	11/23/2022	105-74	W	5-2-3	13-2-9	19-8-2	DNP	10-1-3	9-1-2	4-3-0	0-1-0	16-5-1	10-3-0	15-10-1
Hampton	11/26/2022	97-70	W	0-0-0	17-1-3	14-11-10	DNP	5-4-1	17-3-3	6-1-0	5-1-1	20-4-0	DNP	9-5-1
at Wisconsin	11/29/2022	78-75	W	DNP	32-4-5	15-7-2	3-0-0	DNP	3-3-0	2-1-0	2-3-0	13-2-0	8-9-0	0-1-1
at Clemson	12/02/2022	57-77	L	DNP	8-1-5	11-6-0	12-0-0	0-0-0	4-6-0	2-1-0	4-1-1	8-3-1	5-2-0	3-2-1
vs LSU	12/10/2022	70-72	L	DNP	26-1-6	12-8-4	4-1-0	2-2-0	5-2-0	0-2-0	0-2-0	6-1-1	13-11-0	2-3-0
App State	12/14/2022	67-66	W	0-0-1	15-1-4	10-6-3	12-4-0	1-0-1	20-5-2	2-2-0	DNP	DNP	5-6-0	2-6-0
at Rutgers	12/17/2022	57-81	L	DNP	10-0-2	13-3-1	3-2-0	0-0-0	5-5-3	0-1-1	0-0-0	22-3-0	4-4-0	0-5-2
Duke	12/20/2022	81-70	W	DNP	18-4-8	16-9-1	7-0-1	DNP	10-7-1	4-3-0	DNP	13-5-2	10-5-0	3-2-0
Virginia Tech	12/31/2022	77-75	W	DNP	24-1-7	8-8-4	12-3-0	DNP	14-7-1	0-1-0	DNP	9-3-0	8-7-0	2-5-0
at North Carolina	01/04/2023	79-88	L	DNP	16-4-9	2-1-1	12-2-0	DNP	16-9-5	4-0-0	DNP	17-7-1	6-3-0	6-3-0
at Louisville	01/07/2023	80-72	W	DNP	13-4-8	19-8-2	13-2-2	DNP	5-2-1	0-2-0	DNP	21-4-0	6-8-0	3-0-1
Florida St.	01/11/2023	90-75	W	DNP	16-2-8	23-6-4	4-0-0	DNP	22-4-1	0-1-0	0-0-0	22-4-2	0-2-0	3-1-0
at Boston College	01/14/2023	85-63	W	DNP	17-3-7	20-2-6	3-1-1	DNP	21-13-0	8-3-0	DNP	3-5-1	4-4-0	9-4-1
Clemson	01/17/2023	87-77	W	DNP	24-3-7	17-10-1	6-1-1	DNP	18-11-3	3-5-0	DNP	17-3-1	2-1-0	0-3-0
Virginia	01/21/2023	67-76	L	DNP	13-2-5	16-7-2	0-0-0	DNP	7-10-2	0-0-0	DNP	25-3-0	4-4-0	2-0-0

Opponent	Date	Score		40	45	51	52	55
				KENNAH, RJ	XU, XIAOLON	DUNN, KEVIN	VAN BEVERE	KMETY, OWEN
Fairfield	11/07/2022	71-59	W	DNP	DNP	DNP	DNP	DNP
Georgia	11/11/2022	81-71	W	DNP	DNP	DNP	DNP	DNP
Utah Valley	11/15/2022	68-65	Wot	DNP	DNP	DNP	DNP	DNP
vs La Salle	11/18/2022	75-63	W	DNP	DNP	DNP	DNP	DNP
vs LMU (CA)	11/20/2022	75-77	Lot	DNP	DNP	DNP	DNP	DNP
South Carolina St.	11/23/2022	105-74	W	0-0-1	0-0-0	0-1-1	4-1-0	0-0-0
Hampton	11/26/2022	97-70	W	2-1-0	0-1-0	0-0-0	2-1-0	0-0-0
at Wisconsin	11/29/2022	78-75	W	DNP	DNP	DNP	DNP	DNP
at Clemson	12/02/2022	57-77	L	DNP	DNP	DNP	DNP	DNP
vs LSU	12/10/2022	70-72	L	DNP	DNP	DNP	DNP	DNP
App State	12/14/2022	67-66	W	DNP	DNP	DNP	DNP	DNP
at Rutgers	12/17/2022	57-81	L	DNP	DNP	DNP	DNP	DNP
Duke	12/20/2022	81-70	W	DNP	DNP	DNP	DNP	DNP
Virginia Tech	12/31/2022	77-75	W	DNP	DNP	DNP	DNP	DNP
at North Carolina	01/04/2023	79-88	L	DNP	DNP	DNP	DNP	DNP
at Louisville	01/07/2023	80-72	W	DNP	DNP	DNP	DNP	DNP
Florida St.	01/11/2023	90-75	W	DNP	DNP	DNP	DNP	DNP
at Boston College	01/14/2023	85-63	W	0-0-0	0-0-0	0-0-0	0-1-0	0-0-0
Clemson	01/17/2023	87-77	W	DNP	DNP	DNP	DNP	DNP
Virginia	01/21/2023	67-76	L	DNP	DNP	DNP	DNP	DNP



LUCAS TAYLOR

SOPHOMORE / 6-5 / 200 / G / RALEIGH, N.C.

1.1 PPG | 1.1 RPG | 0.3 BPG | 9.8 MPG

SEASON/CAREER HIGHS

POINTS
 Career: 5, vs. South Carolina State (11/23/22)
 Season: 5, vs. South Carolina State (11/23/22)

REBOUNDS
 Career: 4, vs. Fairfield (11/7/22)
 Season: 4, vs. Fairfield (11/7/22)

FIELD GOALS
 Career: 2, vs. South Carolina State (11/23/22)
 Season: 2, vs. South Carolina State (11/23/22)

FIELD GOAL ATTEMPTS
 Career: 4, vs. South Carolina State (11/23/22)
 Season: 4, vs. South Carolina State (11/23/22)

3-POINTERS
 Career: 1, twice, last vs. South Carolina State (11/23/22)
 Season: 1, twice, last vs. South Carolina State (11/23/22)

3-POINT ATTEMPTS
 Career: 2, twice, last vs. Fairfield (11/7/22)
 Season: 2, twice, last vs. Georgia (11/11/22)

FREE THROWS
 Career: 1, vs. USC Upstate (12/11/21)
 Season: N/A

FREE THROW ATTEMPTS
 Career: 2, vs. USC Upstate (12/11/21)
 Season: N/A

ASSISTS
 Career: 3, vs. South Carolina State (11/23/22)
 Season: 3, vs. South Carolina State (11/23/22)

TURNOVERS
 Career: 2, 3x - last vs. Hampton (11/26/22)
 Season: 2, vs. Hampton (11/26/22)

BLOCKS
 Career: 2, vs. South Carolina State (11/23/22)
 Season: 2, vs. South Carolina State (11/23/22)

STEALS
 Career: 2, vs. NC A&T (11/20/21)
 Season: 1, vs. Fairfield (11/7/22)

MINUTES
 Career: 18, vs. Fairfield (11/7/22)
 Season: 18, vs. Fairfield (11/7/22)

2022-23 GAME-BY-GAME STATS

#0 TAYLOR, Lucas

Opponent	Date	GS	MIN	Total		3-Pointers		Free throws		Rebounds				PF	A	TO	BLK	STL	PTS	AVG
				FG-FGA	PCT	3FG-3FGA	PCT	FT-FTA	PCT	OFF	DEF	TOT	AVG							
Fairfield	11/07/2022	*	17:49	1-2	.500	1-2	.500	0-0	.000	0	4	4	4.0	2	0	0	0	1	3	3.0
Georgia	11/11/2022	*	12:05	0-2	.000	0-2	.000	0-0	.000	0	1	1	2.5	1	1	0	0	0	1.5	
Utah Valley	11/15/2022	*	10:21	0-2	.000	0-0	.000	0-0	.000	0	1	1	2.0	0	0	0	0	0	1.0	
vs La Salle	11/18/2022	*	02:42	0-1	.000	0-0	.000	0-0	.000	0	0	0	1.5	0	0	0	0	0	0.8	
South Carolina St.	11/23/2022		14:54	2-4	.500	1-1	1.000	0-0	.000	0	2	2	1.6	0	3	1	2	0	5	1.6
Hampton	11/26/2022		07:25	0-0	.000	0-0	.000	0-0	.000	0	0	0	1.3	2	0	2	0	0	1.3	
App State	12/14/2022		03:30	0-0	.000	0-0	.000	0-0	.000	0	0	0	1.1	0	1	0	0	0	1.1	
Totals			4 68:46	3-11	.273	2-5	.400	0-0	.000	0	8	8	1.1	5	5	3	2	1	8	1.1

Player Averages

Games Played	Minutes/game	Points/game	FG Pct	3FG Pct	FT Pct	Rebounds/game	Assists/game	Turnovers/game	Assist/Turnover ratio	Steals/game	Blocks/game
7	9.8	1.1	27.3	40.0	0.0	1.1	0.7	0.4	1.7	0.1	0.3

TAYLOR, Lucas

SEASON	TEAM	GP-GS	MIN/AVG	Field Goals		3-Point		F-Throws		Rebounds				Scoring						
				FG-FGA	FG%	3FG-3FGA	3FG%	FT-FTA	FT%	OFF	DEF	TOT	AVG	PF-FO	A	TO	BLK	STL	PTS	AVG
2021-22	WF	15-0	49/3.3	0-9	.000	0-5	.000	1-2	.500	0	1	1	0.1	3-0	3	5	0	3	1	0.1
2022-23	WF	7-4	69/9.8	3-11	.273	2-5	.400	0-0	.000	0	8	8	1.1	5-0	5	3	2	1	8	1.1
TOTAL		22-4	118/5.3	3-20	.150	2-10	.200	1-2	.500	0	9	9	0.4	8-0	8	8	2	4	9	0.4



1 TYREE APPLEBY

GRADUATE / 6-0 / 175 / G / JACKSONVILLE, ARK.

17.9 PPG | 3.1 RPG | 6.0 APG | 1.8 SPG | 45.5% FG | 40.2% 3FG | 82.9% FT | 35.4 MPG

SEASON/CAREER HIGHS

POINTS
 Career: 37, vs. Bowling Green (12/5/18)
 Season: 32, at Wisconsin (11/29/22)

REBOUNDS
 Career: 11, vs. Milwaukee (2/9/19)
 Season: 8, vs. LMU (11/20/22)

FIELD GOALS
 Career: 13, vs. Bowling Green (12/5/18)
 Season: 11, twice - last vs. LSU (12/10/22)

FIELD GOAL ATTEMPTS
 Career: 20, at Green Bay (1/5/19)
 Season: 17, at Boston College (1/14/23)

3-POINTERS
 Career: 7, twice, last at Milwaukee (1/3/19)
 Season: 4, twice - last vs. Virginia Tech (12/31/22)

3-POINT ATTEMPTS
 Career: 12, twice, last vs. Green Bay (2/7/19)
 Season: 11, vs. Florida State (1/11/23)

FREE THROWS
 Career: 13, vs. Duke (12/20/22)
 Season: 13, vs. Duke (12/20/22)

FREE THROW ATTEMPTS
 Career: 15, at Northern Kentucky (3/3/18)
 Season: 14, 3x - last vs. Clemson (1/17/23)

ASSISTS
 Career: 11, twice, last vs. IUPUI (2/16/19)
 Season: 9, twice - last at North Carolina (1/4/23)

TURNOVERS
 Career: 8, twice - last vs. Duke (12/20/22)
 Season: 8, vs. Duke (12/20/22)

BLOCKS
 Career: 2, 3x, last vs. Iona (3/16/22)
 Season: N/A

STEALS
 Career: 5, vs. Clemson (1/17/23)
 Season: 5, vs. Clemson (1/17/23)

MINUTES
 Career: 41, vs. LMU (11/20/22)
 Season: 41, vs. LMU (11/20/22)

2022-23 GAME-BY-GAME STATS

#1 APPLEBY, Tyree

Opponent	Date	GS	MIN	Total		3-Pointers		Free throws		Rebounds				PF	A	TO	BLK	STL	PTS	AVG
				FG-FGA	PCT	3FG-3FGA	PCT	FT-FTA	PCT	OFF	DEF	TOT	AVG							
Fairfield	11/07/2022	*	25:52	1-5	.200	0-2	.000	6-6	1.000	0	4	4	4.0	3	3	1	0	2	8	8.0
Georgia	11/11/2022	*	35:29	6-10	.600	2-4	.500	8-9	.889	0	6	6	5.0	2	6	2	0	0	22	15.0
Utah Valley	11/15/2022	*	39:21	5-15	.333	1-5	.200	12-14	.857	1	6	7	5.7	3	6	2	0	1	23	17.7
vs La Salle	11/18/2022	*	36:43	8-14	.571	2-7	.286	5-5	1.000	0	3	3	5.0	2	4	3	0	4	23	19.0
vs LMU (CA)	11/20/2022	*	41:28	6-16	.375	1-4	.250	6-9	.667	2	6	8	5.6	1	8	5	0	3	19	19.0
South Carolina St.	11/23/2022	*	26:20	3-4	.750	3-4	.750	4-5	.800	1	1	2	5.0	2	9	4	0	3	13	18.0
Hampton	11/26/2022	*	27:11	7-8	.875	3-3	1.000	0-0	.000	0	1	1	4.4	2	3	1	0	1	17	17.9
at Wisconsin	11/29/2022	*	40:00	11-16	.688	4-6	.667	6-6	1.000	1	3	4	4.4	0	5	3	0	0	32	19.6
at Clemson	12/02/2022	*	35:21	3-13	.231	2-6	.333	0-0	.000	0	1	1	4.0	2	5	1	0	1	8	18.3
vs LSU	12/10/2022	*	37:29	11-13	.846	2-4	.500	2-3	.667	0	1	1	3.7	2	6	3	0	1	26	19.1
App State	12/14/2022	*	33:50	5-14	.357	0-3	.000	5-5	1.000	0	1	1	3.5	2	4	6	0	3	15	18.7
at Rutgers	12/17/2022	*	25:27	3-5	.600	2-2	1.000	2-2	1.000	0	0	0	3.2	4	2	4	0	1	10	18.0
Duke	12/20/2022	*	37:36	2-8	.250	1-4	.250	13-14	.929	0	4	4	3.2	2	8	8	0	0	18	18.0
Virginia Tech	12/31/2022	*	40:00	5-10	.500	4-6	.667	10-13	.769	1	0	1	3.1	2	7	5	0	2	24	18.4
at North Carolina	01/04/2023	*	37:30	5-15	.333	3-5	.600	3-6	.500	0	4	4	3.1	3	9	2	0	2	16	18.3
at Louisville	01/07/2023	*	31:49	4-8	.500	2-4	.500	3-5	.600	0	4	4	3.2	5	8	3	0	0	13	17.9
Florida St.	01/11/2023	*	38:03	5-14	.357	4-11	.364	2-2	1.000	0	2	2	3.1	4	8	3	0	3	16	17.8
at Boston College	01/14/2023	*	39:08	7-17	.412	2-7	.286	1-1	1.000	1	2	3	3.1	1	7	2	1	3	17	17.8
Clemson	01/17/2023	*	40:00	6-14	.429	2-7	.286	10-14	.714	0	3	3	3.1	1	7	3	0	5	24	18.1
Virginia	01/21/2023	*	39:53	4-16	.250	1-8	.125	4-4	1.000	1	1	2	3.1	3	5	3	0	1	13	17.9
Totals			20 708:30	107-235	.455	41-102	.402	102-123	.829	8	53	61	3.1	46	120	64	1	36	357	17.9

Player Averages

Games Played	Minutes/game	Points/game	FG Pct	3FG Pct	FT Pct	Rebounds/game	Assists/game	Turnovers/game	Assist/Turnover ratio	Steals/game	Blocks/game
20	35.4	17.9	45.5	40.2	82.9	3.1	6.0	3.2	1.9	1.8	0.1

APPLEBY, Tyree

SEASON	TEAM	GP-GS	MIN/AVG	Field Goals		3-Point		F-Throws		Rebounds				Scoring						
				FG-FGA	FG%	3FG-3FGA	3FG%	FT-FTA	FT%	OFF	DEF	TOT	AVG	PF-FO	A	TO	BLK	STL	PTS	AVG
2017-18	CSU	34-25	874/25.7	129-292	.442	36-111	.324	106-148	.716	18	64	82	2.4	68-0	135	116	8	44	400	11.8
2018-19	CSU	29-29	884/30.5	147-350	.420	74-190	.389	131-168	.780	10	98	108	3.7	48-0	162	100	9	42	499	17.2
2020-21	UF	25-17	712/28.5	83-201	.413	29-83	.349	87-105	.829	6	71	77	3.1	55-0	82	72	3	38	282	11.3
2021-22	UF	34-27	940/27.6	100-275	.364	65-190	.342	106-125	.848	2	70	72	2.1	65-0	125	87	4	42	371	10.9
2022-23	WF	20-20	709/35.4	107-235	.455	41-102	.402	102-123	.829	8	53	61	3.1	46-1	120	64	1	36	357	17.9
TOTAL FOR WF	20-20	709/35.4	107-235	.455	41-102	.402	102-123	.829	8	53	61	3.1	46-1	120	64	1	36	357	17.9	
TOTAL	142-118	4118/29.0	566-1353	.418	245-676	.362	532-669	.795	44	356	400	2.8	282-1	624	439	25	202	1909	13.4	



2 CAMERON HILDRETH

SOPHOMORE / 6-4 / 200 / G / WORTHING, ENGLAND

13.3 PPG | 6.4 RPG | 2.9 APG | 1.3 SPG | 48.2% FG | 31.9 MPG

SEASON/CAREER HIGHS

POINTS

Career: 23, vs. Florida State (1/11/23)
Season: 23, vs. Florida State (1/11/23)

REBOUNDS

Career: 11, twice - last vs. Hampton (11/26/22)
Season: 11, twice - last vs. Hampton (11/26/22)

FIELD GOALS

Career: 9, vs. Florida State (1/11/23)
Season: 9, vs. Florida State (1/11/23)

FIELD GOAL ATTEMPTS

Career: 14, twice - last vs. Clemson (1/17/23)
Season: 14, twice - last vs. Clemson (1/17/23)

3-POINTERS

Career: 2, twice - last at Boston College (1/14/23)
Season: 2, at Boston College (1/14/23)

3-POINT ATTEMPTS

Career: 5, twice - last vs. Clemson (1/17/23)
Season: 5, twice - last vs. Clemson (1/17/23)

FREE THROWS

Career: 9, vs. Virginia (1/21/23)
Season: 9, vs. Virginia (1/21/23)

FREE THROW ATTEMPTS

Career: 10, twice - last vs. Virginia (1/21/23)
Season: 10, twice - last vs. Virginia (1/21/23)

ASSISTS

Career: 10, vs. Hampton (11/26/22)
Season: 10, vs. Hampton (11/26/22)

TURNOVERS

Career: 5, at Wisconsin (11/29/22)
Season: 5, at Wisconsin (11/29/22)

BLOCKS

Career: 2, vs. William & Mary (11/10/21)
Season: N/A

STEALS

Career: 4, vs. Florida State (1/11/23)
Season: 4, vs. Florida State (1/11/23)

MINUTES

Career: 36, vs. Utah Valley (11/15/22)
Season: 40, vs. LMU (11/20/22)

2022-23 GAME-BY-GAME STATS

#2 HILDRETH, Cameron

Opponent	Date	GS	MIN	Total		3-Pointers		Free throws		Rebounds				PF	A	TO	BLK	STL	PTS	AVG
				FG-FGA	PCT	3FG-3FGA	PCT	FT-FTA	PCT	OFF	DEF	TOT	AVG							
Fairfield	11/07/2022		28:04	4-9	.444	0-2	.000	6-10	.600	2	1	3	3.0	4	3	2	0	2	14	14.0
Georgia	11/11/2022		21:59	3-5	.600	1-1	1.000	1-3	.333	3	8	11	7.0	1	2	4	0	0	8	11.0
Utah Valley	11/15/2022		36:11	3-8	.375	1-1	1.000	2-2	1.000	2	4	6	6.7	2	3	4	0	0	9	10.3
vs La Salle	11/18/2022		27:03	4-8	.500	0-1	.000	1-1	1.000	2	1	3	5.8	4	4	1	0	1	9	10.0
vs LMU (CA)	11/20/2022	*	39:56	4-7	.571	1-2	.500	1-1	1.000	0	4	4	5.4	1	3	3	0	1	10	10.0
South Carolina St.	11/23/2022	*	26:26	7-10	.700	1-3	.333	4-5	.800	0	8	8	5.8	2	2	0	0	2	19	11.5
Hampton	11/26/2022	*	31:23	5-9	.556	1-2	.500	3-3	1.000	1	10	11	6.6	3	10	2	0	2	14	11.9
at Wisconsin	11/29/2022	*	31:19	5-10	.500	0-2	.000	5-6	.833	2	5	7	6.6	4	2	5	0	0	15	12.3
at Clemson	12/02/2022	*	28:29	3-10	.300	1-3	.333	4-5	.800	1	5	6	6.6	0	0	2	0	3	11	12.1
vs LSU	12/10/2022	*	37:59	4-11	.364	1-3	.333	3-3	1.000	0	8	8	6.7	2	4	4	0	0	12	12.1
App State	12/14/2022	*	34:29	5-11	.455	0-1	.000	0-0	.000	1	5	6	6.6	2	3	1	0	2	10	11.9
at Rutgers	12/17/2022	*	30:53	5-11	.455	1-3	.333	2-4	.500	0	3	3	6.3	3	1	3	0	0	13	12.0
Duke	12/20/2022	*	32:40	7-15	.467	0-1	.000	2-2	1.000	2	7	9	6.5	0	1	3	0	0	16	12.3
Virginia Tech	12/31/2022	*	33:42	3-11	.273	0-2	.000	2-2	1.000	1	7	8	6.6	3	4	1	0	2	8	12.0
at North Carolina	01/04/2023	*	20:13	0-3	.000	0-0	.000	2-2	1.000	0	1	1	6.3	3	1	3	0	0	2	11.3
at Louisville	01/07/2023	*	30:56	8-10	.800	1-1	1.000	2-3	.667	3	5	8	6.4	4	2	2	0	1	19	11.8
Florida St.	01/11/2023	*	37:38	9-14	.643	0-1	.000	5-9	.556	2	4	6	6.4	2	4	1	0	4	23	12.5
at Boston College	01/14/2023	*	37:29	7-12	.583	2-5	.400	4-4	1.000	0	2	2	6.1	3	6	3	0	2	20	12.9
Clemson	01/17/2023	*	32:42	5-14	.357	1-5	.200	6-7	.857	4	6	10	6.3	4	1	2	0	2	17	13.1
Virginia	01/21/2023	*	37:40	3-7	.429	1-2	.500	9-10	.900	1	6	7	6.4	3	2	3	0	2	16	13.3
Totals			16 637:11	94-195	.482	13-41	.317	64-82	.780	27	100	127	6.4	50	58	49	0	26	265	13.3

Player Averages

Games Played	Minutes/game	Points/game	FG Pct	3FG Pct	FT Pct	Rebounds/game	Assists/game	Turnovers/game	Assist/Turnover ratio	Steals/game	Blocks/game
20	31.9	13.3	48.2	31.7	78.0	6.4	2.9	2.5	1.2	1.3	0.0

HILDRETH, Cameron

SEASON	TEAM	GP-GS	MIN/AVG	Field Goals		3-Point		F-Throws		Rebounds				Scoring						
				FG-FGA	FG%	3FG-3FGA	3FG%	FT-FTA	FT%	OFF	DEF	TOT	AVG	PF-FO	A	TO	BLK	STL	PTS	AVG
2021-22	WF	32-0	425/13.3	42-91	.462	8-29	.276	32-46	.696	19	73	92	2.9	42-0	37	36	3	19	124	3.9
2022-23	WF	20-16	637/31.9	94-195	.482	13-41	.317	64-82	.780	27	100	127	6.4	50-0	58	49	0	26	265	13.3
TOTAL		52-16	1062/20.4	136-286	.476	21-70	.300	96-128	.750	46	173	219	4.2	92-0	95	85	3	45	389	7.5



4 DAIVIEN WILLIAMSON

GRADUATE / 6-0 / 180 / G / WINSTON-SALEM, N.C.

8.4 PPG | 1.7 RPG | 39.5 3FG% | 90.3 FT% | 25.8 MPG

SEASON/CAREER HIGHS

POINTS
 Career: 28, vs. NC State (3/2/22)
 Season: 24, vs. Georgia (11/11/22)

REBOUNDS
 Career: 7, vs. Catawba (12/31/20)
 Season: 6, vs. La Salle (11/18/22)

FIELD GOALS
 Career: 11, vs. NC State (3/2/22)
 Season: 7, vs. Georgia (11/11/22)

FIELD GOAL ATTEMPTS
 Career: 16, at Syracuse (1/29/22)
 Season: 13, twice - last vs. App State (12/14/22)

3-POINTERS
 Career: 5, 4x - last vs. NC State (3/2/22)
 Season: 4, twice - last vs. Virginia Tech (12/31/22)

3-POINT ATTEMPTS
 Career: 8, 3x - last vs. Virginia Tech (12/31/22)
 Season: 8, vs. Virginia Tech (12/31/22)

FREE THROWS
 Career: 12, vs. LSU (11/27/21)
 Season: 8, vs. Fairfield (11/7/22)

FREE THROW ATTEMPTS
 Career: 13, vs. LSU (11/27/21)
 Season: 10, vs. Fairfield (11/7/22)

ASSISTS
 Career: 10, at Chattanooga (2/5/20)
 Season: 4, vs. Georgia (11/11/22)

TURNOVERS
 Career: 6, vs Pitt (1/23/21)
 Season: 3, 3x - last vs. Florida State (1/11/23)

BLOCKS
 Career: 1, 7x - last vs. VCU (3/19/22)
 Season: N/A

STEALS
 Career: 4, twice, last vs. North Carolina A&T (11/20/21)
 Season: 2, at Rutgers (12/17/22)

MINUTES
 Career: 41, vs. Oregon State (11/26/21)
 Season: 40, vs. Utah Valley (11/15/22)

2022-23 GAME-BY-GAME STATS

#4 WILLIAMSON, Daivien

Opponent	Date	GS	MIN	Total		3-Pointers		Free throws		Rebounds				PF	A	TO	BLK	STL	PTS	AVG	
				FG-FGA	PCT	3FG-3FGA	PCT	FT-FTA	PCT	OFF	DEF	TOT	AVG								
Fairfield	11/07/2022	*	34:35	2-9	.222	2-6	.333	8-10	.800	0	1	1	1.0	1	2	3	0	1	14	14.0	
Georgia	11/11/2022	*	38:04	7-13	.538	3-7	.429	7-8	.875	0	4	4	2.5	1	4	2	0	0	24	19.0	
Utah Valley	11/15/2022	*	40:11	3-10	.300	2-5	.400	2-2	1.000	0	3	3	2.7	1	0	0	0	1	10	16.0	
vs La Salle	11/18/2022	*	31:27	2-11	.182	0-4	.000	2-2	1.000	1	5	6	3.5	2	1	1	0	0	6	13.5	
vs LMU (CA)	11/20/2022	*	20:30	3-6	.500	1-2	.500	0-0	.000	0	1	1	3.0	2	1	2	0	0	7	12.2	
at Wisconsin	11/29/2022		20:33	1-4	.250	1-4	.250	0-0	.000	0	0	0	2.5	0	0	0	0	0	3	10.7	
at Clemson	12/02/2022		28:03	5-11	.455	2-6	.333	0-0	.000	0	0	0	2.1	2	0	0	0	0	12	10.9	
vs LSU	12/10/2022		24:14	1-5	.200	0-3	.000	2-2	1.000	0	1	1	2.0	0	0	1	0	1	4	10.0	
App State	12/14/2022	*	35:55	4-13	.308	4-7	.571	0-0	.000	0	4	4	2.2	1	0	1	0	1	12	10.2	
at Rutgers	12/17/2022	*	18:17	1-2	.500	1-1	1.000	0-0	.000	0	2	2	2.2	1	0	3	0	2	3	9.5	
Duke	12/20/2022		19:16	2-4	.500	1-1	1.000	2-2	1.000	0	0	0	2.0	1	1	0	0	0	7	9.3	
Virginia Tech	12/31/2022		21:50	4-9	.444	4-8	.500	0-0	.000	0	3	3	2.1	1	0	0	0	0	12	9.5	
at North Carolina	01/04/2023		29:39	4-7	.571	2-3	.667	2-2	1.000	0	2	2	2.1	1	0	0	0	1	12	9.7	
at Louisville	01/07/2023		24:54	4-9	.444	3-6	.500	2-2	1.000	1	1	2	2.1	2	2	2	0	0	13	9.9	
Florida St.	01/11/2023		23:45	1-5	.200	1-4	.250	1-1	1.000	0	0	0	1.9	0	0	3	0	0	4	9.5	
at Boston College	01/14/2023		19:12	1-5	.200	1-4	.250	0-0	.000	1	0	1	1.9	0	1	0	0	1	3	9.1	
Clemson	01/17/2023		21:45	2-5	.400	2-4	.500	0-0	.000	1	0	1	1.8	2	1	0	0	0	6	8.9	
Virginia	01/21/2023		12:16	0-1	.000	0-1	.000	0-0	.000	0	0	0	1.7	2	0	0	0	0	0	8.4	
Totals			7	464:25	47-129	.364	30-76	.395	28-31	.903	4	27	31	1.7	20	13	18	0	8	152	8.4

Player Averages

Games Played	Minutes/game	Points/game	FG Pct	3FG Pct	FT Pct	Rebounds/game	Assists/game	Turnovers/game	Assist/Turnover ratio	Steals/game	Blocks/game
18	25.8	8.4	36.4	39.5	90.3	1.7	0.7	1.0	0.7	0.4	0.0

WILLIAMSON, Daivien

SEASON	TEAM	GP-GS	MIN/AVG	Field Goals		3-Point		F-Throws		Rebounds				Scoring						
				FG-FGA	FG%	3FG-3FGA	3FG%	FT-FTA	FT%	OFF	DEF	TOT	AVG	PF-FO	A	TO	BLK	STL	PTS	AVG
2018-19	ETSU	33-16	731/22.2	109-213	.512	27-70	.386	70-85	.824	10	55	65	2.0	34-0	81	44	1	18	315	9.5
2019-20	ETSU	34-14	948/27.9	122-252	.484	38-102	.373	70-87	.805	6	62	68	2.0	46-0	89	72	2	24	352	10.4
2020-21	WF	22-21	753/34.2	97-213	.455	35-94	.372	55-70	.786	1	46	47	2.1	29-0	56	43	1	29	284	12.9
2021-22	WF	33-32	998/30.3	125-277	.451	62-157	.395	77-89	.865	7	74	81	2.5	39-1	40	37	2	22	389	11.8
2022-23	WF	18-7	464/25.8	47-129	.364	30-76	.395	28-31	.903	4	27	31	1.7	20-0	13	18	0	8	152	8.4
TOTAL FOR WF		73-60	2216/30.4	269-619	.435	127-327	.388	160-190	.842	12	147	159	2.2	88-1	109	98	3	59	825	11.3
TOTAL		140-90	3895/27.8	500-1084	.461	192-499	.385	300-362	.829	28	264	292	2.1	168-1	279	214	6	101	1492	10.7



10

JAO ITUKA

SOPHOMORE / 6-1 / 195 / G / GAITHERSBURG, MD.

3.0 PPG | 1.2 RPG | 8.4 MPG

SEASON/CAREER HIGHS

POINTS
 Career: 34, at Boston University (12/18/21)
 Season: 10, vs. South Carolina State (11/23/22)

REBOUNDS
 Career: 8, at Siena (2/18/22)
 Season: 4, vs. Hampton (11/26/22)

FIELD GOALS
 Career: 11, at Boston University (12/18/21)
 Season: 2, twice - last vs. Hampton (11/26/22)

FIELD GOAL ATTEMPTS
 Career: 19, at Siena (2/18/22)
 Season: 6, vs. Hampton (11/26/22)

3-POINTERS
 Career: 2, 3x, last at Quinnipiac (1/28/22)
 Season: 1, vs. Hampton (11/25/22)

3-POINT ATTEMPTS
 Career: 4, twice, last at Saint Peter's (2/6/22)
 Season: 2, vs. Hampton (11/25/22)

FREE THROWS
 Career: 12, vs. Monmouth (1/16/22)
 Season: 6, vs. South Carolina State (11/23/22)

FREE THROW ATTEMPTS
 Career: 15, vs. Monmouth (1/16/22)
 Season: 6, vs. South Carolina State (11/23/22)

ASSISTS
 Career: 6, vs. Quinnipiac (2/20/22)
 Season: 3, vs. South Carolina State (11/23/22)

TURNOVERS
 Career: 8, at Manhattan (1/30/22)
 Season: 4, at Clemson (12/2/22)

BLOCKS
 Career: 2, vs. Saint Peter's (1/26/22)
 Season: 1, vs. Hampton (11/26/22)

STEALS
 Career: 3, at Siena (2/18/22)
 Season: N/A

MINUTES
 Career: 32, at Canisius (3/3/22)
 Season: 19, vs. South Carolina State (11/23/22)

2022-23 GAME-BY-GAME STATS

#10 ITUKA, Jao

Opponent	Date	GS	MIN	Total		3-Pointers		Free throws		Rebounds				PF				PTS	AVG	
				FG-FGA	PCT	3FG-3FGA	PCT	FT-FTA	PCT	OFF	DEF	TOT	AVG	PF	A	TO	BLK			STL
South Carolina St.	11/23/2022		19:24	2-4	.500	0-0	.000	6-6	1.000	0	1	1	1.0	1	3	2	0	0	10	10.0
Hampton	11/26/2022		12:17	2-6	.333	1-2	.500	0-0	.000	1	3	4	2.5	1	1	2	1	0	5	7.5
at Clemson	12/02/2022		03:27	0-1	.000	0-0	.000	0-0	.000	0	0	0	1.7	1	0	4	0	0	5.0	
vs LSU	12/10/2022		02:31	1-2	.500	0-0	.000	0-0	.000	1	1	2	1.8	0	0	0	0	2	4.3	
App State	12/14/2022		05:51	0-2	.000	0-1	.000	1-2	.500	0	0	0	1.4	0	1	0	0	1	3.6	
at Rutgers	12/17/2022		06:42	0-0	.000	0-0	.000	0-0	.000	0	0	0	1.2	1	0	2	0	0	3.0	
Totals		0	50:12	5-15	.333	1-3	.333	7-8	.875	2	5	7	1.2	4	5	10	1	0	18	3.0

Player Averages

Games Played	Minutes/game	Points/game	FG Pct	3FG Pct	FT Pct	Rebounds/game	Assists/game	Turnovers/game	Assist/Turnover ratio	Steals/game	Blocks/game
6	8.4	3.0	33.3	33.3	87.5	1.2	0.8	1.7	0.5	0.0	0.2

ITUKA, Jao

SEASON	TEAM	GP-GS	MIN/AVG	Field Goals		3-Point		F-Throws		Rebounds				Scoring						
				FG-FGA	FG%	3FG-3FGA	3FG%	FT-FTA	FT%	OFF	DEF	TOT	AVG	PF-FO	A	TO	BLK	STL	PTS	AVG
2021-22	Marist	28-16	616/22.0	151-287	.526	16-39	.410	109-142	.768	19	69	88	3.1	54-0	45	66	7	19	427	15.3
2022-23	WF	6-0	50/8.4	5-15	.333	1-3	.333	7-8	.875	2	5	7	1.2	4-0	5	10	1	0	18	3.0
TOTAL FOR WF		6-0	50/8.4	5-15	.333	1-3	.333	7-8	.875	2	5	7	1.2	4-0	5	10	1	0	18	3.0
TOTAL		34-16	667/19.6	156-302	.517	17-42	.405	116-150	.773	21	74	95	2.8	58-0	50	76	8	19	445	13.1



11 ANDREW CARR

JUNIOR / 6-10 / 220 / F / WEST CHESTER, PA.

11.7 PPG | 6.2 RPG | 1.5 APG | 0.9 SPG | 50.0% FG | 31.6 MPG

SEASON/CAREER HIGHS

POINTS
 Career: 22, vs. Florida State (1/11/23)
 Season: 22, vs. Florida State (1/11/23)

REBOUNDS
 Career: 14, vs. Utah Valley (11/15/22)
 Season: 14, vs. Utah Valley (11/15/22)

FIELD GOALS
 Career: 10, at Boston College (1/14/23)
 Season: 10, at Boston College (1/14/23)

FIELD GOAL ATTEMPTS
 Career: 17, vs. Utah Valley (11/15/22)
 Season: 17, vs. Utah Valley (11/15/22)

3-POINTERS
 Career: 3, 3x - last vs. App State (12/14/22)
 Season: 3, vs. App State (12/14/22)

3-POINT ATTEMPTS
 Career: 6, vs. College of Charleston (1/2/21)
 Season: 7, vs. Hampton (11/26/22)

FREE THROWS
 Career: 6, twice, last vs. App State (11/22/21)
 Season: 4, vs. Florida State (1/11/23)

FREE THROW ATTEMPTS
 Career: 7, twice, last vs. Towson (3/6/22)
 Season: 5, vs. Florida State (1/11/23)

ASSISTS
 Career: 6, at James Madison (1/29/22)
 Season: 5, at North Carolina (1/4/23)

TURNOVERS
 Career: 4, twice - last vs. LSU (12/10/22)
 Season: 4, vs. LSU (12/10/22)

BLOCKS
 Career: 4, vs. College of Charleston (2/24/22)
 Season: 3, twice - last vs. Clemson (1/17/23)

STEALS
 Career: 4, 3x, last vs. James Madison (2/14/22)
 Season: 3, vs. Florida State (1/11/23)

MINUTES
 Career: 39, vs. Virginia (1/21/23)
 Season: 39, vs. Virginia (1/21/23)

2022-23 GAME-BY-GAME STATS

#11 CARR, Andrew

Opponent	Date	GS	MIN	Total		3-Pointers		Free throws		Rebounds				PF		A		TO		BLK		STL		PTS		AVG
				FG-FGA	PCT	3FG-3FGA	PCT	FT-FTA	PCT	OFF	DEF	TOT	AVG	PF	A	TO	BLK	STL	PTS	AVG						
Fairfield	11/07/2022	*	33:35	6-9	.667	1-3	.333	1-1	1.000	1	4	5	5.0	3	1	2	0	0	0	0	14	14.0				
Georgia	11/11/2022	*	36:24	3-7	.429	2-6	.333	1-1	1.000	0	3	3	4.0	2	2	2	0	2	9	11.5						
Utah Valley	11/15/2022	*	36:29	6-17	.353	2-6	.333	1-1	1.000	5	9	14	7.3	3	1	1	0	1	15	12.7						
vs La Salle	11/18/2022	*	33:26	5-9	.556	0-2	.000	0-0	.000	1	5	6	7.0	3	1	3	1	0	10	12.0						
vs LMU (CA)	11/20/2022	*	36:44	3-6	.500	1-3	.333	3-4	.750	1	7	8	7.2	2	1	2	2	1	10	11.6						
South Carolina St.	11/23/2022	*	20:01	4-6	.667	0-1	.000	1-2	.500	0	1	1	6.2	2	2	1	1	0	9	11.2						
Hampton	11/26/2022	*	29:06	7-14	.500	2-7	.286	1-2	.500	2	1	3	5.7	1	3	1	0	1	17	12.0						
at Wisconsin	11/29/2022	*	14:41	1-3	.333	1-2	.500	0-0	.000	1	2	3	5.4	4	0	2	1	1	3	10.9						
at Clemson	12/02/2022	*	23:01	2-5	.400	0-3	.000	0-0	.000	0	6	6	5.4	3	0	1	0	0	4	10.1						
vs LSU	12/10/2022	*	16:36	2-2	1.000	0-0	.000	1-1	1.000	0	2	2	5.1	5	0	4	1	0	5	9.6						
App State	12/14/2022	*	37:17	8-14	.571	3-5	.600	1-2	.500	3	2	5	5.1	2	2	2	0	2	20	10.5						
at Rutgers	12/17/2022	*	35:07	2-12	.167	1-5	.200	0-0	.000	1	4	5	5.1	0	3	1	0	1	5	10.1						
Duke	12/20/2022	*	37:21	3-6	.500	1-3	.333	3-4	.750	2	5	7	5.2	2	1	1	3	1	10	10.1						
Virginia Tech	12/31/2022	*	27:49	5-16	.313	2-5	.400	2-2	1.000	5	2	7	5.4	2	1	1	1	1	14	10.4						
at North Carolina	01/04/2023	*	35:09	7-11	.636	2-4	.500	0-2	.000	3	6	9	5.6	2	5	3	0	0	16	10.7						
at Louisville	01/07/2023	*	31:21	2-7	.286	1-6	.167	0-0	.000	1	1	2	5.4	3	1	1	0	1	5	10.4						
Florida St.	01/11/2023	*	36:54	8-10	.800	2-2	1.000	4-5	.800	1	3	4	5.3	3	1	2	2	3	22	11.1						
at Boston College	01/14/2023	*	35:45	10-14	.714	1-1	1.000	0-0	.000	4	9	13	5.7	3	0	0	0	2	21	11.6						
Clemson	01/17/2023	*	36:29	7-12	.583	1-2	.500	3-4	.750	2	9	11	6.0	3	3	0	3	0	18	11.9						
Virginia	01/21/2023	*	38:41	2-6	.333	0-1	.000	3-4	.750	1	9	10	6.2	2	2	2	1	0	7	11.7						
Totals			20	631:56	.500	23-67	.343	25-35	.714	34	90	124	6.2	50	30	32	16	17	234	11.7						

Player Averages

Games Played	Minutes/game	Points/game	FG Pct	3FG Pct	FT Pct	Rebounds/game	Assists/game	Turnovers/game	Assist/Turnover ratio	Steals/game	Blocks/game
20	31.6	11.7	50.0	34.3	71.4	6.2	1.5	1.6	0.9	0.9	0.8

CARR, Andrew

SEASON	TEAM	GP-GS	MIN/AVG	Field Goals		3-Point		F-Throws		Rebounds				Scoring						
				FG-FGA	FG%	3FG-3FGA	3FG%	FT-FTA	FT%	OFF	DEF	TOT	AVG	PF-FO	A	TO	BLK	STL	PTS	AVG
2020-21	UD	15-10	378/25.2	44-98	.449	8-28	.286	27-33	.818	18	36	54	3.6	39-1	27	23	13	6	123	8.2
2021-22	UD	34-34	960/28.2	127-225	.564	17-42	.405	69-105	.657	59	115	174	5.1	94-5	43	56	37	29	340	10.0
2022-23	WF	20-20	632/31.6	93-186	.500	23-67	.343	25-35	.714	34	90	124	6.2	50-1	30	32	16	17	234	11.7
TOTAL FOR WF	20-20	632/31.6	93-186	.500	23-67	.343	25-35	.714	.699	111	241	352	5.1	183-7	100	111	66	52	697	10.1



13 ROBERT McCRAY

SOPHOMORE / 6-4 / 185 / G / COLUMBIA S.C.

-- PPG | -- APG | -- RPG | --% FG | -- MPG

SEASON/CAREER HIGHS

- POINTS**
Career: 8, vs. N.C. A&T (11/20/21)
Season: N/A
- REBOUNDS**
Career: 2, vs. Charleston So. (11/17/21)
Season: N/A
- FIELD GOALS**
Career: 3, vs. N.C. A&T (11/20/21)
Season: N/A
- FIELD GOAL ATTEMPTS**
Career: 4, twice, last vs. N.C. A&T (11/20/21)
Season: N/A
- 3-POINTERS**
Career: 2, vs. N.C. A&T (11/20/21)
Season: N/A
- 3-POINT ATTEMPTS**
Career: 3, vs. N.C. A&T (11/20/21)
Season: N/A
- FREE THROWS**
Career: 1, twice, last vs. Louisville (2/26/22)
Season: N/A
- FREE THROW ATTEMPTS**
Career: 2, twice, last vs. Louisville (2/26/22)
Season: N/A
- ASSISTS**
Career: 1, 3x, last at Syracuse (1/29/22)
Season: N/A
- TURNOVERS**
Career: 1, 3x, last vs. NC State (3/2/22)
Season: N/A
- BLOCKS**
Career: 1, vs. N.C. A&T (11/20/21)
Season: N/A
- STEALS**
Career: 1, twice, last vs. LSU (11/27/21)
Season: N/A
- MINUTES**
Career: 12, vs. Charleston So. (11/17/21)
Season: N/A

BIO

2022-23 (Sophomore): Redshirt

2021-22 Season (Freshman): Made 14 appearances as a freshman, with averages of 1.9 points and 0.6 rebounds over 4.1 minutes per game of action...Scored five points against Boston College (Jan. 24)...Scored a season-best eight points and hit two triples against North Carolina A&T (Nov. 20).

High School: Top-125 recruit by Rivals...Ranked the No. 11 combo guard nationally by 247Sports...Honor Roll student...Three-time Region Champion...Led his team to the Class 4A Lower State championship game...Named the 2020 Region 5-4A Player of the Year in South Carolina...Two-time All-Region First Team selection.

MCCRAY, Robert

				Field Goals		3-Point		F-Throws		Rebounds				Scoring						
SEASON	TEAM	GP-GS	MIN/AVG	FG-FGA	FG%	3FG-3FGA	3FG%	FT-FTA	FT%	OFF	DEF	TOT	AVG	PF-FO	A	TO	BLK	STL	PTS	AVG
2021-22	WF	14-0	58/4.1	10-18	.556	4-10	.400	2-4	.500	4	4	8	0.6	7-0	3	4	1	2	26	1.9
TOTAL		14-0	58/4.1	10-18	.556	4-10	.400	2-4	.500	4	4	8	0.6	7-0	3	4	1	2	26	1.9



20 DAVION BRADFORD

JUNIOR / 7-0 / 260 / C / ST. LOUIS, MO.

2.7 PPG | 1.9 RPG | 0.5 BPG | 78.6% FG | 10.0 MPG

SEASON/CAREER HIGHS

POINTS
 Career: 18, twice, last vs. Baylor (3/11/21)
 Season: 11, vs. Georgia (11/11/22)

REBOUNDS
 Career: 10, vs. Omaha (12/29/20)
 Season: 5, vs. Clemson (1/17/23)

FIELD GOALS
 Career: 6, five times
 Season: 5, vs. Georgia (11/11/22)

FIELD GOAL ATTEMPTS
 Career: 10, twice, last at Texas (1/16/21)
 Season: 5, vs. Georgia (11/11/22)

3-POINTERS
 Career: N/A
 Season: N/A

3-POINT ATTEMPTS
 Career: N/A
 Season: N/A

FREE THROWS
 Career: 6, twice, last at Baylor (3/11/21)
 Season: 3, vs. Fairfield (11/7/22)

FREE THROW ATTEMPTS
 Career: 11, vs. Milwaukee (12/11/20)
 Season: 6, twice - last vs. Clemson (1/17/23)

ASSISTS
 Career: 2, twice, last vs. Oklahoma St. (2/2/22)
 Season: 1, twice -last at Rutgers (12/17/22)

TURNOVERS
 Career: 4, twice, last at Baylor (1/25/22)
 Season: 3, vs. Georgia (11/11/22)

BLOCKS
 Career: 2, 8x - last vs. Hampton (11/26/22)
 Season: 2, 3x - last vs. Hampton (11/26/22)

STEALS
 Career: 1, ten times
 Season: 1, vs. Georgia (11/11/22)

MINUTES
 Career: 32, vs. Oklahoma (2/23/21)
 Season: 20, vs. Georgia (11/11/22)

2022-23 GAME-BY-GAME STATS

#20 BRADFORD, Davion

Opponent	Date	GS	MIN	Total		3-Pointers		Free throws		Rebounds				PF	A	TO	BLK	STL	PTS	AVG
				FG-FGA	PCT	3FG-3FGA	PCT	FT-FTA	PCT	OFF	DEF	TOT	AVG							
Fairfield	11/07/2022	*	13:39	0-1	.000	0-0	.000	3-4	.750	1	3	4	4.0	3	1	0	1	0	3	3.0
Georgia	11/11/2022	*	20:27	5-5	1.000	0-0	.000	1-4	.250	1	3	4	4.0	3	0	3	2	1	11	7.0
Utah Valley	11/15/2022	*	10:07	1-2	.500	0-0	.000	1-2	.500	1	0	1	3.0	3	0	1	1	0	3	5.7
vs La Salle	11/18/2022	*	04:00	0-0	.000	0-0	.000	0-0	.000	0	1	1	2.5	0	0	1	0	0	0	4.3
South Carolina St.	11/23/2022		12:42	2-2	1.000	0-0	.000	0-2	.000	1	2	3	2.6	1	0	1	2	0	4	4.2
Hampton	11/26/2022		16:46	3-3	1.000	0-0	.000	0-0	.000	0	1	1	2.3	1	0	1	2	0	6	4.5
at Wisconsin	11/29/2022		05:56	1-1	1.000	0-0	.000	0-0	.000	0	1	1	2.1	4	0	2	0	0	2	4.1
at Clemson	12/02/2022		08:13	1-2	.500	0-0	.000	0-0	.000	1	0	1	2.0	1	0	0	0	0	2	3.9
vs LSU	12/10/2022		02:31	0-0	.000	0-0	.000	0-0	.000	2	0	2	2.0	2	0	2	0	0	0	3.4
App State	12/14/2022		06:41	1-1	1.000	0-0	.000	0-0	.000	2	0	2	2.0	0	0	0	0	0	2	3.3
at Rutgers	12/17/2022		08:11	0-0	.000	0-0	.000	0-0	.000	0	1	1	1.9	1	1	1	0	0	0	3.0
Duke	12/20/2022		11:54	2-3	.667	0-0	.000	0-1	.000	1	2	3	2.0	3	0	1	0	0	4	3.1
Virginia Tech	12/31/2022		08:23	0-0	.000	0-0	.000	0-0	.000	1	0	1	1.9	1	0	0	1	0	0	2.8
at North Carolina	01/04/2023		12:03	2-2	1.000	0-0	.000	0-0	.000	0	0	0	1.8	2	0	0	0	0	4	2.9
at Louisville	01/07/2023		13:05	0-0	.000	0-0	.000	0-0	.000	0	2	2	1.8	3	0	0	1	0	0	2.7
Florida St.	01/11/2023		03:47	0-0	.000	0-0	.000	0-0	.000	0	1	1	1.8	0	0	0	0	0	0	2.6
at Boston College	01/14/2023		11:16	3-3	1.000	0-0	.000	2-6	.333	1	2	3	1.8	1	0	1	0	0	8	2.9
Clemson	01/17/2023		16:58	1-3	.333	0-0	.000	1-6	.167	2	3	5	2.0	3	0	0	0	0	3	2.9
Virginia	01/21/2023		02:54	0-0	.000	0-0	.000	0-0	.000	0	0	0	1.9	1	0	0	0	0	0	2.7
Totals		4	189:33	22-28	.786	0-0	.000	8-25	.320	14	22	36	1.9	33	2	14	10	1	52	2.7

Player Averages

Games Played	Minutes/game	Points/game	FG Pct	3FG Pct	FT Pct	Rebounds/game	Assists/game	Turnovers/game	Assist/Turnover ratio	Steals/game	Blocks/game
19	10.0	2.7	78.6	0.0	32.0	1.9	0.1	0.7	0.1	0.1	0.5

BRADFORD, Davion

SEASON	TEAM	GP-GS	MIN/AVG	Field Goals		3-Point		F-Throws		Rebounds				Scoring						
				FG-FGA	FG%	3FG-3FGA	3FG%	FT-FTA	FT%	OFF	DEF	TOT	AVG	PF-FO	A	TO	BLK	STL	PTS	AVG
2020-21	KState	29-25	603/20.8	90-145	.621	0-0	.000	43-73	.589	49	77	126	4.3	71-1	6	38	12	5	223	7.7
2021-22	KState	29-12	423/14.6	37-74	.500	0-0	.000	21-35	.600	31	24	55	1.9	58-1	6	28	13	4	95	3.3
2022-23	WF	19-4	190/10.0	22-28	.786	0-0	.000	8-25	.320	14	22	36	1.9	33-0	2	14	10	1	52	2.7
TOTAL FOR WF		19-4	190/10.0	22-28	.786	0-0	.000	8-25	.320	14	22	36	1.9	33-0	2	14	10	1	52	2.7
TOTAL		77-41	1216/15.8	149-247	.603	0-0	.000	72-133	.541	94	123	217	2.8	162-2	14	80	35	10	370	4.8



25 ZACH KELLER

FRESHMAN / 6-10 / 228 / F / HIGHLANDS RANCH, COLO.

2.3 PPG | 1.6 RPG | 0.6 SPG | 13.0 MPG

SEASON/CAREER HIGHS

POINTS

Career: 11, vs. La Salle (11/18/22)
Season: 11, vs. La Salle (11/18/22)

REBOUNDS

Career: 4, twice - last vs. LMU (11/20/22)
Season: 4, twice - last vs. LMU (11/20/22)

FIELD GOALS

Career: 4, vs. La Salle (11/18/22)
Season: 4, vs. La Salle (11/18/22)

FIELD GOAL ATTEMPTS

Career: 7, vs. La Salle (11/18/22)
Season: 7, vs. La Salle (11/18/22)

3-POINTERS

Career: 2, vs. La Salle (11/18/22)
Season: 2, vs. La Salle (11/18/22)

3-POINT ATTEMPTS

Career: 4, vs. La Salle (11/18/22)
Season: 4, vs. La Salle (11/18/22)

FREE THROWS

Career: 4, at Clemson (12/2/22)
Season: 4, at Clemson (12/2/22)

FREE THROW ATTEMPTS

Career: 6, at Clemson (12/2/22)
Season: 6, at Clemson (12/2/22)

ASSISTS

Career: 1, twice - last at Clemson (12/2/22)
Season: 1, twice - last at Clemson (12/2/22)

TURNOVERS

Career: 2, vs. LMU (11/20/22)
Season: 2, vs. LMU (11/20/22)

BLOCKS

Career: 1, twice - last vs. South Carolina State (11/23/22)
Season: 1, twice - last vs. South Carolina State (11/23/22)

STEALS

Career: 3, vs. Fairfield (11/7/22)
Season: 3, vs. Fairfield (11/7/22)

MINUTES

Career: 24, vs. La Salle (11/18/22)
Season: 24, vs. La Salle (11/18/22)

2022-23 GAME-BY-GAME STATS

#25 KELLER, Zach

Opponent	Date	GS	MIN	Total		3-Pointers		Free throws		Rebounds				PF	A	TO	BLK	STL	PTS	AVG	
				FG-FGA	PCT	3FG-3FGA	PCT	FT-FTA	PCT	OFF	DEF	TOT	AVG								
Fairfield	11/07/2022		14:28	1-4	.250	1-4	.250	1-2	.500	0	0	0	0.0	2	0	1	0	3	4	4.0	
Georgia	11/11/2022		11:42	0-1	.000	0-0	.000	0-1	.000	1	1	2	1.0	3	0	1	0	2	0	2.0	
Utah Valley	11/15/2022		08:31	0-1	.000	0-1	.000	0-0	.000	0	1	1	1.0	0	0	1	0	0	0	1.3	
vs La Salle	11/18/2022		24:18	4-7	.571	2-4	.500	1-1	1.000	2	2	4	1.8	2	0	1	1	0	11	3.8	
vs LMU (CA)	11/20/2022	*	11:32	1-3	.333	0-2	.000	0-0	.000	0	4	4	2.2	2	0	2	0	0	2	3.4	
South Carolina St.	11/23/2022	*	09:46	0-1	.000	0-0	.000	0-0	.000	0	1	1	2.0	0	0	0	1	0	0	2.8	
Hampton	11/26/2022	*	21:19	2-5	.400	1-3	.333	0-0	.000	1	0	1	1.9	2	1	0	0	0	5	3.1	
at Wisconsin	11/29/2022	*	10:10	1-1	1.000	0-0	.000	0-0	.000	1	2	3	2.0	1	0	0	0	0	2	3.0	
at Clemson	12/02/2022	*	20:30	0-1	.000	0-1	.000	4-6	.667	1	0	1	1.9	1	1	0	0	1	4	3.1	
vs LSU	12/10/2022	*	13:22	0-3	.000	0-2	.000	0-0	.000	0	2	2	1.9	2	0	0	0	1	0	2.8	
at Rutgers	12/17/2022		07:02	0-1	.000	0-1	.000	0-0	.000	0	0	0	1.7	3	0	0	0	0	0	2.5	
Florida St.	01/11/2023		03:29	0-0	.000	0-0	.000	0-0	.000	0	0	0	1.6	1	0	0	0	0	0	2.3	
Totals			6	156:09	9-28	.321	4-18	.222	6-10	.600	6	13	19	1.6	19	2	6	2	7	28	2.3

Player Averages

Games Played	Minutes/game	Points/game	FG Pct	3FG Pct	FT Pct	Rebounds/game	Assists/game	Turnovers/game	Assist/Turnover ratio	Steals/game	Blocks/game
12	13.0	2.3	32.1	22.2	60.0	1.6	0.2	0.5	0.3	0.6	0.2

KELLER, Zach

		Field Goals		3-Point		F-Throws		Rebounds				Scoring								
SEASON	TEAM	GP-GS	MIN/AVG	FG-FGA	FG%	3FG-3FGA	3FG%	FT-FTA	FT%	OFF	DEF	TOT	AVG	PF-FO	A	TO	BLK	STL	PTS	AVG
2022-23	WF	12-6	156/13.0	9-28	.321	4-18	.222	6-10	.600	6	13	19	1.6	19-0	2	6	2	7	28	2.3
TOTAL		12-6	156/13.0	9-28	.321	4-18	.222	6-10	.600	6	13	19	1.6	19-0	2	6	2	7	28	2.3



30 DAMARI MONSANTO

R-JUNIOR / 6-6 / 200 / G / PEMBROKE PINES, FLA.

12.7 PPG | 3.4 RPG | 1.2 SPG | 41.1% 3PGF | 23.2 MPG

SEASON/CAREER HIGHS

POINTS
 Career: 25, vs. Virginia (1/21/23)
 Season: 25, vs. Virginia (1/21/23)

REBOUNDS
 Career: 14, vs. VMI (1/18/21)
 Season: 7, at North Carolina (1/4/23)

FIELD GOALS
 Career: 9, twice - last vs. Virginia (1/21/23)
 Season: 9, vs. Virginia (1/21/23)

FIELD GOAL ATTEMPTS
 Career: 19, vs. Virginia (1/21/23)
 Season: 19, vs. Virginia (1/21/23)

3-POINTERS
 Career: 7, vs. Virginia (1/21/23)
 Season: 7, vs. Virginia (1/21/23)

3-POINT ATTEMPTS
 Career: 15, vs. Virginia (1/21/23)
 Season: 15, vs. Virginia (1/21/23)

FREE THROWS
 Career: 7, vs. Chattanooga (3/6/21)
 Season: 4, twice - last vs. Florida State (1/11/23)

FREE THROW ATTEMPTS
 Career: 8, vs. Chattanooga (3/6/21)
 Season: 4, twice - last vs. Florida State (1/11/23)

ASSISTS
 Career: 3, at Duke (2/15/22)
 Season: 2, twice - last vs. Florida State (1/11/23)

TURNOVERS
 Career: 4, at North Carolina (1/4/23)
 Season: 4, at North Carolina (1/4/23)

BLOCKS
 Career: 2, 4x - last vs. Virginia (1/21/23)
 Season: 2, twice - last vs. Virginia (1/21/23)

STEALS
 Career: 4, vs. Austin Peay (11/26/20)
 Season: 3, 3x - last at North Carolina (1/4/23)

MINUTES
 Career: 36, 2x - last vs. UNCG (2/27/21)
 Season: 34, vs. Virginia (1/21/23)

2022-23 GAME-BY-GAME STATS

#30 MONSANTO, Damari

Opponent	Date	GS	MIN	Total		3-Pointers		Free throws		Rebounds				PF	A	TO	BLK	STL	PTS	AVG
				FG-FGA	PCT	3FG-3FGA	PCT	FT-FTA	PCT	OFF	DEF	TOT	AVG							
Fairfield	11/07/2022		04:13	0-2	.000	0-1	.000	0-0	.000	0	3	3	3.0	1	0	0	0	0	0	0.0
Georgia	11/11/2022		12:35	0-5	.000	0-3	.000	0-0	.000	0	1	1	2.0	0	0	0	0	2	0	0.0
Utah Valley	11/15/2022		08:56	2-5	.400	2-4	.500	0-0	.000	0	2	2	2.0	0	0	1	0	1	6	2.0
vs La Salle	11/18/2022		20:14	5-10	.500	4-7	.571	0-0	.000	0	5	5	2.8	3	0	0	2	0	14	5.0
vs LMU (CA)	11/20/2022		24:28	3-9	.333	3-8	.375	0-0	.000	0	1	1	2.4	3	0	0	0	1	9	5.8
South Carolina St.	11/23/2022	*	19:41	6-11	.545	4-8	.500	0-0	.000	1	4	5	2.8	2	1	1	0	2	16	7.5
Hampton	11/26/2022	*	21:30	7-11	.636	6-9	.667	0-0	.000	0	4	4	3.0	0	0	1	0	3	20	9.3
at Wisconsin	11/29/2022	*	32:39	5-13	.385	2-8	.250	1-3	.333	1	1	2	2.9	3	0	1	0	2	13	9.8
at Clemson	12/02/2022	*	25:02	3-12	.250	2-8	.250	0-0	.000	0	3	3	2.9	1	1	2	0	3	8	9.6
vs LSU	12/10/2022	*	22:43	2-10	.200	2-10	.200	0-0	.000	0	1	1	2.7	0	1	1	0	1	6	9.2
at Rutgers	12/17/2022		31:59	7-15	.467	6-12	.500	2-3	.667	2	1	3	2.7	1	0	3	0	0	22	10.4
Duke	12/20/2022	*	29:12	4-11	.364	3-9	.333	2-2	1.000	0	5	5	2.9	2	2	0	0	2	13	10.6
Virginia Tech	12/31/2022	*	18:00	2-7	.286	1-5	.200	4-4	1.000	0	3	3	2.9	3	0	0	0	0	9	10.5
at North Carolina	01/04/2023	*	28:47	6-11	.545	3-8	.375	2-2	1.000	0	7	7	3.2	2	1	4	0	3	17	10.9
at Louisville	01/07/2023	*	28:51	8-16	.500	5-12	.417	0-0	.000	0	4	4	3.3	2	0	1	0	1	21	11.6
Florida St.	01/11/2023	*	27:50	6-8	.750	6-7	.857	4-4	1.000	0	4	4	3.3	4	2	2	1	0	22	12.3
at Boston College	01/14/2023	*	21:35	1-6	.167	1-5	.200	0-0	.000	0	5	5	3.4	1	1	1	0	2	3	11.7
Clemson	01/17/2023	*	28:02	6-10	.600	3-7	.429	2-2	1.000	0	3	3	3.4	1	1	0	0	0	17	12.0
Virginia	01/21/2023	*	34:12	9-19	.474	7-15	.467	0-0	.000	0	3	3	3.4	3	0	0	2	0	25	12.7
Totals		13	440:30	82-191	.429	60-146	.411	17-20	.850	4	60	64	3.4	32	10	18	5	23	241	12.7

Player Averages

Games Played	Minutes/game	Points/game	FG Pct	3FG Pct	FT Pct	Rebounds/game	Assists/game	Turnovers/game	Assist/Turnover ratio	Steals/game	Blocks/game
19	23.2	12.7	42.9	41.1	85.0	3.4	0.5	0.9	0.6	1.2	0.3

MONSANTO, Damari

SEASON	TEAM	GP-GS	MIN/AVG	Field Goals		3-Point		F-Throws		Rebounds				Scoring						
				FG-FGA	FG%	3FG-3FGA	3FG%	FT-FTA	FT%	OFF	DEF	TOT	AVG	PF-FO	A	TO	BLK	STL	PTS	AVG
2020-21	ETSU	25-20	682/27.3	102-249	.410	52-147	.354	38-48	.792	37	146	183	7.3	48-0	23	36	6	27	294	11.8
2021-22	WF	17-1	275/16.2	42-106	.396	34-86	.395	6-10	.600	18	40	58	3.4	33-0	13	18	2	13	124	7.3
2022-23	WF	19-13	440/23.2	82-191	.429	60-146	.411	17-20	.850	4	60	64	3.4	32-0	10	18	5	23	241	12.7
TOTAL FOR WF		36-14	715/19.9	124-297	.418	94-232	.405	23-30	.767	22	100	122	3.4	65-0	23	36	7	36	365	10.1
TOTAL		61-34	1397/22.9	226-546	.414	146-379	.385	61-78	.782	59	246	305	5.0	113-0	46	72	13	63	659	10.8



33 MATTHEW MARSH

SOPHOMORE / 7-1 / 250 / C / CORNWALL, ENGLAND

5.9 PPG | 4.5 RPG | 89.6% FG | 19.2 MPG

SEASON/CAREER HIGHS

POINTS
 Career: 14, vs. LMU (11/20/22)
 Season: 14, vs. LMU (11/20/22)

REBOUNDS
 Career: 11, vs. LSU (12/10/22)
 Season: 11, vs. LSU (12/10/22)

FIELD GOALS
 Career: 6, twice - last vs. LSU (12/10/22)
 Season: 6, twice - last vs. LSU (12/10/22)

FIELD GOAL ATTEMPTS
 Career: 7, vs. LMU (11/20/22)
 Season: 7, vs. LMU (11/20/22)

3-POINTERS
 Career: N/A
 Season: N/A

3-POINT ATTEMPTS
 Career: 1, at Kennesaw State (11/23/21)
 Season: N/A

FREE THROWS
 Career: 4, vs. South Carolina State (11/23/22)
 Season: 2, vs. LMU (11/20/22)

FREE THROW ATTEMPTS
 Career: 5, 3x - last vs. Virginia Tech (12/31/22)
 Season: 5, 3x - last vs. Virginia Tech (12/31/22)

ASSISTS
 Career: 1, vs. Utah Valley (11/15/22)
 Season: 1, vs. Utah Valley (11/15/22)

TURNOVERS
 Career: 2, at North Carolina (1/4/23)
 Season: 2, at North Carolina (1/4/23)

BLOCKS
 Career: 1, 4x - last vs. Virginia (1/21/23)
 Season: 1, 3x - last vs. Virginia (1/21/23)

STEALS
 Career: 1, 8x - last vs. Duke (12/20/22)
 Season: 1, 4x - last vs. Duke (12/20/22)

MINUTES
 Career: 31, vs. Virginia Tech (12/31/22)
 Season: 31, vs. Virginia Tech (12/31/22)

2022-23 GAME-BY-GAME STATS

#33 MARSH, Matthew

Opponent	Date	GS	MIN	Total		3-Pointers		Free throws		Rebounds				PF	A	TO	BLK	STL	PTS	AVG	
				FG-FGA	PCT	3FG-3FGA	PCT	FT-FTA	PCT	OFF	DEF	TOT	AVG								
Fairfield	11/07/2022		02:54	0-0	.000	0-0	.000	0-0	.000	1	0	1	1.0	0	0	1	0	0	0	0.0	
Utah Valley	11/15/2022		06:27	1-2	.500	0-0	.000	0-0	.000	0	1	1	1.0	2	1	0	0	0	2	1.0	
vs LMU (CA)	11/20/2022		26:32	6-7	.857	0-0	.000	2-5	.400	3	3	6	2.7	2	0	1	0	0	14	5.3	
South Carolina St.	11/23/2022		13:16	3-3	1.000	0-0	.000	4-5	.800	0	3	3	2.8	1	0	1	0	0	10	6.5	
at Wisconsin	11/29/2022		23:42	4-4	1.000	0-0	.000	0-1	.000	2	7	9	4.0	3	0	1	0	0	8	6.8	
at Clemson	12/02/2022		11:17	2-3	.667	0-0	.000	1-3	.333	0	2	2	3.7	3	0	0	1	0	5	6.5	
vs LSU	12/10/2022		24:07	6-6	1.000	0-0	.000	1-4	.250	1	10	11	4.7	1	0	0	0	1	13	7.4	
App State	12/14/2022	*	25:02	2-3	.667	0-0	.000	1-2	.500	0	6	6	4.9	1	0	0	0	1	5	7.1	
at Rutgers	12/17/2022	*	20:57	2-2	1.000	0-0	.000	0-0	.000	1	3	4	4.8	2	0	1	1	1	4	6.8	
Duke	12/20/2022	*	27:27	5-5	1.000	0-0	.000	0-1	.000	2	3	5	4.8	2	0	0	0	1	10	7.1	
Virginia Tech	12/31/2022	*	31:11	3-3	1.000	0-0	.000	2-5	.400	3	4	7	5.0	2	0	0	0	0	8	7.2	
at North Carolina	01/04/2023	*	24:12	3-4	.750	0-0	.000	0-2	.000	1	2	3	4.8	3	0	2	0	0	6	7.1	
at Louisville	01/07/2023	*	23:23	2-2	1.000	0-0	.000	2-4	.500	2	6	8	5.1	0	0	0	0	0	6	7.0	
Florida St.	01/11/2023	*	14:22	0-0	.000	0-0	.000	0-0	.000	0	2	2	4.9	1	0	0	0	0	0	6.5	
at Boston College	01/14/2023	*	09:44	2-2	1.000	0-0	.000	0-0	.000	1	3	4	4.8	3	0	1	0	0	4	6.3	
Clemson	01/17/2023	*	17:13	1-1	1.000	0-0	.000	0-0	.000	0	1	1	4.6	4	0	0	0	0	2	6.1	
Virginia	01/21/2023	*	25:05	1-1	1.000	0-0	.000	2-4	.500	1	3	4	4.5	3	0	1	1	0	4	5.9	
Totals			10	326:49	43-48	.896	0-0	.000	15-36	.417	18	59	77	4.5	33	1	9	3	4	101	5.9

Player Averages

Games Played	Minutes/game	Points/game	FG Pct	3FG Pct	FT Pct	Rebounds/game	Assists/game	Turnovers/game	Assist/Turnover ratio	Steals/game	Blocks/game
17	19.2	5.9	89.6	0.0	41.7	4.5	0.1	0.5	0.1	0.2	0.2

MARSH, Matthew

		Field Goals		3-Point		F-Throws		Rebounds				Scoring								
SEASON	TEAM	GP-GS	MIN/AVG	FG-FGA	FG%	3FG-3FGA	3FG%	FT-FTA	FT%	OFF	DEF	TOT	AVG	PF-FO	A	TO	BLK	STL	PTS	AVG
2021-22	WF	13-0	80/6.1	14-21	.667	0-1	.000	9-12	.750	5	16	21	1.6	7-0	0	1	1	4	37	2.8
2022-23	WF	17-10	327/19.2	43-48	.896	0-0	.000	15-36	.417	18	59	77	4.5	33-0	1	9	3	4	101	5.9
TOTAL		30-10	406/13.5	57-69	.826	0-1	.000	24-48	.500	23	75	98	3.3	40-0	1	10	4	8	138	4.6



34 BOBI KLINTMAN

FRESHMAN / 6-10 / 225 / F / MALMO, SWEDEN

4.2 PPG | 3.5 RPG | 17.5 MPG

SEASON/CAREER HIGHS

POINTS
 Career: 15, vs. South Carolina State (11/23/22)
 Season: 15, vs. South Carolina State (11/23/22)

REBOUNDS
 Career: 10, vs. South Carolina State (11/23/22)
 Season: 10, vs. South Carolina State (11/23/22)

FIELD GOALS
 Career: 5, vs. South Carolina State (11/23/22)
 Season: 5, vs. South Carolina State (11/23/22)

FIELD GOAL ATTEMPTS
 Career: 8, vs. Hampton (11/26/22)
 Season: 8, vs. Hampton (11/26/22)

3-POINTERS
 Career: 3, at Boston College (1/14/23)
 Season: 3, at Boston College (1/14/23)

3-POINT ATTEMPTS
 Career: 3, 3x - last at Boston College (1/14/23)
 Season: 3, 3x - last at Boston College (1/14/23)

FREE THROWS
 Career: 5, vs. South Carolina State (11/23/22)
 Season: 5, vs. South Carolina State (11/23/22)

FREE THROW ATTEMPTS
 Career: 6, twice - last vs. South Carolina State (11/23/22)
 Season: 6, twice - last vs. South Carolina State (11/23/22)

ASSISTS
 Career: 2, twice - last at Rutgers (12/17/22)
 Season: 2, twice - last at Rutgers (12/17/22)

TURNOVERS
 Career: 2, 3x - last vs. South Carolina State (11/23/22)
 Season: 2, 3x - last vs. South Carolina State (11/23/22)

BLOCKS
 Career: 2, vs. South Carolina State (11/23/22)
 Season: 2, vs. South Carolina State (11/23/22)

STEALS
 Career: 3, twice - last vs. Hampton (11/26/22)
 Season: 3, twice - last vs. Hampton (11/26/22)

MINUTES
 Career: 28, twice - last vs. South Carolina State (11/23/22)
 Season: 28, twice - last vs. South Carolina State (11/23/22)

2022-23 GAME-BY-GAME STATS

#34 KLINTMAN, Bobi

Opponent	Date	GS	MIN	Total		3-Pointers		Free throws		Rebounds				PF	A	TO	BLK	STL	PTS	AVG
				FG-FGA	PCT	3FG-3FGA	PCT	FT-FTA	PCT	OFF	DEF	TOT	AVG							
Fairfield	11/07/2022		24:51	3-5	.600	1-2	.500	4-6	.667	1	5	6	6.0	1	0	0	0	0	11	11.0
Georgia	11/11/2022		11:15	3-5	.600	1-3	.333	0-0	.000	1	0	1	3.5	5	1	2	1	0	7	9.0
Utah Valley	11/15/2022		28:26	0-3	.000	0-1	.000	0-0	.000	0	4	4	3.7	0	0	1	0	0	0	6.0
vs La Salle	11/18/2022		20:07	1-5	.200	0-2	.000	0-1	.000	1	4	5	4.0	0	2	0	0	3	2	5.0
vs LMU (CA)	11/20/2022		23:50	2-6	.333	0-2	.000	0-0	.000	2	1	3	3.8	2	1	2	0	0	4	4.8
South Carolina St.	11/23/2022		28:10	5-6	.833	0-0	.000	5-6	.833	3	7	10	4.8	4	1	2	2	0	15	6.5
Hampton	11/26/2022		21:04	3-8	.375	1-2	.500	2-2	1.000	2	3	5	4.9	3	1	0	1	3	9	6.9
at Wisconsin	11/29/2022		21:00	0-2	.000	0-2	.000	0-0	.000	0	1	1	4.4	1	1	1	1	0	0	6.0
at Clemson	12/02/2022		16:37	1-1	1.000	1-1	1.000	0-0	.000	0	2	2	4.1	3	1	0	0	1	3	5.7
vs LSU	12/10/2022		18:28	1-3	.333	0-2	.000	0-0	.000	2	1	3	4.0	1	0	0	0	0	2	5.3
App State	12/14/2022		17:26	0-2	.000	0-0	.000	2-2	1.000	4	2	6	4.2	0	0	1	1	0	2	5.0
at Rutgers	12/17/2022		15:25	0-2	.000	0-2	.000	0-0	.000	2	3	5	4.3	1	2	1	0	1	0	4.6
Duke	12/20/2022		04:34	1-1	1.000	1-1	1.000	0-0	.000	1	1	2	4.1	2	0	1	0	1	3	4.5
Virginia Tech	12/31/2022		19:05	1-7	.143	0-2	.000	0-0	.000	1	4	5	4.1	2	0	0	0	0	2	4.3
at North Carolina	01/04/2023		12:28	1-4	.250	0-1	.000	4-4	1.000	3	0	3	4.1	2	0	1	0	1	6	4.4
at Louisville	01/07/2023		15:41	1-3	.333	1-3	.333	0-0	.000	0	0	0	3.8	2	1	1	0	0	3	4.3
Florida St.	01/11/2023		14:12	1-3	.333	1-1	1.000	0-0	.000	0	1	1	3.6	1	0	1	0	0	3	4.2
at Boston College	01/14/2023		21:31	3-5	.600	3-3	1.000	0-2	.000	1	3	4	3.7	2	1	0	0	0	9	4.5
Clemson	01/17/2023		06:51	0-2	.000	0-1	.000	0-0	.000	1	2	3	3.6	0	0	0	0	0	0	4.3
Virginia	01/21/2023		09:19	1-1	1.000	0-0	.000	0-0	.000	0	0	0	3.5	1	0	0	0	0	2	4.2
Totals		0	350:19	28-74	.378	10-31	.323	17-23	.739	25	44	69	3.5	33	12	14	6	10	83	4.2

Player Averages

Games Played	Minutes/game	Points/game	FG Pct	3FG Pct	FT Pct	Rebounds/game	Assists/game	Turnovers/game	Assist/Turnover ratio	Steals/game	Blocks/game
20	17.5	4.2	37.8	32.3	73.9	3.5	0.6	0.7	0.9	0.5	0.3

KLINTMAN, Bobi

SEASON	TEAM	GP-GS	MIN/AVG	Field Goals		3-Point		F-Throws		Rebounds				Scoring						
				FG-FGA	FG%	3FG-3FGA	3FG%	FT-FTA	FT%	OFF	DEF	TOT	AVG	PF-FO	A	TO	BLK	STL	PTS	AVG
2022-23	WF	20-0	350/17.5	28-74	.378	10-31	.323	17-23	.739	25	44	69	3.5	33-1	12	14	6	10	83	4.2
TOTAL		20-0	350/17.5	28-74	.378	10-31	.323	17-23	.739	25	44	69	3.5	33-1	12	14	6	10	83	4.2



40

RJ KENNAH

SOPHOMORE / 6-5 / 195 / G / PARKER, COLO.



45

XIAOLONG XU

JUNIOR / 6-1 / 180 / G / BEIJING, CHINA



51

KEVIN DUNN

SOPHOMORE / 6-2 / 205 / G / WINSTON-SALEM, N.C.



52 GRANT VAN BEVEREN

SENIOR / 6-6 / 215 / F / ALPHARETTA, GA.



55 OWEN KMETY

FRESHMAN / 6-6 / 180 / F / CHICAGO, ILL.

FORBES FILE



- Wake Forest Director of Athletics John Currie named Steve Forbes the 23rd head coach of Wake Forest basketball on April 30, 2020.
- Coach Forbes is a proven winner and builder of championship cultures with a 260-77 (.722) overall record in his five years as the head coach at East Tennessee State and at three previous community college head coaching stints.
- ETSU won 130 games and two SoCon championships during his tenure, while all 22 of his seniors earned their ETSU degrees.
- Forbes joined elite company in 2018-19, becoming one of just 10 active Division I head coaches who have reached the 100-win mark in their first four seasons.
- Forbes won at least 24 games in each of his five seasons as the head coach for the Buccaneers while finishing third or better in the SoCon every year.
- During the 2019-20 season, ETSU was having its best season in program history before the cancellation of the NCAA Tournament. The Bucs finished with a 30-4 record and SoCon regular season and tournament titles.
- Forbes earned conference coach of the year along with the Hugh Durham Award, given to the most outstanding mid-major coach in the country.
- During his time as an assistant, the Vols ascended to their first No. 1 overall ranking in program history in 2008 while winning a program record 31 games. In 2015, Wichita State won a NCAA record 35-straight games to start the season, earning the first No. 1 seed in program history.
- Forbes also spent two record-breaking seasons in College Station, Texas (2004-06) when Texas A&M set a program record for Big 12 Conference wins. Picked to finish last in the Big 12 prior to the 2004-05 season, the Aggies won their first 11 games and went on to a 21-10 record and an appearance in the National Invitation Tournament. In 2005-06, Texas A&M advanced to the NCAA Tournament for the first time since 1987 while recording a 22-9 record, the third-most wins in school history.
- A native of Lone Tree, Iowa, Forbes graduated from Southern Arkansas University with a degree in secondary education in 1988.

PERSONAL INFORMATION

Born: March 22, 1965
 Hometown: Lone Tree, Iowa
 Education: Southern Arkansas, '88
 (B.S., History)
 Wife: Johnetta
 Children: Elizabeth, Christopher, Johnathon

COACHING CAREER

2020-Pres.	Wake Forest	Head Coach
2015-20	ETSU	Head Coach
2013-15	Wichita State	Assistant Coach
2011-13	NW Florida State	Head Coach
2006-11	Tennessee	Assistant Coach
2004-06	Texas A&M	Assistant Coach
2003-04	Illinois State	Assistant Coach
2000-03	La. Tech	Assistant Coach
1998-99	Idaho	Assistant Coach
1995-98	Barton County CC	Head Coach
1991-95	Southwestern CC	Head Coach

WHAT THEY'RE SAYING...

"He's one of my very closest friends. We go way, way back to when we were both just starting out. I think Wake has got themselves one of the best coaches in the country. The guy has worked his way up and been in a lot of different places and had a lot of success. I'm super excited for Coach Forbes and for Wake Forest as well. It's going to be a great hire for them." -Nick Nurse, Toronto Raptors head coach

"Steve Forbes is a terrific choice for Wake Forest. He is a fine teacher of the game and a proven winning coach. Coach Forbes built a sustained winner at East Tennessee State, and I have no doubt he'll do the same at Wake Forest." -Jay Bilas, ESPN

"Coach Forbes is one the best coaches I've played for and he's an even better person when you get to know him. I'm so happy that he's getting his shot. There's nobody who deserves it more than him." -Fred VanVleet, Toronto Raptors guard and former Wichita State player under Forbes

"Steve is certainly a tremendous basketball coach, but that tells only part of his story. He is also a great family man, a fabulous relationship builder and a very like-able person. Wake Forest will enjoy his teams for how hard they compete and will cherish his tenure leading their basketball program." - Gregg Marshall, Wichita State head men's basketball coach

Year	School	Record	Pct.	Conf.	Pct.	Postseason
2021-22	Wake Forest	25-10	.714	13-7	.650	NIT Quarterfinals
2020-21	Wake Forest	6-16	.272	3-15	.167	
2019-20	ETSU	30-4	.882	16-20	.889	
2018-19	ETSU	24-10	.705	13-5	.722	CIT First Round
2017-18	ETSU	25-9	.735	14-4	.778	
2016-17	ETSU	27-8	.771	14-4	.778	NCAA First Round
2015-16	ETSU	24-12	.666	14-4	.778	Vegas 16 Semifinals
2012-13	NW Florida State	30-4	.882	11-1	.916	NJCAA DI National Runner-Up
2011-12	NW Florida State	32-2	.941	11-1	.916	NJCAA DI National Runner-Up
1997-98	Barton County CC	29-4	.878	14-2	.875	
1996-97	Barton County CC	24-8	.750	11-5	.687	
1995-96	Barton County CC	15-16	.937	5-7	.416	
1991-95	Southwestern CC	36-29	.805			

ASSISTANT COACHING STAFF



ASSISTANT COACH
BROOKS SAVAGE

Brooks Savage joined the Wake Forest basketball staff in May 2020 after a highly-successful five-year stint as an assistant coach at East Tennessee State University alongside head coach Steve Forbes.

During his five seasons in Johnson City, Savage helped the Buccaneers compile an overall record of 130-43 (.751) and a Southern Conference record of 71-19 (.789). The Bucs earned a pair of first place finishes in the Southern Conference and NCAA Tournament berths in 2017 & 2020. During his five seasons with the Bucs, ETSU reached the SoCon Tournament championship game four times.

Prior to ETSU, Savage coached at Chattanooga from 2013-2015. He helped the Mocs to a 40-25 record in his two seasons, finishing 2nd in the SoCon both seasons. During his seven years in the Southern Conference, his teams posted a 98-26 (79%) conference record finishing in the Top 3 each year.

Before UTC, Savage entered the D1 Assistant ranks in the Big South conference by helping lead Presbyterian College through the Division 1 transition during the 2012-13 season. This followed a championship year in 2011-12 as an Assistant at Northwest Florida State College where the Raiders 32 wins set a school record, won the Panhandle Conference title and finished as the National Runner-Up.

Over Savage's nine years as an assistant coach his teams have amassed a record of 210-92 overall while finishing first or second in conference play in seven of those nine seasons. He was also named one of "50 Impactful Mid-Major Assistants" by Silver Waves Media in 2020.

A 2008 graduate of Tennessee, Savage holds both bachelor's and master's degrees in sports management/business. As an undergrad, he worked as a student manager and graduate assistant from 2004-10 and was a part of five Volunteer NCAA Tournament teams in his six seasons. Savage and his wife Lauren are the parents of a daughter, Waverly.



ASSISTANT COACH
BJ MCKIE

BJ McKie, a former All-SEC player at South Carolina, joined the Wake Forest basketball staff in May 2020 after coaching alongside Steve Forbes for three seasons at East Tennessee State. McKie joined the ETSU staff prior to the 2017-18 season after a 15-year professional playing career.

McKie is the most decorated player in South Carolina basketball history. The SEC Freshman of the Year in 1996, he became just the 12th player in league history to be named first team All-SEC by the Associated Press in three seasons. The two-year captain played in 123 consecutive games at guard for the Gamecocks, scoring in double figures in 111 games and collecting 38 games with 20 or more points. McKie was third in the SEC in scoring as a senior in 1999 with a 17.3 average. He helped the Gamecocks to the NCAA Tournament in 1997 and 1998 and represented South Carolina as an SEC Legend in 2011. McKie is one of just five Gamecock players to have his jersey retired after having scored 2,119 points at USC, the most of any Gamecock in school history.

Following his playing career, the Norfolk, Va. native played professionally both in the U.S. and overseas. McKie was a 2001 CBA All-Star while playing with the Connecticut Pride and spent time playing in France, Cyprus, Italy, and Israel while being named a Player of the Year in Germany.

He started his coaching career at Charleston Southern in 2011 and spent six years alongside head coach Barclay Radebaugh. McKie was a part of two CSU Big South regular season championship teams and helped the Bucs to a pair of NIT berths. He helped guide CSU to its winningest season in school history in 2015 and was promoted to associate head coach following the season.

McKie and his wife, the former Brittany Brooks, have a son Justin who played basketball at South Carolina and was a member of USC's 2017 Final Four team. BJ and Brittany also welcomed their daughter, Brielle Tonya McKie, in August of 2020.



ASSISTANT COACH
MATT WOODLEY

Wake Forest men's basketball coach Steve Forbes announced the addition of Matt Woodley to his staff as a special assistant in September 2020 and he was moved to assistant coach in April 2022.

Woodley came to Winston-Salem after spending two years at Drake University in Des Moines, Iowa as an assistant coach under Darian DeVries.

As a member of the staff for two years now, Woodley was a part of the biggest turnaround in ACC play in league history by Wake Forest. The Deacs won 10 more ACC games in 2022 than they did in 2021. He was also instrumental in the development of forward Jake LaRavia during his single season in Winston-Salem before getting drafted 19th overall in the 2022 NBA Draft by the Memphis Grizzlies.

Additionally, he boasts extensive and diverse experience at the professional, collegiate and high school levels. Woodley has coached 21 (now 23) future NBA players including Klay Thompson and Hassan Whiteside in addition to serving as the head coach of the Memphis Grizzlies D-League team and an assistant for the franchise's summer league team.

As a three-year starter at Drake, Woodley played in 83 games and was twice named honorable mention All-MVC and the team MVP as a senior in 1999-00. He ended his career as the program's all-time leader in three-pointers and steals. He remains the Bulldogs' all-time steals leader with 194 and earned a bachelor's degree in education from Drake in 2000.

Since earning his degree, Woodley has accumulated nearly two decades of extensive coaching experience at nearly every level of the game. Prior to Drake, he served as special assistant to the head coach at the University of Pittsburgh during the 2017-18 season, where he assisted with game preparation, practice plans, scouting reports as well as day-to-day basketball operations.

Prior to Pitt, he gained experience in the professional ranks with three seasons on the staff of NBA D-League's Iowa Energy, including serving as the organization's head coach in 2016-17.


Woodley joined the NBA following three seasons as the head coach at Division II Truman State where he improved the team's record in each of his three seasons to amass a 38-44 record as a head coach by taking over a lagging program and leading the team to eight, 10 and 20 wins in his three seasons. In 2013-14, he guided the program to just the sixth 20-win season in program history and set a program record with 13 conference victories.

Woodley took the reins at Truman State after two years back in central Iowa as the head coach at Waukee High School where the Warriors won their first Central Iowa Metro League (CIML) conference title and a trip to the 2011 state tournament.

Woodley added to his already extensive resume at Washington State under head coach Tony Bennett from 2006-09. During his stint at the school, the Cougars advanced to three consecutive postseason appearances, including the NCAA Sweet 16 in 2008. He served as the program's recruiting coordinator, landing top-20 recruiting classes twice in three years. On the court, he helped the program post back-to-back 25-win seasons and NCAA tournament appearances for the first time in school history.

He spent five seasons in the Sun Belt Conference, first at the University of Denver (2001-04) before joining head coach Kermit Davis' staff at Middle Tennessee State as an assistant coach (2004-06). Woodley's responsibilities included recruiting, scouting, scheduling and film exchange, as well as the daily preparations for the team. At both Denver and Middle Tennessee State, Woodley supervised the men's basketball academic programs, landing a combined 14 players on Sun Belt Conference all-academic teams. He began his coaching career as a graduate assistant at Wayne State (2000-01).

Woodley and his wife, Jennifer, have four children - Michael (9), Molly (8), Mackenzie (6) and Miles (5).



Director of Operations
FRANK DAVIS

Frank Davis joined the Wake Forest basketball staff in May 2020 as the Director of Basketball Operations. Davis spent the last three seasons as the director of operations on Steve Forbes' staff at East Tennessee State after having started his career as an assistant coach at Tennessee Tech.

Davis is Tennessee Tech's all-time three-point shooting leader with 251 triples during his playing career from 2006-10. He finished his career by appearing in 125 games, the second-most in school history, and scoring 1,118 career points. Davis excelled in the classroom as well, being named to the Ohio Valley Conference Commissioner's Honor Roll four times.

As a coach, Davis was instrumental in Tennessee Tech's 2015-16 season in which the Golden Eagles went 19-12 and returned to the postseason for the first time in four seasons. Following that season, Davis was named one of 30 assistant coaches to be recognized by the National Association of Basketball Coaches (NABC) on its 30-Under-30 team.

Davis is a native of Gainesville, Ga. and a 2010 graduate of Tennessee Tech with a bachelor's degree in exercise science and physical wellness and a Master of Arts in elementary and secondary physical education in 2013.

He is married to the former Allison Price who was a three-year starter at guard for the Tennessee Tech women's basketball team, and they are the proud parents of their son Cameron.

BOX SCORES



GAME 1
FAIRFIELD
WAKE FOREST

59
71

NOV. 7 - LJVM - ACCNX

Fairfield	Min	FG	FT	R	A	TP
Caleb Fields*	35	5-10	1-2	4	0	14
Supreme Cook*	18	5-8	3-6	5	0	13
Allan Jeanne-Rose*	32	1-5	0-4	8	3	2
Jake Wojcik*	22	1-4	0-0	3	1	2
Makai Willis*	18	1-3	0-0	5	0	2
TJ Long	27	4-13	0-0	3	0	11
Brycen Goodine	17	2-7	3-3	0	1	9
Chris Maidoh	16	2-3	0-0	3	1	4
Jalen Leach	5	0-0	2-2	1	1	2
Zach Crisler	10	0-2	0-0	0	0	0
Team	--	--	--	2	--	--
TOTAL	200	21-55	9-17	34	7	59

Wake Forest	Min	FG	FT	R	A	TP
Davien Williamson*	34	2-9	8-10	1	2	14
Andrew Carr*	34	6-9	1-1	5	1	14
Tyree Appleby*	26	1-5	6-6	4	3	8
Lucas Taylor*	18	1-2	0-0	4	0	3
Davion Bradford*	14	0-1	3-4	4	1	3
Cameron Hildreth	28	4-9	6-10	3	3	14
Bobbi Klinton	25	3-5	4-6	6	0	11
Zach Keller	14	1-4	1-2	0	0	4
Damari Monsanto	4	0-2	0-0	3	0	0
Matthew Marsh	3	0-0	0-0	1	0	0
Team	--	--	--	8	--	--
TOTAL	200	18-46	29-39	39	10	71

Points from	FU	WFU
Turnovers	8	12
Paint	18	18
Second Chance	7	10
Fast Breaks	3	2
Bench	26	29

Period by Period Scoring	First	Second	Total
FU	25	34	59
WFU	32	39	71



GAME 2
GEORGIA
WAKE FOREST

71
81

NOV. 11 - LJVM - ACC NETWORK

Georgia	Min	FG	FT	R	A	TP
Mardrez McBride*	24	4-10	2-2	4	0	13
Terry Roberts*	21	5-12	2-2	4	5	13
Kario Oquendo*	25	4-11	3-5	4	0	12
KyeRon Lindsay*	31	4-5	1-4	5	0	10
Frank Anselem*	17	0-1	0-0	4	0	0
Justin Hill	27	2-9	3-5	6	4	8
Braelen Bridges	18	3-3	0-0	1	0	6
Jusuan Holt	17	2-6	0-0	2	0	5
Jaxon Etter	13	2-3	0-1	1	1	4
Jabri Abdur-Rahim	7	0-2	0-0	0	0	0
Team	--	--	--	3	--	--
TOTAL	200	26-62	11-19	34	10	71

Wake Forest	Min	FG	FT	R	A	TP
Davien Williamson	38	7-13	7-8	4	4	24
Tyree Appleby	36	6-10	8-9	6	6	22
Davion Bradford	20	5-5	1-4	4	0	11
Andrew Carr	36	3-7	1-1	3	2	9
Lucas Taylor	12	0-2	0-0	1	1	0
Cameron Hildreth	21	3-5	1-3	11	2	8
Bobbi Klinton	12	3-5	0-0	1	1	7
Damari Monsanto	13	0-5	0-0	1	0	0
Zach Keller	12	0-1	0-1	2	0	0
Team	--	--	--	6	--	--
TOTAL	200	27-53	18-26	39	16	81

Points from	UGA	WFU
Turnovers	17	14
Paint	24	34
Second Chance	7	9
Fast Breaks	8	8
Bench	23	15

Period by Period Scoring	First	Second	Total
UGA	22	49	71
WFU	41	40	81



GAME 3
UTAH VALLEY
WAKE FOREST

65
68

NOV. 15 - LJVM - ACCNX

Utah Valley	Min	FG	FT	R	A	TP
Justin Harmon*	39	9-19	1-1	4	3	19
Le'Tre Darthard*	35	7-14	1-1	3	0	18
Aziz Bandoogo*	35	2-4	5-6	17	0	9
Trey Woodbury*	35	3-17	0-0	6	3	6
Tim Ceaser*	16	2-6	0-0	3	0	4
Blaze Nield	20	1-3	2-2	6	0	4
Jaden McClanahan	4	1-1	0-0	0	0	3
Cam Alford	14	0-3	2-2	4	3	2
Tahj Small	17	0-7	0-0	6	0	0
Tim Fuller	7	0-1	0-0	1	0	0
Ethan Potter	3	0-0	0-0	0	0	0
Team	--	--	--	3	--	--
TOTAL	225	25-75	11-12	53	9	65

Wake Forest	Min	FG	FT	R	A	TP
Tyree Appleby*	39	5-15	12-14	7	6	23
Andrew Carr*	37	6-17	1-1	14	1	15
Davien Williamson*	40	3-10	2-2	3	0	10
Davion Bradford*	10	1-2	1-2	1	0	3
Lucas Taylor*	10	0-2	0-0	1	0	0
Cameron Hildreth	37	3-8	2-2	6	3	9
Damari Monsanto	9	2-5	0-0	2	0	6
Matthew Marsh	6	1-2	0-0	1	1	2
Bobbi Klinton	29	0-3	0-0	4	0	0
Zach Keller	8	0-1	0-0	1	0	0
Team	--	--	--	3	--	--
TOTAL	225	21-65	18-21	43	11	68

Points from	UVU	WFU
Turnovers	9	10
Paint	28	24
Second Chance	15	10
Fast Breaks	4	8
Bench	9	17

Period by Period Scoring	First	Second	Overtime	Total
UVU	29	30	6	65
WFU	30	29	9	68



GAME 4
LASALLE
WAKE FOREST

63
75

NOV. 18 - JERSEY MIKES JAMAICA CLASSIC - CBS SPORTS

La Salle	Min	FG	FT	R	A	TP
Josh Nickelberry*	35	6-13	6-6	2	1	24
Hassan Drame*	30	3-8	0-0	5	0	8
Fousseyni Drame*	28	4-10	0-0	9	1	8
Khalil Brantley*	35	2-9	2-4	8	6	7
Mamadou Doucoure*	6	0-0	0-0	1	0	0
Anwar Gill	25	2-4	2-4	1	4	7
Rokas Jocius	22	2-4	0-2	6	0	4
Daeshon Shepherd	7	1-3	0-0	1	1	3
Jahmir Brickus	11	1-2	0-0	0	0	2
Jorge Sanchez-Ramos	1	0-0	0-0	0	0	0
Team	--	--	--	0	--	--
TOTAL	200	21-53	10-16	33	13	63

Wake Forest	Min	FG	FT	R	A	TP
Tyree Appleby*	37	8-14	5-5	3	4	23
Andrew Carr*	34	5-9	0-0	6	1	10
Davien Williamson*	31	2-11	2-2	6	1	6
Davion Bradford*	4	0-0	0-0	1	0	0
Lucas Taylor*	3	0-1	0-0	0	0	0
Damari Monsanto	20	5-10	0-0	5	0	14
Zach Keller	24	4-7	1-1	4	0	11
Cameron Hildreth	27	4-8	1-1	3	4	9
Bobbi Klinton	20	1-5	0-1	5	2	2
Team	--	--	--	2	--	--
TOTAL	200	29-65	9-10	35	12	75

Points from	LSU	WFU
Turnovers	7	17
Paint	16	40
Second Chance	1	6
Fast Breaks	2	9
Bench	16	36

Period by Period Scoring	First	Second	Total
LSU	33	30	63
WFU	35	40	75

BOX SCORES



GAME 5
LMU
WAKE FOREST

77
75

NOV. 20 - JERSEY MIKES JAMAICA CLASSIC - CBS SPORTS

Wake Forest	Min	FG	FT	R	A	TP
Tyree Appleby*	41	6-16	6-9	8	8	19
Cameron Hildreth*	40	4-7	1-1	4	3	10
Andrew Carr *	37	3-6	3-4	8	1	10
Davien Williamson*	21	3-6	0-0	1	1	7
Zach Keller*	11	1-3	0-0	4	0	2
Matthew Marsh	27	6-7	2-5	6	0	14
Damari Monsanto	24	3-9	0-0	1	0	9
Bob Klinton	24	2-6	0-0	3	1	4
Team	--	--	--	3	--	--
TOTAL	225	28-60	12-19	38	14	75

Loyola Marymount	Min	FG	FT	R	A	TP
Cam Shelton *	36	8-14	3-4	6	1	20
Justin Ahrens*	38	4-10	0-0	5	0	11
Keti Leapepe*	39	2-9	5-7	10	1	9
Jalin Anderson*	22	3-10	2-4	1	2	9
Rick Issanza*	9	0-0	0-0	1	0	0
Chance Stephens	32	7-10	2-2	1	0	23
Alex Merkviladze	14	1-3	0-0	3	1	3
Lamaj Lewis	8	1-2	0-0	3	0	2
Michael Graham	27	0-2	0-0	2	1	0
Team	--	--	--	2	--	--
TOTAL	225	26-60	12-17	34	6	77

Points from	LMU	WFU
Turnovers	23	19
Paint	26	36
Second Chance	12	8
Fast Breaks	4	5
Bench	28	27

Period by Period Scoring	First	Second	Overtime	Total
WFU	25	40	10	75
LMU	35	30	12	77



GAME 6
SOUTH CAROLINA STATE
WAKE FOREST

74
105

NOV. 23 - LJVM - ACC NETWORK

South Carolina State	Min	FG	FT	R	A	TP
Lesown Hallums*	24	5-13	3-4	2	3	14
Cameron Jones*	22	5-9	0-0	1	3	10
Davion Everett*	16	1-4	0-0	4	1	2
Rakeim Gary*	21	0-6	0-0	4	1	0
Dallas James*	7	0-0	0-0	3	0	0
Jordan Simpson	23	6-13	1-1	4	1	13
Raquan Brown	19	4-7	1-4	4	0	10
Rahsaan Edwards	19	4-8	0-0	0	0	10
DaJuan Bates	16	4-11	2-3	2	0	10
Justin Wilson	14	2-3	1-2	4	1	5
Shaman Alston	12	0-5	0-0	2	0	0
Mark Wardlaw	7	0-0	0-0	1	1	0
Team	--	--	--	2	--	--
TOTAL	200	31-79	8-14	33	11	74

Wake Forest	Min	FG	FT	R	A	TP
Cameron Hildreth*	26	7-10	4-5	8	2	19
Damari Monsanto*	20	6-11	0-0	5	1	16
Tyree Appleby*	26	3-4	4-5	2	9	13
Andrew Carr*	20	4-6	1-2	1	2	9
Zach Keller*	10	0-1	0-0	1	0	0
Bob Klinton	28	5-6	5-6	10	1	15
Joe Ituka	19	2-4	6-6	1	3	10
Matthew Marsh	14	3-3	4-5	3	0	10
Lucas Taylor	15	2-4	0-0	2	3	5
Davion Bradford	12	2-2	0-2	3	0	4
Grant van Beveren	2	2-2	0-0	1	0	4
RJ Kennah	2	0-0	0-0	0	1	0
Xu Xiaolong	2	0-0	0-0	0	0	0
Kevin Dunn	2	0-0	0-0	1	1	0
Owen Kmety	2	0-0	0-0	0	0	0
Team	--	--	--	2	--	--
TOTAL	200	36-53	24-31	40	23	105

Points from	SCS	WFU
Turnovers	16	13
Paint	36	52
Second Chance	14	3
Fast Breaks	10	12
Bench	48	48

Period by Period Scoring	First	Second	Total
SCS	27	47	74
WFU	51	54	105



GAME 7
HAMPTON
WAKE FOREST

70
97

NOV. 26 - LJVM - ACC NETWORK

Hampton	Min	FG	FT	R	A	TP
Luc Therrien*	19:46	2-5	2-3	3	0	6
Marquis Godwin*	28:20	6-8	0-0	2	0	18
Russell Dean*	38:13	4-14	6-8	7	7	15
Raymond Bethea Jr*	12:37	0-2	0-0	0	0	0
Jordan Nesbitt*	30:30	2-7	2-2	7	2	8
Kyrese Mullen	17:02	2-4	2-2	3	0	6
Daniel Banister	22:42	2-5	2-4	2	0	8
Amir Nesbitt	20:56	1-4	2-2	2	3	5
Tre Thomas	4:55	0-1	1-2	0	0	1
Najee Thomas	3:12	0-0	0-0	1	0	0
Bryce Earle	1:47	1-2	0-0	0	0	3
Team	--	--	--	2	--	--
TOTAL	200	20-52	17-23	29	12	70

Wake Forest	Min	FG	FT	R	A	TP
Andrew Carr*	29:06	7-14	1-2	3	3	17
Zach Keller*	21:19	2-5	0-0	1	1	5
Tyree Appleby*	27:11	7-8	0-0	1	3	17
Cameron Hildreth*	31:23	5-9	3-3	11	10	14
Damari Monsanto*	21:30	7-11	0-0	4	0	20
Davion Bradford	16:46	3-3	0-0	1	0	6
Bob Klinton	21:04	3-8	2-2	5	1	9
Joe Ituka	12:17	2-6	0-0	4	1	5
Lucas Taylor	7:25	0-0	0-0	0	0	0
RJ Kennah	4:19	1-2	0-0	1	0	2
Xu Xiaolong	1:55	0-0	0-0	1	0	0
Kevin Dunn	1:55	0-3	0-0	0	0	0
Grant van Beveren	1:55	1-1	0-0	1	0	2
Owen Kmety	1:55	0-0	0-0	0	0	0
Team	--	--	--	5	--	--
TOTAL	200	38-70	6-7	38	19	97

Points from	HAM	WFU
Turnovers	10	25
Paint	8	42
Second Chance	3	14
Fast Breaks	2	16
Bench	23	24

Period by Period Scoring	First	Second	Total
HAM	24	46	70
WFU	53	44	97



GAME 8
WAKE FOREST
WISCONSIN

78
75

NOV. 29 - KOHL CENTER - ESPNU

Wake Forest	Min	FG	FT	R	A	TP
Tyree Appleby*	40	11-16	6-6	4	5	32
Cameron Hildreth*	32	5-10	5-6	7	2	15
Damari Monsanto*	32	5-13	1-3	2	0	13
Andrew Carr*	15	1-3	0-0	3	0	3
Zach Keller*	10	1-1	0-0	3	0	2
Matthew Marsh	24	4-4	0-1	9	0	8
Davien Williamson	20	1-4	0-0	0	0	3
Davion Bradford	6	1-1	0-0	1	0	2
Bob Klinton	21	0-2	0-0	1	1	0
Team	--	--	--	3	--	--
TOTAL	200	29-54	12-16	33	8	78

Wisconsin	Min	FG	FT	R	A	TP
Chucky Hepburn*	35	7-18	3-4	3	2	23
Tyler Wahl*	31	6-14	5-5	4	2	17
Steven Crowl*	29	5-9	3-4	7	3	15
Jordan Davis*	14	1-2	0-0	1	0	3
Ma x Klesmit*	37	1-3	0-0	1	3	2
Connor Essegian	23	3-7	4-4	4	2	12
Isaac Lindsey	11	1-2	0-0	1	0	3
Carter Gilmore	18	0-1	0-1	1	2	0
Markus Ilver	2	0-0	0-0	0	0	0
Team	--	--	--	1	--	--
TOTAL	200	24-56	15-18	23	14	75

Points from	WIS	WFU
Turnovers	17	10
Paint	22	36
Second Chance	11	8
Fast Breaks	6	5
Bench	15	13

Period by Period Scoring	First	Second	Total
WFU	37	41	78
WIS	34	41	75

BOX SCORES



GAME 9
WAKE FOREST
CLEMSON

57
77

DEC. 2 - LITTLEJOHN COLISEUM - BALLY SPORTS

Wake Forest	Min	FG	FT	R	A	TP
Cameron Hildreth*	29	3-10	4-5	6	0	11
Tyree Appleby*	36	3-13	0-0	1	5	8
Damari Monsanto*	25	3-12	0-0	3	1	8
Andrew Carr *	23	2-5	0-0	6	0	4
Zach Keller*	21	0-1	4-6	1	1	4
Davien Williamson	28	5-11	0-0	0	0	12
Matthew Marsh	11	2-3	1-3	2	0	5
Bobi Klinton	16	1-1	0-0	2	1	3
Davion Bradford	8	1-2	0-0	1	0	2
Jao Ituka	3	0-1	0-0	0	0	0
Team	--	--	--	2	--	--
TOTAL	200	20-59	9-14	24	8	57

Clemson	Min	FG	FT	R	A	TP
PJ Hall*	22	7-11	5-6	8	0	21
Hunter Tyson*	34	3-6	8-8	10	2	15
Brevin Galloway*	29	5-10	2-2	4	3	14
Alex Hemenway*	32	4-6	0-0	1	2	12
Chase Hunter*	30	3-7	5-5	3	4	11
Ian Schieffelin	15	0-0	2-2	6	3	2
Ben Middlebrooks	9	0-1	2-2	0	0	2
Josh Beadle	20	0-1	0-0	3	1	0
Dillon Hunter	6	0-1	0-0	0	0	0
RJ Godfrey	2	0-0	0-0	0	0	0
Chauncey Wiggins	1	0-0	0-0	0	0	0
Team	--	--	--	3	--	--
TOTAL	200	22-43	24-25	38	15	77

Points from	Clem	WFU
Turnovers	12	24
Paint	24	20
Second Chance	2	1
Fast Breaks	11	4
Bench	4	22

Period by Period Scoring	First	Second	Total
WFU	33	24	57
Clem	26	51	77

LSU **GAME 10**
WAKE FOREST
LSU

70
72

DEC. 10 - STATE FARM ARENA - ESPNU

Wake Forest	Min	FG	FT	R	A	TP
Tyree Appleby*	37	11-13	2-3	1	6	26
Cameron Hildreth*	38	4-11	3-3	8	4	12
Damari Monsanto*	23	2-10	0-0	1	1	6
Andrew Carr*	16	2-2	1-1	2	0	5
Zach Keller*	13	0-3	0-0	2	0	0
Matthew Marsh	24	6-6	1-4	11	0	13
Davien Williamson	25	1-5	2-2	1	0	4
Bobi Klinton	18	1-3	0-0	3	0	2
Jao Ituka	3	1-2	0-0	2	0	2
Davion Bradford	3	0-0	0-0	2	0	0
Team	--	--	--	4	--	--
TOTAL	200	28-55	9-13	37	11	70

LSU	Min	FG	FT	R	A	TP
KJ Williams*	36	14-21	0-2	10	1	35
Derek Fountain*	30	4-5	3-6	5	0	11
Justice Hill*	25	2-6	0-0	1	6	4
Ad am Miller*	37	1-10	0-0	1	1	3
Mwani Wilkinson*	10	0-4	0-0	1	1	0
Cam Hayes	28	5-10	1-1	5	6	13
Justice Williams	17	2-6	1-2	1	2	5
Jalen Reed	9	0-0	1-4	0	0	1
Trae Hannibal	4	0-2	0-0	0	0	0
Kendal Coleman	4	0-0	0-0	0	0	0
Team	--	--	--	6	--	--
TOTAL	200	28-64	6-15	30	17	72

Points from	LSU	WFU
Turnovers	21	11
Paint	32	44
Second Chance	14	7
Fast Breaks	8	17
Bench	19	21

Period by Period Scoring	First	Second	Total
WFU	41	29	70
LSU	33	39	72



GAME 11
APP STATE
WAKE FOREST

66
67

DEC. 14 - LJVM - ACC NETWORK

App State	Min	FG	FT	R	A	TP
Christopher Mantis*	31	6-7	3-3	2	1	18
Donovan Gregory*	36	6-13	0-0	3	2	12
Terence Harcum*	33	5-10	0-0	3	1	11
CJ Huntley*	18	3-7	0-0	10	0	6
Justin Abson*	25	2-3	0-4	7	2	4
Tyree Boykin	18	4-7	0-0	2	0	9
Dibaji Walker	20	2-6	0-0	3	3	4
Xavion Brown	11	1-1	0-0	1	0	2
Carvell Teasett	8	0-1	0-0	0	0	0
Team	--	--	--	0	--	--
TOTAL	200	29-55	3-7	31	9	66

Wake Forest	Min	FG	FT	R	A	TP
Andrew Carr*	37	8-14	1-2	5	2	20
Tyree Appleby*	34	5-14	5-5	1	4	15
Davien Williamson*	35	4-13	0-0	4	0	12
Cameron Hildreth*	35	5-11	0-0	6	3	10
Matthew Marsh*	25	2-3	1-2	6	0	5
Bobi Klinton	18	0-2	2-2	6	0	2
Davion Bradford	7	1-1	0-0	2	0	2
Jao Ituka	6	0-2	1-2	0	1	1
Lucas Taylor	3	0-0	0-0	0	1	0
Team	--	--	--	3	--	--
TOTAL	200	25-60	10-13	33	11	67

Points from	APP	WFU
Turnovers	17	10
Paint	36	28
Second Chance	9	18
Fast Breaks	4	4
Bench	15	5

Period by Period Scoring	First	Second	Total
APP	37	29	66
WFU	31	36	67



GAME 12
WAKE FOREST
RUTGERS

57
81

DEC. 17 - JERSEY MIKE'S ARENA - BIG TEN NETWORK

Wake Forest	Min	FG	FT	R	A	TP
Cameron Hildreth*	31	5-11	2-4	3	1	13
Tyree Appleby*	26	3-5	2-2	0	2	10
Andrew Carr*	35	2-12	0-0	5	3	5
Matthew Marsh*	21	2-2	0-0	4	0	4
Davien Williamson*	18	1-2	0-0	2	0	3
Damari Monsanto	32	7-15	2-3	3	0	22
Bobi Klinton	15	0-2	0-0	5	2	0
Davion Bradford	8	0-0	0-0	1	1	0
Jao Ituka	7	0-0	0-0	0	0	0
Zach Keller	7	0-1	0-0	0	0	0
Team	--	--	--	2	--	--
TOTAL	200	20-50	6-9	25	9	57

Rutgers	Min	FG	FT	R	A	TP
Cam Spencer*	20	5-5	3-3	0	3	15
Clifford Omoruyi*	25	6-9	2-4	9	1	14
Caleb McConnell*	33	5-11	2-2	3	3	13
Paul Mulcahy*	33	3-5	4-4	4	7	10
Mawot Mag*	22	3-5	2-2	5	2	8
Aundre Hyatt	23	4-10	0-4	6	1	10
Derek Simpson	26	3-6	0-0	1	1	7
Antwone Woolfolk	13	1-1	0-0	2	0	2
Jalen Miller	2	1-1	0-0	0	0	2
Dean Reiber	2	0-0	0-0	0	0	0
Oskar Palmquist	1	0-0	0-0	0	0	0
Team	--	--	--	2	--	--
TOTAL	200	31-53	13-19	32	18	81

Points from	WFU	RU
Turnovers	13	26
Paint	16	44
Second Chance	5	12
Fast Breaks	8	20
Bench	22	21

Period by Period Scoring	First	Second	Total
Wake Forest	33	24	57
Rutgers	43	38	81

BOX SCORES



GAME 13
DUKE
WAKE FOREST

70
81

DEC. 20 - LJVM - ACC NETWORK

Duke	Min	FG	FT	R	A	TP
Mark Mitchell*	33	4-8	4-5	4	1	14
Ryan Young*	35	5-6	0-0	9	3	10
Jeremy Roach*	35	3-7	2-2	3	2	9
Kyle Flipowksi*	27	4-14	1-3	6	2	9
Tryese Proctor*	24	2-7	1-2	3	1	6
Jaylen Blakes	25	6-7	2-2	2	3	17
Jacob Grandison	19	2-9	0-0	1	2	5
Jaden Schutt	2	0-1	0-0	0	0	0
Team	--	--	--	1	--	--
TOTAL	200	26-59	10-14	29	14	70

Wake Forest	Min	FG	FT	R	A	TP
Tyree Appleby*	38	2-8	13-14	4	8	18
Cameron Hildreth*	33	7-15	2-2	9	1	16
Damari Monsanto*	29	4-11	2-2	5	2	13
Andrew Carr*	37	3-6	3-4	7	1	10
Matthew Marsh*	27	5-5	0-1	5	0	10
Davien Williamson	20	2-4	2-2	0	1	7
Davion Bradford	12	2-3	0-1	3	0	4
Bobbi Klintonman	4	1-1	0-0	2	0	3
Team	--	--	--	2	--	--
TOTAL	200	26-53	22-26	37	13	81

Points from	Duke	WFU
Turnovers	19	21
Paint	36	34
Second Chance	13	2
Fast Breaks	6	2
Bench	22	14

Period by Period Scoring	First	Second	Total
Duke	30	40	70
Wake Forest	39	42	81



GAME 14
VIRGINIA TECH
WAKE FOREST

75
77

DEC. 31 - LJVM - BALLY SPORTS

Virginia Tech	Min	FG	FT	R	A	TP
Justyn Mutts*	39	8-12	0-0	11	5	18
Sean Pedulla*	38	6-18	5-5	4	7	18
Grant Basile*	19	3-7	2-2	2	0	9
Lynn Kidd*	18	2-5	3-5	8	0	7
Darius Maddox*	25	2-6	1-1	2	1	5
Mylyjael Poteat	18	4-4	1-1	5	0	9
John Camden	15	1-3	3-5	1	0	6
MJ Collins	28	1-4	0-0	3	1	3
Team	--	--	--	3	--	--
TOTAL	200	27-59	15-19	39	14	75

Wake Forest	Min	FG	FT	R	A	TP
Tyree Appleby*	40	5-10	10-13	1	7	24
Andrew Carr*	28	5-16	2-2	7	1	14
Damari Monsanto*	18	2-7	4-4	3	0	9
Cameron Hildreth*	34	3-11	2-2	8	4	8
Matthew Marsh*	31	3-3	2-5	7	0	8
Davien Williamson	22	4-9	0-0	3	0	12
Bobbi Klintonman	19	1-7	0-0	5	0	2
Davion Bradford	8	0-0	0-0	1	0	0
Team	--	--	--	3	--	--
TOTAL	200	23-63	20-26	38	12	77

Points from	VT	WFU
Turnovers	7	12
Paint	34	18
Second Chance	15	20
Fast Breaks	4	4
Bench	18	14

Period by Period Scoring	First	Second	Total
Virginia Tech	38	37	75
Wake Forest	38	39	77



GAME 15
WAKE FOREST
NORTH CAROLINA

79
88

JAN. 4 - DEAN DOME - ACC NETWORK

North Carolina	Min	FG	FT	R	A	TP
RJ Davis*	38	9-14	4-4	4	4	27
Armando Bacot*	38	7-11	7-10	9	5	21
Leaky Black*	34	6-8	3-4	4	1	18
Caleb Love*	38	3-15	0-0	4	2	7
Pete Nance*	2	0-0	0-0	0	0	0
Seth Trimble	22	4-4	3-4	2	0	11
Justin McKoy	17	0-1	2-2	2	0	2
Jalen Washington	4	1-3	0-0	2	0	2
Puff Johnson	4	0-1	0-0	0	0	0
D'Marco Dunn	3	0-1	0-0	1	0	0
Team	--	--	--	--	--	--
TOTAL	200	30-58	19-24	28	12	88

Wake Forest	Min	FG	FT	R	A	TP
Damari Monsanto*	29	6-11	2-2	7	1	17
Tyree Appleby*	38	5-15	3-6	4	9	16
Andrew Carr*	35	7-11	0-2	9	5	16
Matthew Marsh*	24	3-4	0-2	3	0	6
Cameron Hildreth*	20	0-3	2-2	1	1	2
Davien Williamson	30	4-7	2-2	2	0	12
Bobbi Klintonman	12	1-4	4-4	3	0	6
Davion Bradford	12	2-2	0-0	0	0	4
Team	--	--	--	4	--	--
TOTAL	200	28-57	13-20	33	16	79

Points from	UNC	WFU
Turnovers	32	8
Paint	34	34
Second Chance	4	17
Fast Breaks	16	12
Bench	15	22

Period by Period Scoring	First	Second	Total
Wake Forest	38	41	79
North Carolina	37	51	88



GAME 16
WAKE FOREST
LOUISVILLE

80
72

JAN. 7 - KFC YUM! CENTER - ACC NETWORK

Wake Forest	Min	FG	FT	R	A	TP
Damari Monsanto*	29	8-16	0-0	4	0	21
Cameron Hildreth*	31	8-10	2-3	8	2	19
Tyree Appleby*	31	4-8	3-5	4	8	13
Matthew Marsh*	24	2-2	2-4	8	0	6
Andrew Carr*	31	2-7	0-0	2	1	5
Davien Williamson	25	4-9	2-2	2	2	13
Bobbi Klintonman	15	1-3	0-0	0	1	3
Davion Bradford	14	0-0	0-0	2	0	0
Team	--	--	--	1	--	--
TOTAL	200	29-55	9-14	31	14	80

Louisville	Min	FG	FT	R	A	TP
Mike James*	32	9-16	1-4	8	0	24
El Ellis*	36	7-13	5-9	3	8	20
Sydney Curry*	24	2-3	1-2	6	1	5
Kamari Lands*	18	1-7	0-0	1	0	3
Brandon Huntley-Hatfield*	23	1-2	0-0	4	0	2
Jae'lyn Withers	27	3-7	3-4	5	0	11
JJ Traynor	29	3-7	1-1	7	0	7
Hercy Miller	6	0-3	0-0	0	0	0
Roosevelt Wheeler	4	0-0	0-0	1	0	0
Fabio Basili	1	0-1	0-0	0	0	0
Team	--	--	--	1	--	--
TOTAL	200	26-59	11-20	36	9	72

Points from	WFU	LOU
Turnovers	21	12
Paint	28	34
Second Chance	3	16
Fast Breaks	4	6
Bench	16	18

Period by Period Scoring	First	Second	Total
Wake Forest	43	37	80
Louisville	26	46	72

BOX SCORES



GAME 17
FLORIDA STATE
WAKE FOREST

75
90

JAN. 11 - LJVM - ACC NETWORK

Florida State	Min	FG	FT	R	A	TP
Matthew Cleveland*	36	8-13	2-5	12	1	19
Caleb Mills*	21	6-9	4-4	2	2	19
Darin Green, Jr.*	34	5-12	0-0	2	1	12
Cameron Corhen*	32	3-4	2-2	1	3	9
Jalen Warley*	33	3-6	1-1	4	7	8
Baba Miller	17	2-4	0-1	4	0	4
Chandler Jackson	9	1-3	0-0	1	0	2
De'Ante Green	3	1-1	0-1	0	0	2
Tom House	10	0-2	0-0	1	1	0
Naheem McLeod	5	0-0	0-0	0	0	0
Team	--	--	--	3	--	--
TOTAL	200	29-54	9-14	30	15	75

Wake Forest	Min	FG	FT	R	A	TP
Cameron Hildreth*	37	9-14	5-9	6	4	23
Andrew Carr*	37	8-10	4-5	4	1	22
Damari Monsanto*	28	6-8	4-4	4	2	22
Tyree Appleby*	38	5-14	2-2	2	8	16
Matthew Marsh*	15	0-0	0-0	2	0	0
Davien Williamson	24	1-5	1-1	0	0	4
Bobi Klintman	14	1-3	0-0	1	0	3
Davion Bradford	4	0-0	0-0	1	0	0
Zach Keller	3	0-0	0-0	0	0	0
Team	--	--	--	3	--	--
TOTAL	200	30-54	16-21	23	15	90

Points from	FSU	WFU
Turnovers	13	25
Paint	36	32
Second Chance	9	7
Fast Breaks	12	10
Bench	8	7

Period by Period Scoring	First	Second	Total
Florida State	35	40	75
Wake Forest	44	46	90



GAME 19
CLEMSON
WAKE FOREST

77
87

JAN. 17 - LJVM - BALLY SPORTS

Clemson	Min	FG	FT	R	A	TP
PJ Hall*	30	7-16	7-7	9	0	22
Hunter Tyson*	38	7-14	3-4	14	2	19
Brevin Galloway*	34	7-17	0-0	1	4	16
Josh Beadle*	15	3-3	2-2	1	0	8
Ian Schieffelin*	19	1-3	0-0	3	0	2
Chauncey Wiggins	29	3-6	1-1	4	3	10
Dillon Hunter	13	0-3	0-0	0	2	0
RJ Godfrey	12	0-1	0-0	2	1	0
Ben Middlebrooks	10	0-3	0-0	2	1	0
Team	--	--	--	1	--	--
TOTAL	200	28-66	13-14	37	13	77

Wake Forest	Min	FG	FT	R	A	TP
Tyree Appleby*	40	6-14	10-14	3	7	24
Andrew Carr*	36	7-12	3-4	11	3	18
Cameron Hildreth*	33	5-14	6-7	10	1	17
Damari Monsanto*	28	6-10	2-2	3	1	17
Matthew Marsh*	17	1-1	0-0	1	0	2
Bobi Klintman	21	2-5	0-0	1	1	6
Davion Bradford	18	1-3	1-6	5	0	3
Davien Williamson	7	0-2	0-0	3	0	0
Team	--	--	--	2	--	--
TOTAL	200	28-61	22-33	39	13	87

Points from	CLEM	WFU
Turnovers	9	14
Paint	30	36
Second Chance	11	12
Fast Breaks	9	13
Bench	10	9

Period by Period Scoring	First	Second	Total
Clemson	38	39	77
Wake Forest	48	39	87



GAME 18
WAKE FOREST
BOSTON COLLEGE

85
63

JAN. 14 - CONTE FORUM - ESPN2

Wake Forest	Min	FG	FT	R	A	TP
Andrew Carr*	36	10-14	0-0	13	0	21
Cameron Hildreth*	37	7-12	4-4	2	6	20
Tyree Appleby*	39	7-17	1-1	3	7	17
Matthew Marsh*	9	2-2	0-0	4	0	4
Damari Monsanto*	22	1-6	0-0	5	1	3
Bobi Klintman	21	3-5	0-2	4	1	9
Davion Bradford	12	3-3	2-6	3	0	8
Davien Williamson	19	1-5	0-0	1	1	3
RJ Kennah	1	0-0	0-0	0	0	0
Xiaolong Xu	1	0-0	0-0	0	0	0
Kevin Dunn	1	0-1	0-0	0	0	0
Grant van Beveren	1	0-0	0-0	1	0	0
Owen Kmetz	1	0-0	0-0	0	0	0
Team	--	--	--	1	--	--
TOTAL	200	34-65	7-13	37	16	85

Boston College	Min	FG	FT	R	A	TP
Jaeden Zackery*	24	4-5	3-4	3	1	14
Makai Ashton-Langford*	28	4-14	2-2	2	2	12
Quinten Post*	22	4-7	2-2	3	0	10
Prince Aligbe*	21	3-8	0-0	3	2	8
DeMarr Langford Jr.*	22	1-4	2-2	2	1	4
Mason Madsen	25	2-7	1-2	2	3	7
Devin McGlockton	14	1-2	2-2	7	3	4
CJ Penha	4	2-3	0-0	0	0	4
Chas Kelley III	19	0-3	0-0	1	2	0
T.J. Bickerstaff	15	0-1	0-0	4	0	0
Armani Mighty	5	0-0	0-0	1	1	0
Quinn Pemberton	1	0-1	0-0	0	0	0
Team	--	--	--	4	--	--
TOTAL	200	21-55	12-14	32	15	63

Points from	WFU	BC
Turnovers	23	7
Paint	42	22
Second Chance	11	13
Fast Breaks	6	6
Bench	20	15

Period by Period Scoring	First	Second	Total
Wake Forest	41	44	85
Boston College	31	32	63



GAME 20
VIRGINIA
WAKE FOREST

76
67

JAN. 21 - LJVM - ESPNU

Virginia	Min	FG	FT	R	A	TP
Armaan Franklin*	38	9-21	2-4	10	1	25
Kihei Clark*	28	2-7	6-7	3	4	12
Ben Vander Plas*	29	3-7	0-0	7	2	8
Reece Beekman*	25	2-6	2-2	3	6	8
Jayden Gardner*	20	2-7	1-2	2	1	5
Isaac McKneely	23	3-8	2-2	2	3	11
Ryan Dunn	30	2-3	0-0	8	1	5
Francisco Caffaro	4	1-1	0-0	1	0	2
Kadin Shedrick	3	0-0	0-0	0	1	0
Team	--	--	--	2	--	--
TOTAL	200	24-60	13-17	38	19	76

Wake Forest	Min	FG	FT	R	A	TP
Damari Monsanto*	34	9-19	0-0	3	0	25
Cameron Hildreth*	38	3-7	9-10	7	2	16
Tyree Appleby*	40	4-16	4-4	2	5	13
Andrew Carr*	38	2-6	3-4	10	2	7
Matthew Marsh*	25	1-1	2-4	4	0	4
Bobi Klintman	10	1-1	0-0	0	0	2
Davien Williamson	12	0-1	0-0	0	0	0
Davion Bradford	3	0-0	0-0	0	0	0
Team	--	--	--	6	--	--
TOTAL	200	20-51	18-22	32	9	67

Points from	UVA	WFU
Turnovers	9	5
Paint	16	18
Second Chance	10	10
Fast Breaks	0	7
Bench	18	2

Period by Period Scoring	First	Second	Total
Virginia	42	34	76
Wake Forest	32	35	67

2022-23 SEASON STATS

Game Records

Record	Overall	Home	Away	Neutral
ALL GAMES	14-6	10-1	3-3	1-2
CONFERENCE	6-3	4-1	2-2	0-0
NON-CONFERENCE	8-3	6-0	1-1	1-2

Score by Periods

Team	1st	2nd	OT	TOT
Wake Forest	765	763	19	1547
Opponents	645	783	18	1446

Team Box Score

No.	Player	Total			3-Point		F-Throw		Rebounds				Other Stats									
		GP-GS	MIN	AVG	FG-FGA	FG%	3FG-3FGA	3FG%	FT-FTA	FT%	OFF	DEF	TOT	AVG	PF	DQ	A	TO	BLK	STL	PTS	AVG
1	APPLEBY, Tyree	20-20	708:30	35.4	107-235	.455	41-102	.402	102-123	.829	8	53	61	3.1	46	1	120	64	1	36	357	17.9
2	HILDRETH, Cameron	20-16	637:11	31.9	94-195	.482	13-41	.317	64-82	.780	27	100	127	6.4	50	0	58	49	0	26	265	13.3
30	MONSANTO, Damari	19-13	440:30	23.2	82-191	.429	60-146	.411	17-20	.850	4	60	64	3.4	32	0	10	18	5	23	241	12.7
11	CARR, Andrew	20-20	631:56	31.6	93-186	.500	23-67	.343	25-35	.714	34	90	124	6.2	50	1	30	32	16	17	234	11.7
4	WILLIAMSON, Daivien	18-7	464:25	25.8	47-129	.364	30-76	.395	28-31	.903	4	27	31	1.7	20	0	13	18	0	8	152	8.4
33	MARSH, Matthew	17-10	326:49	19.2	43-48	.896	0-0	.000	15-36	.417	18	59	77	4.5	33	0	1	9	3	4	101	5.9
34	KLINTMAN, Bobi	20-0	350:19	17.5	28-74	.378	10-31	.323	17-23	.739	25	44	69	3.5	33	1	12	14	6	10	83	4.2
10	ITUKA, Jao	6-0	50:12	8.4	5-15	.333	1-3	.333	7-8	.875	2	5	7	1.2	4	0	5	10	1	0	18	3.0
20	BRADFORD, Davion	19-4	189:33	10.0	22-28	.786	0-0	.000	8-25	.320	14	22	36	1.9	33	0	2	14	10	1	52	2.7
25	KELLER, Zach	12-6	156:09	13.0	9-28	.321	4-18	.222	6-10	.600	6	13	19	1.6	19	0	2	6	2	7	28	2.3
52	VAN BEVEREN, Grant	3-0	04:39	1.6	3-3	1.000	0-0	.000	0-0	.000	1	2	3	1.0	0	0	0	0	0	0	6	2.0
0	TAYLOR, Lucas	7-4	68:46	9.8	3-11	.273	2-5	.400	0-0	.000	0	8	8	1.1	5	0	5	3	2	1	8	1.1
40	KENNAH, RJ	3-0	07:03	2.4	1-2	.500	0-0	.000	0-0	.000	1	0	1	0.3	2	0	1	0	1	0	2	0.7
55	KMETY, Owen	3-0	04:39	1.6	0-0	.000	0-0	.000	0-0	.000	0	0	0	0.0	1	0	0	0	0	0	0	0.0
51	DUNN, Kevin	3-0	04:39	1.6	0-4	.000	0-3	.000	0-0	.000	0	1	1	0.3	0	0	1	1	0	0	0	0.0
45	XU, Xiaolong	3-0	04:39	1.6	0-0	.000	0-0	.000	0-0	.000	0	1	1	0.3	0	0	0	2	0	0	0	0.0
Team											32	33	65					9				
Total		20	4050		537-1149	.467	184-492	.374	289-393	.735	176	518	694	34.7	328	3	260	249	47	133	1547	77.4
Opponents		20	4050		515-1177	.438	175-521	.336	241-338	.713	181	491	672	33.6	374	8	252	268	66	136	1446	72.3

Team Statistics

	WF	OPP
Scoring	1547	1446
Points per game	77.4	72.3
Scoring margin	+5.1	-
Field goals-att	537-1149	515-1177
Field goal pct	.467	.438
3 point fg-att	184-492	175-521
3-point FG pct	.374	.336
3-pt FG made per game	9.2	8.8
Free throws-att	289-393	241-338
Free throw pct	.735	.713
F-Throws made per game	14.5	12.1
Rebounds	694	672
Rebounds per game	34.7	33.6
Rebounding margin	+1.1	-
Assists	260	252
Assists per game	13.0	12.6
Turnovers	249	268
Turnovers per game	12.5	13.4
Turnover margin	+1.0	-
Assist/turnover ratio	1.0	0.9
Steals	133	136
Steals per game	6.7	6.8
Blocks	47	66
Blocks per game	2.4	3.3
Winning streak	0	-
Home win streak	0	-
Attendance	85020	64706
Home games-Avg/Game	11-7729	6-10784
Neutral site-Avg/Game	-	3-6077

Team Results

Date	Opponent		Score	Att.
11/07/2022	Fairfield	W	71-59	5335
11/11/2022	Georgia	W	81-71	7114
11/15/2022	Utah Valley	Wot	68-65	5694
11/18/2022	vs La Salle	W	75-63	5307
11/20/2022	vs LMU (CA)	Lot	75-77	5128
11/23/2022	South Carolina St.	W	105-74	5760
11/26/2022	Hampton	W	97-70	5151
11/29/2022	at Wisconsin	W	78-75	14435
12/02/2022	at Clemson	L	57-77	6599
12/10/2022	vs LSU	L	70-72	7795
12/14/2022	App State	W	67-66	7781
12/17/2022	at Rutgers	L	57-81	8000
12/20/2022	Duke	W	81-70	10812
12/31/2022	Virginia Tech	W	77-75	8709
01/04/2023	at North Carolina	L	79-88	19031
01/07/2023	at Louisville	W	80-72	11986
01/11/2023	Florida St.	W	90-75	8174
01/14/2023	at Boston College	W	85-63	4655
01/17/2023	Clemson	W	87-77	8047
01/21/2023	Virginia	L	67-76	12443

2022-23 CONFERENCE STATS

Game Records

Record	Overall	Home	Away	Neutral
ALL GAMES	6-3	4-1	2-2	0-0
CONFERENCE	6-3	4-1	2-2	0-0
NON-CONFERENCE	0-0	0-0	0-0	0-0

Score by Periods

Team	1st	2nd	OT	TOT
Wake Forest	356	347	0	703
Opponents	303	370	0	673

Team Box Score

No.	Player	Total			3-Point			F-Throw		Rebounds				Other Stats								
		GP-GS	MIN	AVG	FG-FGA	FG%	3FG-3FGA	3FG%	FT-FTA	FT%	OFF	DEF	TOT	AVG	PF	DQ	A	TO	BLK	STL	PTS	AVG
1	APPLEBY, Tyree	9-9	339:20	37.7	41-115	.357	21-58	.362	46-59	.780	3	21	24	2.7	23	1	64	30	1	17	149	16.6
30	MONSANTO, Damari	9-9	241:32	26.8	45-100	.450	31-76	.408	14-14	1.000	0	37	37	4.1	19	0	8	10	3	11	135	15.0
2	HILDRETH, Cameron	9-9	291:29	32.4	45-96	.469	6-20	.300	36-44	.818	14	43	57	6.3	22	0	21	20	0	16	132	14.7
11	CARR, Andrew	9-9	302:30	33.6	46-87	.529	10-27	.370	15-21	.714	19	50	69	7.7	23	0	14	11	10	8	117	13.0
4	WILLIAMSON, Daivien	9-0	200:39	22.3	23-56	.411	16-37	.432	7-7	1.000	3	6	9	1.0	11	0	5	5	0	2	69	7.7
33	MARSH, Matthew	9-8	183:53	20.4	19-21	.905	0-0	.000	7-19	.368	10	26	36	4.0	21	0	0	4	2	1	45	5.0
34	KLINTMAN, Bobi	9-0	120:17	13.4	10-27	.370	7-13	.538	4-6	.667	7	13	20	2.2	15	0	3	4	0	3	31	3.4
20	BRADFORD, Davion	9-0	88:33	9.8	9-13	.692	0-0	.000	3-13	.231	6	10	16	1.8	15	0	0	2	2	0	21	2.3
25	KELLER, Zach	2-1	23:59	12.0	0-1	.000	0-1	.000	4-6	.667	1	0	1	0.5	2	0	1	0	0	1	4	2.0
45	XU, Xiaolong	1-0	00:52	0.9	0-0	.000	0-0	.000	0-0	.000	0	0	0	0.0	0	0	0	0	0	0	0	0.0
40	KENNAH, RJ	1-0	00:52	0.9	0-0	.000	0-0	.000	0-0	.000	0	0	0	0.0	0	0	0	0	0	0	0	0.0
52	VAN BEVEREN, Grant	1-0	00:52	0.9	0-0	.000	0-0	.000	0-0	.000	0	1	1	1.0	0	0	0	0	0	0	0	0.0
55	KMETY, Owen	1-0	00:52	0.9	0-0	.000	0-0	.000	0-0	.000	0	0	0	0.0	0	0	0	0	0	0	0	0.0
10	ITUKA, Jao	1-0	03:27	3.5	0-1	.000	0-0	.000	0-0	.000	0	0	0	0.0	1	0	0	4	0	0	0	0.0
51	DUNN, Kevin	1-0	00:52	0.9	0-1	.000	0-1	.000	0-0	.000	0	0	0	0.0	0	0	0	0	0	0	0	0.0
Team											14	10	24				4					
Total		9	1800		238-518	.459	91-233	.391	136-189	.720	77	217	294	32.7	152	1	116	94	18	59	703	78.1
Opponents		9	1800		233-513	.454	81-232	.349	126-161	.783	76	231	307	34.1	171	2	126	118	28	49	673	74.8

Team Statistics

	WF	OPP
Scoring	703	673
Points per game	78.1	74.8
Scoring margin	+3.3	-
Field goals-att	238-518	233-513
Field goal pct	.459	.454
3 point fg-att	91-233	81-232
3-point FG pct	.391	.349
3-pt FG made per game	10.1	9.0
Free throws-att	136-189	126-161
Free throw pct	.720	.783
F-Throws made per game	15.1	14.0
Rebounds	294	307
Rebounds per game	32.7	34.1
Rebounding margin	-1.4	-
Assists	116	126
Assists per game	12.9	14.0
Turnovers	94	118
Turnovers per game	10.4	13.1
Turnover margin	+2.7	-
Assist/turnover ratio	1.2	1.1
Steals	59	49
Steals per game	6.6	5.4
Blocks	18	28
Blocks per game	2.0	3.1
Winning streak	0	-
Home win streak	0	-
Attendance	48185	42271
Home games-Avg/Game	5-9637	4-10568
Neutral site-Avg/Game	-	0-0

Team Results

Date	Opponent		Score	Att.
12/02/2022	at Clemson	L	57-77	6599
12/20/2022	Duke	W	81-70	10812
12/31/2022	Virginia Tech	W	77-75	8709
01/04/2023	at North Carolina	L	79-88	19031
01/07/2023	at Louisville	W	80-72	11986
01/11/2023	Florida St.	W	90-75	8174
01/14/2023	at Boston College	W	85-63	4655
01/17/2023	Clemson	W	87-77	8047
01/21/2023	Virginia	L	67-76	12443