



WAKE FOREST 2020-21 MEN'S BASKETBALL



GAME 20

WAKE FOREST DEMON DEACONS

6-13 | 3-13 ACC

Head Coach: Steve Forbes
Record at Wake Forest: 6-13; First Season
Career Record: 301-118
Last Game: L, 46-84 at Virginia Tech

VS

PITTSBURGH PANTHERS

9-10 | 5-9 ACC

Head Coach: Jeff Capel
Record at Virginia Tech: 38-41, Third Season
Career Record: 192-136
Last Game: L, 62-65 at NC State

MARCH 2, 2021 - 6:00 P.M. - ACCN - PETERSEN EVENTS CENTER

TV - ACC NETWORK - WES DURHAM AND MARK WISE

RADIO - WAKE FOREST LEARFIELD IMG SPORTS NETWORK - STAN COTTEN AND MARK 'DINGER' FREIDINGER



Quick Comparison

66.4	PPG	71.6
.412	FG%	.428
.342	3FG%	.323
33.1	RPG	38.9



KEY STORYLINES

ACROSS THE ACC

- The Deacs rank in the top 10 in multiple statistical categories in the ACC this season -
 - 5th - Free Throw % (73.5)
 - 10th - Steals per game (6.21)
 - 3rd - 3-pt FG made (166, 8.74/game)
 - 8th - 3-pt FG % (.342)
 - 5th - Defensive rebounding % (74.1)
 - 10th - Rebounding defense (34.05)
 - 10th - Offensive rebounds per game (8.95)
- *Prior to the Virginia Tech game* Wake Forest had several individuals inside the top 15 in multiple categories in the ACC during league play.
 - Daivien Williamson
 - 8th in Free Throw % (81.3)
 - 14th in Steals/Game (1.33)
 - 12th in Minutes Played/Game (35.02)
 - 18th in Scoring (13.27 ppg)
 - Ish Massoud
 - 1st - 3-pt FG made in an ACC game (8)
 - 2nd - Points scored in a game (31)
 - Isaiah Mucius
 - T-2nd - 3-pt FG made in an ACC game (7)
 - Ody Oguama
 - 10th - Offensive rebounds/game (2.44)
 - Jonah Antonio
 - T-2nd - 3-pt FG made in an ACC game (7)

DUBOSE SHOWS OUT

- Grad transfer Ian DuBose made his long-awaited return to the hardwood against Boston College after sitting out for medical reasons from Nov. 30-Jan. 28.
 - 59 days without a workout
 - 74 days between games played
- After the first two games of the season, DuBose was leading the Deacs in rebounding, steals and minutes and was second on the team in scoring.
 - As of Nov. 28 -
 - 27.5 mpg
 - 4.5 rpg
 - 2.5 spg
 - 11.0 ppg
 - In his first game back with the Deacs, DuBose led the team in scoring with 17 points, added five rebounds, three assists, one steal and one block.
 - In his second game back, he returned to the starting lineup and added 18 points, five assists, four rebounds, and two steals.
 - As of March 1 -
 - 24.7 mpg *third on team
 - 4.6 rpg *third on team
 - 2.38 apg *leads team
 - 1.25 spg *second on team
 - 11.1 ppg *second on team
 - DuBose has remained in the starting lineup since Florida State on Feb. 13 and is shooting 44.1% from the field.

NOVEMBER

- 25 Delaware State ACCNX W, 111-51
- 27 Longwood ACCN W, 71-60

DECEMBER

- 2 Troy Postponed
- 13 Presbyterian Cancelled
- 16 Virginia Postponed
- 21 VMI Cancelled
- 30 Syracuse Postponed
- 31 Catawba ACCN W, 70-62

JANUARY

- 3 at Georgia Tech ACCN L, 70-54
- 6 at Virginia ACCNX L, 70-61
- 9 at Duke ACCN L, 79-68
- 13 Louisville ACCN L, 77-65
- 17 Virginia Tech ACCN L, 64-60
- 20 at UNC ACCN L, 80-73
- 23 Pitt ACCN W, 76-75
- 27 at NC State ACCN L, 67-72
- 30 Miami ACCN W, 66-54

FEBRUARY

- 2 at Notre Dame ACCN L, 58-79
- 10 at Boston Coll. ACCN W, 69-65
- 13 at Florida State RSN L, 91-85
- 17 Duke ACCN L, 84-60
- 20 NC State RSN L, 80-62
- 24 Clemson ACCN L, 60-39
- 27 at Virginia Tech ACCN L, 46-84

MARCH

- 2 at Pitt ACCN 6 P.M.
- 5 Georgia Tech ACCN 8 P.M.

WAKE FOREST TOP PERFORMERS

#	Name	Pos.	Ht.	Wt.	Cl.	Min./G	Pts./G	Notes
1	Isaiah Mucius	F	6-8	195	Jr.	25.1	10.1	Only player to start all 18 games, second in rebounding, third in scoring
4	Daivien Williamson	G	6-2	170	Jr.	33.9	12.2	Leads team in scoring, minutes, steals and assists
20	Jonah Antonio	G	6-4	210	Grad.	20.5	7.1	Leads team shooting 40% from three-point range
33	Ody Oguama	F	6-9	205	So.	22.3	8.2	Leads team in rebounding (5.5 rpg), shooting team-best 48.5% from the field

QUICK FACTS

UNIVERSITY QUICK FACTS

Location Winston-Salem, NC 27109
 Founded 1834 in Wake Forest, NC
 Enrollment 5,033 undergraduate
 Affiliation NCAA Division I
 Conference Atlantic Coast
 Colors Old Gold & Black
 President Dr. Nathan O. Hatch
 Faculty Athletic Rep. Dr. Peter Brubaker
 Athletic Director John Currie
 Athletic Department Phone (336) 758-4620
 Ticket Office Phone (888) 758-DEAC

ARENA INFORMATION

Arena Lawrence Joel Veterans Memorial Coliseum
 Capacity 14,665
 Opened 1989-90
 Record in Facility 360-127

PROGRAM HISTORY

Years of Basketball 114th
 First Season of Basketball 1906
 All-Time Head Coaches 23
 All-Time Record 1,553-1,258
 Winning Seasons 66
 20+ Win Seasons 21
 All-Time ACC Record 444-552
 ACC Championships 4 (1961, 1962, 1995, 1996)
 Winning ACC Seasons 24
 NCAA Tournament Appearances (Last) 23 (2017)
 NCAA Tournament Record 28-23
 NCAA Sweet 16's 10
 NCAA Elite Eight 7
 NCAA Final Four 1 (1962)
 NIT Appearances (Last) 6 (2006)
 NIT Record 10-5
 NIT Championships 1 (2000)

COACHING STAFF

Head Coach Steve Forbes
 Alma Mater, Year Southern Arkansas '88
 Record at Wake Forest 2-0
 Record Overall 298-106
 Assistant Coach Randolph Childress
 Years at WFU/Alma Mater 9th / WFU '95
 Assistant Coach B.J. McKie
 Years at WFU/Alma Mater 1st/South Carolina '99
 Assistant Coach Brooks Savage
 Years at WFU/Alma Mater 1st/Tennessee '08
 Dir. of Basketball Operations Frank Davis
 Years at WFU/Alma Mater 1st/Tennessee Tech '10
 Director of Athletic Performance Mike Starke
 Director of Player Development Antanas Kavaliauskas
 Director of Player Relations Joe Hugley
 Video Coordinator Chris Forbes
 Special Assistant Matt Woodely
 Sports Medicine Greg Collins
 Equipment Manager Roxann Moody
 Basketball Office Phone (336) 758-5622

TEAM INFORMATION

2019-20 Overall Record 13-18
 Home / Away / Neutral 9-5/2-11/2-2
 2019-20 ACC Record / Finish 6-14/13th
 Overall Letterwinners Returning/Lost 4/6
 Starters Returning/Lost 2/5
 Newcomers 8

SPLASH

- Wake Forest is one of only two schools in the country that has had three players each make seven three's in a single game. Florida Atlantic has also had three players accomplish the feat.
 - Massoud - 8 vs Pitt
 - Mucius - 7 at North Carolina
 - Antonio - 7 at Florida State

ANTONIO FROM DEEP

- Grad transfer Jonah Antonio currently leads the Deacs from the 3-point line, shooting 40% from beyond the arc. He has sank at least two three's in eight games this season.
 - Recorded a career-high 23 points at Florida State, with seven made triples.
 - Led the team with 12 points and 4-of-9 shooting from three against Virginia Tech.

HOMETOWN HERO

- Junior guard Daivien Williamson currently leads the Deacs in scoring, minutes per game, total assists and total steals. He is the only Demon Deacon averaging 32+ minutes a game and 12+ points per game.
 - Recorded a career-high 27 points at North Carolina.
 - He has 46 assists through 18 games (2.55/game) and recorded a season-high eight assists against Pitt.
- Williamson has led the Deacs in scoring in seven games so far this season and scored in double figures in 11 games. He became the second Wake Forest player this season to record 20 in a single half.
 - Williamson at NC State and Mucius at UNC
 - He is the first Demon Deacon to score 22 points, grab three steals, and make four triples against an ACC opponent since Jeff Teague scored 27 points, grabbed three steals, and made four triples against Boston College on Feb. 8th, 2009.

RETURNERS ON THE RISE

- Sophomore forward Isaiah Mucius leads the team as the only Deac to have started every game for Wake Forest this season.
 - Has recorded five or more rebounds in 12 of 19 games this season.
 - Second on the team in rebounding (5.1) and third in scoring (10.1).
 - Scored a career-high 27 points and seven 3-pointers at UNC.
 - Was one rebound shy of his fourth career double-double in ACC play against Miami with 13 points and nine rebounds.
- Sophomore Ody Oguama has secured himself as the big man in the middle for the Deacs this season.
 - Posted his eighth double-digit scoring game of his collegiate career against Duke
 - Recorded his second-career double-double, leading the Deacs with 10 rebounds and 13 points off the bench at Boston College.
 - His first collegiate double-double also came against Boston College on Jan. 19, 2020
 - Recorded a career-high 12 rebounds at home against Miami.
 - Ranks 10th in the ACC in offensive rebounds, pulling down 2.47 a game.

DEACS IN THE NBA

2020-21 SEASON

Chris Paul | Suns | Year 16

-Averaging 17.1 points and 8.5 assists in 32.0 minutes a game, shooting 97% from the FT line.
 -Passed Oscar Robertson to 6th on the NBA All-Time assists list
 -One of only three NBA players in history to have 19K career points and 9,800 career assists
 - Selected as a West reserve, now an 11x NBA All-Star

Ish Smith | Wizards | Year 11

-Averaging 5.2 points and 4.7 assists in 20.6 minutes a game
 -Out for 6-8 weeks with a quad injury

John Collins | Hawks | Year 4

-Averaging 17.6 points and 7.5 rebounds in 31.5 minutes a game
 -Recorded a season-high 35 points Feb. 3

James Johnson | Mavs | Year 12

-Averaging 6.4 points and 3.1 rebounds in 18.4 minutes a game

Jeff Teague | Celtics | Year 12

-Averaging 5.5 points, 1.6 rebounds, and 2.0 assists in 17.3 minutes a game
 -Shooting 90.0 from the FT line

Al-Farouq Aminu | Magic | Year 11

-Knee surgery Dec. 2020 - out indefinitely

SERIES HISTORY

SERIES RECORD

- The Deacs lead the series against 6-4 against the Panthers and are 4-0 at LJVM. Wake is 2-2 in Petersen Event Center. They last won on the road Jan. 4, 2020, 69-65.

LAST MEETING

- W, 76-75, Jan. 23, 2021 at LJVM. The Deacs got their first conference win and Forbes tallied his 300th career win with the narrow victory over the Panthers. Sophomore Ismael Massoud recorded a career-high 31 points that night.

SCOUT REPORT

- The Panthers are coming off a 65-62 road loss to NC State on Sunday. Justin Champagnie continues to lead Pitt with 18.6 ppg, 11.4 rpg, and 19 total blocks on the season.

MEDIA INFORMATION

CREDENTIALS AND PARKING

Credentials pickup / Media entrance will be at the West Lobby. Credentials allow access only to assigned media seating -- or specific sections designated for photographers and videographers – and do not provide access to the floor, suites or other areas.

Throughout the season, media interested in covering the Demon Deacons at LJVM Coliseum and on the road will need to make a credential request through Wake Forest, not through the opposing ACC school staff.

Will Pantages (pantagw@wfu.edu) and Lucy Berres (berresl@wfu.edu) will accept all credential requests and will work to determine availability for a specific site as space will be very limited.

Due to Wake Forest not allowing fans inside LJVM Coliseum at this time, Athletics will not credentials scouts. Media will be parking in the Pepsi Lot. If passes are required, those will be shared digitally prior to the game.

COVID-19 REGULATIONS

Each credentialed media member will be asked a series of questions and will undergo a temperature check when they arrive at LJVM Coliseum. After a successful temperature check, media members will receive a wristband to verify their health. Metal detection and bag check will take place upon entry into the concourse.

Once in the arena, members of the media will need to remain in Section 113 seating or their assigned shooting location for the safety of others. A mask must be worn at all times in Joel Coliseum.

POSTGAME INTERVIEWS

All postgame interviews will be conducted online through Zoom.

Coach Steve Forbes and select Demon Deacon student-athletes will be available as soon as possible following games for both home and away events. Links for the video conference, or phone numbers to dial into the conference, will be provided to the media prior to tipoff.

Wake Forest Athletics staff will have the Zoom press conference streamed live on YouTube and student-athletes and Steve Forbes will call-in the Wake Forest Sports Properties radio broadcast postgame show.

Opposing team's head coach and select student-athletes will be made available via Zoom. Please contact a member of their communications staff for additional information.

For individual interview requests throughout the season, please contact Will Pantages (Pantagw@wfu.edu) or Lucy Berres (berresl@wfu.edu)

RECORD WHEN...

Home.....	5-5
Road	1-8
Neutral.....	0-0
Ranked Opponent (either AP or Coaches).....	0-6
Unranked Opponent	6-7
Leads at halftime.....	4-2
Trails at halftime.....	1-11
Tied at halftime	1-0
Goes into overtime.....	0-1
Leads by 10 or more points.....	6-1
Trails by 10 or more points.....	1-13
Shoots 50% or better	1-1
Shoots less than 50%	2-2
Shoots less than 45%	3-3
Shoots less than 40%	0-7
Opponent shoots 50% or better	1-8
Opponent shoots less than 50%	1-4
Opponent shoots less than 45%	1-1
Opponent shoots less than 40%	3-0
Has higher FG% than opponent	4-0
Has lower FG% than opponent	2-13
Has same FG% as opponent	0-0
Outrebounds its opponent.....	4-2
Outrebounded by opponent.....	2-9
Has same rebounds as opponent.....	0-2
Has more off rebounds than opponent ...	3-6
Has fewer off rebounds than opponent....	3-4
Has same off rebounds as opponent	0-3
Has fewer turnovers than opponent.....	2-3
Has more turnovers than opponent.....	4-10
Has same turnovers as opponent	0-0
Has fewer than 10 turnovers.....	0-2
Opponent has fewer than 10 turnovers.....	1-4
Shoots more FTs than opponent.....	4-4
Shoots fewer FTs than opponent.....	1-8
Shoots the same FTs as opponent	1-1
Game decided by 10 points or less or OT.....	2-3
Game decided by 5 points or less or OT.....	2-2
Scores <60 points.....	0-4
Scores 60-69 points.....	2-7
Scores 70-79 points.....	3-1
Scores 80-89 points.....	0-1
Scores 90+ points.....	1-0
Allows <60 points.....	2-0
Allows 60-69 points.....	3-2
Allows 70-79 points.....	1-6
Allows 80-89 points.....	0-4
Allows 90+ points.....	0-1
Wins the tip	2-6
Loses the tip.....	4-8
White uniforms	5-3
Black uniforms	1-8
Grey uniforms.....	0-2

2020-21 ROSTER & BREAKDOWN

ROSTER BREAKDOWN

BY CLASS

Seniors (5)
Jonah Antonio (Graduate)
Ian Dubose (Graduate)
Jalen Johnson (Graduate)
Anthony Mathis, Jr.
Sunday Okeke

Juniors (5)
Blake Buchanan
Miles Lester
Isaiah Mucius
Isaiah Wilkins
Daivien Williamson

Sophomores (5)
Tariq Ingraham
Ismael Massoud
Jahcobi Neath
Ody Oguama
Grant van Beveren

Freshmen (3)
Quadry Adams
Emmanuel Okpomo
Carter Whitt

BY STATE/COUNTRY

North Carolina (7)
Blake Buchanan
Ian Dubose
Jalen Johnson
Ody Oguama
Isaiah Wilkins
Daivien Williamson
Carter Whitt

New York (2)
Ismael Massoud
Isaiah Mucius

Georgia (1)
Grant van Beveren

Kansas (1)
Miles Lester

Kentucky (1)
Anthony Mathis, Jr.

Mississippi (1)
Emmanuel Okpomo

New Jersey (1)
Quadry Adams

Pennsylvania (1)
Tariq Ingraham

Canada (1)
Jahcobi Neath

Australia (1)
Jonah Antonio

Nigeria (1)
Sunday Okeke

NUMERICAL ROSTER

No.	Name	Pos.	Ht.	Wt.	Yr.	Hometown	High School [Previous College]
0	Jahcobi Neath	G	6'3"	200	SO	Toronto, Ont.	Crestwood Prep
1	Isaiah Mucius	F	6'8"	195	JR	East Patchogue, N.Y.	Brewster Academy
2	Jalen Johnson	G	6'6"	196	GR	Durham, N.C.	Tennessee
4	Daivien Williamson	G	6'2"	165	JR	Winston-Salem, N.C.	East Tennessee State (ETSU)
10	Tariq Ingraham	F	6'9"	250	SO	Philadelphia, Penn.	Bonner-Prendergast
11	Ian Dubose	G	6'4"	210	GR	Durham, N.C.	Houston Baptist
13	Quadry Adams	G	6'4"	170	FR	Piscataway, N.J.	St. Thomas Aquinas
20	Jonah Antonio	G	6'5"	180	GR	Perth, Australia	Univ. Nevada Las Vegas (UNLV)
23	Isaiah Wilkins	G	6'4"	225	JR	Winston-Salem, N.C.	Virginia Tech
25	Ismael Massoud	F	6'8"	200	SO	East Harlem, N.Y.	Macduffie School
30	Emmanuel Okpomo	C	6'10"	220	FR	Jackson, Miss.	Oak Hill Academy
31	Blake Buchanan	F	6'5"	205	JR	Durham, N.C.	Voyager Academy
33	Ody Oguama	F	6'9"	205	SO	Raleigh, N.C.	Woodstock Academy
34	Sunday Okeke	F	6'8"	250	SR	Lagos, Nigeria	Greens Farms Academy
35	Carter Whitt	G	6'4"	180	FR	Raleigh, N.C.	Leesville Road
45	Anthony Mathis, Jr.	G	6'1"	185	SR	Louisville, Ky.	Kentucky Country Day
52	Grant van Beveren	F	6'6"	215	SO	Alpharetta, Ga.	Chattahoochee
55	Miles Lester	G	6'0"	180	R-JR	Wichita, Kan.	Wilbraham & Mason Academy

ALPHABETICAL ROSTER

No.	Name	Pos.	Ht.	Wt.	Yr.	Hometown	Previous School/High School
13	Quadry Adams	G	6'4"	170	FR	Piscataway, N.J.	St. Thomas Aquinas
20	Jonah Antonio	G	6'5"	180	GR	Perth, Australia	Univ. Nevada Las Vegas (UNLV)
31	Blake Buchanan	F	6'5"	205	JR	Durham, N.C.	Voyager Academy
11	Ian Dubose	G	6'4"	210	GR	Durham, N.C.	Houston Baptist
10	Tariq Ingraham	F	6'9"	250	SO	Philadelphia, Penn.	Bonner-Prendergast
2	Jalen Johnson	G	6'6"	196	GR	Durham, N.C.	Tennessee
55	Miles Lester	G	6'0"	180	R-JR	Wichita, Kan.	Wilbraham & Mason Academy
25	Ismael Massoud	F	6'8"	200	SO	East Harlem, N.Y.	Macduffie School
45	Anthony Mathis, Jr.	G	6'1"	185	SR	Louisville, Ky.	Kentucky Country Day
1	Isaiah Mucius	F	6'8"	195	JR	East Patchogue, N.Y.	Brewster Academy
0	Jahcobi Neath	G	6'3"	200	SO	Toronto, Ont.	Crestwood Prep
33	Ody Oguama	F	6'9"	205	SO	Raleigh, N.C.	Woodstock Academy
34	Sunday Okeke	F	6'8"	250	SR	Lagos, Nigeria	Greens Farms Academy
30	Emmanuel Okpomo	C	6'10"	220	FR	Jackson, Miss.	Oak Hill Academy
52	Grant van Beveren	F	6'6"	215	SO	Alpharetta, Ga.	Chattahoochee
35	Carter Whitt	G	6'4"	180	FR	Raleigh, N.C.	Leesville Road
23	Isaiah Wilkins	G	6'4"	225	JR	Winston-Salem, N.C.	Virginia Tech
4	Daivien Williamson	G	6'2"	165	JR	Winston-Salem, N.C.	East Tennessee State (ETSU)

COACHING & SUPPORT STAFF

Head Coach	Steve Forbes	1st Season/Southern Arkansas '88
Assistant Coach	Randolph Childress	9th Season/ Wake Forest '95
Assistant Coach	B.J. McKie	1st Season/South Carolina '99
Assistant Coach	Brooks Savage	1st Season/Tennessee '08
Director of Basketball Operations	Frank Davis	1st Season/Tennessee Tech '10
Director of Sports Performance	Mike Starke	1st Season/Concordia College '13
Director of Player Development	Antanas Kavaliauskas	1st Season/Texas A&M '07
Director of Player Relations	Joe Hugley	1st Season/Central Connecticut St. '19
Video Coordinator	Chris Forbes	1st Season/East Tennessee St. '18
Student Athlete Services	Jane Caldwell	22st Season/UNC Greensboro
Sports Medicine	Greg Collins	25th Season/Kansas State '89

PRONUNCIATION GUIDE

- 1. Isaiah MuciusMEW-cee-iss
- 4. Jahcobi Neath....."jacoby"
- 10.Tariq Ingraham..... ta-REEK "ingram"
- 25. Ismael Massoud..... ish-MAY-el mah-SUED
- 30. Emmanuel Okpomo.....Oak-POE-moe
- 33. Ody Oguamaoh-DEE oh-GUAM-ah
- 34. Sunday Okeke.....oh-KAY-kay

2020-21 PHOTO ROSTER



JAHCOBI NEATH
So. / 6-3 / 200 / G **0**
Toronto, Ontario
Crestwood Prep




ISAIAH MUCIUS
Jr. / 6-8 / 195 / F **1**
East Patchogue, N.Y.
Brewster Academy




JALEN JOHNSON
Grad. / 6-6 / 196 / G **2**
Durham, N.C.
Wesleyan Christian
(Tennessee)



DAVIEN WILLIAMSON
Jr. / 6-2 / 165 / G **4**
Winston-Salem, N.C.
Winston-Salem Prep
(East Tennessee St.)




TARIQ INGRAHAM
R-Fr. / 6-9 / 250 / F **10**
Philadelphia, Pa.
Bonner-Prendergast



IAN DUBOSE
Grad. / 6-4 / 210 / G **11**
Durham, N.C.
Ravenscroft School
(Houston Baptist)




QUADRY ADAMS
Fr. / 6-4 / 170 / G **13**
Piscataway N.J.
St. Thomas Aquinas




JONAH ANTONIO
Grad. / 6-5 / 180 / G **20**
Perth, Australia
Sunrise Christian
Academy




ISAIAH WILKINS
Jr. / 6-4 / 225 / G **23**
Winston-Salem, N.C.
Mount Tabor
Virginia Tech



ISMAEL MASSOUD
So. / 6-8 / 220 / F **25**
East Harlem, N.Y.
MacDuffie School



EMMANUEL OKPOMO
Fr. / 6-10 / 220 / C **30**
Jackson, Miss.
Oak Hill Academy




BLAKE BUCHANAN
Jr. / 6-5 / 205 / F **31**
Durham, N.C.
Voyager Academy



ODY OGUAMA
So. / 6-9 / 205 / F **33**
Raleigh, N.C.
Woodstock Academy




SUNDAY OKEKE
Sr. / 6-8 / 250 / F **34**
Lagos, Nigeria
Greens Farms Academy




CARTER WHITT
Fr. / 6-4 / 180 / G **35**
Raleigh, N.C.
Leesville Road



ANTHONY MATHIS, JR.
Sr. / 6-1 / 185 / G **30**
Louisville, Ky.
Kentucky Country Day
Navy



GRANT VAN BEVEREN
So. / 6-6 / 215 / F **52**
Alpharetta, Ga.
Chattahoochee



MILES LESTER
R-Jr. / 6-0 / 170 / G **55**
Wichita, Kan.
Wilbraham & Monson
[Rice]



STEVE FORBES
Head Coach
1st Season
Southern Arkansas '88



RANDOLPH CHILDRESS
Assistant Coach
9th Season
Wake Forest '95



BJ MCKIE
Assistant Coach
1st Season
South Carolina '99



BROOKS SAVAGE
Assistant Coach
1st Season
Tennessee '08



#0 JAHCOBI NEATH

SOPHOMORE / 6-3 / 200 / G / TORONTO, ONT.

3.9 PPG | 1.7 APG | 1.8 RPG | 90.5 % FT | 16.4 MPG

SEASON/CAREER HIGHS

POINTS
 Career: 16, 2x - last vs. Duke (2/25/20)
 Season: 12 vs Longwood (11/27/20)

REBOUNDS
 Career: 6, vs. Delaware State (11/25/20)
 Season: 6, vs. Delaware State (11/25/20)

FIELD GOALS
 Career: 5, 2x last vs Longwood (11/27/20)
 Season: 5 vs Longwood (11/27/20)

FIELD GOAL ATTEMPTS
 Career: 10, vs. Virginia (1/26/20)
 Season: 10 at Boston College (2/10/21)

3-POINTERS
 Career: 2, vs. Xavier (12/14/19)
 Season: 2 at NC State (1/27/21)

3-POINT ATTEMPTS
 Career: 3, 3x - last at NC State (1/27/21)
 Season: 3 at NC State (1/27/21)

FREE THROWS
 Career: 9, vs. Duke (2/25/20)
 Season: 4, 2x - last vs Catawba (12/31/2020)

FREE THROW ATTEMPTS
 Career: 12, vs. Duke (2/25/20)
 Season: 4, 2x - last vs Catawba (12/31/2020)

ASSISTS
 Career: 6, 2x - last vs Delaware State (11/25/20)
 Season: 6, vs Delaware State (11/25/20)

TURNOVERS
 Career: 6, 2x - last at Georgia Tech (1/3/21)
 Season: 6 at Georgia Tech (1/3/21)

BLOCKS
 Career: 1, 2x - last vs. Georgia Tech (1/3/21)
 Season: 1, 2x - last at NC State (1/27/21)

STEALS
 Career: 3 vs Catawba (12/31/2020)
 Season: 3 vs Catawba (12/31/2020)

MINUTES
 Career: 31, 2x - last at North Carolina (3/3/20)
 Season: 26, 2x - last vs Virginia Tech (1/18/21)

2020-21 GAME-BY-GAME STATS

#0 NEATH, Jahcobi

Opponent	Date	GS	MIN	Total		3-Pointers		Free throws		Rebounds				PF	A	T/O	BLK	STL	PTS	AVG
				FG-FGA	PCT	3FG-3FGA	PCT	FT-FTA	PCT	OFF	DEF	TOT	AVG							
Delaware St.	11/25/2020		20:59	1-6	.167	0-0	.000	4-4	1.000	1	5	6	6.0	2	6	2	0	2	6	6.0
Longwood	11/27/2020		22:58	5-7	.714	0-0	.000	2-2	1.000	0	1	1	3.5	1	0	1	0	0	12	9.0
Catawba	12/31/2020	*	20:04	3-7	.429	0-1	.000	4-4	1.000	0	4	4	3.7	5	2	2	0	3	10	9.3
at Georgia Tech	01/03/2021	*	25:58	2-5	.400	1-2	.500	2-2	1.000	0	2	2	3.3	5	2	6	0	2	7	8.8
at Virginia	01/06/2021		13:20	0-0	.000	0-0	.000	0-0	.000	0	0	0	2.6	1	1	2	0	0	0	7.0
at Duke	01/09/2021		05:41	0-2	.000	0-1	.000	0-0	.000	0	2	2	2.5	0	0	0	0	0	0	5.8
Louisville	01/13/2021	*	18:38	1-2	.500	0-1	.000	0-0	.000	0	2	2	2.4	1	3	4	0	0	2	5.3
Virginia Tech	01/17/2021	*	26:27	2-7	.286	1-4	.250	0-0	.000	1	3	4	2.6	3	1	2	0	2	5	5.3
at North Carolina	01/20/2021		11:23	0-2	.000	0-1	.000	0-0	.000	0	0	0	2.3	2	2	4	0	0	0	4.7
Pittsburgh	01/23/2021		09:11	0-1	.000	0-1	.000	2-2	1.000	0	1	1	2.2	0	1	0	0	0	2	4.4
at NC State	01/27/2021		23:53	3-5	.600	2-3	.667	0-0	.000	0	0	0	2.0	2	3	1	0	0	8	4.7
Miami (FL)	01/30/2021		11:49	0-1	.000	0-0	.000	0-0	.000	0	2	2	2.0	2	3	2	0	0	0	4.3
at Notre Dame	02/02/2021		15:49	1-3	.333	1-1	1.000	0-0	.000	0	1	1	1.9	0	1	2	1	0	3	4.2
at Boston College	02/10/2021		19:57	4-10	.400	0-4	.000	0-1	.000	1	3	4	2.1	0	1	2	0	0	8	4.5
at Florida St.	02/13/2021		09:43	1-2	.500	0-0	.000	0-0	.000	0	1	1	2.0	1	2	2	0	0	2	4.3
Duke	02/17/2021		19:01	0-2	.000	0-2	.000	2-2	1.000	0	2	2	2.0	0	2	0	1	0	2	4.2
NC State	02/20/2021		15:38	1-1	1.000	0-0	.000	3-4	.750	1	0	1	1.9	1	1	1	0	0	5	4.2
Clemson	02/24/2021		08:41	0-1	.000	0-0	.000	0-0	.000	0	2	2	1.9	0	1	1	0	0	0	4.0
at Virginia Tech	02/27/2021		13:10	1-5	.200	1-5	.200	0-0	.000	0	0	0	1.8	2	0	1	0	0	3	3.9
Totals		4	312:19	25-69	.362	6-26	.231	19-21	.905	4	31	35	1.8	28	32	35	2	9	75	3.9

2019-20 SEASON HIGHLIGHTS

- Appeared in all 30 games, making five starts.
- Averaged 5.3 points and 2.2 assists per game.
- Had four double-figure scoring games (all coming in the last six games of the season).
- Scored a season-high 16 points (5-6 FG, 5-7) and had three assists vs. Georgia Tech (Feb. 19).
- Matched a season-high with 16 points (9-12 FT), and had five rebounds and three assists vs. No. 7 Duke (Feb. 25).
- Had seven points and six assists at Miami (Feb. 15).
- Had 10 points and four assists at North Carolina (Mar. 3).
- Had 12 points and five assists at NC State (Mar. 6).

NEATH, Jahcobi

		Field Goals		3-Point		F-Throws		Rebounds				Scoring									
SEASON	TEAM	GP-GS	MIN/AVG	FG-FGA	FG%	3FG-FGA	3FG%	FT-FTA	FT%	OFF	DEF	TOT	AVG	PF	FO	AST	TO	BLK	STL	PTS	AVG
2019-20	Wake	30-5	554/18.5	54-128	.422	12-25	.480	38-65	.585	7	49	56	1.9	49-1	67	53	1	15	158	5.3	
TOTAL		30-5	554/18.5	54-128	.422	12-25	.480	38-65	.585	7	49	56	1.9	49-1	67	53	1	15	158	5.3	



1 ISAIAH MUCIUS

JUNIOR / 6-8 / 200 / F / EAST PATCHOGUE, N.Y.

10.1 PPG | 0.5 APG | 5.1 RPG | 68.2 % FT | 25.1 MPG

SEASON/CAREER HIGHS

POINTS

Career: 27 at North Carolina (1/20/21)
Season: 27 at North Carolina (1/20/21)

REBOUNDS

Career: 10, 3x - last vs. Virginia (1/26/20)
Season: 9 vs. Miami (1/30/2021)

FIELD GOALS

Career: 9, 2x - last at North Carolina (1/20/21)
Season: 9, 2x - last at North Carolina (1/20/21)

FIELD GOAL ATTEMPTS

Career: 16, 2x - last at North Carolina (1/20/21)
Season: 16, 2x - last at North Carolina (1/20/21)

3-POINTERS

Career: 7 at North Carolina (1/20/21)
Season: 7 at North Carolina (1/20/21)

3-POINT ATTEMPTS

Career: 12 at North Carolina (1/20/21)
Season: 12 at North Carolina (1/20/21)

FREE THROWS

Career: 8 vs. Florida State (3/9/19)
Season: 5, 2x - last vs. Catawba (12/31/2020)

FREE THROW ATTEMPTS

Career: 11, vs. Florida State (3/9/19)
Season: 7 vs. Catawba (12/31/2020)

ASSISTS

Career: 3, 5x - last at Notre Dame (1/29/20)
Season: 2 vs. Miami (1/30/2021)

TURNOVERS

Career: 4, 2x last vs. Longwood (11/27/20)
Season: 4, 2x last vs. Longwood (11/27/20)

BLOCKS

Career: 1, (19 times)
Season: 1, 4x - last at NC State (1/27/21)

STEALS

Career: 3, 2x - last vs. Delaware State (11/25/20)
Season: 3, vs. Delaware State (11/25/20)

MINUTES

Career: 36, vs. Duke (2/25/20)
Season: 35, 2x - last at Duke (1/9/21)

2020-21 GAME-BY-GAME STATS

#1 MUCIUS, Isaiah

Opponent	Date	GS	MIN	Total		3-Pointers		Free throws		Rebounds				PF	A	T/O	BLK	STL	PTS	AVG
				FG-FGA	PCT	3FG-3FGA	PCT	FT-FTA	PCT	OFF	DEF	TOT	AVG							
Delaware St.	11/25/2020	*	15:18	2-4	.500	0-1	.000	5-6	.833	1	4	5	5.0	3	0	4	0	3	9	9.0
Longwood	11/27/2020	*	23:42	2-7	.286	0-3	.000	0-1	.000	0	2	2	3.5	2	0	4	0	1	4	6.5
Catawba	12/31/2020	*	23:43	3-8	.375	0-5	.000	5-7	.714	2	5	7	4.7	3	0	2	0	1	11	8.0
at Georgia Tech	01/03/2021	*	28:31	9-16	.563	1-4	.250	2-4	.500	3	2	5	4.8	1	0	0	0	0	21	11.3
at Virginia	01/06/2021	*	35:19	5-12	.417	1-3	.333	3-3	1.000	2	5	7	5.2	0	0	3	1	0	14	11.8
at Duke	01/09/2021	*	35:01	3-5	.600	1-2	.500	2-2	1.000	1	2	3	4.8	2	0	1	0	0	9	11.3
Louisville	01/13/2021	*	26:00	2-9	.222	0-3	.000	0-0	.000	2	6	8	5.3	4	0	1	0	0	4	10.3
Virginia Tech	01/17/2021	*	28:07	4-9	.444	1-3	.333	1-2	.500	4	2	6	5.4	5	1	2	0	1	10	10.3
at North Carolina	01/20/2021	*	30:07	9-16	.563	7-12	.583	2-3	.667	2	5	7	5.6	0	1	3	1	0	27	12.1
Pittsburgh	01/23/2021	*	17:09	0-3	.000	0-1	.000	0-0	.000	0	2	2	5.2	2	1	2	1	0	0	10.9
at NC State	01/27/2021	*	24:30	1-6	.167	0-2	.000	2-2	1.000	3	1	4	5.1	4	1	2	1	0	4	10.3
Miami (FL)	01/30/2021	*	27:47	4-10	.400	2-6	.333	3-4	.750	2	7	9	5.4	0	2	1	1	0	13	10.5
at Notre Dame	02/02/2021	*	25:10	5-11	.455	2-3	.667	2-3	.667	3	2	5	5.4	1	0	0	0	0	14	10.8
at Boston College	02/10/2021	*	22:53	4-4	1.000	2-2	1.000	0-0	.000	2	6	8	5.6	2	1	1	0	0	10	10.7
at Florida St.	02/13/2021	*	18:12	1-5	.200	1-3	.333	1-2	.500	0	1	1	5.3	1	0	2	0	0	4	10.3
Duke	02/17/2021	*	26:01	3-6	.500	1-3	.333	1-2	.500	1	5	6	5.3	3	1	2	1	0	8	10.1
NC State	02/20/2021	*	15:02	5-7	.714	1-1	1.000	0-0	.000	0	3	3	5.2	2	0	1	1	1	11	10.2
Clemson	02/24/2021	*	24:09	5-12	.417	2-5	.400	1-1	1.000	2	1	3	5.1	2	0	2	0	0	13	10.3
at Virginia Tech	02/27/2021	*	30:39	2-7	.286	2-5	.400	0-2	.000	2	3	5	5.1	1	1	0	1	0	6	10.1
Totals			19 477:20	69-157	.439	24-67	.358	30-44	.682	32	64	96	5.1	38	9	33	8	7	192	10.1

2019-20 SEASON HIGHLIGHTS

- Appeared in 30 games (missing one due to injury), making 22 starts.
- Averaged 7.3 points and 4.7 rebounds per game.
- Had nine double-figure scoring games and three double-doubles.
- Scored a career-high 19 points (7-9 FG) vs. Pitt in the ACC Tournament (Mar. 10).
- Scored 18 points (8-13 FG) in season-opener at Boston College (Nov. 6).
- Had 11 points and a career-high 10 rebounds for first career double-double at Davidson (Nov. 22).
- Had 10 points and 10 rebounds for second straight double-double vs. Charleston (Nov. 28).
- Had 16 points (6-9 FG) and 10 rebounds for third career double-double vs. Virginia (Jan. 26).
- Had 16 points (6-8 FG) and six rebounds vs. No. 7 Duke (Feb. 25).

MUCIUS, Isaiah

SEASON	TEAM	GP-GS	MIN/AVG	Field Goals		3-Point		F-Throws		Rebounds				Scoring						
				FG-FGA	FG%	3FG-FGA	3FG%	FT-FTA	FT%	OFF	DEF	TOT	AVG	PF-FO	AST	TOT	BLK	STL	PTS	AVG
2018-19	Wake	31-1	677/21.8	70-219	.320	19-81	.235	43-70	.614	40	76	116	3.7	37-0	23	31	8	12	202	6.5
2019-20	Wake	30-22	686/22.9	92-216	.426	18-52	.346	18-36	.500	41	99	140	4.7	63-2	28	39	9	14	220	7.3
TOTAL		61-23	1363/22.3	162-435	.372	37-133	.278	61-106	.575	81	175	256	4.2	100-2	51	70	17	26	422	6.9



2 JALEN JOHNSON

GRAD / 6-6 / 195 / G / DURHAM, N.C.

5.2 PPG | 0.7 APG | 2.5 RPG | 76.5 % FT | 17.0 MPG

SEASON/CAREER HIGHS

POINTS

Career: 16 vs Delaware State (11/25/20)
Season: 16 vs Delaware State (11/25/20)

REBOUNDS

Career: 7 vs. Delaware State (11/25/20)
Season: 7 vs. Delaware State (11/25/20)

FIELD GOALS

Career: 5 , 2x - last vs. Miami (1/30/2021)
Season: 5, 2x - last vs. Miami (1/30/2021)

FIELD GOAL ATTEMPTS

Career: 10 vs. Miami (1/30/2021)
Season: 10 vs. Miami (1/30/2021)

3-POINTERS

Career: 4 vs. Delaware State (11/25/20)
Season: 4 vs. Delaware State (11/25/20)

3-POINT ATTEMPTS

Career: 7 vs. Miami (1/30/2021)
Season: 7 vs. Miami (1/30/2021)

FREE THROWS

Career: 2 (9 times)
Season: 2, 3x - last vs. Miami (1/30/2021)

FREE THROW ATTEMPTS

Career: 4 vs. Longwood (11/27/20)
Season: 4 vs. Longwood (11/27/20)

ASSISTS

Career: 5 at Mississippi St. (2/1/20)
Season: 2, 2x - last vs Catawba (12/31/2020)

TURNOVERS

Career: 4 at Georgia Tech (1/3/21)
Season: 4 at Georgia Tech (1/3/21)

BLOCKS

Career: 3 vs. Texas A&M (1/28/20)
Season: 2 vs Pitt (1/23/21)

STEALS

Career: 4 at Mississippi St. (2/1/20)
Season: 2 vs Pitt (1/23/21)

MINUTES

Career: 29, 3x- last Catawba (12/31/2020)
Season: 29 vs Catawba (12/31/2020)

2020-21 GAME-BY-GAME STATS

#2 JOHNSON, Jalen

Opponent	Date	GS	MIN	Total		3-Pointers		Free throws		Rebounds				PF	A	T/O	BLK	STL	PTS	AVG	
				FG-FGA	PCT	3FG-3FGA	PCT	FT-FTA	PCT	OFF	DEF	TOT	AVG								
Delaware St.	11/25/2020	*	22:24	5-8	.625	4-6	.667	2-2	1.000	1	6	7	7.0	1	2	1	1	1	16	16.0	
Longwood	11/27/2020	*	20:16	1-4	.250	0-2	.000	2-4	.500	1	2	3	5.0	2	1	0	1	0	4	10.0	
Catawba	12/31/2020	*	29:11	3-6	.500	2-5	.400	0-0	.000	0	2	2	4.0	2	2	1	1	0	8	9.3	
at Georgia Tech	01/03/2021	*	12:10	0-1	.000	0-1	.000	0-0	.000	1	2	3	3.8	1	0	4	0	0	0	7.0	
at Virginia	01/06/2021		09:43	0-0	.000	0-0	.000	0-0	.000	0	0	0	3.0	0	0	0	0	0	0	5.6	
at Duke	01/09/2021		17:20	1-3	.333	1-2	.500	2-2	1.000	1	2	3	3.0	1	1	0	1	0	5	5.5	
Louisville	01/13/2021		27:16	4-11	.364	3-10	.300	0-1	.000	0	2	2	2.9	3	0	0	0	0	11	6.3	
Virginia Tech	01/17/2021		10:12	1-3	.333	0-1	.000	1-2	.500	1	1	2	2.8	1	0	0	0	1	3	5.9	
at North Carolina	01/20/2021		22:20	2-6	.333	2-6	.333	0-0	.000	0	3	3	2.8	1	1	1	1	1	6	5.9	
Pittsburgh	01/23/2021		27:23	4-9	.444	2-6	.333	0-0	.000	0	3	3	2.8	2	1	0	2	2	10	6.3	
at NC State	01/27/2021		17:29	1-3	.333	0-1	.000	0-0	.000	2	4	6	3.1	5	0	1	1	0	2	5.9	
Miami (FL)	01/30/2021		23:10	5-10	.500	3-7	.429	2-2	1.000	0	1	1	2.9	1	1	0	0	2	15	6.7	
at Notre Dame	02/02/2021		11:31	1-3	.333	0-1	.000	0-0	.000	1	1	2	2.8	1	1	0	0	0	2	6.3	
at Boston College	02/10/2021	*	07:53	0-3	.000	0-2	.000	0-0	.000	0	1	1	2.7	1	1	0	0	0	0	5.9	
at Florida St.	02/13/2021		25:07	2-6	.333	1-3	.333	4-4	1.000	2	2	4	2.8	0	1	2	2	0	9	6.1	
Duke	02/17/2021		09:46	0-3	.000	0-2	.000	0-0	.000	0	0	0	2.6	0	0	0	1	0	0	5.7	
NC State	02/20/2021		16:52	3-7	.429	2-5	.400	0-0	.000	1	0	1	2.5	1	1	1	0	1	8	5.8	
Clemson	02/24/2021		06:33	0-2	.000	0-0	.000	0-0	.000	1	1	2	2.5	0	0	0	0	0	0	5.5	
at Virginia Tech	02/27/2021		06:28	0-1	.000	0-1	.000	0-0	.000	1	2	3	2.5	1	0	1	0	0	0	5.2	
Totals			5	323:05	33-89	.371	20-61	.328	13-17	.765	13	35	48	2.5	24	13	12	11	8	99	5.2

2019-20 SEASON HIGHLIGHTS AT TENNESSEE

- Appeared in all 31 contests for the Vols and made two starts.
- Made multiple 3-pointers in six games, and 22 of his 34 field goals on the year came from beyond the arc.
- Made his first start of the season at home against Arkansas (2/11/20), scoring four points while adding two steals, two blocks, one assist and three rebounds.
- Had a career day at Mississippi State (2/1/20) tallying a career-high 13 points, a career-high four made field goals, a career-high five assists and a career-high four steals in a career-high-tying 29 minutes off the bench.
- Tallied a career-high three blocks against Texas A&M (1/28/20).
- Finished the year in a more advanced role for UT, shooting an efficient .850 from the foul line while averaging 3.5 points, 2.0 rebounds and 15.7 minutes per game.
- Served on UT's Student-Athlete Advisory Committee (SAAC), along with fellow team rep John Fulkerson.

JOHNSON, Jalen

SEASON	TEAM	GP-GS	MIN/AVG	Field Goals		3-Point		F-Throws		Rebounds				Scoring						
				FG-FGA	FG%	3FG-FGA	3FG%	FT-FTA	FT%	OFF	DEF	TOT	AVG	PF-FO	AST	TO	BLK	STL	PTS	AVG
2017-18	UT	13-0	66/5.1	6-11	.545	3-6	.500	1-2	.500	3	7	10	0.8	0-0	5	2	2	2	16	1.2
2018-19	UT	26-0	150/5.8	14-29	.483	9-20	.450	2-3	.667	7	12	19	0.7	17-0	8	6	1	2	39	1.5
2019-20	UT	31-2	485/15.6	34-92	.370	22-69	.319	17-20	.850	16	47	63	2.0	46-2	30	17	13	13	107	3.5
TOTAL		70-2	701/10.0	54-132	.409	34-95	.358	20-25	.800	26	66	92	1.3	63-2	43	25	16	17	162	2.3



4 DAIVIEN WILLIAMSON

JUNIOR / 6-2 / 165 / G / WINSTON-SALEM, N.C.

12.2 PPG | 2.6 APG | 2.4 RPG | 77.0 %FT | 33.9 MPG

SEASON/CAREER HIGHS

POINTS

Career: 27 at North Carolina (1/20/21)
Season: 27 at North Carolina (1/20/21)

REBOUNDS

Career: 7 vs Catawba (12/31/2020)
Season: 7 vs Catawba (12/31/2020)

FIELD GOALS

Career: 9, 2x- last vs. VMI (1/17/19)
Season: 9 at NC State (1/27/21)

FIELD GOAL ATTEMPTS

Career: 15 at North Carolina (1/20/21)
Season: 15 at North Carolina (1/20/21)

3-POINTERS

Career: 5 at Little Rock (11/30/19)
Season: 4 at NC State (1/27/21)

3-POINT ATTEMPTS

Career: 7 at NC State (1/27/21)
Season: 7 at NC State (1/27/21)

FREE THROWS

Career: 11 at VMA (2/15/20)
Season: 8 at North Carolina (1/20/21)

FREE THROW ATTEMPTS

Career: 11 at VMA (2/15/20)
Season: 10 at North Carolina (1/20/21)

ASSISTS

Career: 10 at Chattanooga (2/5/20)
Season: 8 vs Pitt (1/23/21)

TURNOVERS

Career: 6 vs Pitt (1/23/21)
Season: 6 vs Pitt (1/23/21)

BLOCKS

Career: 1 (three times)
Season: 1 at Boston College (2/10/21)

STEALS

Career: 3 vs Virginia Tech (1/18/21)
Season: 3 vs Virginia Tech (1/18/21)

MINUTES

Career: 39, 3x - last vs Virginia Tech (1/18/21)
Season: 39, 2x - last vs Virginia Tech (1/18/21)

2020-21 GAME-BY-GAME STATS

#4 WILLIAMSON, Daivien

Opponent	Date	GS	MIN	Total		3-Pointers		Free throws		Rebounds				PF	A	T/O	BLK	STL	PTS	AVG
				FG-FGA	PCT	3FG-3FGA	PCT	FT-FTA	PCT	OFF	DEF	TOT	AVG							
Delaware St.	11/25/2020	*	21:18	3-6	.500	0-2	.000	1-3	.333	0	3	3	3.0	1	2	1	0	1	7	7.0
Longwood	11/27/2020	*	33:04	3-6	.500	0-2	.000	2-3	.667	0	3	3	3.0	3	1	4	0	2	8	7.5
Catawba	12/31/2020	*	37:15	4-9	.444	2-4	.500	5-7	.714	0	7	7	4.3	2	4	1	0	2	15	10.0
at Georgia Tech	01/03/2021	*	29:36	2-7	.286	1-4	.250	1-2	.500	0	2	2	3.8	0	4	4	0	1	6	9.0
at Virginia	01/06/2021	*	32:16	4-8	.500	0-1	.000	0-0	.000	0	1	1	3.2	2	4	1	0	1	8	8.8
at Duke	01/09/2021	*	38:33	6-9	.667	1-4	.250	4-4	1.000	0	2	2	3.0	1	2	2	0	2	17	10.2
Louisville	01/13/2021	*	37:37	6-13	.462	1-4	.250	6-6	1.000	0	1	1	2.7	1	4	1	0	1	19	11.4
Virginia Tech	01/17/2021	*	39:11	3-11	.273	1-3	.333	4-6	.667	0	2	2	2.6	0	2	2	0	3	11	11.4
at North Carolina	01/20/2021	*	37:55	8-15	.533	3-6	.500	8-10	.800	0	3	3	2.7	1	5	3	0	2	27	13.1
Pittsburgh	01/23/2021	*	34:46	4-10	.400	1-4	.250	0-0	.000	0	2	2	2.6	3	8	6	0	2	9	12.7
at NC State	01/27/2021	*	31:18	9-14	.643	4-7	.571	0-0	.000	0	2	2	2.5	0	1	4	0	2	22	13.5
Miami (FL)	01/30/2021	*	34:40	6-10	.600	3-6	.500	1-2	.500	0	2	2	2.5	3	1	3	0	0	16	13.8
at Notre Dame	02/02/2021	*	37:33	3-11	.273	2-4	.500	0-0	.000	0	3	3	2.5	1	4	0	0	2	8	13.3
at Boston College	02/10/2021	*	29:21	0-4	.000	0-3	.000	4-6	.667	0	3	3	2.6	2	0	1	1	0	4	12.6
at Florida St.	02/13/2021	*	38:56	5-13	.385	2-6	.333	1-2	.500	0	1	1	2.5	2	0	1	0	1	13	12.7
Duke	02/17/2021	*	33:18	5-10	.500	2-3	.667	0-0	.000	0	1	1	2.4	0	1	2	0	1	12	12.6
NC State	02/20/2021	*	36:51	4-9	.444	1-4	.250	2-2	1.000	0	3	3	2.4	0	2	2	0	1	11	12.5
Clemson	02/24/2021	*	33:22	3-9	.333	2-6	.333	8-8	1.000	0	2	2	2.4	2	1	1	0	1	16	12.7
at Virginia Tech	02/27/2021	*	26:19	1-7	.143	0-4	.000	0-0	.000	0	2	2	2.4	0	4	1	0	1	2	12.2
Totals			18 643:09	79-181	.436	26-77	.338	47-61	.770	0	45	45	2.4	24	50	40	1	26	231	12.2

2019-20 SEASON HIGHLIGHTS AT ETSU

- Started all 34 games.
- Averaged 10.4 ppg, 2.6 apg, 2.0 rpg in 27.9 mpg.
- Helped lead the team to their 8th SoCon title.
- Earned a spot on the All-Tournament Team.

WILLIAMSON, Daivien

SEASON	TEAM	GP-GS	MIN/AVG	Field Goals		3-Point		F-Throws		Rebounds				Scoring						
				FG-FGA	FG%	3FG-FGA	3FG%	FT-FTA	FT%	OFF	DEF	TOT	AVG	PF-FO	AST	TO	BLK	STL	PTS	AVG
2018-19	ETSU	33-16	731/22.2	109-213	.512	27-70	.386	70-85	.824	10	55	65	2.0	34-0	81	44	1	18	315	9.5
2019-20	ETSU	34-14	948/27.9	122-252	.484	38-102	.373	70-87	.805	6	62	68	2.0	46-0	89	72	2	24	352	10.4
TOTAL		67-30	1679/25.1	231-465	.497	65-172	.378	140-172	.814	16	117	133	2.0	80-0	170	116	3	42	667	10.0



10 TARIQ INGRAHAM

R-FRESHMAN / 6-9 / 255 / F / PHILADELPHIA, PA.

11.0 PPG | 0.5 APG | 2.5 RPG | 100 % FT | 12.2 MPG

SEASON/CAREER HIGHS

POINTS

Career: 19 vs Delaware State (11/25/20)
 Season: 19 vs Delaware State (11/25/20)

REBOUNDS

Career: 5 vs Delaware State (11/25/20)
 Season: 5 vs Delaware State (11/25/20)

FIELD GOALS

Career: 7 vs Delaware State (11/25/20)
 Season: 7 vs Delaware State (11/25/20)

FIELD GOAL ATTEMPTS

Career: 7 vs Delaware State (11/25/20)
 Season: 7 vs Delaware State (11/25/20)

3-POINTERS

Career:
 Season:

3-POINT ATTEMPTS

Career:
 Season:

FREE THROWS

Career: 5 vs Delaware State (11/25/20)
 Season: 5 vs Delaware State (11/25/20)

FREE THROW ATTEMPTS

Career: 5 vs Delaware State (11/25/20)
 Season: 5 vs Delaware State (11/25/20)

ASSISTS

Career: 1 vs Delaware State (11/25/20)
 Season: 1 vs Delaware State (11/25/20)

TURNOVERS

Career: 2 vs Delaware State (11/25/20)
 Season: 2 vs Delaware State (11/25/20)

BLOCKS

Career:
 Season:

STEALS

Career: 1 vs Delaware State (11/25/20)
 Season: 1 vs Delaware State (11/25/20)

MINUTES

Career: 17 vs Delaware State (11/25/20)
 Season: 17 vs Delaware State (11/25/20)

2020-21 GAME-BY-GAME STATS

#10 INGRAHAM, Tariq

Opponent	Date	GS	MIN	Total		3-Pointers		Free throws		Rebounds				PF	A	T/O	BLK	STL	PTS	AVG
				FG-FGA	PCT	3FG-3FGA	PCT	FT-FTA	PCT	OFF	DEF	TOT	AVG							
Delaware St.	11/25/2020		17:03	7-7	1.000	0-0	.000	5-5	1.000	5	0	5	5.0	3	1	2	0	1	19	19.0
Longwood	11/27/2020		07:18	1-2	.500	0-0	.000	1-1	1.000	0	0	0	2.5	3	0	0	0	0	3	11.0
Totals		0	24:21	8-9	.889	0-0	.000	6-6	1.000	5	0	5	2.5	6	1	2	0	1	22	11.0

2019-20 SEASON

- Suffered an achilles injury in preseason practice and missed the entire 2019-20 season.
- Three-star recruit from Monsignor Bonner & Archbishop Prendergast in the Philly Catholic League, leading the school to the 2019 Pennsylvania state final.
- Was a 1,000 point scorer at Bonner-Prendergast.



11

IAN DUBOSE

SENIOR / 6-4 / 210 / G / DURHAM, N.C.

11.1 PPG | 2.4 APG | 4.6 RPG | 60.6% FT | 24.7 MPG

SEASON/CAREER HIGHS

POINTS

Career: 44 vs. Central Ark. (1/2/20)
Season: 18 at Florida State (2/13/21)

REBOUNDS

Career: 14 at Southeastern La. (2/5/2)
Season: 8 vs. Duke (2/17/21)

FIELD GOALS

Career: 15 vs. Central Ark. (1/2/20)
Season: 6, 2x - last at Florida State (2/13/21)

FIELD GOAL ATTEMPTS

Career: 23, 2x last vs. McNeese (2/29/20)
Season: 15 at Boston College (2/10/21)

3-POINTERS

Career: 5, 2x last at A&M Corpus Christi (3/9/19)
Season: 2, 2x - last at Boston College (2/10/21)

3-POINT ATTEMPTS

Career: 10, 2x last vs. Rice (12/14/19)
Season: 6 at Boston College (2/10/21)

FREE THROWS

Career: 13 at SFA (1/31/18)
Season: 5, 2x - last at Florida State (2/13/21)

FREE THROW ATTEMPTS

Career: 16 vs. Central Ark. (1/2/20)
Season: 8 at Florida State (2/13/21)

ASSISTS

Career: 9 vs. Incarnate Word (3/6/19)
Season: 5, 2x - last at Florida State (2/13/21)

TURNOVERS

Career: 10 at A&M Corpus Christi (3/9/19)
Season: 3 at Florida State (2/13/21)

BLOCKS

Career: 4 at Lamar (12/28/17)
Season: 1 at Boston College (2/10/21)

STEALS

Career: 5 vs. Central Ark. (1/2/20)
Season: 3 vs Longwood (11/27/20)

MINUTES

Career: 43 vs. Central Ark. (1/2/20)
Season: 32 vs Longwood (11/27/20)

2020-21 GAME-BY-GAME STATS

#11 DUBOSE, Ian

Opponent	Date	GS	MIN	Total		3-Pointers		Free throws		Rebounds				PF	A	T/O	BLK	STL	PTS	AVG	
				FG-FGA	PCT	3FG-3FGA	PCT	FT-FTA	PCT	OFF	DEF	TOT	AVG								
Delaware St.	11/25/2020	*	22:57	3-7	.429	2-3	.667	0-0	.000	1	4	5	5.0	0	4	0	0	2	8	8.0	
Longwood	11/27/2020	*	31:58	4-7	.571	1-2	.500	5-6	.833	0	4	4	4.5	2	5	1	0	3	14	11.0	
at Boston College	02/10/2021		28:03	6-15	.400	2-6	.333	3-6	.500	0	5	5	4.7	3	3	1	1	1	17	13.0	
at Florida St.	02/13/2021	*	31:37	6-9	.667	1-3	.333	5-8	.625	1	3	4	4.5	5	5	3	0	2	18	14.3	
Duke	02/17/2021	*	24:43	3-9	.333	1-5	.200	3-6	.500	1	7	8	5.2	4	1	1	0	0	10	13.4	
NC State	02/20/2021	*	21:39	5-9	.556	2-4	.500	2-3	.667	0	3	3	4.8	3	0	2	0	2	14	13.5	
Clemson	02/24/2021	*	21:11	1-7	.143	0-3	.000	0-0	.000	0	4	4	4.7	1	1	0	0	0	2	11.9	
at Virginia Tech	02/27/2021	*	15:40	2-5	.400	0-1	.000	2-4	.500	1	3	4	4.6	2	0	2	0	0	6	11.1	
Totals			7	197:48	30-68	.441	9-27	.333	20-33	.606	4	33	37	4.6	20	19	10	1	10	89	11.1

2019-20 SEASON HIGHLIGHTS AT HOUSTON BAPTIST

- 2020 Southland Conference Men's Basketball Student-Athlete of the Year.
- Played in all 29 games, starting 28 of them.
- Averaged 19 points, 7.3 rebounds, and 3.8 assists in an average of 33.2 minutes per game.
- Had 12 20-point games throughout the season.
- Shot 43.9 percent from the floor and 32.6 percent from beyond the arc.
- Visited the free throw line twice as much as the rest of the team and was a solid 77.5 percent shooter from the charity stripe.
- Scored a season-high 44 points and four steals against Central Arkansas (1/20).
- Recorded season-high 14 rebounds while notching 10 points against Southeastern Louisiana (2/05).
- Had a season-high eight assists against New Orleans (1/15).

DUBOSE, Ian

SEASON	TEAM	GP-GS	MIN/AVG	Field Goals		3-Point		F-Throws		Rebounds				Scoring						
				FG-FGA	FG%	3FG-FGA	3FG%	FT-FTA	FT%	OFF	DEF	TOT	AVG	PF-FO	AST	TO	BLK	STL	PTS	AVG
2017-18	HBU	31-31	886/28.6	129-318	.406	35-100	.350	93-150	.620	55	116	171	5.5	92-4	61	67	12	44	386	12.5
2018-19	HBU	30-30	912/30.4	173-356	.486	53-121	.438	111-157	.707	45	133	178	5.9	78-1	103	80	8	47	510	17.0
2019-20	HBU	29-28	963/33.2	175-399	.439	45-138	.326	155-200	.775	48	163	211	7.3	76-1	111	114	9	42	550	19.0
TOTAL		90-89	2762/30.7	477-1073	.445	133-359	.370	359-507	.708	148	412	560	6.2	246-6	275	261	29	133	1446	16.1



13
QUADRY ADAMS
FRESHMAN / 6-4 / 170 / G / PISCATAWAY, N.J.

2.3 PPG | 0.7 APG | 0.6 RPG | 50 % FT | 5.8 MPG

SEASON/CAREER HIGHS

POINTS

Career: 11 vs Delaware State (11/25/20)
 Season: 11 vs Delaware State (11/25/20)

REBOUNDS

Career: 2 vs Delaware State (11/25/20)
 Season: 2 vs Delaware State (11/25/20)

FIELD GOALS

Career: 4 vs Delaware State (11/25/20)
 Season: 4 vs Delaware State (11/25/20)

FIELD GOAL ATTEMPTS

Career: 5 vs Delaware State (11/25/20)
 Season: 5 vs Delaware State (11/25/20)

3-POINTERS

Career:
 Season:

3-POINT ATTEMPTS

Career:
 Season:

FREE THROWS

Career: 3 vs Delaware State (11/25/20)
 Season: 3 vs Delaware State (11/25/20)

FREE THROW ATTEMPTS

Career: 6 vs Delaware State (11/25/20)
 Season: 6 vs Delaware State (11/25/20)

ASSISTS

Career: 1 vs Delaware State (11/25/20)
 Season: 1 vs Delaware State (11/25/20)

TURNOVERS

Career: 1 vs Delaware State (11/25/20)
 Season: 1 vs Delaware State (11/25/20)

BLOCKS

Career:
 Season:

STEALS

Career: 2 vs Delaware State (11/25/20)
 Season: 2 vs Delaware State (11/25/20)

MINUTES

Career: 14 at Virginia Tech (2/27/21)
 Season: 14 at Virginia Tech (2/27/21)

2020-21 GAME-BY-GAME STATS

#13 ADAMS, Quadry

Opponent	Date	GS	MIN	Total		3-Pointers		Free throws		Rebounds				PF	A	T/O	BLK	STL	PTS	AVG
				FG-FGA	PCT	3FG-3FGA	PCT	FT-FTA	PCT	OFF	DEF	TOT	AVG							
Delaware St.	11/25/2020		11:03	4-5	.800	0-0	.000	3-6	.500	1	1	2	2.0	2	1	1	0	2	11	11.0
Longwood	11/27/2020		00:53	0-0	.000	0-0	.000	0-0	.000	0	0	0	1.0	0	0	0	0	0	0	5.5
at Duke	01/09/2021		04:07	0-1	.000	0-0	.000	0-0	.000	1	0	1	1.0	1	0	0	0	0	3	3.7
Louisville	01/13/2021		03:10	0-0	.000	0-0	.000	0-0	.000	0	0	0	0.8	1	2	0	0	0	0	2.8
at Notre Dame	02/02/2021		01:27	0-0	.000	0-0	.000	0-0	.000	1	0	1	0.8	1	0	1	0	0	0	2.2
at Virginia Tech	02/27/2021		14:17	1-4	.250	0-0	.000	1-2	.500	0	0	0	0.7	1	1	0	0	0	3	2.3
Totals		0	34:57	5-10	.500	0-0	.000	4-8	.500	3	1	4	0.7	6	4	2	0	2	14	2.3

HIGHLIGHTS

- Ranked one of the top 15 players in New Jersey.
- Averaged 15.3 points, 4.3 rebounds, and 3.0 assists in his junior year while leading St. Thomas Aquinas to the state quarterfinals.
- Averaged 18.5 points, 4.8 rebounds, 3.2 assists, and 2.7 steals his senior season, leading his team in scoring on the way to a 23-5 record.
- Tallied 10 20+ point-games and two double-doubles, with 10 rebounds in each.



20 JONAH ANTONIO

R-SENIOR / 6-5 / 180 / G / PERTH, AUSTRALIA

7.1 PPG | 1.0 APG | 2.5 RPG | 90.9 % FT | 20.5 MPG

SEASON/CAREER HIGHS

POINTS

Career: 23 at Florida State (2/13/21)
Season: 23 at Florida State (2/13/21)

REBOUNDS

Career: 9 vs. Boise St. (3/2/20)
Season: 8 at Florida State (2/13/21)

FIELD GOALS

Career: 8 vs Longwood (11/27/20)
Season: 8 vs Longwood (11/27/20)

FIELD GOAL ATTEMPTS

Career: 14 vs. New Mexico (1/18/20)
Season: 10 at Florida State (2/13/21)

3-POINTERS

Career: 7 at Florida State (2/13/21)
Season: 7 at Florida State (2/13/21)

3-POINT ATTEMPTS

Career: 8 at Florida State (2/13/21)
Season: 8 at Florida State (2/13/21)

FREE THROWS

Career: 5 vs Louisville (1/13/21)
Season: 5 vs Louisville (1/13/21)

FREE THROW ATTEMPTS

Career: 5 vs Louisville (1/13/21)
Season: 5 vs Louisville (1/13/21)

ASSISTS

Career: 3, 3x - vs Louisville (1/13/21)
Season: 3 vs Louisville (1/13/21)

TURNOVERS

Career: 3 vs. Abilene Christian (11/18/19)
Season: 3 vs NC State (2/20/21)

BLOCKS

Career: 2 vs. Colorado St. (2/18/20)
Season: 1 vs Longwood (11/27/20)

STEALS

Career: 3, 2x last vs. Air Force (1/4/20)
Season: 2, 4x - last at NC State (1/27/21)

MINUTES

Career: 42 at California (11/12/19)
Season: 34 vs Louisville (1/13/21)

2020-21 GAME-BY-GAME STATS

#20 ANTONIO, Jonah

Opponent	Date	GS	MIN	Total		3-Pointers		Free throws		Rebounds				PF	A	T/O	BLK	STL	PTS	AVG
				FG-FGA	PCT	3FG-3FGA	PCT	FT-FTA	PCT	OFF	DEF	TOT	AVG							
Delaware St.	11/25/2020		14:24	4-8	.500	4-8	.500	0-0	.000	0	1	1	1.0	0	0	1	0	1	12	12.0
Longwood	11/27/2020		22:17	5-7	.714	4-6	.667	0-0	.000	1	1	2	1.5	0	1	1	1	2	14	13.0
at Georgia Tech	01/03/2021		23:36	0-5	.000	0-5	.000	0-0	.000	0	3	3	2.0	2	1	1	0	1	0	8.7
at Virginia	01/06/2021	*	30:17	5-8	.625	4-7	.571	0-0	.000	0	4	4	2.5	2	0	2	0	2	14	10.0
at Duke	01/09/2021	*	18:57	1-3	.333	1-3	.333	0-0	.000	0	0	0	2.0	1	0	1	0	1	3	8.6
Louisville	01/13/2021	*	34:21	2-7	.286	2-7	.286	5-5	1.000	1	3	4	2.3	3	3	1	0	2	11	9.0
Virginia Tech	01/17/2021	*	12:22	0-4	.000	0-3	.000	0-0	.000	0	2	2	2.3	0	1	0	0	0	0	7.7
at North Carolina	01/20/2021	*	24:39	1-5	.200	1-4	.250	0-0	.000	0	2	2	2.3	3	2	1	0	0	3	7.1
Pittsburgh	01/23/2021	*	21:57	5-8	.625	4-7	.571	1-2	.500	0	1	1	2.1	2	1	1	0	0	15	8.0
at NC State	01/27/2021	*	12:03	1-2	.500	0-1	.000	0-0	.000	0	1	1	2.0	2	2	1	2	2	7.4	
Miami (FL)	01/30/2021	*	11:57	0-1	.000	0-1	.000	0-0	.000	0	1	1	1.9	0	0	1	0	1	0	6.7
at Notre Dame	02/02/2021	*	16:13	0-5	.000	0-5	.000	0-0	.000	0	3	3	2.0	1	2	0	0	0	0	6.2
at Boston College	02/10/2021		17:05	3-5	.600	3-5	.600	0-0	.000	0	2	2	2.0	1	1	0	0	1	9	6.4
at Florida St.	02/13/2021		25:03	7-10	.700	7-8	.875	2-2	1.000	0	8	8	2.4	4	0	0	0	0	23	7.6
Duke	02/17/2021		14:53	1-3	.333	1-3	.333	2-2	1.000	1	2	3	2.5	2	0	1	0	0	5	7.4
NC State	02/20/2021		21:25	2-6	.333	1-5	.200	0-0	.000	0	4	4	2.6	1	2	3	0	1	5	7.3
Clemson	02/24/2021		18:41	0-3	.000	0-3	.000	0-0	.000	0	1	1	2.5	1	1	0	0	0	0	6.8
at Virginia Tech	02/27/2021	*	29:06	4-9	.444	4-9	.444	0-0	.000	0	3	3	2.5	0	1	1	1	0	12	7.1
Totals			10 369:16	41-99	.414	36-90	.400	10-11	.909	3	42	45	2.5	25	18	17	3	14	128	7.1

2019-20 SEASON HIGHLIGHTS AT UNLV

- Played in 25 games.
- Averaged, 6.9 points and 2.4 rebounds in 22 minutes per game.
- Shot 31.5 percent from beyond the arc.

ANTONIO, Jonah

				Field Goals		3-Point		F-Throws		Rebounds				Scoring						
SEASON	TEAM	GP-GS	MIN/AVG	FG-FGA	FG%	3FG-FGA	3FG%	FT-FTA	FT%	OFF	DEF	TOT	AVG	PF-FO	AST	TO	BLK	STL	PTS	AVG
2019-20	UNLV	25-13	549/21.9	58-186	.312	53-168	.315	3-7	.429	8	53	61	2.4	32-1	20	11	4	14	172	6.9
TOTAL		25-13	549/21.9	58-186	.312	53-168	.315	3-7	.429	8	53	61	2.4	32-1	20	11	4	14	172	6.9



23 ISAIAH WILKINS

JUNIOR / 6-4 / 225 / G / WINSTON-SALEM, N.C.

2.0 PPG | 0.8 APG | 1.8 RPG | 71.4 % FT | 11.3 MPG

SEASON/CAREER HIGHS

POINTS

Career: 21 vs. Gardner-Webb (11/9/18)
Season: 10 vs Delaware State (11/25/20)

REBOUNDS

Career: 8 vs. Saint Francis (11/24/18)
Season: 5, 3x - last vs. Miami (1/30/2021)

FIELD GOALS

Career: 7 vs. Gardner-Webb (11/9/18)
Season: 3 vs Delaware State (11/25/20)

FIELD GOAL ATTEMPTS

Career: 11 at Georgia Tech (2/4/20)
Season: 5 vs Virginia Tech (1/18/21)

3-POINTERS

Career: 5, 2x last vs Delaware St. (11/20/19)
Season: 2 vs. Miami (1/30/2021)

3-POINT ATTEMPTS

Career: 7, 2x last vs. Delaware St. (11/20/19)
Season: 3 vs. Miami (1/30/2021)

FREE THROWS

Career: 3 (six times)
Season: 3 vs Delaware State (11/25/20)

FREE THROW ATTEMPTS

Career: 4 (six times)
Season: 4 vs Delaware State (11/25/20)

ASSISTS

Career: 7 vs. Delaware State (11/20/19)
Season: 3, 2x - last at Virginia (1/6/21)

TURNOVERS

Career: 3, 2x - last vs Catawba (12/31/2020)
Season: 3 vs. Catawba (12/31/2020)

BLOCKS

Career: 2 vs. Northeastern (11/16/18)
Season: 1 vs Delaware State (11/25/20)

STEALS

Career: 5 vs Delaware State (11/25/20)
Season: 5 vs Delaware State (11/25/20)

MINUTES

Career: 28 at Georgia Tech (2/13/19)
Season: 26 vs Catawba (12/31/2020)

2020-21 GAME-BY-GAME STATS

#23 WILKINS, Isaiah

Opponent	Date	GS	MIN	Total		3-Pointers		Free throws		Rebounds				PF	A	T/O	BLK	STL	PTS	AVG
				FG-FGA	PCT	3FG-3FGA	PCT	FT-FTA	PCT	OFF	DEF	TOT	AVG							
Delaware St.	11/25/2020		21:51	3-4	.750	1-2	.500	3-4	.750	1	3	4	4.0	4	3	0	1	5	10	10.0
Longwood	11/27/2020		20:49	1-3	.333	0-2	.000	0-0	.000	0	1	1	2.5	1	1	0	0	0	2	6.0
Catawba	12/31/2020		26:08	1-3	.333	0-2	.000	1-1	1.000	0	5	5	3.3	4	0	3	0	0	3	5.0
at Georgia Tech	01/03/2021		09:54	0-0	.000	0-0	.000	0-0	.000	0	0	0	2.5	0	0	0	0	1	0	3.8
at Virginia	01/06/2021	*	14:46	1-1	1.000	1-1	1.000	0-0	.000	0	3	3	2.6	1	3	1	0	1	3	3.6
at Duke	01/09/2021		11:09	0-3	.000	0-1	.000	0-0	.000	0	1	1	2.3	0	1	0	0	0	0	3.0
Louisville	01/13/2021		05:41	0-0	.000	0-0	.000	0-0	.000	0	0	0	2.0	2	0	1	0	0	0	2.6
Virginia Tech	01/17/2021		17:44	2-5	.400	1-2	.500	1-2	.500	0	5	5	2.4	3	1	0	0	1	6	3.0
at North Carolina	01/20/2021		06:35	0-1	.000	0-1	.000	0-0	.000	0	1	1	2.2	0	1	0	0	0	0	2.7
Pittsburgh	01/23/2021		02:08	0-1	.000	0-1	.000	0-0	.000	0	0	0	2.0	0	0	0	0	0	0	2.4
at NC State	01/27/2021		06:53	0-4	.000	0-2	.000	0-0	.000	0	0	0	1.8	0	1	0	0	2	0	2.2
Miami (FL)	01/30/2021		16:43	2-4	.500	2-3	.667	0-0	.000	1	4	5	2.1	1	2	0	0	1	6	2.5
at Notre Dame	02/02/2021		10:01	1-1	1.000	0-0	.000	0-0	.000	0	2	2	2.1	0	0	0	0	0	2	2.5
NC State	02/20/2021		05:33	0-1	.000	0-0	.000	0-0	.000	2	0	2	2.1	0	0	1	0	0	0	2.3
Clemson	02/24/2021		03:19	0-0	.000	0-0	.000	0-0	.000	0	0	0	1.9	0	0	1	0	1	0	2.1
at Virginia Tech	02/27/2021		01:01	0-0	.000	0-0	.000	0-0	.000	0	0	0	1.8	0	0	0	0	0	0	2.0
Totals			1 180:14	11-31	.355	5-17	.294	5-7	.714	4	25	29	1.8	16	13	7	1	12	32	2.0

2019-20 SEASON HIGHLIGHTS AT VIRGINIA TECH

- Played in all 32 games, making five starts.
- Averaged 4.3 points and 2.6 rebounds in 14.4 minutes per game.
- Shot 34 percent from the field and 72 percent from the free throw line.
- Had a season-high 15 points and seven assists against Delaware State (11/20).

WILKINS, Isaiah

SEASON	TEAM	GP-GS	MIN/AVG	Field Goals		3-Point		F-Throws		Rebounds				Scoring						
				FG-FGA	FG%	3FG-FGA	3FG%	FT-FTA	FT%	OFF	DEF	TOT	AVG	PF-FO	AST	TO	BLK	STL	PTS	AVG
2018-19	Hokies	34-1	486/14.3	57-117	.487	22-54	.407	23-31	.742	31	47	78	2.3	37-0	20	20	2	18	159	4.7
2019-20	Hokies	32-5	458/14.3	49-144	.340	23-81	.284	16-22	.727	21	63	84	2.6	33-1	43	16	4	25	137	4.3
TOTAL		66-6	944/14.3	106-261	.406	45-135	.333	39-53	.736	52	110	162	2.5	70-1	63	36	6	43	296	4.5



25 ISMAEL MASSOUD

SOPHOMORE / 6-8 / 200 / G / EAST HARLEM, N.Y.

8.2 PPG | 0.4 APG | 3.4 RPG | 73.7 % FT | 20.3 MPG

SEASON/CAREER HIGHS

POINTS

Career: 23 at Florida State (2/13/21)
Season: 23 at Florida State (2/13/21)

REBOUNDS

Career: 9 vs. Boise St. (3/2/20)
Season: 8 at Florida State (2/13/21)

FIELD GOALS

Career: 8 vs Longwood (11/27/20)
Season: 8 vs Longwood (11/27/20)

FIELD GOAL ATTEMPTS

Career: 14 vs. New Mexico (1/18/20)
Season: 10 at Florida State (2/13/21)

3-POINTERS

Career: 7 at Florida State (2/13/21)
Season: 7 at Florida State (2/13/21)

3-POINT ATTEMPTS

Career: 8 at Florida State (2/13/21)
Season: 8 at Florida State (2/13/21)

FREE THROWS

Career: 5 vs Louisville (1/13/21)
Season: 5 vs Louisville (1/13/21)

FREE THROW ATTEMPTS

Career: 5 vs Louisville (1/13/21)
Season: 5 vs Louisville (1/13/21)

ASSISTS

Career: 3, 3x - vs Louisville (1/13/21)
Season: 3 vs Louisville (1/13/21)

TURNOVERS

Career: 3 vs. Abilene Christian (11/18/19)
Season: 2 at Virginia (1/6/21)

BLOCKS

Career: 2 vs. Colorado St. (2/18/20)
Season: 1 vs Longwood (11/27/20)

STEALS

Career: 3, 2x last vs. Air Force (1/4/20)
Season: 2, 4x - last at NC State (1/27/21)

MINUTES

Career: 42 at California (11/12/19)
Season: 34 vs Louisville (1/13/21)

2020-21 GAME-BY-GAME STATS

#25 MASSOUD, Ismael

Opponent	Date	GS	MIN	Total		3-Pointers		Free throws		Rebounds				PF	A	T/O	BLK	STL	PTS	AVG	
				FG-FGA	PCT	3FG-3FGA	PCT	FT-FTA	PCT	OFF	DEF	TOT	AVG								
Delaware St.	11/25/2020	*	12:53	3-8	.375	3-7	.429	0-0	.000	0	1	1	1.0	2	1	0	0	0	9	9.0	
Longwood	11/27/2020	*	16:45	2-6	.333	1-3	.333	5-5	1.000	1	2	3	2.0	2	0	1	0	2	10	9.5	
Catawba	12/31/2020	*	16:52	2-5	.400	1-4	.250	0-0	.000	0	3	3	2.3	1	0	2	0	0	5	8.0	
at Georgia Tech	01/03/2021		18:04	1-3	.333	0-2	.000	0-0	.000	0	3	3	2.5	0	0	1	0	1	2	6.5	
at Virginia	01/06/2021		19:15	4-7	.571	4-6	.667	1-4	.250	0	3	3	2.6	1	1	2	0	0	13	7.8	
at Duke	01/09/2021		25:48	5-10	.500	2-6	.333	5-7	.714	2	6	8	3.5	3	0	2	1	0	17	9.3	
Louisville	01/13/2021		13:25	2-6	.333	1-4	.250	2-2	1.000	1	1	2	3.3	0	0	1	0	0	7	9.0	
Virginia Tech	01/17/2021		22:10	4-9	.444	3-6	.500	1-1	1.000	1	3	4	3.4	3	0	1	0	0	12	9.4	
at North Carolina	01/20/2021	*	25:17	0-4	.000	0-3	.000	0-0	.000	1	4	5	3.6	2	0	1	0	1	0	8.3	
Pittsburgh	01/23/2021	*	33:50	10-14	.714	8-10	.800	3-4	.750	1	3	4	3.6	4	0	3	0	2	31	10.6	
at NC State	01/27/2021	*	34:15	4-12	.333	2-8	.250	3-4	.750	1	6	7	3.9	3	0	4	0	0	13	10.8	
Miami (FL)	01/30/2021	*	12:12	0-8	.000	0-3	.000	0-0	.000	1	0	1	3.7	1	0	0	0	1	0	9.9	
at Notre Dame	02/02/2021	*	23:27	2-11	.182	2-6	.333	2-3	.667	1	2	3	3.6	0	1	1	0	0	8	9.8	
at Boston College	02/10/2021		18:52	1-8	.125	0-4	.000	0-1	.000	2	3	5	3.7	3	1	1	0	0	2	9.2	
at Florida St.	02/13/2021		09:14	1-4	.250	0-2	.000	0-0	.000	0	2	2	3.6	1	0	0	0	0	2	8.7	
Duke	02/17/2021		15:52	2-5	.400	1-3	.333	0-0	.000	1	1	2	3.5	1	1	2	0	0	5	8.5	
NC State	02/20/2021		22:13	1-7	.143	0-4	.000	4-4	1.000	2	3	5	3.6	2	2	1	0	0	6	8.4	
Clemson	02/24/2021		23:54	2-6	.333	1-5	.200	0-0	.000	0	1	1	3.4	4	0	1	0	1	5	8.2	
at Virginia Tech	02/27/2021		21:43	2-6	.333	2-4	.500	2-3	.667	0	2	2	3.4	2	0	3	0	0	8	8.2	
Totals			8	386:01	48-139	.345	31-90	.344	28-38	.737	15	49	64	3.4	35	7	27	1	8	155	8.2

2019-20 SEASON HIGHLIGHTS

- Appeared in all 31 games off the bench.
- Averaged 4.8 points and 2.0 rebounds per game.
- Academic All-ACC Team.
- Had four double figure scoring games.
- Made 33 3-pointers (third on the team).
- Had a season-high 14 points (3-6 3FG) and three rebounds at Pitt (Jan. 4).
- Tied career highs with 14 points and six rebounds vs. Boston College (Jan. 19).
- Scored 13 points (5-7 FG, 3-3 3FG) at Miami (Feb. 15).

WILKINS, Isaiah

SEASON	TEAM	GP-GS	MIN/AVG	Field Goals		3-Point		F-Throws		Rebounds				Scoring						
				FG-FGA	FG%	3FG-FGA	3FG%	FT-FTA	FT%	OFF	DEF	TOT	AVG	PF-FO	AST TO	BLK STL	PTS	AVG		
2018-19	Hokies	34-1	486/14.3	57-117	.487	22-54	.407	23-31	.742	31	47	78	2.3	37-0	20	20	2	18	159	4.7
2019-20	Hokies	32-5	458/14.3	49-144	.340	23-81	.284	16-22	.727	21	63	84	2.6	33-1	43	16	4	25	137	4.3
TOTAL		66-6	944/14.3	106-261	.406	45-135	.333	39-53	.736	52	110	162	2.5	70-1	63	36	6	43	296	4.5



30 EMMANUEL OKPOMO

FRESHMAN / 6-10 / 225 / C / JACKSON, MISS.

1.1 PPG | 0.1 APG | 1.7 RPG | 75.0 % FT | 9.6 MPG

SEASON/CAREER HIGHS

POINTS

Career: 5 at NC State (1/27/21)
Season: 5 at NC State (1/27/21)

REBOUNDS

Career: 4, 2x - last at Boston College (2/10/21)
Season: 4, 2x - last at Boston College (2/10/21)

FIELD GOALS

Career: 2 at NC State (1/27/21)
Season: 2 at NC State (1/27/21)

FIELD GOAL ATTEMPTS

Career: 3 at NC State (1/27/21)
Season: 3 at NC State (1/27/21)

3-POINTERS

Career:
Season:

3-POINT ATTEMPTS

Career:
Season:

FREE THROWS

Career: 2 vs Delaware State (11/25/20)
Season: 2 vs Delaware State (11/25/20)

FREE THROW ATTEMPTS

Career: 2, 2x - last at NC State (1/27/21)
Season: 2, 2x - last at NC State (1/27/21)

ASSISTS

Career:
Season:

TURNOVERS

Career: 3, 2x - last vs NC State (2/20/21)
Season: 3, 2x - last vs NC State (2/20/21)

BLOCKS

Career: 2, 2x - last at NC State (1/27/21)
Season: 2, 2x - last at NC State (1/27/21)

STEALS

Career: 2 vs Delaware State (11/25/20)
Season: 2 vs Delaware State (11/25/20)

MINUTES

Career: 15, 2x - last at Notre Dame (2/2/21)
Season: 15, 2x - last at Notre Dame (2/2/21)

2020-21 GAME-BY-GAME STATS

#30 OKPOMO, Emmanuel

Opponent	Date	GS	MIN	Total		3-Pointers		Free throws		Rebounds				PF	A	T/O	BLK	STL	PTS	AVG	
				FG-FGA	PCT	3FG-3FGA	PCT	FT-FTA	PCT	OFF	DEF	TOT	AVG								
Delaware St.	11/25/2020		07:35	0-0	.000	0-0	.000	2-2	1.000	2	0	2	2.0	2	0	3	1	2	2	2.0	
Louisville	01/13/2021		03:06	0-0	.000	0-0	.000	0-0	.000	1	0	1	1.5	0	0	0	0	0	0	1.0	
Virginia Tech	01/17/2021		09:04	1-1	1.000	0-0	.000	0-0	.000	0	1	1	1.3	2	0	0	0	1	2	1.3	
at North Carolina	01/20/2021		15:24	1-2	.500	0-0	.000	0-0	.000	0	4	4	2.0	2	0	0	0	0	2	1.5	
Pittsburgh	01/23/2021		13:33	0-0	.000	0-0	.000	0-0	.000	0	2	2	2.0	2	0	0	2	0	0	1.2	
at NC State	01/27/2021		11:33	2-3	.667	0-0	.000	1-2	.500	2	1	3	2.2	4	0	0	2	0	5	1.8	
Miami (FL)	01/30/2021		12:46	0-2	.000	0-0	.000	0-0	.000	1	1	2	2.1	1	1	0	1	0	0	1.6	
at Notre Dame	02/02/2021		15:04	1-1	1.000	0-0	.000	0-0	.000	0	0	0	1.9	2	0	0	1	1	2	1.6	
at Boston College	02/10/2021	*	08:01	0-0	.000	0-0	.000	0-0	.000	0	4	4	2.1	1	0	0	1	0	0	1.4	
at Florida St.	02/13/2021		07:52	0-0	.000	0-0	.000	2-2	1.000	1	0	1	2.0	5	0	1	0	0	2	1.5	
Duke	02/17/2021		10:59	0-0	.000	0-0	.000	1-2	.500	0	1	1	1.9	0	0	0	1	0	1	1.5	
NC State	02/20/2021		07:05	0-0	.000	0-0	.000	0-0	.000	0	0	0	1.8	0	0	3	2	0	0	1.3	
Clemson	02/24/2021		07:53	0-0	.000	0-0	.000	0-0	.000	0	1	1	1.7	2	0	1	0	0	0	1.2	
at Virginia Tech	02/27/2021		03:58	0-0	.000	0-0	.000	0-0	.000	1	1	2	1.7	1	0	1	0	0	0	1.1	
Totals			1	133:53	5-9	.556	0-0	.000	6-8	.750	8	16	24	1.7	24	1	9	11	4	16	1.1

HIGHLIGHTS

- Played his final year at Oak Hill Academy (Va.).
- Led his team to a 37-3 record and a No. 3 national ranking.
- Led the team in field goal percentage and blocks.
- Averaged 7.6 points, 7.1 rebounds, and 3.1 blocks per game.
- Played his first three years of high school ball at Huntington Prep (W. Va.).
- Was a member of the MBA AAU program on the Adidas Grassroots Circuit.



31 BLAKE BUCHANAN

JUNIOR / 6-5 / 205 / F / DURHAM, N.C.

--- PPG | --- APG | 2.0 RPG | -- % FT | 4.1 MPG

SEASON/CAREER HIGHS

POINTS

Career: 2 vs. Saint Joseph's (11/15/18)
Season:

REBOUNDS

Career: 2 vs Delaware State (11/25/20)
Season: 2 vs Delaware State (11/25/20)

FIELD GOALS

Career:
Season:

FIELD GOAL ATTEMPTS

Career: 2 vs. Charlotte (12/6/18)
Season: 1 vs Delaware State (11/25/20)

3-POINTERS

Career:
Season:

3-POINT ATTEMPTS

Career: 1, 3x last Delaware State (11/25/20)
Season: 1 vs Delaware State (11/25/20)

FREE THROWS

Career: 2 vs. Saint Joseph's (11/15/18)
Season:

FREE THROW ATTEMPTS

Career: 2 vs. Saint Joseph's (11/15/18)
Season:

ASSISTS

Career: 1, 2x last at Penn St. 12/4/19)
Season:

TURNOVERS

Career:
Season:

BLOCKS

Career: 2 vs Charlotte (12/6/18)
Season:

STEALS

Career: 1 at Duke (1/11/20)
Season:

MINUTES

Career: 4 vs Delaware State (11/25/20)
Season: 4 vs Delaware State (11/25/20)

2020-21 GAME-BY-GAME STATS

#31 BUCHANAN, Blake

Opponent	Date	GS	MIN	Total		3-Pointers		Free throws		Rebounds				Other						
				FG-FGA	PCT	3FG-3FGA	PCT	FT-FTA	PCT	OFF	DEF	TOT	AVG	PF	A	T/O	BLK	STL	PTS	AVG
Delaware St.	11/25/2020		04:05	0-1	.000	0-1	.000	0-0	.000	0	2	2	2.0	0	0	0	0	0	0	0.0
Catawba	12/31/2020		02:35	0-0	.000	0-0	.000	0-0	.000	0	0	0	1.0	1	1	0	0	0	0	0.0
Totals		0	06:40	0-1	.000	0-1	.000	0-0	.000	0	2	2	1.0	1	1	0	0	0	0	0.0

2019-20 SEASON HIGHLIGHTS

- Appeared in seven games off the bench.
- Had an assist at Penn State (Dec. 4).
- Had a steal at Duke (Jan. 11).

BUCHANAN, Blake

				Field Goals		3-Point		F-Throws		Rebounds				Scoring						
SEASON	TEAM	GP-GS	MIN/AVG	FG-FGA	FG%	3FG-FGA	3FG%	FT-FTA	FT%	OFF	DEF	TOT	AVG	PF-FO	AST	TO	BLK	STL	PTS	AVG
2018-19	Wake	10-0	13/1.3	0-4	.000	0-2	.000	2-2	1.000	4	2	6	0.6	0-0	1	1	0	0	2	0.2
2019-20	Wake	7-0	8/1.2	0-0	.000	0-0	.000	0-0	.000	0	0	0	0.0	0-0	1	0	0	1	0	0.0
TOTAL		17-0	21/1.2	0-4	.000	0-2	.000	2-2	1.000	4	2	6	0.4	0-0	2	1	0	1	2	0.1



33

ODY OGUAMA

SOPHOMORE / 6-9 / 225 / F / RALEIGH N.C.

8.2 PPG | 0.5 APG | 5.5 RPG | 70.9 % FT | 22.3 MPG

SEASON/CAREER HIGHS

POINTS

Career: 16 vs. Boston College (1/19/20)
Season: 14 vs. Duke (2/17/21)

REBOUNDS

Career: 12 vs. Miami (1/30/2021)
Season: 12 vs. Miami (1/30/2021)

FIELD GOALS

Career: 6, 2x - last at Notre Dame (2/2/21)
Season: 6, 2x - last at Notre Dame (2/2/21)

FIELD GOAL ATTEMPTS

Career: 12 at Notre Dame (2/2/21)
Season: 12 at Notre Dame (2/2/21)

3-POINTERS

Career:
Season:

3-POINT ATTEMPTS

Career:
Season:

FREE THROWS

Career: 5 at Boston College (2/10/21)
Season: 5 at Boston College (2/10/21)

FREE THROW ATTEMPTS

Career: 8 vs. Boston College (1/19/20)
Season: 6 at Boston College (2/10/21)

ASSISTS

Career: 2, 2x - last vs Pitt (1/23/21)
Season: 2, 2x - last vs Pitt (1/23/21)

TURNOVERS

Career: 4 at Boston College (2/10/21)
Season: 4 at Boston College (2/10/21)

BLOCKS

Career: 3 (3 times)
Season: 1 at Boston College (2/10/21)

STEALS

Career: 2 at Georgia Tech (1/3/21)
Season: 2 at Georgia Tech (1/3/21)

MINUTES

Career: 31 vs. Louisville (1/13/21)
Season: 31 vs. Louisville (1/13/21)

2020-21 GAME-BY-GAME STATS

#33 OGUAMA, Ody

Opponent	Date	GS	MIN	Total		3-Pointers		Free throws		Rebounds				PF A T/O BLK STL				PTS	AVG		
				FG-FGA	PCT	3FG-3FGA	PCT	FT-FTA	PCT	OFF	DEF	TOT	AVG								
Catawba	12/31/2020		19:04	2-5	.400	0-0	.000	3-4	.750	3	2	5	5.0	2	1	3	0	1	7	7.0	
at Georgia Tech	01/03/2021	*	28:46	5-7	.714	0-0	.000	2-3	.667	1	4	5	5.0	0	1	0	0	2	12	9.5	
at Virginia	01/06/2021	*	23:51	4-7	.571	0-0	.000	0-2	.000	1	3	4	4.7	3	1	0	0	0	8	9.0	
at Duke	01/09/2021	*	14:39	3-5	.600	0-0	.000	3-4	.750	1	0	1	3.8	5	1	2	0	1	9	9.0	
Louisville	01/13/2021	*	30:46	4-9	.444	0-0	.000	3-4	.750	3	3	6	4.2	3	0	2	1	1	11	9.4	
Virginia Tech	01/17/2021	*	20:21	4-6	.667	0-0	.000	1-2	.500	2	0	2	3.8	3	0	1	0	0	9	9.3	
at North Carolina	01/20/2021	*	20:17	2-6	.333	0-0	.000	4-4	1.000	5	2	7	4.3	4	2	1	0	1	8	9.1	
Pittsburgh	01/23/2021	*	19:30	2-4	.500	0-0	.000	3-4	.750	5	5	10	5.0	3	2	0	0	0	7	8.9	
at NC State	01/27/2021	*	24:33	3-7	.429	0-0	.000	5-7	.714	2	2	4	4.9	1	0	0	0	1	11	9.1	
Miami (FL)	01/30/2021	*	27:14	2-6	.333	0-0	.000	1-3	.333	3	9	12	5.6	2	0	1	0	0	5	8.7	
at Notre Dame	02/02/2021	*	20:00	6-12	.500	0-0	.000	1-2	.500	3	3	6	5.6	2	0	1	1	0	13	9.1	
at Boston College	02/10/2021		25:09	4-6	.667	0-0	.000	5-6	.833	3	7	10	6.0	4	0	4	1	1	13	9.4	
at Florida St.	02/13/2021	*	29:31	2-6	.333	0-0	.000	2-3	.667	3	4	7	6.1	5	0	0	0	0	6	9.2	
Duke	02/17/2021	*	17:22	5-7	.714	0-0	.000	4-4	1.000	2	1	3	5.9	2	0	0	1	0	14	9.5	
NC State	02/20/2021	*	13:15	1-3	.333	0-0	.000	0-0	.000	2	1	3	5.7	4	0	1	0	0	2	9.0	
Clemson	02/24/2021	*	24:58	1-3	.333	0-0	.000	1-1	1.000	0	2	2	5.4	2	0	2	0	0	3	8.6	
at Virginia Tech	02/27/2021	*	19:15	0-4	.000	0-0	.000	1-2	.500	3	4	7	5.5	3	0	2	1	0	1	8.2	
Totals			15	378:31	50-103	.485	0-0	.000	39-55	.709	42	52	94	5.5	48	8	20	5	8	139	8.2

2019-20 SEASON HIGHLIGHTS

- Academic All-ACC Team.
- Appeared in all 31 games, making 24 starts.
- Averaged 2.9 points and 3.9 rebounds per game.
- Second on the team with 24 blocks.
- Had 10 points and seven rebounds in his collegiate debut at Boston College (Nov. 6).
- Had 16 points (6-9 FG) and 10 rebounds vs. Boston College (Jan. 19) for first career double-double.
- Had eight points and eight rebounds vs. North Carolina (Feb. 11).

OGUAMA, Ody

		Field Goals		3-Point		F-Throws		Rebounds				Scoring								
SEASON	TEAM	GP-GS	MIN/AVG	FG-FGA	FG%	3FG-FGA	3FG%	FT-FTA	FT%	OFF	DEF	TOT	AVG	PF-FO	AST	TO	BLK	STL	PTS	AVG
2019-20	Wake	31-24	462/14.9	31-57	.544	0-0	.000	29-43	.674	47	73	120	3.9	84-3	3	25	24	9	91	2.9
TOTAL		31-24	462/14.9	31-57	.544	0-0	.000	29-43	.674	47	73	120	3.9	84-3	3	25	24	9	91	2.9



35 CARTER WHITT

FRESHMAN / 6-4 / 180 / G / RALEIGH, N.C.

4.2 PPG | 2.4 APG | 2.3 RPG | 75.0 % FT | 21.8 MPG

SEASON/CAREER HIGHS

POINTS

Career: 11, 2x - last vs. Miami (1/30/2021)
Season: 11, 2x - last vs. Miami (1/30/2021)

REBOUNDS

Career: 5, 2x - last at Boston College (2/10/21)
Season: 5, 2x - last at Boston College (2/10/21)

FIELD GOALS

Career: 4, 2x - last vs. Miami (1/30/2021)
Season: 4, 2x - last vs. Miami (1/30/2021)

FIELD GOAL ATTEMPTS

Career: 8, 2x - at Georgia Tech (1/3/21)
Season: 8, 2x - last at Georgia Tech (1/3/21)

3-POINTERS

Career: 3 vs. Miami (1/30/2021)
Season: 3 vs. Miami (1/30/2021)

3-POINT ATTEMPTS

Career: 3 vs. Miami (1/30/2021)
Season: 3 vs. Miami (1/30/2021)

FREE THROWS

Career: 2, 2x - last at Duke (1/9/21)
Season: 2, 2x - last at Duke (1/9/21)

FREE THROW ATTEMPTS

Career: 2, 3x - last at Duke (1/9/21)
Season: 2, 3x - last at Duke (1/9/21)

ASSISTS

Career: 4, 2x - last vs Pitt (1/23/21)
Season: 4, 2x - last vs Pitt (1/23/21)

TURNOVERS

Career: 7 at Duke (1/9/21)
Season: 7 at Duke (1/9/21)

BLOCKS

Career: 1, 2x - last at North Carolina (1/20/21)
Season: 1, 2x - last at North Carolina (1/20/21)

STEALS

Career: 3 at Duke (1/9/21)
Season: 3 at Duke (1/9/21)

MINUTES

Career: 29 at Duke (1/9/21)
Season: 29 at Duke (1/9/21)

2020-21 GAME-BY-GAME STATS

#35 WHITT, Carter

Opponent	Date	GS	MIN	Total		3-Pointers		Free throws		Rebounds				PF	A	T/O	BLK	STL	PTS	AVG	
				FG-FGA	PCT	3FG-3FGA	PCT	FT-FTA	PCT	OFF	DEF	TOT	AVG								
Catawba	12/31/2020		25:08	4-8	.500	1-2	.500	2-2	1.000	0	1	1	1.0	3	4	2	0	0	11	11.0	
at Georgia Tech	01/03/2021		23:25	3-9	.333	0-2	.000	0-0	.000	0	5	5	3.0	1	2	0	0	1	6	8.5	
at Virginia	01/06/2021	*	21:13	0-2	.000	0-1	.000	1-2	.500	0	2	2	2.7	2	2	0	0	1	6.0	6.0	
at Duke	01/09/2021	*	28:45	3-7	.429	0-1	.000	2-2	1.000	0	2	2	2.5	2	3	7	0	3	8	6.5	
Virginia Tech	01/17/2021		14:22	1-5	.200	0-1	.000	0-0	.000	0	0	0	2.0	0	2	5	0	1	2	5.6	
at North Carolina	01/20/2021		06:03	0-2	.000	0-1	.000	0-0	.000	0	1	1	1.8	1	0	5	0	0	0	4.7	
Pittsburgh	01/23/2021		20:33	1-6	.167	0-2	.000	0-0	.000	0	2	2	1.9	4	4	3	0	0	2	4.3	
at NC State	01/27/2021		13:33	0-2	.000	0-0	.000	0-0	.000	0	2	2	1.9	0	0	4	0	0	0	3.8	
Miami (FL)	01/30/2021		21:32	4-4	1.000	3-3	1.000	0-0	.000	0	2	2	1.9	1	1	2	0	1	11	4.6	
at Notre Dame	02/02/2021		23:45	2-6	.333	2-3	.667	0-0	.000	0	4	4	2.1	1	3	1	0	1	6	4.7	
at Boston College	02/10/2021	*	22:46	3-3	1.000	0-0	.000	0-0	.000	0	5	5	2.4	0	2	3	0	0	6	4.8	
at Florida St.	02/13/2021	*	29:45	2-5	.400	1-2	.500	1-2	.500	1	0	1	2.3	1	9	3	0	0	6	4.9	
Duke	02/17/2021	*	28:05	1-6	.167	1-4	.250	0-0	.000	1	0	1	2.2	3	2	1	0	0	3	4.8	
NC State	02/20/2021	*	24:27	0-4	.000	0-2	.000	0-0	.000	0	2	2	2.1	3	0	2	0	1	0	4.4	
Clemson	02/24/2021	*	27:19	0-4	.000	0-2	.000	0-0	.000	0	4	4	2.3	1	2	1	0	0	0	4.1	
at Virginia Tech	02/27/2021		18:24	2-7	.286	1-3	.333	0-0	.000	0	2	2	2.3	1	2	5	0	1	5	4.2	
Totals			7	349:06	26-80	.325	9-29	.310	6-8	.750	2	34	36	2.3	24	38	48	0	9	67	4.2

HIGHLIGHTS

- Top-ranked point guard in the state of North Carolina according to 247Sports.
 - Ranked the No. 10 point guard nationally.
 - Ranked the No. 64 player nationally.
- Ranked No. 86 in ESPN's Top 100 recruits.
- Ranked No. 63 in Rivals Top150 nationally.
- Ninth-highest rated recruit in Wake Forest history, during the 247 era.
- Named to the A/B Honor Roll every semester of high school.
- A three-year varsity starter at Leesville Road, Whitt averaged 22.3 points, 9.0 rebounds and 8.3 assists as a junior for a squad that finished 21-8 and won the Cap 7 Conference title. He earned first-team All-Cap 7 honors for his performance.
 - Named to the All-State team each year of high school at Leesville Road.
 - Overall for his career, Whitt was a three-time All-Conference selection and led Leesville Road to the State Quarterfinals twice and to the Cap 7 Conference title twice.
- On track to graduate in December and join the Deacs on campus in January.
- Whitt's father, Scott, is a Wake Forest graduate ('89).



45 ANTHONY MATHIS, JR

SENIOR / 6-1 / 185 / G / LOUISVILLE, KY.

--- PPG | --- APG | --- RPG | -- % FT | --- MPG

SEASON/CAREER HIGHS

POINTS

Career:
Season:

REBOUNDS

Career:
Season:

FIELD GOALS

Career:
Season:

FIELD GOAL ATTEMPTS

Career:
Season:

3-POINTERS

Career:
Season:

3-POINT ATTEMPTS

Career:
Season:

FREE THROWS

Career:
Season:

FREE THROW ATTEMPTS

Career:
Season:

ASSISTS

Career:
Season:

TURNOVERS

Career:
Season:

BLOCKS

Career:
Season:

STEALS

Career:
Season:

MINUTES

Career:
Season:

HIGHLIGHTS

- Joined the program as a walk-on in the summer of 2020.
- Transferred to Wake Forest his junior year from the United States Naval Academy.
- Played his freshman year at the Naval Academy.
- Scored 2,475 career points in high school at Kentucky Country Day.

GAME-BY-GAME STATS

Opponent	MP	FG-A	3G-A	FT-A	O-D-T	PF	A	TO	BS	ST	TP
Delaware St.	--	---	---	---	----	---	-	--	--	--	--



52 GRANT VAN BEVEREN

SOPHOMORE / 6-6 / 215 / F / ALPHARETTA, GA.

2.0 PPG | --- APG | 2.0 RPG | -- % FT | 4.1 MPG

SEASON/CAREER HIGHS

POINTS

Career: 2 - 2x - last vs Delaware State (11/25/20)
 Season: 2 vs Delaware State (11/25/20)

REBOUNDS

Career: 2 vs Delaware State (11/25/20)
 Season: 2 vs Delaware State (11/25/20)

FIELD GOALS

Career: 1 - 2x - last vs Delaware State (11/25/20)
 Season: 1 vs Delaware State (11/25/20)

FIELD GOAL ATTEMPTS

Career: 1 - 2x - last vs Delaware State (11/25/20)
 Season: 1 vs Delaware State (11/25/20)

3-POINTERS

Career:
 Season:

3-POINT ATTEMPTS

Career:
 Season:

FREE THROWS

Career:
 Season:

FREE THROW ATTEMPTS

Career:
 Season:

ASSISTS

Career:
 Season:

TURNOVERS

Career:
 Season:

BLOCKS

Career:
 Season:

STEALS

Career:
 Season:

MINUTES

Career: 4 vs Delaware State (11/25/20)
 Season: 4 vs Delaware State (11/25/20)

2020-21 GAME-BY-GAME STATS

#52 VAN BEVEREN, Grant

Opponent	Date	GS	MIN	Total		3-Pointers		Free throws		Rebounds				PF	A	T/O	BLK	STL	PTS	AVG
				FG-FGA	PCT	3FG-3FGA	PCT	FT-FTA	PCT	OFF	DEF	TOT	AVG							
Delaware St.	11/25/2020		04:05	1-1	1.000	0-0	.000	0-0	.000	0	2	2	2.0	0	0	0	0	0	2	2.0
Totals		0	04:05	1-1	1.000	0-0	.000	0-0	.000	0	2	2	2.0	0	0	0	0	0	2	2.0

HIGHLIGHTS

- Appeared six games during his freshman season.
- Scored first career points with a basket vs. Boston College (Jan. 19).
- Top rebounder in Georgia during his senior season at Chattahoochee High School.
- Averaged 16 points and 20 rebounds per game during senior year.

VAN BEVEREN, Grant

SEASON	TEAM	GP-GS	MIN/AVG	Field Goals		3-Point		F-Throws		Rebounds				Scoring						
				FG-FGA	FG%	3FG-FGA	3FG%	FT-FTA	FT%	OFF	DEF	TOT	AVG	PF-FO	AST	TO	BLK	STL	PTS	AVG
2019-20	Wake	6-0	4/0.7	1-1	1.000	0-0	.000	0-0	.000	0	0	0	0.0	0-0	0	0	0	0	2	0.3
TOTAL		6-0	4/0.7	1-1	1.000	0-0	.000	0-0	.000	0	0	0	0.0	0-0	0	0	0	0	2	0.3



55
MILES LESTER
R-JUNIOR / 6-0 / 180 / G / WICHITA, KAN.

--- PPG | 1.0 APG | --- RPG | -- % FT | 4.1 MPG

SEASON/CAREER HIGHS

POINTS

Career: 2 vs. Boston College (1/19/20)
 Season:

REBOUNDS

Career:
 Season:

FIELD GOALS

Career: 1 vs. Boston College (1/19/20)
 Season:

FIELD GOAL ATTEMPTS

Career: 1 2x - last vs Delaware State (11/25/20)
 Season: 1 vs Delaware State (11/25/20)

3-POINTERS

Career:
 Season:

3-POINT ATTEMPTS

Career:
 Season: 1 vs Delaware State (11/25/20)

FREE THROWS

Career:
 Season:

FREE THROW ATTEMPTS

Career:
 Season:

ASSISTS

Career:
 Season: 1 vs Delaware State (11/25/20)

TURNOVERS

Career:
 Season:

BLOCKS

Career:
 Season:

STEALS

Career:
 Season:

MINUTES

Career:
 Season: 4 vs Delaware State (11/25/20)

2020-21 GAME-BY-GAME STATS

#55 LESTER, Miles

Opponent	Date	GS	MIN	Total		3-Pointers		Free throws		Rebounds				Other						
				FG-FGA	PCT	3FG-3FGA	PCT	FT-FTA	PCT	OFF	DEF	TOT	AVG	PF	A	T/O	BLK	STL	PTS	AVG
Delaware St.	11/25/2020		04:05	0-1	.000	0-1	.000	0-0	.000	0	0	0	0.0	1	1	0	0	0	0	0.0
Miami (FL)	01/30/2021		00:09	0-0	.000	0-0	.000	0-0	.000	0	0	0	0.0	0	0	0	0	0	0	0.0
Totals		0	04:14	0-1	.000	0-1	.000	0-0	.000	0	0	0	0.0	1	1	0	0	0	0	0.0

HIGHLIGHTS

- Transferred to Wake Forest after playing his freshman season at Rice.
- Appeared in seven games for the Deacs in 2019-20.
- Averaged 3.1 points per game for the Owls during the 2017-18 season.

LESTER, Miles

		Field Goals		3-Point		F-Throws		Rebounds				Other				Scoring				
SEASON	TEAM	GP-GS	MIN/AVG	FG-FGA	FG%	3FG-FGA	3FG%	FT-FTA	FT%	OFF	DEF	TOT	AVG	PF-FO	AST	TO	BLK	STL	PTS	AVG
2017-18	Rice	29-5	359/12.4	25-78	.321	20-53	.377	20-27	.741	4	32	36	1.2	18-0	46	32	0	8	90	3.1
2019-20	Wake	7-0	5/0.7	0-2	.000	0-0	.000	0-0	.000	0	1	1	0.1	0-0	0	0	0	0	0	0.0
TOTAL FOR Wake		7-0	5/0.7	0-2	.000	0-0	.000	0-0	.000	0	1	1	0.1	0-0	0	0	0	0	0	0.0
TOTAL		36-5	364/10.1	25-80	.313	20-53	.377	20-27	.741	4	33	37	1.0	18-0	46	32	0	8	90	2.5

2020-21 TEAM GAME-BY-GAME

Opponent	Date	Score		Total		3-Pointers		Free throws		Rebounds				Other Stats						
				FG-FGA	PCT	3FG-FGA	PCT	FT-FTA	PCT	OFF	DEF	TOT	AVG	PF	A	TO	BLK	STL	PTS	AVG
Delaware St.	11/25/2020	111-51	W	36-66	.545	14-31	.452	25-32	.781	16	33	49	49.0	21	21	15	3	20	111	111.0
Longwood	11/27/2020	71-60	W	24-49	.490	6-20	.300	17-22	.773	3	18	21	35.0	16	9	12	2	10	71	91.0
Catawba	12/31/2020	70-62	W	22-51	.431	6-23	.261	20-25	.800	6	31	37	35.7	23	14	16	1	7	70	84.0
at Georgia Tech	01/03/2021	54-70	L	22-53	.415	3-20	.150	7-11	.636	6	25	31	34.5	10	10	18	0	9	54	76.5
at Virginia	01/06/2021	61-70	L	23-45	.511	10-19	.526	5-11	.455	4	22	26	32.8	12	12	13	1	4	61	73.4
at Duke	01/09/2021	68-79	L	22-48	.458	6-20	.300	18-21	.857	8	17	25	31.5	16	8	15	2	7	68	72.5
Louisville	01/13/2021	65-77	L	21-57	.368	7-29	.241	16-18	.889	9	22	31	31.4	18	12	11	1	4	65	71.4
Virginia Tech	01/17/2021	60-64	L	22-60	.367	7-23	.304	9-15	.600	16	21	37	32.1	20	8	13	0	10	60	70.0
at North Carolina	01/20/2021	73-80	L	23-59	.390	13-34	.382	14-17	.824	10	26	36	32.6	16	14	20	2	5	73	70.3
Pittsburgh	01/23/2021	76-75	W	26-56	.464	15-32	.469	9-12	.750	8	23	31	32.4	22	18	15	5	6	76	70.9
at NC State	01/27/2021	67-72	L	24-58	.414	8-24	.333	11-15	.733	13	21	34	32.5	21	8	20	5	7	67	70.5
Miami (FL)	01/30/2021	66-54	W	23-56	.411	13-29	.448	7-11	.636	9	30	39	33.1	12	11	11	2	6	66	70.2
at Notre Dame	02/02/2021	58-79	L	22-64	.344	9-23	.391	5-8	.625	10	21	31	32.9	10	12	6	3	4	58	69.2
at Boston College	02/10/2021	69-65	W	25-58	.431	7-26	.269	12-20	.600	12	40	52	34.3	17	10	13	4	3	69	69.2
at Florida St.	02/13/2021	85-92	Lot	27-60	.450	13-27	.481	18-25	.720	9	23	32	34.1	25	17	14	2	3	85	70.3
Duke	02/17/2021	60-84	L	20-51	.392	7-25	.280	13-18	.722	8	20	28	33.8	15	8	9	5	1	60	69.6
NC State	02/20/2021	62-80	L	22-54	.407	7-25	.280	11-13	.846	11	21	32	33.6	17	8	19	3	7	62	69.2
Clemson	02/24/2021	39-60	L	12-47	.255	5-24	.208	10-10	1.000	3	19	22	33.0	15	6	10	0	3	39	67.5
at Virginia Tech	02/27/2021	46-84	L	15-55	.273	10-32	.313	6-13	.462	9	25	34	33.1	14	9	18	3	2	46	66.4
Total		1261		431-1047	.412	166-486	.342	233-317	.735	170	458	628	33.1	320	215	268	44	118	1261	66.4
Opponents		1358		486-1051	.462	145-388	.374	241-345	.699	160	487	647	34.1	290	263	236	88	150	1358	71.5

2020-21 GAME-BY-GAME P/R/A

Opponent	Date	Score		0	1	2	4	10	11	13	20	23	25	30
				NEATH,JAHC	MUCIUS,ISA	JOHNSON,JA	WILLIAMSON	INGRAHAM,T	DUBOSE,IAN	ADAMS,QUAD	ANTONIO,JO	WILKINS,IS	MASSOUD,IS	OKPOMO,EMM
DSU	11/25/2020	111-51	W	6-6-6	9-5-0	16-7-2	7-3-2	19-5-1	8-5-4	11-2-1	12-1-0	10-4-3	9-1-1	2-2-0
LWU	11/27/2020	71-60	W	12-1-0	4-2-0	4-3-1	8-3-1	3-0-0	14-4-5	0-0-0	14-2-1	2-1-1	10-3-0	DNP
Cataw	12/31/2020	70-62	W	10-4-2	11-7-0	8-2-2	15-7-4	DNP	DNP	DNP	DNP	3-5-0	5-3-0	DNP
at GaTech	01/03/2021	54-70	L	7-2-2	21-5-0	0-3-0	6-2-4	DNP	DNP	DNP	0-3-1	0-0-0	2-3-0	DNP
at UVa	01/06/2021	61-70	L	0-0-1	14-7-0	0-0-0	8-1-4	DNP	DNP	DNP	14-4-0	3-3-3	13-3-1	DNP
at Duke	01/09/2021	68-79	L	0-2-0	9-3-0	5-3-1	17-2-2	DNP	DNP	0-1-0	3-0-0	0-1-1	17-8-0	DNP
LOU	01/13/2021	65-77	L	2-2-3	4-8-0	11-2-0	19-1-4	DNP	DNP	0-0-2	11-4-3	0-0-0	7-2-0	0-1-0
Hokies	01/17/2021	60-64	L	5-4-1	10-6-1	3-2-0	11-2-2	DNP	DNP	DNP	0-2-1	6-5-1	12-4-0	2-1-0
at UNC	01/20/2021	73-80	L	0-0-2	27-7-1	6-3-1	27-3-5	DNP	DNP	DNP	3-2-2	0-1-1	0-5-0	2-4-0
Pitt	01/23/2021	76-75	W	2-1-1	0-2-1	10-3-1	9-2-8	DNP	DNP	DNP	15-1-1	0-0-0	31-4-0	0-2-0
at NCSU	01/27/2021	67-72	L	8-0-3	4-4-1	2-6-0	22-2-1	DNP	DNP	DNP	2-1-2	0-0-1	13-7-0	5-3-0
Miami	01/30/2021	66-54	W	0-2-3	13-9-2	15-1-1	16-2-1	DNP	DNP	DNP	0-1-0	6-5-2	0-1-0	0-2-1
at ND	02/02/2021	58-79	L	3-1-1	14-5-0	2-2-1	8-3-4	DNP	DNP	0-1-0	0-3-2	2-2-0	8-3-1	2-0-0
at BC	02/10/2021	69-65	W	8-4-1	10-8-1	0-1-1	4-3-0	DNP	17-5-3	DNP	9-2-1	DNP	2-5-1	0-4-0
at FSU	02/13/2021	85-92	Lot	2-1-2	4-1-0	9-4-1	13-1-0	DNP	18-4-5	DNP	23-8-0	DNP	2-2-0	2-1-0
Duke	02/17/2021	60-84	L	2-2-2	8-6-1	0-0-0	12-1-1	DNP	10-8-1	DNP	5-3-0	DNP	5-2-1	1-1-0
NCSU	02/20/2021	62-80	L	5-1-1	11-3-0	8-1-1	11-3-2	DNP	14-3-0	DNP	5-4-2	0-2-0	6-5-2	0-0-0
Clem	02/24/2021	39-60	L	0-2-1	13-3-0	0-2-0	16-2-1	DNP	2-4-1	DNP	0-1-1	0-0-0	5-1-0	0-1-0
at Hokies	02/27/2021	46-84	L	3-0-0	6-5-1	0-3-0	2-2-4	DNP	6-4-0	3-0-1	12-3-1	0-0-0	8-2-0	0-2-0

Opponent	Date	Score		31	33	35	52	55
				BUCHANAN,B	OGUAMA,ODY	WHITT,CART	VAN BEVERE	LESTER,MIL
DSU	11/25/2020	111-51	W	0-2-0	DNP	DNP	2-2-0	0-0-1
LWU	11/27/2020	71-60	W	DNP	DNP	DNP	DNP	DNP
Cataw	12/31/2020	70-62	W	0-0-1	7-5-1	11-1-4	DNP	DNP
at GaTech	01/03/2021	54-70	L	DNP	12-5-1	6-5-2	DNP	DNP
at UVa	01/06/2021	61-70	L	DNP	8-4-1	1-2-2	DNP	DNP
at Duke	01/09/2021	68-79	L	DNP	9-1-1	8-2-3	DNP	DNP
LOU	01/13/2021	65-77	L	DNP	11-6-0	DNP	DNP	DNP
Hokies	01/17/2021	60-64	L	DNP	9-2-0	2-0-2	DNP	DNP
at UNC	01/20/2021	73-80	L	DNP	8-7-2	0-1-0	DNP	DNP
Pitt	01/23/2021	76-75	W	DNP	7-10-2	2-2-4	DNP	DNP
at NCSU	01/27/2021	67-72	L	DNP	11-4-0	0-2-0	DNP	DNP
Miami	01/30/2021	66-54	W	DNP	5-12-0	11-2-1	DNP	0-0-0
at ND	02/02/2021	58-79	L	DNP	13-6-0	6-4-3	DNP	DNP
at BC	02/10/2021	69-65	W	DNP	13-10-0	6-5-2	DNP	DNP
at FSU	02/13/2021	85-92	Lot	DNP	6-7-0	6-1-9	DNP	DNP
Duke	02/17/2021	60-84	L	DNP	14-3-0	3-1-2	DNP	DNP
NCSU	02/20/2021	62-80	L	DNP	2-3-0	0-2-0	DNP	DNP
Clem	02/24/2021	39-60	L	DNP	3-2-0	0-4-2	DNP	DNP
at Hokies	02/27/2021	46-84	L	DNP	1-7-0	5-2-2	DNP	DNP

NATIONAL RANKINGS

ASSOCIATED PRESS

1 Gonzaga (59)	24-0	1,571	1
2 Michigan (4)	18-1	1,512	3
3 Baylor	18-1	1,450	2
4 Illinois	18-6	1,350	5
5 Iowa	18-7	1,266	9
6 West Virginia	17-6	1,210	10
7 Ohio State	18-7	1,163	4
8 Alabama	19-6	1,130	6
9 Houston	20-3	1,109	12
10 Villanova	15-4	942	8
11 Florida State	14-4	897	11
12 Arkansas	19-5	847	20
13 Kansas	18-8	785	17
14 Creighton	17-6	669	13
15 Texas	14-7	650	14
16 Oklahoma	14-7	584	7
17 Oklahoma State	16-6	553	17
18 Texas Tech	15-8	494	18
19 San Diego State	19-4	406	22
20 Loyola Chicago	21-4	367	21
21 Virginia	15-6	362	15
22 Virginia Tech	15-5	335	16
23 Purdue	16-8	192	NR
24 Colorado	19-7	150	NR
25 Wisconsin	16-9	106	23

Others receiving votes: BYU 101, USC 88, **Clemson 47**, Florida 24, Tennessee 19, St. Bonaventure 16, Oregon 15, Missouri 13, Wichita State 11, Maryland 9, Toledo 8, Connecticut 5, Belmont 5, Winthrop 4, **North Carolina 4**, UCLA 2, **Louisville 2**, UC Santa Barbara 1, Drake 1

USA TODAY COACHES

1 Gonzaga (31)	24-0	799	1
2 Michigan (1)	18-1	764	3
3 Baylor	18-1	733	2
4 Illinois	18-6	670	4
5 West Virginia	17-6	576	13
5 Alabama	19-6	576	7
7 Houston	20-3	556	10
8 Iowa	18-7	554	12
9 Villanova	15-4	541	6
10 Ohio St.	18-7	517	5
11 Florida State	14-4	485	9
12 Creighton	17-6	385	11
13 Arkansas	19-5	376	20
14 Kansas	18-8	359	19
15 Oklahoma	14-7	323	8
16 Texas	14-7	252	16
17 Oklahoma State	16-6	248	21
18 Texas Tech	15-8	240	17
19 Virginia Tech	15-5	224	15
20 Virginia	15-6	217	14
21 San Diego St.	19-4	183	25
22 Loyola-Chicago	21-4	179	22
23 Purdue	16-8	130	NR
24 So California	19-6	119	18
25 Oregon	16-5	97	23

Others receiving votes: Wisconsin 43; Colorado 43; UCLA 25; Brigham Young 25; Wichita St. 21; Maryland 21; Drake 19; **Clemson 18**; Florida 14; Connecticut 14; Missouri 12; Belmont 11; Tennessee 9; Winthrop 6; **North Carolina 6**; Rutgers 3; Xavier 2; **Louisville 2**; Toledo 1; St. Bonaventure 1; Michigan St 1.

SEASON RECORDS

Season Scoring Leaders

Rk.	Player	Points	Year
1.	Len Chappell	932	1961-62
2.	Dickie Hemric	746	1954-55
3.	Len Chappell	745	1960-61
4.	Charlie Davis	690	1970-71
5.	Dickie Hemric	680	1953-54
6.	Charlie Davis	664	1969-70
7.	Tim Duncan	645	1996-97
	Bob Leonard	645	1964-65
9.	Randolph Childress	644	1994-95
10.	Rodney Rogers	636	1992-93
11.	John Collins	632	2016-17

Season Rebound Leaders

Rk.	Player	Rebounds	Year
1.	Dickie Hemric	515	1954-55
2.	Len Chappell	470	1961-62
3.	Tim Duncan	457	1996-97
4.	Dickie Hemric	447	1951-52
5.	Dickie Hemric	424	1953-54
6.	Dickie Hemric	416	1952-33
7.	Tim Duncan	401	1994-95
8.	Tim Duncan	395	1995-96
9.	Len Chappell	393	1960-61
10.	Ronny Watts	352	1964-65

CAREER RECORDS

Career Scoring Leaders

Rk.	Player	Years	FG (3FGs)	FT	Points	Avg.
1.	Dickie Hemric	1952-55	841	905	2587	24.9
2.	Randolph Childress	1991-95	648 (329)	583	2208	18.4
3.	Len Chappell	1960-62	764	637	2165	24.9
4.	Tim Duncan	1994-97	790 (17)	520	2117	16.5
5.	Skip Brown	1974-77	846	342	2034	18.8

Career Rebounding Leaders

Rk.	Player	Years	Games	Rebounds	Avg.
1.	Dickie Hemric	1952-55	104	1,802	17.3
2.	Tim Duncan	1994-97	128	1,570	12.3
3.	Len Chappell	1960-62	87	1,213	13.9
4.	Devin Thomas	2013-16	125	1,061	8.5
5.	Rod Griffin	1975-78	107	947	8.9

THE LAST TIME WAKE FOREST...

WAKE INDIVIDUALS...

- **Scored 30 points:** Ismael Massoud (31), vs. Pitt (1/23/21)
- **Scored 35 points:** Justin Gray (38), at Maryland (1/15/06)
- **Scored 40 points:** Randolph Childress (40), vs. Duke (3/10/95) ACCT
- **Two players with 20 points:** Olivier Sarr (25) & Chaundee Brown (24) vs. Duke (2/25/20)
- **Two players with 25 points:** Daivien Williamson (27) & Isaiah Mucius (27) at N. Carolina (1/20/21)
- **Three players with 20 points:** Taron Downey (27), Eric Williams (23) & Chris Paul (22) vs. West Virginia (3/19/05) NCAAT
- **20-point game off the bench:** Jonah Antonio (23), at Florida State (2/13/21)
- **A player with back-to-back 30-point games:** Jeff Teague, 30 at BYU (1/3/09); 34 vs. North Carolina (1/11/09)
- **One player scored in double figures:** at Virginia Tech (2/27/21)
- **No players scored in double figures:** at Georgia Tech (1/19/11)
- **Five players scored in double figures:** vs. Delaware State (11/25/20)
- **All five starters scored in double figures:** vs. Duke (2/25/20)
- **Six players scored in double figures:** vs. Duke (2/25/20)
- **Had 15 rebounds:** Olivier Sarr (17) vs. Notre Dame (2/29/20)
- **Had 20 rebounds:** Devin Thomas (21) at NC State (2/13/16)
- **Had 25 rebounds:** Dickie Hemric (36) vs. Clemson (2/4/55)
- **Two players with 10 rebounds:** Olivier Sarr (17) & Chaundee Brown (10) vs. Notre Dame (2/29/20)
- **Two players with 15 rebounds:** Devin Thomas (17) and Dinos Mitoglou (16) vs. UMBC (11/13/15)
- **Double-Double:** Ody Oguama (13 pts, 10 rebs) at Boston College (2/10/21)
- **Two players had a double-double:** Olivier Sarr (30 pts, 17 rebs) & Chaundee Brown (15 pts, 10 rebs) vs. Notre Dame (2/29/20)
- **Three players had a double-double:** Al-Farouq Aminu (13 pts, 12 rebs), James Johnson (14 pts, 14 rebs) & L.D. Williams (15 pts, 10 rebs) vs. Baylor (11/30/08)
- **Double-Double with points and assists:** Brandon Childress (14 pts, 10 assts) vs. North Carolina (2/11/20)
- **Four Double-Doubles in a row:** Doral Moore (4 games), Feb. 7-17, 2018
- **Triple-Double:** Tim Duncan (14 pts, 15 rebs, 10 blocks) vs. Maryland (1/13/96)
- **20 points and 20 rebounds:** Eric Williams (22 pts, 20 rebs) at Clemson (1/11/06)
- **10 assists:** Brandon Childress (10), vs. North Carolina (2/11/20)
- **5 Blocked Shots:** Olivier Sarr (5), at Charlotte (11/17/19)
- **5 Steals:** Isaiah Wilkins (5) vs Delaware State (11/25/20)
- **Led WF in Points, Rebounds and Assists:** Daivien Williamson vs Catawba (12/31/20)
- **Led WF in Points, Rebounds, Assists, Steals and Blocks:** Olivier Sarr vs. Virginia Tech (1/14/20)
- **Hit a last second shot to win a game (1.0 or later):** Devin Thomas, at Richmond (12/28/14), tip-in as time expired in regulation to win 65-63
- **Played the entire game:** Andrien White vs. Virginia (1/26/20)
- **Played 40 or more minutes:** Brandon Childress (45) and Chaundee Brown (42) vs. Duke (2/25/20)

WAKE TEAM...

- **Won in Overtime:** Feb. 25, 2020, Won 113-101 in 2OT vs. Duke
- **Lost in Overtime:** Feb. 13, 2021, Lost 92-85 in OT at Florida State
- **Played Two Overtimes:** Feb. 25, 2020, Won 113-101 in 2OT vs. Duke
- **Played Three Overtimes:** Dec. 20, 2003, Won 119-114 in 3OT at North Carolina
- **Shot 70 percent for a Half:** 70.0% (14-20), vs. UNC Asheville (11/13/19), 2nd half
- **Shot 60 percent in a Game:** 70.2% (33-47), vs. UNC Asheville (11/13/19)
- **Shot less than 30 percent in a Game:** 27.3% (15-55), at Virginia Tech (2/27/21)
- **Shot 90 percent from the free throw line:** 100% (10-10) vs. Long Beach State (11/29/19)
- **Shot 50 percent from 3-point line:** 52.6% (10-19) at Virginia (1/6/21)
- **Shot less than 30 percent in a half:** 23.3% (7-30), at Virginia Tech (2/27/21), 2nd half
- **Shot less than 20 percent in a half:** 19.0% (4-21), at Georgia Tech (1/19/11)
- **Shot 55 percent or better and lost:** 56.4% (31-55) vs. Houston Baptist (11/23/18)
- **Attempted 50 FTs:** 50, vs. Duke (2/25/20)
- **Made 30 FTs:** 37 (of 50), vs. Duke (2/25/20)
- **Made 10+ 3-pt FGs:** 10, at Virginia Tech (2/27/21)
- **Failed to make a 3-pt FG:** at NC State (2/20/10)
- **Had 50 rebounds:** 52, at Boston College (2/10/21)
- **Had 25 assists:** 28, at East Carolina (12/22/08)
- **Had 15+ steals:** 20, vs. Delaware State (11/25/20)
- **Had 10 blocks:** 10, at Charlotte (11/17/19)
- **Scored 50 pts in a half:** 59, vs. Delaware State (11/25/20), 1st half
- **Scored 60 pts in a half:** 67, vs. LSU (12/22/16), 2nd half
- **Scored 100 pts (ACC):** 113, vs. Duke (2/25/20)
- **Scored 100 pts (non-conf):** 111, vs. Delaware State (11/25/20)
- **Scored under 20 pts in 1st half:** 15, Clemson (2/24/21)
- **Scored under 20 pts in 2nd half:** 19, at Clemson (2/3/19)
- **Scored under 50 pts in a game:** 46, at Virginia Tech (2/27/21)
- **Never trailed:** vs. North Carolina (2/11/20)

THE LAST TIME AN OPPONENT...

OPPONENT INDIVIDUALS...

- **Scored 30 points:** Paul Scruggs (30), Xavier (12/14/19)
- **Scored 35 points:** Anthony Barber (38), at NC State (2/13/16)
- **Scored 40 points:** J.R. Reynolds (40), at Virginia (1/21/07)
- **Two players with 20 points:** Cole Anthony (28) and Garrison Brooks (25), at North Carolina (3/3/20)
- **Two players with 25 points:** Cole Anthony (28) and Garrison Brooks (25), at North Carolina (3/3/20)
- **Three players with 20 points:** Martinas Geben (22), Matt Farrell (21) & TJ Gibbs (20), Notre Dame (2/24/18)
- **20-point game off the bench:** Cole Anthony (28) and Garrison Brooks (25), at North Carolina (3/3/20)
- **One player scored in double figures:** Clemson (2/1/20)
- **No players scored in double figures:** at Richmond (12/22/05)
- **Five players scored in double figures:** NC State (2/20/21)
- **All five starters scored in double figures:** at Virginia (1/6/21)
- **Six players scored in double figures:** at NC State (3/6/20)
- **Had 15 rebounds:** John Mooney (17), Notre Dame (2/29/20)
- **Had 20 rebounds:** Horace Grant (20), at Clemson (2/18/87)
- **Had 25 rebounds:** Len Elmore (26), at Maryland (2/27/74)
- **Two players with 10 rebounds:** Aamir Sims (10) & Hunter Tyson (10), Clemson (2/24/21)
- **Double-Double:** Aamir Sims (13 pts, 10 rebs), Clemson (2/24/21)
- **Two players had a double-double:** Samuel Williamson (15 pts, 11 rebs) & Carlk Jones (23 pts, 10 rebs), Louisville (1/13/21)
- **Three players had a double-double:** Raymond Felton (22 pts, 11 assts), Sean May (15 pts, 11 rebs) & Jawad Williams (17 pts, 12 rebs), at North Carolina (12/20/03)
- **Double-Double with points and assists:** Prentiss Hubb (10 pts, 10 assts), at Notre Dame (2/2/21)
- **Triple-Double:** Tu Holloway (14 pts, 10 rebs, 14 assts), at Xavier (12/18/10)
- **20 points and 20 rebounds:** Horace Grant (33 pts, 20 rebs), at Clemson (2/18/87)
- **10 assists:** Prentiss Hubb (10), at Notre Dame (2/2/21)
- **5 Blocked Shots:** Mike Watkins (5), at Penn State (12/4/19)
- **5 Steals:** Justin Campagnie (5), vs Pitt (1/23/21)
- **Led Opponent in Points, Rebounds and Assists:** Sam Hauser, at Virginia (1/6/21)
- **Hit a last second shot to win a game:** Darius Thompson, Virginia (1/26/16), 3-pointer as time expired in regulation to win 72-71

OPPONENT TEAM...

- **Shot 70 percent for a Half:** 74.1% (20-27), North Carolina (2/16/19)
- **Shot 60 percent in a Game:** 62.3% (38-61), North Carolina (2/16/19)
- **Shot less than 30 percent in a Game:** 26.4 (14-53), Delaware State (11/15/20)
- **Shot 90 percent from the free throw line:** 91.2% (31-34), Duke (2/25/20)
- **Shot 50 percent from 3-point line:** 54.2% (13-24), at Virginia Tech (2/27/21)
- **Shot less than 30 percent in a half:** 25.0% (8-32), at Boston College (2/10/21), 1st half
- **Shot less than 20 percent in a half:** 16.7% (4-24), Pitt (2/22/17), 2nd half
- **Shot 55 percent or better and lost:** 60.0% (24-40), Richmond (12/22/06)
- **Attempted 50 FTs:** 50, Boston College (2/8/06)
- **Made 30 FTs:** 31 (of 34), Duke (2/25/20)
- **Made 10 3-pt FGs:** 13, at Virginia Tech (2/27/21)
- **Failed to make a 3-pt FG:** Virginia (1/31/04)
- **Had 50 rebounds:** 52, at Penn State (12/4/19)
- **Had 25 assists:** 27, at Maryland (2/5/11)
- **Had 15 steals:** 15, Syracuse (3/2/19)
- **Had 10 blocks:** 10, at Virginia Tech (2/27/21)
- **Scored 50 pts in a half:** 51, NC State (2/20/21), 1st half
- **Scored 60 pts in a half:** 62, Virginia Tech (3/8/17), 2nd half ACCT
- **Scored 70 pts in a half:** 74, at NC State (3/5/83), 2nd half
- **Scored 100 pts (ACC):** 101, Duke (2/25/20)
- **Scored 100 pts (non-conf):** 111, West Virginia (3/19/05) NCAAT
- **Scored under 20 pts in 1st half:** 19, Clemson (2/1/20)
- **Scored under 20 pts in 2nd half:** 17, at East Carolina (12/22/08)
- **Scored under 50 pts in a game:** 44, Clemson (2/1/20)

FORBES FILE



- Wake Forest Director of Athletics John Currie named Steve Forbes the 23rd head coach of Wake Forest basketball on April 30, 2020.
- Coach Forbes is a proven winner and builder of championship cultures with a 260-77 (.722) overall record in his five years as the head coach at East Tennessee State and at three previous community college head coaching stints.
- ETSU won 130 games and two SoCon championships during his tenure, while all 22 of his seniors earned their ETSU degrees.
- Forbes joined elite company in 2018-19, becoming one of just 10 active Division I head coaches who have reached the 100-win mark in their first four seasons.
- Forbes won at least 24 games in each of his five seasons as the head coach for the Buccaneers while finishing third or better in the SoCon every year.
- During the 2019-20 season, ETSU was having its best season in program history before the cancellation of the NCAA Tournament. The Bucs finished with a 30-4 record and SoCon regular season and tournament titles.
- Forbes earned conference coach of the year along with the Hugh Durham Award, given to the most outstanding mid-major coach in the country.
- During his time as an assistant, the Vols ascended to their first No. 1 overall ranking in program history in 2008 while winning a program record 31 games. In 2015, Wichita State won a NCAA record 35-straight games to start the season, earning the first No. 1 seed in program history.
- Forbes also spent two record-breaking seasons in College Station, Texas (2004-06) when Texas A&M set a program record for Big 12 Conference wins. Picked to finish last in the Big 12 prior to the 2004-05 season, the Aggies won their first 11 games and went on to a 21-10 record and an appearance in the National Invitation Tournament. In 2005-06, Texas A&M advanced to the NCAA Tournament for the first time since 1987 while recording a 22-9 record, the third-most wins in school history.
- A native of Lone Tree, Iowa, Forbes graduated from Southern Arkansas University with a degree in secondary education in 1988.

PERSONAL INFORMATION

Born: March 22, 1965
Hometown: Lone Tree, Iowa
Education: Southern Arkansas, '88 (B.S., Secondary Education)
Wife: Johnetta
Children: Elizabeth, Christopher, Johnathon

COACHING CAREER

2020-Pres.	Wake Forest	Head Coach
2015-20	ETSU	Head Coach
2013-15	Wichita State	Assistant Coach
2011-13	NW Florida State	Head Coach
2006-11	Tennessee	Assistant Coach
2004-06	Texas A&M	Assistant Coach
2003-04	Illinois State	Assistant Coach
2000-03	La. Tech	Assistant Coach
1998-99	Idaho	Assistant Coach
1995-98	Barton County CC	Head Coach
1991-95	Southwestern CC	Head Coach

WHAT THEY'RE SAYING...

"He's one of my very closest friends. We go way, way back to when we were both just starting out. I think Wake has got themselves one of the best coaches in the country. The guy has worked his way up and been in a lot of different places and had a lot of success. I'm super excited for Coach Forbes and for Wake Forest as well. It's going to be a great hire for them." -Nick Nurse, Toronto Raptors head coach

"Steve Forbes is a terrific choice for Wake Forest. He is a fine teacher of the game and a proven winning coach. Coach Forbes built a sustained winner at East Tennessee State, and I have no doubt he'll do the same at Wake Forest." -Jay Bilas, ESPN

"Coach Forbes is one the best coaches I've played for and he's an even better person when you get to know him. I'm so happy that he's getting his shot. There's nobody who deserves it more than him." -Fred VanVleet, Toronto Raptors guard and former Wichita State player under Forbes

"Steve is certainly a tremendous basketball coach, but that tells only part of his story. He is also a great family man, a fabulous relationship builder and a very likeable person. Wake Forest will enjoy his teams for how hard they compete and will cherish his tenure leading their basketball program."- Gregg Marshall, Wichita State head men's basketball coach

Year	School	Record	Pct.	Conf.	Pct.	Postseason
2020-21	Wake Forest					
2019-20	ETSU	30-4	.882	16-20	.889	
2018-19	ETSU	24-10	.705	13-5	.722	CIT First Round
2017-18	ETSU	25-9	0.735	14-4	.778	
2016-17	ETSU	27-8	0.771	14-4	0.778	NCAA First Round
2015-16	ETSU	24-12	0.666	14-4	0.778	Vegas 16 Semifinals
2012-13	NW Florida State	30-4	0.882	11-1	0.916	NJCAA DI National Runner-Up
2011-12	NW Florida State	32-2	0.941	11-1	0.916	NJCAA DI National Runner-Up
1997-98	Barton County CC	29-4	0.878	14-2	0.875	
1996-97	Barton County CC	24-8	0.750	11-5	0.687	
1995-96	Barton County CC	15-16	0.937	5-7	0.416	
1991-95	Southwestern CC	36-29	0.805			

ASSISTANT COACHING STAFF



ASSISTANT COACH
BROOKS SAVAGE

Brooks Savage joined the Wake Forest basketball staff in May 2020 after a highly-successful five-year stint as an assistant coach at East Tennessee State University alongside head coach Steve Forbes.

During his five seasons in Johnson City, Savage helped the Buccaneers compile an overall record of 130-43 (.751) and a Southern Conference record of 71-19 (.789). The Bucs earned a pair of first place finishes in the Southern Conference and NCAA Tournament berths in 2017 & 2020. During his five seasons with the Bucs, ETSU reached the SoCon Tournament championship game four times.

Prior to ETSU, Savage coached at Chattanooga from 2013-2015. He helped the Mocs to a 40-25 record in his two seasons, finishing 2nd in the SoCon both seasons. During his seven years in the Southern Conference, his teams posted a 98-26 (79%) conference record finishing in the Top 3 each year.

Before UTC, Savage entered the D1 Assistant ranks in the Big South conference by helping lead Presbyterian College through the Division 1 transition during the 2012-13 season. This followed a championship year in 2011-12 as an Assistant at Northwest Florida State College where the Raiders 32 wins set a school record, won the Panhandle Conference title and finished as the National Runner-Up.

Over Savage's nine years as an assistant coach his teams have amassed a record of 210-92 overall while finishing first or second in conference play in seven of those nine seasons. He was also named one of "50 Impactful Mid-Major Assistants" by Silver Waves Media in 2020.

A 2008 graduate of Tennessee, Savage holds both bachelor's and master's degrees in sports management/business. As an undergrad, he worked as a student manager and graduate assistant from 2004-10 and was a part of five Volunteer NCAA Tournament teams in his six seasons. Savage and his wife Lauren are the parents of a daughter, Waverly.



ASSISTANT COACH
BJ MCKIE

BJ McKie, a former All-SEC player at South Carolina, joined the Wake Forest basketball staff in May 2020 after coaching alongside Steve Forbes for three seasons at East Tennessee State. McKie joined the ETSU staff prior to the 2017-18 season after a 15-year professional playing career.

McKie is the most decorated player in South Carolina basketball history. The SEC Freshman of the Year in 1996, he became just the 12th player in league history to be named first team All-SEC by the Associated Press in three seasons. The two-year captain played in 123 consecutive games at guard for the Gamecocks, scoring in double figures in 111 games and collecting 38 games with 20 or more points. McKie was third in the SEC in scoring as a senior in 1999 with a 17.3 average. He helped the Gamecocks to the NCAA Tournament in 1997 and 1998 and represented South Carolina as an SEC Legend in 2011. McKie is one of just five Gamecock players to have his jersey retired after having scored 2,119 points at USC, the most of any Gamecock in school history.

Following his playing career, the Norfolk, Va. native played professionally both in the U.S. and overseas. McKie was a 2001 CBA All-Star while playing with the Connecticut Pride and spent time playing in France, Cyprus, Italy, and Israel while being named a Player of the Year in Germany.

He started his coaching career at Charleston Southern in 2011 and spent six years alongside head coach Barclay Radebaugh. McKie was a part of two CSU Big South regular season championship teams and helped the Bucs to a pair of NIT berths. He helped guide CSU to its winningest season in school history in 2015 and was promoted to associate head coach following the season.

McKie and his wife, the former Brittany Brooks, have a son Justin who played basketball at South Carolina and was a member of USC's 2017 Final Four team. BJ and Brittany also welcomed their daughter, Brielle Tonya McKie, in August of 2020.



ASSISTANT COACH
RANDOLPH CHILDRESS

Former Demon Deacon All-American basketball player and ACC legend Randolph Childress will enter his 10th season with the Wake Forest athletic department and his ninth season as a member of the basketball staff in 2020-21. He is the lone holdover from the Deacs previous coaching staff.

Childress began his tenure on the Demon Deacon basketball staff in 2012-13 as the program's Director of Player Development. After that season, he has been a member of the Deacs coaching staff since.

One of the most iconic players in Demon Deacon history, Childress had a standout career at Wake Forest from 1990-95. He earned All-American honors as a junior in 1994 and again as a senior in 1995. In 1995, Childress was named ACC Tournament MVP after leading the Deacons to their first conference title in 33 years.


Childress is the school's all-time leader in 3-point field goals and ranks sixth in ACC history with 329 3-point field goals made. His 2,208 career points rank second in Wake Forest history and his No. 22 jersey hangs in the rafters of the LJV Coliseum as one of 11 numbers retired by the basketball program.

In 1995, he led the Deacons to their first ACC Tournament title since 1962, earning Tournament MVP honors after hitting the game-winning jumper against North Carolina with four seconds remaining in overtime. Childress ended the 1995 ACC Tournament with a combined 107 points scored, breaking the previous Tournament record which had stood for 38 seasons.

Childress was inducted into the Wake Forest Sports Hall of Fame in 2011 and was honored as an ACC Tournament Legend during the 2012 conference tournament in Atlanta.

The Washington, D.C. native played professionally for 16 seasons, including two seasons in the NBA with the Portland Trailblazers and the Detroit Pistons. He was selected in first round of the 1995 NBA Draft by Detroit with the 19th overall selection. Childress went overseas to continue his basketball career and played two seasons in Turkey and one in France before embarking on an extensive career in Italy that began in 2000. He played for various teams in the Italian league, concluding his career with San Severo in 2010-11.

Childress graduated from Wake Forest in 1995 with a degree in communication. He has two sons, Brandon and Deven, and a daughter, Kayla. Childress and his wife, Tabetha, were married in 2018. Brandon played for the Demon Deacons from 2017-20, scoring 1,415 career points, as Randolph and Brandon are the highest scoring father/son duo in ACC history with 3,623 combined points.



DIRECTOR OF OPERATIONS
FRANK DAVIS

Frank Davis joined the Wake Forest basketball staff in May 2020 as the Director of Basketball Operations. Davis spent the last three seasons as the director of operations on Steve Forbes' staff at East Tennessee State after having started his career as an assistant coach at Tennessee Tech.

Davis is Tennessee Tech's all-time three-point shooting leader with 251 triples during his playing career from 2006-10. He finished his career by appearing in 125 games, the second-most in school history, and scoring 1,118 career points. Davis excelled in the classroom as well, being named to the Ohio Valley Conference Commissioner's Honor Roll four times.

As a coach, Davis was instrumental in Tennessee Tech's 2015-16 season in which the Golden Eagles went 19-12 and returned to the postseason for the first time in four seasons. Following that season, Davis was named one of 30 assistant coaches to be recognized by the National Association of Basketball Coaches (NABC) on its 30-Under-30 team.

Davis is a native of Gainesville, Ga. and a 2010 graduate of Tennessee Tech with a bachelor's degree in exercise science and physical wellness and a Master of Arts in elementary and secondary physical education in 2013.

He is married to the former Allison Price who was a three-year starter at guard for the Tennessee Tech women's basketball team, and they are the proud parents of their son Cameron.

BOX SCORES



GAME 1 DELAWARE STATE WAKE FOREST

51
111

NOV. 25 - LJVM - ACCNX

Delaware State	Min	FG	FT	R	A	TP
1 D'Marco Baucum*	26:14	1-2	1-2	2	3	3
15 Ameer Bennett*	27:03	2-4	0-2	5	3	5
24 Zach Kent*	23:53	3-9	2-3	0	1	9
4 Pinky Wiley*	33:25	2-12	5-6	4	1	11
12 Dominik Fragala*	30-48	2-12	2-3	2	3	8
3 Martaz Robinson	29:33	2-6	5-6	5	3	10
10 Ronald Lucas	14:24	0-1	0-0	2	0	0
50 Christopher Smith	14:40	2-7	1-2	2	0	5

Wake Forest	Min	FG	FT	R	A	TP
1 Isaiah Mucius*	15:18	2-4	5-6	5	0	9
25 Ismael Massoud*	12:53	3-8	0-0	1	1	9
2 Jalen Johnson*	22:24	5-8	2-2	7	2	16
4 Daivien Williamson*	21:18	3-6	1-3	3	2	7
11 Ian DuBose*	22:57	3-7	0-0	5	4	8
0 Jahcobi Neath	20:59	1-6	4-4	6	6	6
23 Isaiah Wilkins	21:51	3-4	3-4	4	3	10
20 Jonah Antonio	14:24	4-8	0-0	1	0	12
10 Tariq Ingraham	17:03	7-7	5-5	5	1	19
30 Emmanuel Okpomo	7:35	0-0	2-2	2	0	2
13 Quadry Adams	11:03	4-5	3-6	2	1	11
31 Blake Buchanan	4:05	0-1	0-0	2	0	0
52 Grant van Beveren	4:05	1-1	0-0	2	0	2
55 Miles Lester	4:05	0-1	0-0	0	1	0

Points from	DSU	WFU
Turnovers	15	34
Paint	10	38
Second Chance	15	17
Fast Breaks	13	17
Bench	15	62

Period by Period Scoring	First	Second	Total
DSU	30	21	51
WFU	59	52	111



GAME 3 CATAWBA WAKE FOREST

60
72

DEC. 31 - LJVM - ACCN

Catawba	Min	FG	FT	R	A	TP
30 Ben Bowen*	34:44	5-6	0-0	9	0	12
3 Larry McLeod*	36:02	6-12	2-2	4	0	14
12 Terrance Whitfield*	32:47	5-15	4-7	6	1	16
14 Taquwain Drummond*	34:27	3-12	4-6	8	2	10
23 Caleb Robinson*	9:29	0-2	0-2	1	0	0
13 Carter Phillips	29:59	1-5	5-6	3	4	8
20 Anthony Peacock	06:16	0-2	0-0	2	2	0
2 Todd Burton	09:59	0-2	0-0	1	1	0
15 Bernard Pelote	06:17	0-0	2-2	1	0	2

Wake Forest	Min	FG	FT	R	A	TP
1 Isaiah Mucius*	23:43	3-8	5-7	7	0	11
25 Ismael Massoud*	16:52	2-5	0-0	3	0	5
0 Jahcobi Neath*	20:04	3-7	4-4	4	2	10
2 Jalen Johnson*	29:11	3-6	0-0	2	2	8
4 Daivien Williamson*	37:15	4-9	5-7	7	4	15
23 Isaiah Wilkins	26:08	1-3	1-1	5	0	3
33 Ody Oguama	19:04	2-5	3-4	5	1	7
35 Carter Whitt	25:08	4-8	2-2	1	4	11
31 Blake Buchanan	02:35	0-0	0-0	0	1	0

Points from	CC	WFU
Turnovers	18	13
Paint	26	32
Second Chance	11	7
Fast Breaks	6	10
Bench	10	21

Period by Period Scoring	First	Second	Total
CC	30	32	60
WFU	32	38	72



GAME 2 LONGWOOD WAKE FOREST

60
71

NOV. 27 - LJVM - ACCN

Longwood	Min	FG	FT	R	A	TP
00 Leslie Nkereuwem*	25:00	4-6	0-0	4	1	8
1 Christian Wilson*	25:17	3-5	2-3	5	1	9
35 Jesper Granlund*	32:15	2-5	0-0	1	0	4
11 Justin Hill*	29:47	5-8	1-2	2	4	11
55 Juan Munoz*	33:54	4-11	3-4	7	1	13
4 Zac Watson	11:20	2-3	0-0	4	0	4
23 Jermaine Drewey	18:15	0-0	3-4	2	1	3
50 Nate Literas	12:18	0-3	0-0	3	0	0
5 Bennett Mohn	8:14	2-2	0-0	1	0	6
10 Ilija Stefanovic	3:40	0-0	2-2	0	0	2

Wake Forest	Min	FG	FT	R	A	TP
1 Isaiah Mucius*	23:42	2-7	0-1	2	0	4
25 Ismael Massoud*	16:54	2-6	5-5	3	0	10
2 Jalen Johnson*	20:16	1-4	2-4	3	1	4
4 Daivien Williamson*	33:04	3-6	2-3	3	1	8
11 Ian DuBose*	31:58	4-7	5-6	4	5	14
0 Jahcobi Neath	22:58	5-7	2-2	1	0	12
23 Isaiah Wilkins	20:49	1-3	0-0	1	1	2
10 Tariq Ingraham	7:18	1-2	1-1	0	0	3
20 Jonah Antonio	22:17	5-7	0-0	2	1	14
13 Quadry Adams	00:53	0-0	0-0	0	0	0

Points from	Longwood	WFU
Turnovers	15	25
Paint	32	32
Second Chance	4	1
Fast Breaks	6	11
Bench	15	31

Period by Period Scoring	First	Second	Total
Longwood	34	26	60
WFU	34	37	71



GAME 4 WAKE FOREST GEORGIA TECH

54
70

JAN. 3 - MCCAMISH PAV. - ACCN

Wake Forest	Min	FG	FT	R	A	TP
1 Isaiah Mucius*	28:31	9-16	2-4	5	0	21
33 Ody Oguama*	28:46	6-8	2-3	5	1	14
0 Jahcobi Neath*	25:58	2-5	2-2	2	2	7
2 Jalen Johnson*	12:10	0-1	0-0	3	0	0
4 Daivien Williamson*	29:36	2-7	1-2	2	4	6
25 Ismael Massoud	18:04	1-3	0-0	3	0	2
35 Carter Whitt	23:25	2-8	0-0	5	2	4
23 Isaiah Wilkins	09:54	0-0	0-0	0	0	0
20 Jonah Antonio	23:36	0-5	0-0	3	1	0

Georgia Tech	Min	FG	FT	R	A	TP
10 Jose Alvarado*	35:49	9-14	5-5	4	2	25
3 Bubba Parham*	30:28	3-6	0-0	3	3	8
0 Michael Devoe*	32:46	6-14	1-2	6	1	17
5 Moses Wright*	32:00	4-7	0-1	6	5	8
4 Jordan Usher*	30:38	0-3	1-2	8	0	1
12 Khalid Moore	19:09	1-2	2-4	3	1	4
1 Kyle Sturdivant	11:29	3-5	0-0	1	0	7
2 Saba Gigiberia	02:55	0-0	0-0	1	0	0
24 Rodney Howard	03:39	0-1	0-0	1	0	0
14 David Didenko	01:07	0-0	0-0	0	0	0

Points from	WFU	GT
Turnovers	10	26
Paint	30	30
Second Chance	6	2
Fast Breaks	6	25
Bench	6	11

Period by Period Scoring	First	Second	Total
WFU	21	33	54
GT	35	35	70

WAKE FOREST MEN'S BASKETBALL



**GAME 5
WAKE FOREST
VIRGINIA**

**61
70**

JAN. 6 - PJJ ARENA - ACCNX

Wake Forest	Min	FG	FT	R	A	TP
1 Isaiah Mucius*	35:19	5-12	3-3	7	0	14
33 Ody Oguama*	23:51	4-7	0-2	4	1	8
20 Jonah Antonio*	30:17	5-8	0-0	4	0	14
23 Isaiah Wilkins*	14:46	1-1	0-0	3	3	3
35 Carter Whitt*	09:29	0-2	1-2	2	2	1
4 Davien Williamson	32:16	4-8	0-0	1	4	8
25 Ismael Massoud	19:15	4-7	1-4	3	1	13
0 Jahcobi Neath	13:20	0-0	0-0	0	1	0
2 Jalen Johnson	09:43	0-0	0-0	0	0	0

Virginia	Min	FG	FT	R	A	TP
10 Sam Hauser*	35:37	7-13	1-2	11	3	16
30 Jay Huff*	24:21	4-7	2-2	3	0	11
0 Kihei Clark*	40:00	5-8	0-0	1	3	10
2 Reece Beekman*	36:42	4-8	3-4	1	3	12
25 Trey Murphy III*	38:00	4-8	2-2	1	2	13
4 Justin McKoy	13:52	3-4	0-0	5	0	6
21 Kadin Shedrick	03:18	1-2	0-0	0	2	2
53 Tomas Woldetensae	08:10	0-2	0-0	2	0	0

Points from	WFU	UVA
Turnovers	11	15
Paint	20	38
Second Chance	6	4
Fast Breaks	5	5
Bench	21	8

Period by Period Scoring	First	Second	Total
WFU	39	22	61
UVA	34	36	70



**GAME 7
LOUISVILLE
WAKE FOREST**

**77
65**

JAN. 13 - LJVM - ACCN

Louisville	Min	FG	FT	R	A	TP
10 Samuel Williamson*	33:59	5-7	2-4	11	1	15
14 Dre Davis*	29:26	6-9	3-5	2	1	15
24 Jae'Lyn Withers*	08:58	2-2	0-0	1	0	4
1 Carl'ik Jones*	36:16	9-20	4-4	10	3	23
13 David Johnson*	25:48	2-8	0-0	2	9	5
12 JJ Taylor	21:23	3-5	1-2	2	0	7
11 Quinn Slazinski	20:33	1-1	2-2	5	1	5
20 Josh Nickelberry	18:18	1-5	0-0	1	0	3
23 Gabe Wiznitzer	04:20	0-0	0-0	0	0	0
21 Charles Minlend	00:59	0-0	0-0	0	0	0

Wake Forest	Min	FG	FT	R	A	TP
1 Isaiah Mucius*	26:00	2-9	0-0	8	0	4
33 Ody Oguama*	30:46	4-9	3-4	6	0	11
0 Jahcobi Neath*	18:38	1-2	0-0	2	3	2
4 Davien Williamson*	37:37	6-13	6-6	1	4	19
20 Jonah Antonio*	34:21	2-7	5-5	4	3	11
2 Jalen Johnson	27:16	4-11	0-1	2	0	11
25 Ismael Massoud	13:25	2-6	2-2	2	0	7
23 Isaiah Wilkins	05:41	0-0	0-0	0	0	0
13 Quadry Adams	03:10	0-0	0-0	0	2	0
30 Emmanuel Okpomo	03:06	0-0	0-0	1	0	0

Points from	UofL	WFU
Turnovers	14	20
Paint	44	28
Second Chance	6	6
Fast Breaks	21	8
Bench	15	18

Period by Period Scoring	First	Second	Total
UofL	46	31	77
WFU	34	31	65



**GAME 6
WAKE FOREST
DUKE**

**68
79**

JAN. 9 - CAMERON INDOOR - ACCN

Wake Forest	Min	FG	FT	R	A	TP
1 Isaiah Mucius*	35:00	3-5	2-2	3	0	9
33 Ody Oguama*	14:00	3-5	3-4	1	1	9
4 Davien Williamson*	39:00	6-9	4-4	2	2	17
20 Jonah Antonio*	19:00	1-3	0-0	0	0	3
35 Carter Whitt*	29:00	3-7	2-2	2	3	8
0 Jahcobi Neath	06:00	0-2	0-0	2	0	0
2 Jalen Johnson	17:00	1-3	2-2	3	1	5
13 Quadry Adams	04:00	0-1	0-0	1	0	0
23 Isaiah Wilkins	11:00	0-3	0-0	1	1	0
25 Ismael Massoud	26:00	5-10	5-7	8	0	17

Duke	Min	FG	FT	R	A	TP
21 Matthew Hurt*	31:00	10-15	2-2	6	2	26
15 Mark Williams*	04:00	0-0	0-0	2	0	0
2 DJ Steward*	39:00	8-15	4-6	6	2	21
3 Jeremy Roach*	36:00	5-11	0-0	2	4	12
14 Jordan Goldwire*	38:00	6-10	0-0	5	5	14
0 Wendell Moore Jr.	28:00	1-7	2-2	8	2	4
5 Jaemyn Brakefield	17:00	0-2	0-0	3	2	0
13 Joey Baker	07:00	1-1	0-0	1	0	2

Points from	WFU	Duke
Turnovers	19	15
Paint	24	34
Second Chance	11	15
Fast Breaks	5	12
Bench	22	6

Period by Period Scoring	First	Second	Total
WFU	33	35	68
Duke	37	42	79



**GAME 8
VIRGINIA TECH
WAKE FOREST**

**64
60**

JAN. 17 - LJVM - ACCN

Virginia Tech	Min	FG	FT	R	A	TP
22 Keve Aluma*	31:07	1-6	3-4	11	2	5
25 Justyn Mutts*	28:31	1-4	0-3	3	1	2
3 Wabissa Bede*	20:31	2-4	0-0	5	2	4
4 Nahiem Alleyne*	26:32	1-7	2-4	2	1	5
23 Tyrece Radford*	31:43	6-7	8-9	4	2	20
13 Darius Maddox	02:07	0-1	0-0	0	0	0
0 Hunter Cattoor	26:09	5-7	0-0	0	1	13
15 Jalen Cone	17:36	0-4	0-0	0	1	0
21 John Ojiako	01:46	1-1	0-0	0	0	2
5 David N'Guessan	13:58	5-5	3-3	1	0	13

Wake Forest	Min	FG	FT	R	A	TP
1 Isaiah Mucius*	28:07	4-9	1-2	6	0	10
33 Ody Oguama*	20:21	4-6	1-2	2	0	9
0 Jahcobi Neath*	26:27	2-7	0-0	4	3	5
4 Davien Williamson*	39:11	3-11	4-6	2	4	11
20 Jonah Antonio*	12:22	0-4	0-0	2	3	0
30 Emmanuel Okpomo	09:04	1-1	0-0	1	0	2
2 Jalen Johnson	10:12	1-3	1-2	2	0	3
35 Carter Whitt	14:22	1-5	0-0	0	0	2
25 Ismael Massoud	22:10	4-9	1-1	4	2	12
23 Isaiah Wilkins	17:44	2-5	1-2	5	0	6

Points from	VT	WFU
Turnovers	12	17
Paint	26	30
Second Chance	7	16
Fast Breaks	9	5
Bench	28	25

Period by Period Scoring	First	Second	Total
VT	29	35	64
WFU	23	37	60

WAKE FOREST MEN'S BASKETBALL



GAME 9 WAKE FOREST NORTH CAROLINA

80 **73**

JAN. 20 - DEAN SMITH CENTER - ACCN

Wake Forest	Min	FG	FT	R	A	TP
1 Isaiah Mucius*	30:07	9-16	2-3	7	1	27
25 Ismael Massoud*	25:17	0-4	0-0	5	0	0
33 Ody Oguama*	20:17	2-6	4-4	7	2	8
4 Daivien Williamson*	37:55	8-15	8-10	3	5	27
20 Jonah Antonio*	24:39	1-5	0-0	2	2	3
30 Emmanuel Okpomo	15:24	1-2	0-0	4	0	2
0 Jahcobi Neath	11:23	0-2	0-0	0	2	0
23 Isaiah Wilkins	06:35	0-1	0-0	1	1	0
35 Carter Whitt	06:03	0-2	0-0	1	0	0
2 Jalen Johnson	22:20	2-6	0-0	3	1	6

North Carolina	Min	FG	FT	R	A	TP
5 Armando Bacot*	22:16	8-10	2-4	6	3	18
15 Garrison Brooks*	32:56	3-11	4-6	7	1	10
1 Leaky Black*	29:43	3-5	2-2	6	8	8
2 Caleb Love*	32:24	7-12	4-7	4	3	20
24 Kerwin Walton*	25:06	3-8	0-0	4	2	7
3 Andrew Platek	08:05	0-1	0-0	0	0	0
11 Day/Ron Sharpe	22:06	1-6	2-2	6	0	4
4 RJ Davis	17:03	4-7	5-6	2	0	13
13 Walker Kessler	03:00	0-1	0-0	0	0	0
0 Anthony Harris	06:06	0-1	0-0	0	1	0
14 Puff Johnson	01:15	0-0	0-0	0	0	0

Points from	WFU	UNC
Turnovers	15	24
Paint	20	36
Second Chance	18	9
Fast Breaks	7	17
Bench	8	17

Period by Period Scoring	First	Second	Total
WFU	33	40	73
Duke	31	49	80



GAME 11 WAKE FOREST NC STATE

67 **72**

JAN. 27 - PNC ARENA - ACCN

Wake Forest	Min	FG	FT	R	A	TP
1 Isaiah Mucius*	24:30	1-6	2-2	4	1	4
25 Ismael Massoud*	34:15	4-12	3-4	7	0	13
33 Ody Oguama*	24:33	3-7	5-7	4	0	11
4 Daivien Williamson*	31:18	9-14	0-0	2	1	22
20 Jonah Antonio*	12:03	1-2	0-0	1	2	2
0 Jahcobi Neath	23:53	3-5	0-0	0	3	8
35 Carter Whitt	13:33	0-2	0-0	2	0	0
23 Isaiah Wilkins	06:53	0-4	0-0	0	1	0
30 Emmanuel Okpomo	11:33	2-3	1-2	3	0	5
2 Jalen Johnson	17:29	1-3	0-0	6	0	2

NC State	Min	FG	FT	R	A	TP
4 Jericole Hellems*	35:34	0-3	6-7	4	0	17
15 Manny Bates*	18:52	10-14	2-2	3	1	4
5 Thomas Allen*	25:03	2-4	0-0	0	2	4
10 Braxton Beverly*	19:29	4-10	0-0	0	1	3
24 Devon Daniels*	29:09	5-8	3-4	9	2	20
0 DJ Funderburk	25:34	0-0	2-2	6	0	8
3 Cam Hayes	20:31	4-9	5-8	2	4	5
2 Shakeel Moore	18:27	0-1	1-2	3	2	9
1 Dereon Seabron	02:08	0-1	0-2	1	0	2

Points from	WFU	NCST
Turnovers	17	24
Paint	26	28
Second Chance	11	4
Fast Breaks	9	9
Bench	15	24

Period by Period Scoring	First	Second	Total
WFU	21	46	67
NCST	32	40	72



GAME 10 PITT WAKE FOREST

75 **76**

JAN. 23 - LJVM - ACCN

Pittsburgh	Min	FG	FT	R	A	TP
11 Justin Champagnie*	37:56	7-12	1-3	8	3	17
12 Abdoul Karim Coulibaly*	24:54	4-6	6-7	4	0	15
0 Ithiel Horton*	17:49	1-5	0-0	2	2	2
1 Xavier Johnson*	32:54	6-15	2-3	3	8	14
5 Au'Diese Toney*	36:33	5-11	0-0	7	3	11
22 Nike Sibande	15:09	1-2	0-0	2	0	3
2 Femi Odukale	19:45	2-5	5-8	1	1	9
21 Terrell Brown	15:00	1-3	2-2	2	0	4

Wake Forest	Min	FG	FT	R	A	TP
1 Isaiah Mucius*	17:09	0-3	0-0	2	1	0
25 Ismael Massoud*	33:50	10-14	3-4	4	0	31
33 Ody Oguama*	19:29	2-4	3-4	10	2	7
4 Daivien Williamson*	34:46	4-10	0-0	2	8	9
20 Jonah Antonio*	21:57	5-8	1-2	1	1	15
30 Emmanuel Okpomo	13:33	0-0	0-0	2	0	0
2 Jalen Johnson	27:23	4-9	0-0	3	1	10
0 Jahcobi Neath	09:11	0-1	2-2	1	1	2
23 Isaiah Wilkins	02:08	0-1	0-0	0	0	0
35 Carter Whitt	20:34	1-6	0-0	2	4	2

Points from	PITT	WFU
Turnovers	14	19
Paint	34	16
Second Chance	8	5
Fast Breaks	24	13
Bench	16	14

Period by Period Scoring	First	Second	Total
PITT	45	30	75
WFU	38	38	76



GAME 12 MIAMI WAKE FOREST

54 **66**

JAN. 30 - LJVM - ACCN

Miami	Min	FG	FT	R	A	TP
1 Anthony Walker*	30:56	5-10	1-2	7	1	12
22 Deng Gak *	29:10	3-4	0-0	3	0	7
2 Isaiah Wong*	37:43	5-15	0-0	7	1	14
5 Harlon Beverly*	34:58	2-6	0-2	3	9	4
23 Kameron McGusty*	36:01	7-12	0-0	5	2	17
3 Nysier Brooks	19:54	0-2	0-4	3	0	0
15 Willie Herenton	11:18	0-2	0-0	1	0	0

Wake Forest	Min	FG	FT	R	A	TP
1 Isaiah Mucius*	27:47	4-10	3-4	9	2	13
25 Ismael Massoud*	12:12	0-8	0-0	1	0	0
33 Ody Oguama*	27:14	2-6	1-3	12	0	5
4 Daivien Williamson*	34:40	6-10	1-2	2	1	16
20 Jonah Antonio*	11:57	0-1	0-0	1	0	0
Jalen Johnson	23:10	5-10	2-2	1	1	15
30 Emmanuel Okpomo	12:46	0-2	0-0	2	1	0
0 Jahcobi Neath	11:49	0-1	0-0	2	3	0
23 Isaiah Wilkins	16:43	2-4	0-0	5	2	6
35 Carter Whitt	21:32	4-4	0-0	2	1	11

Points from	Miami	WFU
Turnovers	11	10
Paint	22	16
Second Chance	0	8
Fast Breaks	11	2
Bench	0	32

Period by Period Scoring	First	Second	Total
Miami	24	30	54
WFU	34	32	66



**GAME 13
WAKE FOREST
NOTRE DAME**

**58
79**

FEB. 2 - PURCELL PAVILION - ACCN

Wake Forest	Min	FG	FT	R	A	TP
1 Isaiah Mucius*	25:10	5-11	2-3	5	0	14
25 Ismael Massoud*	23:27	2-11	2-3	3	1	8
33 Ody Oguama*	20:00	6-12	1-2	6	0	13
4 Daivien Williamson*	37:33	3-11	0-0	3	4	8
20 Jonah Antonio*	16:13	0-5	0-0	3	2	0
0 Jahcobi Neath	15:49	1-3	0-0	1	1	3
2 Jalen Johnson	11:31	1-3	0-0	2	1	2
23 Isaiah Wilkins	10:01	1-1	0-0	2	0	2
30 Emmanuel Okpomo	15:04	1-1	0-0	0	0	2
35 Carter Whitt	23:45	2-6	0-0	4	3	6
13 Quadry Adams	01:27	0-0	0-0	1	0	0

Notre Dame	Min	FG	FT	R	A	TP
11 Juwan Durham*	23:51	7-9	4-5	9	9	18
14 Nate Laszewski*	29:43	2-6	2-2	10	10	6
2 Trey Wertz*	27:38	3-7	0-0	1	1	9
3 Prentiss Hubb*	32:19	4-11	0-0	5	5	10
23 Dane Goodwin*	27:37	4-11	1-1	4	4	10
5 Cormac Ryan	25:50	5-9	0-0	3	3	13
13 Nikola Djogo	23:08	4-5	0-0	8	8	9
12 Tony Sanders Jr.	03:18	0-0	0-0	1	1	0
25 Matt Zona	03:18	1-2	0-0	0	0	2
31 Elijah Morgan	03:18	1-1	0-0	1	1	2

Points from	WFU	ND
Turnovers	15	6
Paint	24	38
Second Chance	12	12
Fast Breaks	2	4
Bench	15	26

Period by Period Scoring	First	Second	Total
WFU	32	26	58
ND	35	44	79



**GAME 15
WAKE FOREST
FLORIDA STATE**

**85
92**

FEB. 13 - TUCKER CENTER - RSN

Wake Forest	Min	FG	FT	R	A	TP
1 Isaiah Mucius*	18:12	1-5	1-2	1	0	4
33 Ody Oguama*	29:30	2-6	2-3	7	0	6
4 Daivien Williamson*	38:56	5-13	1-2	1	0	13
11 Ian Dubose*	31:37	6-9	5-8	4	5	18
35 Carter Whitt*	29:46	2-5	1-2	1	9	6
30 Emmanuel Okpomo	07:52	0-0	2-2	1	0	2
20 Jonah Antonio	25:03	7-10	2-2	8	0	23
0 Jahcobi Neath	09:43	1-2	0-0	1	2	2
25 Ismael Massoud	09:14	1-4	0-0	2	0	2
2 Jalen Johnson	25:07	2-6	1-3	4	1	9

Florida State	Min	FG	FT	R	A	TP
1 RaiQuan Gray*	37:25	7-10	10-10	12	4	24
10 Malik Osbourne*	25:08	3-7	3-4	8	1	12
31 Wyatt Wilkes*	19:42	3-3	0-0	0	1	9
0 RayQuan Evans*	16:42	0-1	0-0	0	0	0
23 MJ Walker*	36:34	5-14	1-4	2	5	14
34 Tanor Ngom	06:20	1-1	2-2	2	0	4
2 Anthony Polite	20:03	4-8	1-2	5	2	12
4 Scottie Barnes	32:58	4-12	5-8	4	4	13
24 Sardaar Calhoun	09:48	0-3	0-0	0	0	0
15 Quincy Ballard	07:21	0-0	2-2	1	0	2
11 Nathanael Jack	02:59	0-0	2-3	2	0	2

Points from	WFU	FSU
Turnovers	16	16
Paint	24	26
Second Chance	15	12
Fast Breaks	14	12
Bench	38	33

Period by Period Scoring	First	Second	OT	Total
WFU	31	49	5	85
FSU	41	39	12	92



**GAME 14
WAKE FOREST
BOSTON COLLEGE**

**69
65**

FEB. 10 - CONTE FORUM - ACCN

Wake Forest	Min	FG	FT	R	A	TP
1 Isaiah Mucius*	22:53	4-4	0-0	8	1	10
30 Emmanuel Okpomo*	08:01	0-0	0-0	4	0	0
2 Jalen Johnson*	07:53	0-3	0-0	1	1	0
4 Daivien Williamson*	29:21	0-4	4-6	3	0	4
35 Carter Whitt*	22:46	3-3	0-0	5	2	6
11 Ian Dubose	28:03	6-15	3-6	5	3	17
33 Ody Oguama	25:09	4-6	5-6	10	0	13
20 Jonah Antonio	19:57	4-10	0-1	4	1	8
0 Jahcobi Neath	17:05	3-5	0-0	2	1	9
25 Ismael Massoud	18:52	1-8	0-1	5	1	2

Boston College	Min	FG	FT	R	A	TP
1 CJ Felder*	38:01	5-11	5-5	14	1	17
14 Kamari Williams*	25:17	2-6	0-0	1	0	5
41 Steffon Mitchell*	38:28	2-11	3-4	5	3	8
5 Jay Heath*	35:22	8-22	1-1	5	1	20
22 Rich Kelly*	30:07	4-12	4-4	3	4	13
4 Makai Ashton-Langford	27:11	1-5	0-2	3	1	2
23 Andrew Kenny	05:34	0-0	0-0	2	0	0

Points from	WFU	BC
Turnovers	1	16
Paint	32	28
Second Chance	11	7
Fast Breaks	10	15
Bench	49	2

Period by Period Scoring	First	Second	Total
WFU	30	39	69
BC	22	43	65



**GAME 16
DUKE
WAKE FOREST**

**84
60**

FEB. 17 - LJVM - ACCN

Duke	Min	FG	FT	R	A	TP
0 Wendell Moore Jr.*	23:41	5-9	0-0	4	2	11
21 Matthew Hurt*	30:45	8-9	3-6	4	2	22
15 Mark Williams*	19:24	3-5	3-4	7	1	9
2 DJ Steward*	30:21	7-12	1-1	7	3	16
3 Jeremy Roach*	27:43	1-6	0-0	4	1	2
5 Jaemyn Brakefield	16:30	3-5	0-1	5	4	7
14 Jordan Goldwire	27:12	2-6	0-0	3	4	5
13 Joey Baker	16:19	4-7	0-0	0	0	12
34 Henry Coleman III	06:16	0-2	0-0	1	0	0
12 Patrick Tape	01:49	0-0	0-1	0	0	0

Wake Forest	Min	FG	FT	R	A	TP
1 Isaiah Mucius*	26:01	3-6	1-2	6	1	8
33 Ody Oguama*	17:22	5-7	4-4	3	0	14
4 Daivien Williamson*	33:18	5-10	0-0	1	1	12
11 Ian Dubose*	24:43	3-9	3-6	8	1	10
35 Carter Whitt*	28:05	1-6	0-0	1	2	3
20 Jonah Antonio	14:53	1-3	2-2	3	0	5
25 Ismael Massoud	15:52	2-5	0-0	2	1	5
30 Emmanuel Okpomo	10:59	0-0	1-2	1	0	1
0 Jahcobi Neath	19:01	0-2	2-2	2	2	2
2 Jalen Johnson	09:46	0-3	0-0	0	0	0

Points from	DUKE	WFU
Turnovers	13	2
Paint	34	26
Second Chance	13	7
Fast Breaks	5	7
Bench	24	13

Period by Period Scoring	First	Second	Total
DUKE	45	39	84
WFU	26	34	60

WAKE FOREST MEN'S BASKETBALL



GAME 17
NC STATE
WAKE FOREST

80
62

FEB. 20 - LJVM - RSN

NC State	Min	FG	FT	R	A	TP
0 DJ Funderbunk*	31:24	4-11	3-4	7	0	11
4 Jericole Hellems*	34:08	5-11	2-3	2	0	14
15 Manny Bates*	18:09	3-5	3-4	3	0	9
1 Dereon Seabron*	33:55	5-10	4-4	9	3	14
3 Cam Hayes*	30:21	4-8	0-0	4	5	11
2 Shakeel Moore	16:21	4-5	0-0	2	0	8
10 Braxton Beverly	20:27	3-6	2-2	1	3	10
11 Jaylon Gibson	04:50	0-0	0-0	0	0	0
22 Max Farthing	03:01	0-0	0-0	0	0	0
12 Chase Graham	03:06	1-2	0-0	0	0	3
21 Ebenezer Dowouna	02:09	0-0	0-0	0	0	0
30 Nick Farza	02:09	0-0	0-2	0	0	0

Wake Forest	Min	FG	FT	R	A	TP
1 Isaiah Mucius*	15:02	5-7	0-0	3	0	11
33 Ody Oguama*	13:15	1-3	0-0	3	0	2
4 Daivien Williamson*	36:51	4-9	2-2	3	2	11
11 Ian Dubose*	21:39	5-9	2-3	3	0	14
35 Carter Whitt*	24:27	0-4	0-0	2	0	0
30 Emmanuel Okpomo	07:05	0-0	0-0	0	0	0
20 Jonah Antonio	21:25	2-6	0-0	4	2	5
25 Ismael Massoud	22:13	1-7	4-4	5	2	6
0 Jahcobi Neath	15:38	1-1	3-4	1	1	5
2 Jalen Johnson	16:52	3-7	0-0	1	1	8
23 Isaiah Wilkins	05:33	0-1	0-0	2	0	0

Points from	NCST	WFU
Turnovers	28	5
Paint	34	22
Second Chance	10	9
Fast Breaks	19	1
Bench	21	24

Period by Period Scoring	First	Second	Total
NCST	51	29	80
WFU	35	27	62



GAME 19
WAKE FOREST
VIRGINIA TECH

46
84

FEB. 27 - CASSELL - ACCN

Wake Forest	Min	FG	FT	R	A	TP
1 Isaiah Mucius*	30:39	2-7	0-2	5	1	6
33 Ody Oguama*	19:15	0-4	1-2	7	0	1
4 Daivien Williamson*	26:19	1-7	0-0	2	4	2
11 Ian Dubose*	15:40	2-5	2-4	4	0	6
20 Jonah Antonio*	29:06	4-9	0-0	3	1	12
0 Jahcobi Neath	13:10	1-5	0-0	0	0	3
30 Emmanuel Okpomo	03:58	0-0	0-0	2	0	0
25 Ismael Massoud	21:43	2-6	2-3	2	0	8
35 Carter Whitt	18:24	2-7	0-0	2	2	5
2 Jalen Johnson	06:28	0-1	0-0	3	0	0
23 Isaiah Wilkins	01:01	0-0	0-0	0	0	0
13 Quadry Adams	14:17	1-4	1-2	0	1	3

Virginia Tech	Min	FG	FT	R	A	TP
22 Keve Aluma*	20:14	9-11	0-0	8	1	23
25 Justyn Mutts*	24:08	3-7	2-2	5	2	9
3 Wabissa Bede*	23:05	2-4	0-0	1	5	5
4 Nahiem Alleyne*	27:15	4-8	2-2	5	5	13
23 Tyrece Radford*	28:14	5-7	3-5	6	2	15
35 Cordell Pems	08:38	2-2	0-0	1	1	4
0 Hunter Cattoor	25:54	0-5	0-0	2	2	0
5 David N'Guessan	19:09	3-5	2-5	5	0	8
1 Joe Bamisile	15:32	3-7	0-0	2	1	7
21 John Ojiako	07:51	0-2	0-2	1	0	0

Points from	WFU	VT
Turnovers	3	26
Paint	8	34
Second Chance	3	7
Fast Breaks	3	8
Bench	19	19

Period by Period Scoring	First	Second	Total
WFU	22	24	46
VT	49	35	84



GAME 18
CLEMSON
WAKE FOREST

39
60

FEB. 24 - LJVM - ACCN

Clemson	Min	FG	FT	R	A	TP
5 Hunter Tyson*	22:04	3-7	3-5	10	1	9
25 Aamir Simms*	34:01	6-9	0-0	10	2	13
0 Clyde Trapp*	32:04	1-8	2-2	4	2	4
3 Chase Hunter*	09:42	0-3	0-0	2	1	0
4 Nick Honor*	29:39	4-8	2-2	3	6	11
12 Alex Hemenway	24:23	6-7	0-0	0	0	17
15 John Newman III	07:56	0-1	0-0	0	0	0
22 Lynn Kidd	04:00	0-0	0-0	2	0	0
2 Al-Amir Dawes	16:16	0-2	0-0	4	1	0
1 Jonathan Baehre	14:29	0-1	4-4	1	0	4
10 Olivier-Maxence Prosper	05:26	0-0	2-2	2	0	2

Wake Forest	Min	FG	FT	R	A	TP
1 Isaiah Mucius*	24:09	5-12	1-1	3	0	13
33 Ody Oguama*	24:58	1-3	1-1	2	0	3
4 Daivien Williamson*	33:22	3-9	8-8	2	1	16
11 Ian Dubose*	21:11	1-7	0-0	4	1	2
35 Carter Whitt*	27:19	0-4	0-0	4	2	0
20 Jonah Antonio	18:41	0-3	0-0	1	1	0
30 Emmanuel Okpomo	07:53	0-0	0-0	1	0	0
25 Ismael Massoud	23:54	2-6	0-0	1	0	5
0 Jahcobi Neath	08:41	0-1	0-0	2	1	0
23 Isaiah Wilkins	03:19	0-0	0-0	0	0	0
2 Jalen Johnson	06:33	0-2	0-0	2	0	0

Points from	Clem	WFU
Turnovers	12	6
Paint	24	12
Second Chance	14	2
Fast Breaks	2	2
Bench	23	5

Period by Period Scoring	First	Second	Total
Clem	29	31	60
WFU	15	24	39

2020-21 SEASON STATS

Game Records

Record	Overall	Home	Away	Neutral
ALL GAMES	6-13	5-5	1-8	0-0
CONFERENCE	3-13	2-5	1-8	0-0
NON-CONFERENCE	3-0	3-0	0-0	0-0

Score by Periods

Team	1st	2nd	OT	TOT
Wake Forest	592	664	5	1261
Opponents	679	667	12	1358

Team Box Score

No.	Player				Total		3-Point		F-Throw		Rebounds											
		GP-GS	MIN	AVG	FG-FGA	FG%	3FG-FGA	3FG%	FT-FTA	FT%	OFF	DEF	TOT	AVG	PF	DQ	A	TO	BLK	STL	PTS	AVG
4	WILLIAMSON, Daivien	19-18	643:09	33.9	79-181	.436	26-77	.338	47-61	.770	0	45	45	2.4	24	0	50	40	1	26	231	12.2
11	DUBOSE, Ian	8-7	197:48	24.7	30-68	.441	9-27	.333	20-33	.606	4	33	37	4.6	20	1	19	10	1	10	89	11.1
10	INGRAHAM, Tariq	2-0	24:21	12.2	8-9	.889	0-0	.000	6-6	1.000	5	0	5	2.5	6	0	1	2	0	1	22	11.0
1	MUCIUS, Isaiah	19-19	477:20	25.1	69-157	.439	24-67	.358	30-44	.682	32	64	96	5.1	38	1	9	33	8	7	192	10.1
33	OGUAMA, Ody	17-15	378:31	22.3	50-103	.485	0-0	.000	39-55	.709	42	52	94	5.5	48	2	8	20	5	8	139	8.2
25	MASSOUD, Ismael	19-8	386:01	20.3	48-139	.345	31-90	.344	28-38	.737	15	49	64	3.4	35	0	7	27	1	8	155	8.2
20	ANTONIO, Jonah	18-10	369:16	20.5	41-99	.414	36-90	.400	10-11	.909	3	42	45	2.5	25	0	18	17	3	14	128	7.1
2	JOHNSON, Jalen	19-5	323:05	17.0	33-89	.371	20-61	.328	13-17	.765	13	35	48	2.5	24	1	13	12	11	8	99	5.2
35	WHITT, Carter	16-7	349:06	21.8	26-80	.325	9-29	.310	6-8	.750	2	34	36	2.3	24	0	38	48	0	9	67	4.2
0	NEATH, Jahcobi	19-4	312:19	16.4	25-69	.362	6-26	.231	19-21	.905	4	31	35	1.8	28	2	32	35	2	9	75	3.9
13	ADAMS, Quadry	6-0	34:57	5.8	5-10	.500	0-0	.000	4-8	.500	3	1	4	0.7	6	0	4	2	0	2	14	2.3
52	VAN BEVEREN, Grant	1-0	04:05	4.1	1-1	1.000	0-0	.000	0-0	.000	0	2	2	2.0	0	0	0	0	0	0	2	2.0
23	WILKINS, Isaiah	16-1	180:14	11.3	11-31	.355	5-17	.294	5-7	.714	4	25	29	1.8	16	0	13	7	1	12	32	2.0
30	OKPOMO, Emmanuel	14-1	133:53	9.6	5-9	.556	0-0	.000	6-8	.750	8	16	24	1.7	24	1	1	9	11	4	16	1.1
55	LESTER, Miles	2-0	04:14	2.1	0-1	.000	0-1	.000	0-0	.000	0	0	0	0.0	1	0	1	0	0	0	0	0.0
31	BUCHANAN, Blake	2-0	06:40	3.3	0-1	.000	0-1	.000	0-0	.000	0	2	2	1.0	1	0	1	0	0	0	0	0.0
Team											35	27	62				6					
Total		19	3825		431-1047	.412	166-486	.342	233-317	.735	170	458	628	33.1	320	8	215	268	44	118	1261	66.4
Opponents		19	3825		486-1051	.462	145-388	.374	241-345	.699	160	487	647	34.1	290	2	263	236	88	150	1358	71.5

Team Statistics

	WAKE	OPP
Scoring	1261	1358
Points per game	66.4	71.5
Scoring margin	-5.1	-
Field goals-att	431-1047	486-1051
Field goal pct	.412	.462
3 point fg-att	166-486	145-388
3-point FG pct	.342	.374
3-pt FG made per game	8.7	7.6
Free throws-att	233-317	241-345
Free throw pct	.735	.699
F-Throws made per game	12.3	12.7
Rebounds	628	647
Rebounds per game	33.1	34.1
Rebounding margin	-1.0	-
Assists	215	263
Assists per game	11.3	13.8
Turnovers	268	236
Turnovers per game	14.1	12.4
Turnover margin	-1.7	-
Assist/turnover ratio	0.8	1.1
Steals	118	150
Steals per game	6.2	7.9
Blocks	44	88
Blocks per game	2.3	4.6
Winning streak	0	-
Home win streak	0	-
Attendance	686	4798
Home games-Avg/Game	10-69	9-533
Neutral site-Avg/Game	-	0-0

Team Results

Date	Opponent		Score	Att.
11/25/2020	Delaware St.	W	111-51	0
11/27/2020	Longwood	W	71-60	0
12/31/2020	Catawba	W	70-62	77
01/03/2021	at Georgia Tech	L	54-70	1200
01/06/2021	at Virginia	L	61-70	250
01/09/2021	at Duke	L	68-79	0
01/13/2021	Louisville	L	65-77	71
01/17/2021	Virginia Tech	L	60-64	89
01/20/2021	at North Carolina	L	73-80	0
01/23/2021	Pittsburgh	W	76-75	79
01/27/2021	at NC State	L	67-72	25
01/30/2021	Miami (FL)	W	66-54	82
02/02/2021	at Notre Dame	L	58-79	123
02/10/2021	at Boston College	W	69-65	0
02/13/2021	at Florida St.	Lot	85-92	2950
02/17/2021	Duke	L	60-84	102
02/20/2021	NC State	L	62-80	116
02/24/2021	Clemson	L	39-60	70
02/27/2021	at Virginia Tech	L	46-84	250

2020-21 CONFERENCE STATS

Game Records

Record	Overall	Home	Away	Neutral
ALL GAMES	3-13	2-5	1-8	0-0
CONFERENCE	3-13	2-5	1-8	0-0
NON-CONFERENCE	0-0	0-0	0-0	0-0

Score by Periods

Team	1st	2nd	OT	TOT
Wake Forest	467	537	5	1009
Opponents	585	588	12	1185

Team Box Score

No.	Player				Total		3-Point		F-Throw		Rebounds											
		GP-GS	MIN	AVG	FG-FGA	FG%	3FG-FGA	3FG%	FT-FTA	FT%	OFF	DEF	TOT	AVG	PF	DQ	A	TO	BLK	STL	PTS	AVG
4	WILLIAMSON, Daivien	16-15	551:32	34.5	69-160	.431	24-69	.348	39-48	.813	0	32	32	2.0	18	0	43	34	1	21	201	12.6
11	DUBOSE, Ian	6-5	142:53	23.8	23-54	.426	6-22	.273	15-27	.556	3	25	28	4.7	18	1	10	9	1	5	67	11.2
1	MUCIUS, Isaiah	16-16	414:37	25.9	62-138	.449	24-58	.414	20-30	.667	29	53	82	5.1	30	1	9	23	8	2	168	10.5
33	OGUAMA, Ody	16-15	359:27	22.5	48-98	.490	0-0	.000	36-51	.706	39	50	89	5.6	46	2	7	17	5	7	132	8.3
25	MASSOUD, Ismael	16-5	339:31	21.2	41-120	.342	26-76	.342	23-33	.697	14	43	57	3.6	30	0	6	24	1	6	131	8.2
20	ANTONIO, Jonah	16-10	332:35	20.8	32-84	.381	28-76	.368	10-11	.909	2	40	42	2.6	25	0	17	15	2	11	102	6.4
2	JOHNSON, Jalen	16-2	251:13	15.7	24-71	.338	14-48	.292	9-11	.818	11	25	36	2.3	19	1	8	10	8	7	71	4.4
35	WHITT, Carter	15-7	323:58	21.6	22-72	.306	8-27	.296	4-6	.667	2	33	35	2.3	21	0	34	46	0	9	56	3.7
0	NEATH, Jahcobi	16-3	248:18	15.5	16-49	.327	6-25	.240	9-11	.818	3	21	24	1.5	20	1	24	30	2	4	47	2.9
23	WILKINS, Isaiah	13-1	111:27	8.6	6-21	.286	4-11	.364	1-2	.500	3	16	19	1.5	7	0	9	4	0	7	17	1.3
30	OKPOMO, Emmanuel	13-1	126:18	9.7	5-9	.556	0-0	.000	4-6	.667	6	16	22	1.7	22	1	1	6	10	2	14	1.1
13	ADAMS, Quadry	4-0	23:01	5.8	1-5	.200	0-0	.000	1-2	.500	2	0	2	0.5	4	0	3	1	0	0	3	0.8
55	LESTER, Miles	1-0	00:09	0.2	0-0	.000	0-0	.000	0-0	.000	0	0	0	0.0	0	0	0	0	0	0	0	0.0
Team											31	22	53				6					
Total		16	3225		349-881	.396	140-412	.340	171-238	.718	145	376	521	32.6	260	7	171	225	38	81	1009	63.1
Opponents		16	3225		430-899	.478	128-330	.388	197-281	.701	135	420	555	34.7	227	1	234	172	81	131	1185	74.1

Team Statistics

	WAKE	OPP
Scoring	1009	1185
Points per game	63.1	74.1
Scoring margin	-11.0	-
Field goals-att	349-881	430-899
Field goal pct	.396	.478
3 point fg-att	140-412	128-330
3-point FG pct	.340	.388
3-pt FG made per game	8.8	8.0
Free throws-att	171-238	197-281
Free throw pct	.718	.701
F-Throws made per game	10.7	12.3
Rebounds	521	555
Rebounds per game	32.6	34.7
Rebounding margin	-2.1	-
Assists	171	234
Assists per game	10.7	14.6
Turnovers	225	172
Turnovers per game	14.1	10.8
Turnover margin	-3.3	-
Assist/turnover ratio	0.8	1.4
Steals	81	131
Steals per game	5.1	8.2
Blocks	38	81
Blocks per game	2.4	5.1
Winning streak	0	-
Home win streak	0	-
Attendance	609	4798
Home games-Avg/Game	7-87	9-533
Neutral site-Avg/Game	-	0-0

Team Results

Date	Opponent		Score	Att.
01/03/2021	at Georgia Tech	L	54-70	1200
01/06/2021	at Virginia	L	61-70	250
01/09/2021	at Duke	L	68-79	0
01/13/2021	Louisville	L	65-77	71
01/17/2021	Virginia Tech	L	60-64	89
01/20/2021	at North Carolina	L	73-80	0
01/23/2021	Pittsburgh	W	76-75	79
01/27/2021	at NC State	L	67-72	25
01/30/2021	Miami (FL)	W	66-54	82
02/02/2021	at Notre Dame	L	58-79	123
02/10/2021	at Boston College	W	69-65	0
02/13/2021	at Florida St.	Lot	85-92	2950
02/17/2021	Duke	L	60-84	102
02/20/2021	NC State	L	62-80	116
02/24/2021	Clemson	L	39-60	70
02/27/2021	at Virginia Tech	L	46-84	250