



WAKE FOREST 2020-21 MEN'S BASKETBALL



GAME 10

WAKE FOREST DEMON DEACONS

3-6 | 0-6 ACC

Head Coach: Steve Forbes
Record at Wake Forest: 3-6; First Season
Career Record: 299-112
Last Game: L, 80-73 at North Carolina Jan. 20

VS

PITTSBURGH PANTHERS

8-2 | 4-1 ACC

Head Coach: Jeff Capel
Record at Pitt: 30-36, Third Season
Career Record: 192-146
Last Game: W, 79-73 vs Duke Jan. 19

JANUARY 23, 2021 - 6:00 P.M. - ACC NETWORK - LJVW

TV - ACC NETWORK - MIKE MONACO AND DAN BONNER

RADIO - WAKE FOREST LEARFIELD IMG SPORTS NETWORK - STAN COTTEN AND MARK 'DINGER' FREIDINGER



Quick Comparison

70.3	PPG	74.2
.441	FG%	.433
.329	3FG%	.312
32.6	RPG	43.1



KEY STORYLINES

LOOKING AT 300

- The Deacs' win over Catawba was career win No. 299 for head coach Steve Forbes. He will have a chance to get his 300th career win and first ACC conference win at home against Pitt on Saturday
 - The last time the Deacs beat the Panthers at home was Feb. 5, 2019, 78-76 in OT.

ACROSS THE ACC

- The Deacs came into Wednesday's game 32nd in the nation and third in the ACC (behind Clemson and NC State) in turnover percentage, forcing their opponents to 15.4 a game.
 - They forced 12 Carolina turnovers on Wednesday.
- Wake Forest held the third-best 3-point FG percentage defense in the league coming into Wednesday's game, holding teams to .315 percent from behind the arc. That mark is behind only Pitt (.261) and Syracuse (.287).
 - The Deacs held the Tar Heels to just three 3-pointers for the game, and all came in the first half.
- Wake Forest holds the fourth spot in the league for free throw percentage at .755 and went 14-for-17 from the line Wednesday.
 - Virginia - .802
 - Notre Dame - .791
 - Syracuse - .786
 - Wake Forest - .755
 - Florida State - .744

RECRUIT OFFENSE, COACH DEFENSE

- The Deacs ranked sixth in the nation in defensive steal percentage entering Wednesday (8.88 per game):
 - vs. Delaware State (20)
 - vs. Longwood (10)
 - vs. Catawba (7)
 - at Georgia Tech (9)
 - at Virginia (4)
 - at Duke (7)
 - vs. Louisville (4)
 - vs. Virginia Tech (10)
 - vs. North Carolina (5)
- The Deacs came into Wednesday's game 32nd in the nation in turnover percentage, forcing their opponents to 15.4 a game.
 - They forced 12 Carolina turnovers on Wednesday.
- North Carolina came into the game ranked 3rd in the nation in rebounding, averaging 43.9 a game, Wake held them to their third-lowest total of the season at 38.
 - Wake recorded their third-best of the season 36 rebounds.
- The Deacs' 26 defensive rebounds were the most since recorded 32 in the win against Duke on Feb. 25, 2020
- Wake Forest's 13 made 3-pointers against North Carolina are the most against an ACC opponent since Jan. 13, 2016 when the team hit 13 at Virginia Tech.

NOVEMBER

- 25 Delaware State ACCNX W, 111-51
- 27 Longwood ACCN W, 71-60

DECEMBER

- 2 Troy Postponed
- 13 Presbyterian Cancelled
- 16 Virginia Postponed
- 21 VMI Cancelled
- 30 Syracuse Postponed
- 31 Catawba ACCN W, 70-62

JANUARY

- 3 at Georgia Tech ACCN L, 70-54
- 6 at Virginia ACCNX L, 70-61
- 9 at Duke ACCN L, 79-68
- 13 Louisville ACCN L, 77-65
- 17 Virginia Tech ACCN L, 64-60
- 20 at UNC ACCN L, 80-73
- 23 Pitt ACCN 6 P.M.
- 27 at NC State
- 30 Miami

FEBRUARY

- 2 at Notre Dame
- 10 at Boston Coll.
- 13 at Florida State
- 17 Duke
- 20 NC State
- 24 Clemson
- 27 at Virginia Tech

MARCH

- 2 at Pitt
- 5 Georgia Tech

WAKE FOREST TOP PERFORMERS

#	Name	Pos.	Ht.	Wt.	Cl.	Min./G	Pts./G	Notes
1	Isaiah Mucius	F	6-8	195	Jr.	27.3	12.1	Leads team in rebounding, scored a career-high 27 pts at UNC
4	Daivien Williamson	G	6-2	170	Jr.	34.1	13.1	Leads team in scoring, recorded career-high 27 pts at UNC
25	Ismael Massoud	F	6-8	220	So.	18.9	8.3	Second on the team from beyond the arc, shooting 36.6% from 3
33	Ody Oguama	F	6-9	205	So.	22.9	9.3	*Leads the team in FG%, shooting 53.3% on the season *min 12 attempts

QUICK FACTS

UNIVERSITY QUICK FACTS

Location Winston-Salem, NC 27109
 Founded 1834 in Wake Forest, NC
 Enrollment 5,033 undergraduate
 Affiliation NCAA Division I
 Conference Atlantic Coast
 Colors Old Gold & Black
 President Dr. Nathan O. Hatch
 Faculty Athletic Rep. Dr. Peter Brubaker
 Athletic Director John Currie
 Athletic Department Phone (336) 758-4620
 Ticket Office Phone (888) 758-DEAC

ARENA INFORMATION

Arena Lawrence Joel Veterans Memorial Coliseum
 Capacity 14,665
 Opened 1989-90
 Record in Facility 360-127

PROGRAM HISTORY

Years of Basketball 114th
 First Season of Basketball 1906
 All-Time Head Coaches 23
 All-Time Record 1,553-1,258
 Winning Seasons 66
 20+ Win Seasons 21
 All-Time ACC Record 444-552
 ACC Championships 4(1961, 1962, 1995, 1996)
 Winning ACC Seasons 24
 NCAA Tournament Appearances (Last) 23 (2017)
 NCAA Tournament Record 28-23
 NCAA Sweet 16's 10
 NCAA Elite Eight 7
 NCAA Final Four 1 (1962)
 NIT Appearances (Last) 6 (2006)
 NIT Record 10-5
 NIT Championships 1 (2000)

COACHING STAFF

Head Coach Steve Forbes
 Alma Mater, Year Southern Arkansas '88
 Record at Wake Forest 2-0
 Record Overall 298-106
 Assistant Coach Randolph Childress
 Years at WFU/Alma Mater 9th / WFU '95
 Assistant Coach B.J. McKie
 Years at WFU/Alma Mater 1st/South Carolina '99
 Assistant Coach Brooks Savage
 Years at WFU/Alma Mater 1st/Tennessee '08
 Dir. of Basketball Operations Frank Davis
 Years at WFU/Alma Mater 1st/Tennessee Tech '10
 Director of Athletic Performance Mike Starke
 Director of Player Development Antanas Kavaliauskas
 Director of Player Relations Joe Hugley
 Video Coordinator Chris Forbes
 Special Assistant Matt Woodely
 Sports Medicine Greg Collins
 Equipment Manager Roxann Moody
 Basketball Office Phone (336) 758-5622

TEAM INFORMATION

2019-20 Overall Record 13-18
 Home / Away / Neutral 9-5/2-11/2-2
 2019-20 ACC Record / Finish 6-14/13th
 Overall Letterwinners Returning/Lost 4/6
 Starters Returning/Lost 2/5
 Newcomers 8

RETURNERS ON THE RISE

- Sophomore forward Isaiah Mucius leads the team in rebounding this season, averaging 5.6 a game and recorded a career-high eight against Louisville.
 - Has recorded five or more rebounds in six of eight games this season.
 - Second on the team in scoring, averaging 12.1 points a game.
 - Scored a career-high 27 points and seven 3-pointers at UNC.
 - Mucius' seven three's are the most 3-pointers recorded by a Demon Deacon in a single game since Brandon Childress matched that tally against Georgia Tech on Jan. 5, 2019.
 - He is now one of ten players in program history to connect on seven threes in a game.
- Sophomore Ody Oguama has secured himself as the big man in the middle for the Deacs this season.
 - Posted his third double-digit scoring game of his collegiate career against Georgia Tech.
 - His 12 points against the Yellow Jackets are the second most in his career, four shy of his career-high 16 against Boston College (Jan. 19, 2020).
 - Recorded 11 points and a career-high six rebounds at home against Louisville.
 - Recorded nine points and went 4-for-6 from the field against Virginia Tech.
 - Recorded a season-high seven rebounds at North Carolina.
 - Averaging 9.3 points and 4.3 rebounds in 22.9 minutes per game.

HOMETOWN HERO

- Junior guard Davien Williamson currently leads the Deacs in minutes per game, points per game, assists per game, and total assists. He is the only Demon Deacon averaging 32+ minutes a game 13+ points per game.
 - Recorded a career-high 27 points at North Carolina.
 - He has 28 assists through nine games (3.1/game) and recorded a season-high five assists at North Carolina.
- The combined 54 points from Mucius and Williamson is the highest total by two Demon Deacons since John Collins (29) and Bryant Crawford (25) at Clemson on Feb. 14, 2017.

DEACS IN THE NBA

2020-21 SEASON

Chris Paul | Suns | Year 16

-Averaging 13.5 points and 8.2 assists in 30.5 minutes a game, shooting 97.3 from the FT line.
 -Became the 60th player in NBA history to record 19,000 career points.
 -One of only three NBA players in history to have 19K career points and 9,700 career assists

Ish Smith | Wizards | Year 11

Averaging 5.9 points and 3.8 assists in 19.2 minutes a game

John Collins | Hawks | Year 4

-Averaging 16.7 points and 7.5 rebounds in 29.8 minutes a game
 -Recorded a season-high 31 points Jan. 20

James Johnson | Mavs | Year 12

-Averaging 6.9 points and 3.4 rebounds in 19.6 minutes a game
 -Scored 15 points Jan. 18 for the first time since March 2020

Jeff Teague | Celtics | Year 12

-Averaging 7.1 points, 2.5 rebounds, and 2.5 assists in 19.3 minutes a game
 -Shooting 47.4 from 3-pt range and 86.4 from the FT line

Al-Farouq Aminu | Magic | Year 11

Knee surgery Dec. 2020 - out indefinitely

SERIES HISTORY

SERIES RECORD

- Wake Forest narrowly leads the series 5-4 since Pitt joined the ACC in 2011. The Deacs are 3-0 at LJVM. The last time the Deacs beat the Panthers at home was Feb. 5, 2019, 78-76 in OT.

LAST MEETING

- L, 72-81 at the ACC Tournament March 10, 2020. The Deacs beat the Panthers earlier in the 2019-20 season, 69-65 Jan. 4, 2020 in Pittsburgh.

SCOUT REPORT

- The Panthers are led by early favorite for ACC Player of the Year Justin Champagnie. The sophomore forward is averaging 20.3 points and 13.0 rebounds in 33.1 minutes a game.

MEDIA INFORMATION

CREDENTIALS AND PARKING

Credentials pickup / Media entrance will be at the West Lobby. Credentials allow access only to assigned media seating -- or specific sections designated for photographers and videographers – and do not provide access to the floor, suites or other areas.

Throughout the season, media interested in covering the Demon Deacons at LJVM Coliseum and on the road will need to make a credential request through Wake Forest, not through the opposing ACC school staff.

Will Pantages (pantagw@wfu.edu) and Lucy Berres (berresl@wfu.edu) will accept all credential requests and will work to determine availability for a specific site as space will be very limited.

Due to Wake Forest not allowing fans inside LJVM Coliseum at this time, Athletics will not credentials scouts. Media will be parking in the Pepsi Lot. If passes are required, those will be shared digitally prior to the game.

COVID-19 REGULATIONS

Each credentialed media member will be asked a series of questions and will undergo a temperature check when they arrive at LJVM Coliseum. After a successful temperature check, media members will receive a wristband to verify their health. Metal detection and bag check will take place upon entry into the concourse.

Once in the arena, members of the media will need to remain in Section 113 seating or their assigned shooting location for the safety of others. A mask must be worn at all times in Joel Coliseum.

POSTGAME INTERVIEWS

All postgame interviews will be conducted online through Zoom.

Coach Steve Forbes and select Demon Deacon student-athletes will be available as soon as possible following games for both home and away events. Links for the video conference, or phone numbers to dial into the conference, will be provided to the media prior to tipoff.

Wake Forest Athletics staff will have the Zoom press conference streamed live on YouTube and student-athletes and Steve Forbes will call-in the Wake Forest Sports Properties radio broadcast postgame show.

Opposing team's head coach and select student-athletes will be made available via Zoom. Please contact a member of their communications staff for additional information.

For individual interview requests throughout the season, please contact Will Pantages (Pantagw@wfu.edu) or Lucy Berres (berresl@wfu.edu)

RECORD WHEN...

Home.....	3-2
Road	0-4
Neutral.....	0-0
Ranked Opponent (either AP or Coaches).....	0-4
Unranked Opponent	3-2
Leads at halftime.....	2-2
Trails at halftime.....	0-4
Tied at halftime	1-0
Goes into overtime.....	0-0
Leads by 10 or more points.....	3-1
Trails by 10 or more points.....	0-6
Shoots 50% or better	1-1
Shoots less than 50%	1-1
Shoots less than 45%	1-1
Shoots less than 40%	0-3
Opponent shoots 50% or better	1-4
Opponent shoots less than 50%	0-2
Opponent shoots less than 45%	0-0
Opponent shoots less than 40%	2-0
Has higher FG% than opponent	2-0
Has lower FG% than opponent	1-6
Has same FG% as opponent	0-0
Outrebounds its opponent.....	2-1
Outrebounded by opponent.....	1-3
Has same rebounds as opponent.....	0-2
Has more off rebounds than opponent ...	1-3
Has fewer off rebounds than opponent....	2-1
Has same off rebounds as opponent	0-2
Has fewer turnovers than opponent.....	2-1
Has more turnovers than opponent.....	1-5
Has same turnovers as opponent	0-0
Has fewer than 10 turnovers.....	0-0
Opponent has fewer than 10 turnovers.....	0-1
Shoots more FTs than opponent.....	2-3
Shoots fewer FTs than opponent.....	0-3
Shoots the same FTs as opponent	1-0
Game decided by 10 points or less or OT.....	1-2
Game decided by 5 points or less or OT.....	0-1
Scores <60 points.....	0-1
Scores 60-69 points.....	0-4
Scores 70-79 points.....	2-1
Scores 80-89 points.....	0-0
Scores 90+ points.....	1-0
Allows <60 points.....	1-0
Allows 60-69 points.....	2-1
Allows 70-79 points.....	0-4
Allows 80-89 points.....	0-1
Allows 90+ points.....	0-0
Wins the tip	0-1
Loses the tip.....	3-5
White uniforms	3-1
Black uniforms	0-4
Grey uniforms.....	0-1

2020-21 ROSTER & BREAKDOWN

ROSTER BREAKDOWN

BY CLASS

Seniors (5)
Jonah Antonio (Graduate)
Ian Dubose (Graduate)
Jalen Johnson (Graduate)
Anthony Mathis, Jr.
Sunday Okeke

Juniors (5)
Blake Buchanan
Miles Lester
Isaiah Mucius
Isaiah Wilkins
Daivien Williamson

Sophomores (5)
Tariq Ingraham
Ismael Massoud
Jahcobi Neath
Ody Oguama
Grant van Beveren

Freshmen (3)
Quadry Adams
Emmanuel Okpomo
Carter Whitt

BY STATE/COUNTRY

North Carolina (7)
Blake Buchanan
Ian Dubose
Jalen Johnson
Ody Oguama
Isaiah Wilkins
Daivien Williamson
Carter Whitt

New York (2)
Ismael Massoud
Isaiah Mucius

Georgia (1)
Grant van Beveren

Kansas (1)
Miles Lester

Kentucky (1)
Anthony Mathis, Jr.

Mississippi (1)
Emmanuel Okpomo

New Jersey (1)
Quadry Adams

Pennsylvania (1)
Tariq Ingraham

Canada (1)
Jahcobi Neath

Australia (1)
Jonah Antonio

Nigeria (1)
Sunday Okeke

NUMERICAL ROSTER

No.	Name	Pos.	Ht.	Wt.	Yr.	Hometown	High School [Previous College]
0	Jahcobi Neath	G	6'3"	200	SO	Toronto, Ont.	Crestwood Prep
1	Isaiah Mucius	F	6'8"	195	JR	East Patchogue, N.Y.	Brewster Academy
2	Jalen Johnson	G	6'6"	196	GR	Durham, N.C.	Tennessee
4	Daivien Williamson	G	6'2"	165	JR	Winston-Salem, N.C.	East Tennessee State (ETSU)
10	Tariq Ingraham	F	6'9"	250	SO	Philadelphia, Penn.	Bonner-Prendergast
11	Ian Dubose	G	6'4"	210	GR	Durham, N.C.	Houston Baptist
13	Quadry Adams	G	6'4"	170	FR	Piscataway, N.J.	St. Thomas Aquinas
20	Jonah Antonio	G	6'5"	180	GR	Perth, Australia	Univ. Nevada Las Vegas (UNLV)
23	Isaiah Wilkins	G	6'4"	225	JR	Winston-Salem, N.C.	Virginia Tech
25	Ismael Massoud	F	6'8"	200	SO	East Harlem, N.Y.	Macduffie School
30	Emmanuel Okpomo	C	6'10"	220	FR	Jackson, Miss.	Oak Hill Academy
31	Blake Buchanan	F	6'5"	205	JR	Durham, N.C.	Voyager Academy
33	Ody Oguama	F	6'9"	205	SO	Raleigh, N.C.	Woodstock Academy
34	Sunday Okeke	F	6'8"	250	SR	Lagos, Nigeria	Greens Farms Academy
35	Carter Whitt	G	6'4"	180	FR	Raleigh, N.C.	Leesville Road
45	Anthony Mathis, Jr.	G	6'1"	185	SR	Louisville, Ky.	Kentucky Country Day
52	Grant van Beveren	F	6'6"	215	SO	Alpharetta, Ga.	Chattahoochee
55	Miles Lester	G	6'0"	180	R-JR	Wichita, Kan.	Wilbraham & Mason Academy

ALPHABETICAL ROSTER

No.	Name	Pos.	Ht.	Wt.	Yr.	Hometown	Previous School/High School
13	Quadry Adams	G	6'4"	170	FR	Piscataway, N.J.	St. Thomas Aquinas
20	Jonah Antonio	G	6'5"	180	GR	Perth, Australia	Univ. Nevada Las Vegas (UNLV)
31	Blake Buchanan	F	6'5"	205	JR	Durham, N.C.	Voyager Academy
11	Ian Dubose	G	6'4"	210	GR	Durham, N.C.	Houston Baptist
10	Tariq Ingraham	F	6'9"	250	SO	Philadelphia, Penn.	Bonner-Prendergast
2	Jalen Johnson	G	6'6"	196	GR	Durham, N.C.	Tennessee
55	Miles Lester	G	6'0"	180	R-JR	Wichita, Kan.	Wilbraham & Mason Academy
25	Ismael Massoud	F	6'8"	200	SO	East Harlem, N.Y.	Macduffie School
45	Anthony Mathis, Jr.	G	6'1"	185	SR	Louisville, Ky.	Kentucky Country Day
1	Isaiah Mucius	F	6'8"	195	JR	East Patchogue, N.Y.	Brewster Academy
0	Jahcobi Neath	G	6'3"	200	SO	Toronto, Ont.	Crestwood Prep
33	Ody Oguama	F	6'9"	205	SO	Raleigh, N.C.	Woodstock Academy
34	Sunday Okeke	F	6'8"	250	SR	Lagos, Nigeria	Greens Farms Academy
30	Emmanuel Okpomo	C	6'10"	220	FR	Jackson, Miss.	Oak Hill Academy
52	Grant van Beveren	F	6'6"	215	SO	Alpharetta, Ga.	Chattahoochee
35	Carter Whitt	G	6'4"	180	FR	Raleigh, N.C.	Leesville Road
23	Isaiah Wilkins	G	6'4"	225	JR	Winston-Salem, N.C.	Virginia Tech
4	Daivien Williamson	G	6'2"	165	JR	Winston-Salem, N.C.	East Tennessee State (ETSU)

COACHING & SUPPORT STAFF

Head Coach	Steve Forbes	1st Season/Southern Arkansas '88
Assistant Coach	Randolph Childress	9th Season/ Wake Forest '95
Assistant Coach	B.J. McKie	1st Season/South Carolina '99
Assistant Coach	Brooks Savage	1st Season/Tennessee '08
Director of Basketball Operations	Frank Davis	1st Season/Tennessee Tech '10
Director of Sports Performance	Mike Starke	1st Season/Concordia College '13
Director of Player Development	Antanas Kavaliauskas	1st Season/Texas A&M '07
Director of Player Relations	Joe Hugley	1st Season/Central Connecticut St. '19
Video Coordinator	Chris Forbes	1st Season/East Tennessee St. '18
Student Athlete Services	Jane Caldwell	22st Season/UNC Greensboro
Sports Medicine	Greg Collins	25th Season/Kansas State '89

PRONUNCIATION GUIDE

- 1. Isaiah MuciusMEW-cee-iss
- 4. Jahcobi Neath....."jacoby"
- 10.Tariq Ingraham..... ta-REEK "ingram"
- 25. Ismael Massoud..... ish-MAY-el mah-SUED
- 30. Emmanuel Okpomo.....Oak-POE-moe
- 33. Ody Oguamaoh-DEE oh-GUAM-ah
- 34. Sunday Okeke.....oh-KAY-kay

2020-21 PHOTO ROSTER



JAHCOBI NEATH
So. / 6-3 / 200 / G **0**
Toronto, Ontario
Crestwood Prep




ISAIAH MUCIUS
Jr. / 6-8 / 195 / F **1**
East Patchogue, N.Y.
Brewster Academy



JALEN JOHNSON
Grad. / 6-6 / 196 / G **2**
Durham, N.C.
Wesleyan Christian
(Tennessee)



DAVIEN WILLIAMSON
Jr. / 6-2 / 165 / G **4**
Winston-Salem, N.C.
Winston-Salem Prep
(East Tennessee St.)




TARIQ INGRAHAM
R-Fr. / 6-9 / 250 / F **10**
Philadelphia, Pa.
Bonner-Prendergast



IAN DUBOSE
Grad. / 6-4 / 210 / G **11**
Durham, N.C.
Ravenscroft School
(Houston Baptist)




QUADRY ADAMS
Fr. / 6-4 / 170 / G **13**
Piscataway N.J.
St. Thomas Aquinas




JONAH ANTONIO
Grad. / 6-5 / 180 / G **20**
Perth, Australia
Sunrise Christian
Academy




ISAIAH WILKINS
Jr. / 6-4 / 225 / G **23**
Winston-Salem, N.C.
Mount Tabor
Virginia Tech



ISMAEL MASSOUD
So. / 6-8 / 220 / F **25**
East Harlem, N.Y.
MacDuffie School



EMMANUEL OKPOMO
Fr. / 6-10 / 220 / C **30**
Jackson, Miss.
Oak Hill Academy



BLAKE BUCHANAN
Jr. / 6-5 / 205 / F **31**
Durham, N.C.
Voyager Academy



ODY OGUAMA
So. / 6-9 / 205 / F **33**
Raleigh, N.C.
Woodstock Academy




SUNDAY OKEKE
Sr. / 6-8 / 250 / F **34**
Lagos, Nigeria
Greens Farms Academy




CARTER WHITT
Fr. / 6-4 / 180 / G **35**
Raleigh, N.C.
Leesville Road



ANTHONY MATHIS, JR.
Sr. / 6-1 / 185 / G **30**
Louisville, Ky.
Kentucky Country Day
Navy



GRANT VAN BEVEREN
So. / 6-6 / 215 / F **52**
Alpharetta, Ga.
Chattahoochee



MILES LESTER
R-Jr. / 6-0 / 170 / G **55**
Wichita, Kan.
Wilbraham & Monson
[Rice]



STEVE FORBES
Head Coach
1st Season
Southern Arkansas '88



RANDOLPH CHILDRESS
Assistant Coach
9th Season
Wake Forest '95



BJ MCKIE
Assistant Coach
1st Season
South Carolina '99



BROOKS SAVAGE
Assistant Coach
1st Season
Tennessee '08



#0 JAHCOBI NEATH

SOPHOMORE / 6-3 / 200 / G / TORONTO, ONT.

4.7 PPG | 2.6 APG | 2.3 RPG | 100 % FT | 18.4 MPG

SEASON/CAREER HIGHS

POINTS
 Career: 16, 2x - last vs. Duke (2/25/20)
 Season: 12 vs Longwood (11/27/20)

REBOUNDS
 Career: 6, vs. Delaware State (11/25/20)
 Season: 6, vs. Delaware State (11/25/20)

FIELD GOALS
 Career: 5, 2x last vs Longwood (11/27/20)
 Season: 5 vs Longwood (11/27/20)

FIELD GOAL ATTEMPTS
 Career: 10, vs. Virginia (1/26/20)
 Season: 7, 2x - last vs Catawba (12/31/2020)

3-POINTERS
 Career: 2, vs. Xavier (12/14/19)
 Season: 1 vs Virginia Tech (1/18/21)

3-POINT ATTEMPTS
 Career: 3, 2x - last at Miami (2/15/20)
 Season: 1, 2x - last vs Louisville (1/13/21)

FREE THROWS
 Career: 9, vs. Duke (2/25/20)
 Season: 4, 2x - last vs Catawba (12/31/2020)

FREE THROW ATTEMPTS
 Career: 12, vs. Duke (2/25/20)
 Season: 4, 2x - last vs Catawba (12/31/2020)

ASSISTS
 Career: 6, 2x - last vs Delaware State (11/25/20)
 Season: 6, vs Delaware State (11/25/20)

TURNOVERS
 Career: 6, 2x - last at Georgia Tech (1/3/21)
 Season: 6 at Georgia Tech (1/3/21)

BLOCKS
 Career: 1, 2x - last vs. Georgia Tech (1/3/21)
 Season: 1 vs Georgia Tech (1/3/21)

STEALS
 Career: 3 vs Catawba (12/31/2020)
 Season: 3 vs Catawba (12/31/2020)

MINUTES
 Career: 31, 2x - last at North Carolina (3/3/20)
 Season: 26, 2x - last vs Virginia Tech (1/18/21)

2020-21 GAME-BY-GAME STATS

#0 NEATH, Jahcobi

Opponent	Date	GS	MIN	Total		3-Pointers		Free throws		Rebounds				PF				PTS	AVG	
				FG-FGA	PCT	3FG-3FGA	PCT	FT-FTA	PCT	OFF	DEF	TOT	AVG	PF	A	T/O	BLK			STL
Delaware St.	11/25/2020		20:59	1-6	.167	0-0	.000	4-4	1.000	1	5	6	6.0	2	6	2	0	2	6	6.0
Longwood	11/27/2020		22:58	5-7	.714	0-0	.000	2-2	1.000	0	1	1	3.5	1	0	1	0	0	12	9.0
Catawba	12/31/2020	*	20:04	3-7	.429	0-1	.000	4-4	1.000	0	4	4	3.7	5	2	2	0	3	10	9.3
at Georgia Tech	01/03/2021	*	25:58	2-5	.400	1-2	.500	2-2	1.000	0	2	2	3.3	5	2	6	0	2	7	8.8
at Virginia	01/06/2021		13:20	0-0	.000	0-0	.000	0-0	.000	0	0	0	2.6	1	1	2	0	0	0	7.0
at Duke	01/09/2021		05:41	0-2	.000	0-1	.000	0-0	.000	0	2	2	2.5	0	0	0	0	0	0	5.8
Louisville	01/13/2021	*	18:38	1-2	.500	0-1	.000	0-0	.000	0	2	2	2.4	1	3	4	0	0	2	5.3
Virginia Tech	01/17/2021	*	26:27	2-7	.286	1-4	.250	0-0	.000	1	3	4	2.6	3	1	2	0	2	5	5.3
at North Carolina	01/20/2021		11:23	0-2	.000	0-1	.000	0-0	.000	0	0	0	2.3	2	2	4	0	0	0	4.7
Totals		4	165:27	14-38	.368	2-10	.200	12-12	1.000	2	19	21	2.3	20	17	23	0	9	42	4.7

2019-20 SEASON HIGHLIGHTS

- Appeared in all 30 games, making five starts.
- Averaged 5.3 points and 2.2 assists per game.
- Had four double-figure scoring games (all coming in the last six games of the season).
- Scored a season-high 16 points (5-6 FG, 5-7) and had three assists vs. Georgia Tech (Feb. 19).
- Matched a season-high with 16 points (9-12 FT), and had five rebounds and three assists vs. No. 7 Duke (Feb. 25).
- Had seven points and six assists at Miami (Feb. 15).
- Had 10 points and four assists at North Carolina (Mar. 3).
- Had 12 points and five assists at NC State (Mar. 6).

NEATH, Jahcobi

		Field Goals		3-Point		F-Throws		Rebounds				Scoring									
SEASON	TEAM	GP-GS	MIN/AVG	FG-FGA	FG%	3FG-FGA	3FG%	FT-FTA	FT%	OFF	DEF	TOT	AVG	PF	FO	AST	TO	BLK	STL	PTS	AVG
2019-20	Wake	30-5	554/18.5	54-128	.422	12-25	.480	38-65	.585	7	49	56	1.9	49-1	67	53	1	15	158	5.3	
TOTAL		30-5	554/18.5	54-128	.422	12-25	.480	38-65	.585	7	49	56	1.9	49-1	67	53	1	15	158	5.3	



1 ISAIAH MUCIUS

JUNIOR / 6-8 / 200 / F / EAST PATCHOGUE, N.Y.

12.1 PPG | 0.2 APG | 5.6 RPG | 71.4 % FT | 27.3 MPG

SEASON/CAREER HIGHS

POINTS

Career: 27 at North Carolina (1/20/21)
Season: 27 at North Carolina (1/20/21)

REBOUNDS

Career: 10, 3x - last vs. Virginia (1/26/20)
Season: 8 vs Louisville (1/13/21)

FIELD GOALS

Career: 9, 2x - last at North Carolina (1/20/21)
Season: 9, 2x - last at North Carolina (1/20/21)

FIELD GOAL ATTEMPTS

Career: 16, 2x - last at North Carolina (1/20/21)
Season: 16, 2x - last at North Carolina (1/20/21)

3-POINTERS

Career: 7 at North Carolina (1/20/21)
Season: 7 at North Carolina (1/20/21)

3-POINT ATTEMPTS

Career: 12 at North Carolina (1/20/21)
Season: 12 at North Carolina (1/20/21)

FREE THROWS

Career: 8 vs. Florida State (3/9/19)
Season: 5, 2x - last vs Catawba (12/31/2020)

FREE THROW ATTEMPTS

Career: 11, vs. Florida State (3/9/19)
Season: 7 vs Catawba (12/31/2020)

ASSISTS

Career: 3, 5x - last at Notre Dame (1/29/20)
Season: 1, 2x - last at North Carolina (1/20/21)

TURNOVERS

Career: 4, 2x last vs Longwood (11/27/20)
Season: 4, 2x last vs Longwood (11/27/20)

BLOCKS

Career: 1, (18 times)
Season: 1, 2x - last at North Carolina (1/20/21)

STEALS

Career: 3, 2x - last vs Delaware State (11/25/20)
Season: 3, vs Delaware State (11/25/20)

MINUTES

Career: 36, vs. Duke (2/25/20)
Season: 35, 2x - last at Duke (1/9/21)

2020-21 GAME-BY-GAME STATS

#1 MUCIUS, Isaiah

Opponent	Date	GS	MIN	Total		3-Pointers		Free throws		Rebounds				PF A T/O BLK STL				PTS	AVG		
				FG-FGA	PCT	3FG-3FGA	PCT	FT-FTA	PCT	OFF	DEF	TOT	AVG								
Delaware St.	11/25/2020	*	15:18	2-4	.500	0-1	.000	5-6	.833	1	4	5	5.0	3	0	4	0	3	9	9.0	
Longwood	11/27/2020	*	23:42	2-7	.286	0-3	.000	0-1	.000	0	2	2	3.5	2	0	4	0	1	4	6.5	
Catawba	12/31/2020	*	23:43	3-8	.375	0-5	.000	5-7	.714	2	5	7	4.7	3	0	2	0	1	11	8.0	
at Georgia Tech	01/03/2021	*	28:31	9-16	.563	1-4	.250	2-4	.500	3	2	5	4.8	1	0	0	0	0	21	11.3	
at Virginia	01/06/2021	*	35:19	5-12	.417	1-3	.333	3-3	1.000	2	5	7	5.2	0	0	3	1	0	14	11.8	
at Duke	01/09/2021	*	35:01	3-5	.600	1-2	.500	2-2	1.000	1	2	3	4.8	2	0	1	0	0	9	11.3	
Louisville	01/13/2021	*	26:00	2-9	.222	0-3	.000	0-0	.000	2	6	8	5.3	4	0	1	0	0	4	10.3	
Virginia Tech	01/17/2021	*	28:07	4-9	.444	1-3	.333	1-2	.500	4	2	6	5.4	5	1	2	0	1	10	10.3	
at North Carolina	01/20/2021	*	30:07	9-16	.563	7-12	.583	2-3	.667	2	5	7	5.6	0	1	3	1	0	27	12.1	
Totals			9	245:48	39-86	.453	11-36	.306	20-28	.714	17	33	50	5.6	20	2	20	2	6	109	12.1

2019-20 SEASON HIGHLIGHTS

- Appeared in 30 games (missing one due to injury), making 22 starts.
- Averaged 7.3 points and 4.7 rebounds per game.
- Had nine double-figure scoring games and three double-doubles.
- Scored a career-high 19 points (7-9 FG) vs. Pitt in the ACC Tournament (Mar. 10).
- Scored 18 points (8-13 FG) in season-opener at Boston College (Nov. 6).
- Had 11 points and a career-high 10 rebounds for first career double-double at Davidson (Nov. 22).
- Had 10 points and 10 rebounds for second straight double-double vs. Charleston (Nov. 28).
- Had 16 points (6-9 FG) and 10 rebounds for third career double-double vs. Virginia (Jan. 26).
- Had 16 points (6-8 FG) and six rebounds vs. No. 7 Duke (Feb. 25).

MUCIUS, Isaiah

SEASON	TEAM	Field Goals		3-Point		F-Throws		Rebounds				Scoring								
		GP-GS	MIN/AVG	FG-FGA	FG%	3FG-FGA	3FG%	FT-FTA	FT%	OFF	DEF	TOT	AVG	PF-FO	AST	TO	BLK	STL	PTS	AVG
2018-19	Wake	31-1	677/21.8	70-219	.320	19-81	.235	43-70	.614	40	76	116	3.7	37-0	23	31	8	12	202	6.5
2019-20	Wake	30-22	686/22.9	92-216	.426	18-52	.346	18-36	.500	41	99	140	4.7	63-2	28	39	9	14	220	7.3
TOTAL		61-23	1363/22.3	162-435	.372	37-133	.278	61-106	.575	81	175	256	4.2	100-2	51	70	17	26	422	6.9



2 JALEN JOHNSON

GRAD / 6-6 / 195 / G / DURHAM, N.C.

5.9 PPG | 0.8 APG | 2.8 RPG | 63.6 % FT | 19.0 MPG

SEASON/CAREER HIGHS

POINTS

Career: 16 vs Delaware State (11/25/20)
Season: 16 vs Delaware State (11/25/20)

REBOUNDS

Career: 7 vs. Delaware State (11/25/20)
Season: 7 vs. Delaware State (11/25/20)

FIELD GOALS

Career: 5 vs. Delaware State (11/25/20)
Season: 5 vs. Delaware State (11/25/20)

FIELD GOAL ATTEMPTS

Career: 8, vs. Delaware State (11/25/20)
Season: 8, vs. Delaware State (11/25/20)

3-POINTERS

Career: 4 vs. Delaware State (11/25/20)
Season: 4 vs. Delaware State (11/25/20)

3-POINT ATTEMPTS

Career: 6, 3x- last vs. Delaware State (11/25/20)
Season: 6, vs. Delaware State (11/25/20)

FREE THROWS

Career: 2 (8 times)
Season: 2, 2x - last at Duke (1/9/21)

FREE THROW ATTEMPTS

Career: 4 vs. Longwood (11/27/20)
Season: 4 vs. Longwood (11/27/20)

ASSISTS

Career: 5 at Mississippi St. (2/1/20)
Season: 2, 2x - last vs Catawba (12/31/2020)

TURNOVERS

Career: 4 at Georgia Tech (1/3/21)
Season: 4 at Georgia Tech (1/3/21)

BLOCKS

Career: 3 vs. Texas A&M (1/28/20)
Season: 1, 1x - last at North Carolina (1/20/21)

STEALS

Career: 4 at Mississippi St. (2/1/20)
Season: 1, 3x - last at North Carolina (1/20/21)

MINUTES

Career: 29, 3x- last Catawba (12/31/2020)
Season: 29 vs Catawba (12/31/2020)

2020-21 GAME-BY-GAME STATS

#2 JOHNSON, Jalen

Opponent	Date	GS	MIN	Total		3-Pointers		Free throws		Rebounds				PF	A	T/O	BLK	STL	PTS	AVG
				FG-FGA	PCT	3FG-3FGA	PCT	FT-FTA	PCT	OFF	DEF	TOT	AVG							
Delaware St.	11/25/2020	*	22:24	5-8	.625	4-6	.667	2-2	1.000	1	6	7	7.0	1	2	1	1	1	16	16.0
Longwood	11/27/2020	*	20:16	1-4	.250	0-2	.000	2-4	.500	1	2	3	5.0	2	1	0	1	0	4	10.0
Catawba	12/31/2020	*	29:11	3-6	.500	2-5	.400	0-0	.000	0	2	2	4.0	2	2	1	1	0	8	9.3
at Georgia Tech	01/03/2021	*	12:10	0-1	.000	0-1	.000	0-0	.000	1	2	3	3.8	1	0	4	0	0	0	7.0
at Virginia	01/06/2021		09:43	0-0	.000	0-0	.000	0-0	.000	0	0	0	3.0	0	0	0	0	0	0	5.6
at Duke	01/09/2021		17:20	1-3	.333	1-2	.500	2-2	1.000	1	2	3	3.0	1	1	0	1	0	5	5.5
Louisville	01/13/2021		27:16	4-11	.364	3-10	.300	0-1	.000	0	2	2	2.9	3	0	0	0	0	11	6.3
Virginia Tech	01/17/2021		10:12	1-3	.333	0-1	.000	1-2	.500	1	1	2	2.8	1	0	0	0	1	3	5.9
at North Carolina	01/20/2021		22:20	2-6	.333	2-6	.333	0-0	.000	0	3	3	2.8	1	1	1	1	1	6	5.9
Totals		4	170:52	17-42	.405	12-33	.364	7-11	.636	5	20	25	2.8	12	7	7	5	3	53	5.9

2019-20 SEASON HIGHLIGHTS AT TENNESSEE

- Appeared in all 31 contests for the Vols and made two starts.
- Made multiple 3-pointers in six games, and 22 of his 34 field goals on the year came from beyond the arc.
- Made his first start of the season at home against Arkansas (2/11/20), scoring four points while adding two steals, two blocks, one assist and three rebounds.
- Had a career day at Mississippi State (2/1/20) tallying a career-high 13 points, a career-high four made field goals, a career-high five assists and a career-high four steals in a career-high-tying 29 minutes off the bench.
- Tallied a career-high three blocks against Texas A&M (1/28/20).
- Finished the year in a more advanced role for UT, shooting an efficient .850 from the foul line while averaging 3.5 points, 2.0 rebounds and 15.7 minutes per game.
- Served on UT's Student-Athlete Advisory Committee (SAAC), along with fellow team rep John Fulkerson.

JOHNSON, Jalen

SEASON	TEAM	GP-GS	MIN/AVG	Field Goals		3-Point		F-Throws		Rebounds				Scoring						
				FG-FGA	FG%	3FG-FGA	3FG%	FT-FTA	FT%	OFF	DEF	TOT	AVG	PF-FO	AST	TO	BLK	STL	PTS	AVG
2017-18	UT	13-0	66/5.1	6-11	.545	3-6	.500	1-2	.500	3	7	10	0.8	0-0	5	2	2	2	16	1.2
2018-19	UT	26-0	150/5.8	14-29	.483	9-20	.450	2-3	.667	7	12	19	0.7	17-0	8	6	1	2	39	1.5
2019-20	UT	31-2	485/15.6	34-92	.370	22-69	.319	17-20	.850	16	47	63	2.0	46-2	30	17	13	13	107	3.5
TOTAL		70-2	701/10.0	54-132	.409	34-95	.358	20-25	.800	26	66	92	1.3	63-2	43	25	16	17	162	2.3



4 DAIVIEN WILLIAMSON

JUNIOR / 6-2 / 165 / G / WINSTON-SALEM, N.C.

13.1 PPG | 3.1 APG | 2.7 RPG | 75.6 %FT | 34.1 MPG

SEASON/CAREER HIGHS

POINTS

Career: 27 at North Carolina (1/20/21)
Season: 27 at North Carolina (1/20/21)

REBOUNDS

Career: 7 vs Catawba (12/31/2020)
Season: 7 vs Catawba (12/31/2020)

FIELD GOALS

Career: 9, 2x- last vs. VMI (1/17/19)
Season: 8 at North Carolina (1/20/21)

FIELD GOAL ATTEMPTS

Career: 15 at North Carolina (1/20/21)
Season: 15 at North Carolina (1/20/21)

3-POINTERS

Career: 5 at Little Rock (11/30/19)
Season: 3 at North Carolina (1/20/21)

3-POINT ATTEMPTS

Career: 6 (four times)
Season: 6 at North Carolina (1/20/21)

FREE THROWS

Career: 11 at VMA (2/15/20)
Season: 8 at North Carolina (1/20/21)

FREE THROW ATTEMPTS

Career: 11 at VMA (2/15/20)
Season: 10 at North Carolina (1/20/21)

ASSISTS

Career: 10 at Chattanooga (2/5/20)
Season: 5 at North Carolina (1/20/21)

TURNOVERS

Career: 4, 3x last vs Louisville (1/13/21)
Season: 4, 3x last vs Louisville (1/13/21)

BLOCKS

Career: 1 (three times)
Season:

STEALS

Career: 3 vs Virginia Tech (1/18/21)
Season: 3 vs Virginia Tech (1/18/21)

MINUTES

Career: 39, 3x - last vs Virginia Tech (1/18/21)
Season: 39, 2x - last vs Virginia Tech (1/18/21)

2020-21 GAME-BY-GAME STATS

#4 WILLIAMSON, Daivien

Opponent	Date	GS	MIN	Total		3-Pointers		Free throws		Rebounds				PF	A	T/O	BLK	STL	PTS	AVG	
				FG-FGA	PCT	3FG-3FGA	PCT	FT-FTA	PCT	OFF	DEF	TOT	AVG								
Delaware St.	11/25/2020	*	21:18	3-6	.500	0-2	.000	1-3	.333	0	3	3	3.0	1	2	1	0	1	7	7.0	
Longwood	11/27/2020	*	33:04	3-6	.500	0-2	.000	2-3	.667	0	3	3	3.0	3	1	4	0	2	8	7.5	
Catawba	12/31/2020	*	37:15	4-9	.444	2-4	.500	5-7	.714	0	7	7	4.3	2	4	1	0	2	15	10.0	
at Georgia Tech	01/03/2021	*	29:36	2-7	.286	1-4	.250	1-2	.500	0	2	2	3.8	0	4	4	0	1	6	9.0	
at Virginia	01/06/2021	*	32:16	4-8	.500	0-1	.000	0-0	.000	0	1	1	3.2	2	4	1	0	1	8	8.8	
at Duke	01/09/2021	*	38:33	6-9	.667	1-4	.250	4-4	1.000	0	2	2	3.0	1	2	2	0	2	17	10.2	
Louisville	01/13/2021	*	37:37	6-13	.462	1-4	.250	6-6	1.000	0	1	1	2.7	1	4	1	0	1	19	11.4	
Virginia Tech	01/17/2021	*	39:11	3-11	.273	1-3	.333	4-6	.667	0	2	2	2.6	0	2	2	0	3	11	11.4	
at North Carolina	01/20/2021	*	37:55	8-15	.533	3-6	.500	8-10	.800	0	3	3	2.7	1	5	3	0	2	27	13.1	
Totals			8	306:45	39-84	.464	9-30	.300	31-41	.756	0	24	24	2.7	11	28	19	0	15	118	13.1

2019-20 SEASON HIGHLIGHTS AT ETSU

- Started all 34 games.
- Averaged 10.4 ppg, 2.6 apg, 2.0 rpg in 27.9 mpg.
- Helped lead the team to their 8th SoCon title.
- Earned a spot on the All-Tournament Team.

WILLIAMSON, Daivien

SEASON	TEAM	GP-GS	MIN/AVG	Field Goals		3-Point		F-Throws		Rebounds				Scoring						
				FG-FGA	FG%	3FG-FGA	3FG%	FT-FTA	FT%	OFF	DEF	TOT	AVG	PF-FO	AST	TO	BLK	STL	PTS	AVG
2018-19	ETSU	33-16	731/22.2	109-213	.512	27-70	.386	70-85	.824	10	55	65	2.0	34-0	81	44	1	18	315	9.5
2019-20	ETSU	34-14	948/27.9	122-252	.484	38-102	.373	70-87	.805	6	62	68	2.0	46-0	89	72	2	24	352	10.4
TOTAL		67-30	1679/25.1	231-465	.497	65-172	.378	140-172	.814	16	117	133	2.0	80-0	170	116	3	42	667	10.0



10 TARIQ INGRAHAM

R-FRESHMAN / 6-9 / 255 / F / PHILADELPHIA, PA.

11.0 PPG | 0.5 APG | 2.5 RPG | 100 % FT | 12.2 MPG

SEASON/CAREER HIGHS

POINTS

Career: 19 vs Delaware State (11/25/20)
 Season: 19 vs Delaware State (11/25/20)

REBOUNDS

Career: 5 vs Delaware State (11/25/20)
 Season: 5 vs Delaware State (11/25/20)

FIELD GOALS

Career: 7 vs Delaware State (11/25/20)
 Season: 7 vs Delaware State (11/25/20)

FIELD GOAL ATTEMPTS

Career: 7 vs Delaware State (11/25/20)
 Season: 7 vs Delaware State (11/25/20)

3-POINTERS

Career:
 Season:

3-POINT ATTEMPTS

Career:
 Season:

FREE THROWS

Career: 5 vs Delaware State (11/25/20)
 Season: 5 vs Delaware State (11/25/20)

FREE THROW ATTEMPTS

Career: 5 vs Delaware State (11/25/20)
 Season: 5 vs Delaware State (11/25/20)

ASSISTS

Career: 1 vs Delaware State (11/25/20)
 Season: 1 vs Delaware State (11/25/20)

TURNOVERS

Career: 2 vs Delaware State (11/25/20)
 Season: 2 vs Delaware State (11/25/20)

BLOCKS

Career:
 Season:

STEALS

Career: 1 vs Delaware State (11/25/20)
 Season: 1 vs Delaware State (11/25/20)

MINUTES

Career: 17 vs Delaware State (11/25/20)
 Season: 17 vs Delaware State (11/25/20)

2020-21 GAME-BY-GAME STATS

#10 INGRAHAM, Tariq

Opponent	Date	GS	MIN	Total		3-Pointers		Free throws		Rebounds				PF	A	T/O	BLK	STL	PTS	AVG
				FG-FGA	PCT	3FG-3FGA	PCT	FT-FTA	PCT	OFF	DEF	TOT	AVG							
Delaware St.	11/25/2020		17:03	7-7	1.000	0-0	.000	5-5	1.000	5	0	5	5.0	3	1	2	0	1	19	19.0
Longwood	11/27/2020		07:18	1-2	.500	0-0	.000	1-1	1.000	0	0	0	2.5	3	0	0	0	0	3	11.0
Totals		0	24:21	8-9	.889	0-0	.000	6-6	1.000	5	0	5	2.5	6	1	2	0	1	22	11.0

2019-20 SEASON

- Suffered an achilles injury in preseason practice and missed the entire 2019-20 season.
- Three-star recruit from Monsignor Bonner & Archbishop Prendergast in the Philly Catholic League, leading the school to the 2019 Pennsylvania state final.
- Was a 1,000 point scorer at Bonner-Prendergast.



11 IAN DUBOSE

SENIOR / 6-4 / 210 / G / DURHAM, N.C.

11.0 PPG | 4.5 APG | 4.5 RPG | 83.3 % FT | 27.5 MPG

SEASON/CAREER HIGHS

POINTS

Career: 44 vs. Central Ark. (1/2/20)
Season: 14 vs Longwood (11/27/20)

REBOUNDS

Career: 14 at Southeastern La. (2/5/2)
Season: 5 vs Delaware State (11/25/20)

FIELD GOALS

Career: 15 vs. Central Ark. (1/2/20)
Season: 4 vs Longwood (11/27/20)

FIELD GOAL ATTEMPTS

Career: 23, 2x last vs. McNeese (2/29/20)
Season: 7, 2x last vs Longwood (11/27/20)

3-POINTERS

Career: 5, 2x last at A&M Corpus Christi (3/9/19)
Season: 2 vs Delaware State (11/25/20)

3-POINT ATTEMPTS

Career: 10, 2x last vs. Rice (12/14/19)
Season: 3 vs Delaware State (11/25/20)

FREE THROWS

Career: 13 at SFA (1/31/18)
Season: 5 vs Longwood (11/27/20)

FREE THROW ATTEMPTS

Career: 16 vs. Central Ark. (1/2/20)
Season: 6 vs Longwood (11/27/20)

ASSISTS

Career: 9 vs. Incarnate Word (3/6/19)
Season: 5 vs Longwood (11/27/20)

TURNOVERS

Career: 10 at A&M Corpus Christi (3/9/19)
Season: 1 vs Longwood (11/27/20)

BLOCKS

Career: 4 at Lamar (12/28/17)
Season:

STEALS

Career: 5 vs. Central Ark. (1/2/20)
Season: 3 vs Longwood (11/27/20)

MINUTES

Career: 43 vs. Central Ark. (1/2/20)
Season: 32 vs Longwood (11/27/20)

2020-21 GAME-BY-GAME STATS

#11 DUBOSE, Ian

Opponent	Date	GS	MIN	Total		3-Pointers		Free throws		Rebounds				PF	A	T/O	BLK	STL	PTS	AVG
				FG-FGA	PCT	3FG-3FGA	PCT	FT-FTA	PCT	OFF	DEF	TOT	AVG							
Delaware St.	11/25/2020	*	22:57	3-7	.429	2-3	.667	0-0	.000	1	4	5	5.0	0	4	0	0	2	8	8.0
Longwood	11/27/2020	*	31:58	4-7	.571	1-2	.500	5-6	.833	0	4	4	4.5	2	5	1	0	3	14	11.0
Totals		2	54:55	7-14	.500	3-5	.600	5-6	.833	1	8	9	4.5	2	9	1	0	5	22	11.0

2019-20 SEASON HIGHLIGHTS AT HOUSTON BAPTIST

- 2020 Southland Conference Men's Basketball Student-Athlete of the Year.
- Played in all 29 games, starting 28 of them.
- Averaged 19 points, 7.3 rebounds, and 3.8 assists in an average of 33.2 minutes per game.
- Had 12 20-point games throughout the season.
- Shot 43.9 percent from the floor and 32.6 percent from beyond the arc.
- Visited the free throw line twice as much as the rest of the team and was a solid 77.5 percent shooter from the charity stripe.
- Scored a season-high 44 points and four steals against Central Arkansas (1/20).
- Recorded season-high 14 rebounds while notching 10 points against Southeastern Louisiana (2/05).
- Had a season-high eight assists against New Orleans (1/15).

DUBOSE, Ian

SEASON	TEAM	GP-GS	MIN/AVG	Field Goals		3-Point		F-Throws		Rebounds				Scoring						
				FG-FGA	FG%	3FG-FGA	3FG%	FT-FTA	FT%	OFF	DEF	TOT	AVG	PF-FO	AST	TO	BLK	STL	PTS	AVG
2017-18	HBU	31-31	886/28.6	129-318	.406	35-100	.350	93-150	.620	55	116	171	5.5	92-4	61	67	12	44	386	12.5
2018-19	HBU	30-30	912/30.4	173-356	.486	53-121	.438	111-157	.707	45	133	178	5.9	78-1	103	80	8	47	510	17.0
2019-20	HBU	29-28	963/33.2	175-399	.439	45-138	.326	155-200	.775	48	163	211	7.3	76-1	111	114	9	42	550	19.0
TOTAL		90-89	2762/30.7	477-1073	.445	133-359	.370	359-507	.708	148	412	560	6.2	246-6	275	261	29	133	1446	16.1



13
QUADRY ADAMS
FRESHMAN / 6-4 / 170 / G / PISCATAWAY, N.J.

2.8 PPG | 0.8 APG | 0.8 RPG | 50 % FT | 4.8 MPG

SEASON/CAREER HIGHS

POINTS

Career: 11 vs Delaware State (11/25/20)
 Season: 11 vs Delaware State (11/25/20)

REBOUNDS

Career: 2 vs Delaware State (11/25/20)
 Season: 2 vs Delaware State (11/25/20)

FIELD GOALS

Career: 4 vs Delaware State (11/25/20)
 Season: 4 vs Delaware State (11/25/20)

FIELD GOAL ATTEMPTS

Career: 5 vs Delaware State (11/25/20)
 Season: 5 vs Delaware State (11/25/20)

3-POINTERS

Career:
 Season:

3-POINT ATTEMPTS

Career:
 Season:

FREE THROWS

Career: 3 vs Delaware State (11/25/20)
 Season: 3 vs Delaware State (11/25/20)

FREE THROW ATTEMPTS

Career: 6 vs Delaware State (11/25/20)
 Season: 6 vs Delaware State (11/25/20)

ASSISTS

Career: 1 vs Delaware State (11/25/20)
 Season: 1 vs Delaware State (11/25/20)

TURNOVERS

Career: 1 vs Delaware State (11/25/20)
 Season: 1 vs Delaware State (11/25/20)

BLOCKS

Career:
 Season:

STEALS

Career: 2 vs Delaware State (11/25/20)
 Season: 2 vs Delaware State (11/25/20)

MINUTES

Career: 11 vs Delaware State (11/25/20)
 Season: 11 vs Delaware State (11/25/20)

2020-21 GAME-BY-GAME STATS

#13 ADAMS, Quadry

Opponent	Date	GS	MIN	Total		3-Pointers		Free throws		Rebounds				PF				PTS	AVG	
				FG-FGA	PCT	3FG-3FGA	PCT	FT-FTA	PCT	OFF	DEF	TOT	AVG	A	T/O	BLK	STL			
Delaware St.	11/25/2020		11:03	4-5	.800	0-0	.000	3-6	.500	1	1	2	2.0	2	1	1	0	2	11	11.0
Longwood	11/27/2020		00:53	0-0	.000	0-0	.000	0-0	.000	0	0	0	1.0	0	0	0	0	0	0	5.5
at Duke	01/09/2021		04:07	0-1	.000	0-0	.000	0-0	.000	1	0	1	1.0	1	0	0	0	0	0	3.7
Louisville	01/13/2021		03:10	0-0	.000	0-0	.000	0-0	.000	0	0	0	0.8	1	2	0	0	0	0	2.8
Totals		0	19:13	4-6	.667	0-0	.000	3-6	.500	2	1	3	0.8	4	3	1	0	2	11	2.8

HIGHLIGHTS

- Ranked one of the top 15 players in New Jersey.
- Averaged 15.3 points, 4.3 rebounds, and 3.0 assists in his junior year while leading St. Thomas Aquinas to the state quarterfinals.
- Averaged 18.5 points, 4.8 rebounds, 3.2 assists, and 2.7 steals his senior season, leading his team in scoring on the way to a 23-5 record.
- Tallied 10 20+ point-games and two double-doubles, with 10 rebounds in each.



20 JONAH ANTONIO

R-SENIOR / 6-5 / 180 / G / PERTH, AUSTRALIA

7.1 PPG | 1.0 APG | 2.3 RPG | 100 % FT | 22.6 MPG

SEASON/CAREER HIGHS

POINTS

Career: 17 vs. Purdue Ft Wayne (11/5/19)
Season: 14, 2x - at Virginia (1/6/21)

REBOUNDS

Career: 9 vs. Boise St. (3/2/20)
Season: 4, 2x - last vs Louisville (1/13/21)

FIELD GOALS

Career: 6 vs. Purdue Ft Wayne (11/5/19)
Season: 8 vs Longwood (11/27/20)

FIELD GOAL ATTEMPTS

Career: 14 vs. New Mexico (1/18/20)
Season: 8, 2x - last at Virginia (1/6/21)

3-POINTERS

Career: 5 (three times)
Season: 4, 3x - last at Virginia (1/6/21)

3-POINT ATTEMPTS

Career: 13 vs. New Mexico (1/18/20)
Season: 8 vs Delaware State (11/25/20)

FREE THROWS

Career: 5 vs Louisville (1/13/21)
Season: 5 vs Louisville (1/13/21)

FREE THROW ATTEMPTS

Career: 5 vs Louisville (1/13/21)
Season: 5 vs Louisville (1/13/21)

ASSISTS

Career: 3, 3x - vs Louisville (1/13/21)
Season: 3 vs Louisville (1/13/21)

TURNOVERS

Career: 3 vs. Abilene Christian (11/18/19)
Season: 2 at Virginia (1/6/21)

BLOCKS

Career: 2 vs. Colorado St. (2/18/20)
Season: 1 vs Longwood (11/27/20)

STEALS

Career: 3, 2x last vs. Air Force (1/4/20)
Season: 2, 3x - vs Louisville (1/13/21)

MINUTES

Career: 42 at California (11/12/19)
Season: 34 vs Louisville (1/13/21)

2020-21 GAME-BY-GAME STATS

#20 ANTONIO, Jonah

Opponent	Date	GS	MIN	Total		3-Pointers		Free throws		Rebounds				PF	A	T/O	BLK	STL	PTS	AVG
				FG-FGA	PCT	3FG-3FGA	PCT	FT-FTA	PCT	OFF	DEF	TOT	AVG							
Delaware St.	11/25/2020		14:24	4-8	.500	4-8	.500	0-0	.000	0	1	1	1.0	0	0	1	0	1	12	12.0
Longwood	11/27/2020		22:17	5-7	.714	4-6	.667	0-0	.000	1	1	2	1.5	0	1	1	1	2	14	13.0
at Georgia Tech	01/03/2021		23:36	0-5	.000	0-5	.000	0-0	.000	0	3	3	2.0	2	1	1	0	1	0	8.7
at Virginia	01/06/2021	*	30:17	5-8	.625	4-7	.571	0-0	.000	0	4	4	2.5	2	0	2	0	2	14	10.0
at Duke	01/09/2021	*	18:57	1-3	.333	1-3	.333	0-0	.000	0	0	0	2.0	1	0	1	0	1	3	8.6
Louisville	01/13/2021	*	34:21	2-7	.286	2-7	.286	5-5	1.000	1	3	4	2.3	3	3	1	0	2	11	9.0
Virginia Tech	01/17/2021	*	12:22	0-4	.000	0-3	.000	0-0	.000	0	2	2	2.3	0	1	0	0	0	7.7	
at North Carolina	01/20/2021	*	24:39	1-5	.200	1-4	.250	0-0	.000	0	2	2	2.3	3	2	1	0	0	3	7.1
Totals		5	180:53	18-47	.383	16-43	.372	5-5	1.000	2	16	18	2.3	11	8	8	1	9	57	7.1

2019-20 SEASON HIGHLIGHTS AT UNLV

- Played in 25 games.
- Averaged, 6.9 points and 2.4 rebounds in 22 minutes per game.
- Shot 31.5 percent from beyond the arc.

ANTONIO, Jonah

				Field Goals		3-Point		F-Throws		Rebounds				Scoring						
SEASON	TEAM	GP-GS	MIN/AVG	FG-FGA	FG%	3FG-FGA	3FG%	FT-FTA	FT%	OFF	DEF	TOT	AVG	PF-FO	AST	TO	BLK	STL	PTS	AVG
2019-20	UNLV	25-13	549/21.9	58-186	.312	53-168	.315	3-7	.429	8	53	61	2.4	32-1	20	11	4	14	172	6.9
TOTAL		25-13	549/21.9	58-186	.312	53-168	.315	3-7	.429	8	53	61	2.4	32-1	20	11	4	14	172	6.9



23 ISAIAH WILKINS

JUNIOR / 6-4 / 225 / G / WINSTON-SALEM, N.C.

2.7 PPG | 1.1 APG | 2.2 RPG | 71.4 % FT | 15.0 MPG

SEASON/CAREER HIGHS

POINTS

Career: 21 vs. Gardner-Webb (11/9/18)
Season: 10 vs Delaware State (11/25/20)

REBOUNDS

Career: 8 vs. Saint Francis (11/24/18)
Season: 5, 2x - last vs Virginia Tech (1/18/21)

FIELD GOALS

Career: 7 vs. Gardner-Webb (11/9/18)
Season: 3 vs Delaware State (11/25/20)

FIELD GOAL ATTEMPTS

Career: 11 at Georgia Tech (2/4/20)
Season: 5 vs Virginia Tech (1/18/21)

3-POINTERS

Career: 5, 2x last vs Delaware St. (11/20/19)
Season: 1, 2x - last vs Virginia Tech (1/18/21)

3-POINT ATTEMPTS

Career: 7, 2x last vs. Delaware St. (11/20/19)
Season: 2, 2x - last vs Virginia Tech (1/18/21)

FREE THROWS

Career: 3 (six times)
Season: 3 vs Delaware State (11/25/20)

FREE THROW ATTEMPTS

Career: 4 (six times)
Season: 4 vs Delaware State (11/25/20)

ASSISTS

Career: 7 vs. Delaware State (11/20/19)
Season: 3, 2x - last at Virginia (1/6/21)

TURNOVERS

Career: 3, 2x - last vs Catawba (12/31/2020)
Season: 3 vs Catawba (12/31/2020)

BLOCKS

Career: 2 vs. Northeastern (11/16/18)
Season: 1 vs Delaware State (11/25/20)

STEALS

Career: 5 vs Delaware State (11/25/20)
Season: 5 vs Delaware State (11/25/20)

MINUTES

Career: 28 at Georgia Tech (2/13/19)
Season: 26 vs Catawba (12/31/2020)

2020-21 GAME-BY-GAME STATS

#23 WILKINS, Isaiah

Opponent	Date	GS	MIN	Total		3-Pointers		Free throws		Rebounds				PF	A	T/O	BLK	STL	PTS	AVG	
				FG-FGA	PCT	3FG-3FGA	PCT	FT-FTA	PCT	OFF	DEF	TOT	AVG								
Delaware St.	11/25/2020		21:51	3-4	.750	1-2	.500	3-4	.750	1	3	4	4.0	4	3	0	1	5	10	10.0	
Longwood	11/27/2020		20:49	1-3	.333	0-2	.000	0-0	.000	0	1	1	2.5	1	1	0	0	0	2	6.0	
Catawba	12/31/2020		26:08	1-3	.333	0-2	.000	1-1	1.000	0	5	5	3.3	4	0	3	0	0	3	5.0	
at Georgia Tech	01/03/2021		09:54	0-0	.000	0-0	.000	0-0	.000	0	0	0	2.5	0	0	0	0	1	0	3.8	
at Virginia	01/06/2021	*	14:46	1-1	1.000	1-1	1.000	0-0	.000	0	3	3	2.6	1	3	1	0	1	3	3.6	
at Duke	01/09/2021		11:09	0-3	.000	0-1	.000	0-0	.000	0	1	1	2.3	0	1	0	0	0	0	3.0	
Louisville	01/13/2021		05:41	0-0	.000	0-0	.000	0-0	.000	0	0	0	2.0	2	0	1	0	0	0	2.6	
Virginia Tech	01/17/2021		17:44	2-5	.400	1-2	.500	1-2	.500	0	5	5	2.4	3	1	0	0	1	6	3.0	
at North Carolina	01/20/2021		06:35	0-1	.000	0-1	.000	0-0	.000	0	1	1	2.2	0	1	0	0	0	0	2.7	
Totals			1	134:36	8-20	.400	3-11	.273	5-7	.714	1	19	20	2.2	15	10	5	1	8	24	2.7

2019-20 SEASON HIGHLIGHTS AT VIRGINIA TECH

- Played in all 32 games, making five starts.
- Averaged 4.3 points and 2.6 rebounds in 14.4 minutes per game.
- Shot 34 percent from the field and 72 percent from the free throw line.
- Had a season-high 15 points and seven assists against Delaware State (11/20).

WILKINS, Isaiah

SEASON	TEAM	Field Goals		3-Point		F-Throws		Rebounds				Scoring								
		GP-GS	MIN/AVG	FG-FGA	FG%	3FG-FGA	3FG%	FT-FTA	FT%	OFF	DEF	TOT	AVG	PF-FO	AST	TO	BLK	STL	PTS	AVG
2018-19	Hokies	34-1	486/14.3	57-117	.487	22-54	.407	23-31	.742	31	47	78	2.3	37-0	20	20	2	18	159	4.7
2019-20	Hokies	32-5	458/14.3	49-144	.340	23-81	.284	16-22	.727	21	63	84	2.6	33-1	43	16	4	25	137	4.3
TOTAL		66-6	944/14.3	106-261	.406	45-135	.333	39-53	.736	52	110	162	2.5	70-1	63	36	6	43	296	4.5



25 ISMAEL MASSOUD

SOPHOMORE / 6-8 / 200 / G / EAST HARLEM, N.Y.

8.3 PPG | 0.2 APG | 3.6 RPG | 73.7 % FT | 18.9 MPG

SEASON/CAREER HIGHS

POINTS

Career: 17 at Duke (1/9/21)
Season: 17 at Duke (1/9/21)

REBOUNDS

Career: 8 at Duke (1/9/21)
Season: 8 at Duke (1/9/21)

FIELD GOALS

Career: 5, 3x - last at Duke (1/9/21)
Season: 5 at Duke (1/9/21)

FIELD GOAL ATTEMPTS

Career: 11, vs. Boston College (1/19/20)
Season: 10 at Duke (1/9/21)

3-POINTERS

Career: 3, 3x - last vs Delaware State (11/25/20)
Season: 4 at Virginia (1/6/21)

3-POINT ATTEMPTS

Career: 7 vs Delaware State (11/25/20)
Season: 7 vs Delaware State (11/25/20)

FREE THROWS

Career: 5 at Duke (1/9/21)
Season: 5 at Duke (1/9/21)

FREE THROW ATTEMPTS

Career: 7 at Duke (1/9/21)
Season: 7 at Duke (1/9/21)

ASSISTS

Career: 2, 2x - last at Syracuse (2/8/20)
Season: 1, 2x - last at Virginia (1/6/21)

TURNOVERS

Career: 3, 2x - last at Syracuse (2/8/20)
Season: 2, 3x - last at Duke (1/9/21)

BLOCKS

Career: 2, at Miami (2/15/20)
Season: 1 at Duke (1/9/21)

STEALS

Career: 2, 3x last vs Longwood (11/27/20)
Season: 2 vs Longwood (11/27/20)

MINUTES

Career: 28, vs. Boston College (1/19/20)
Season: 26 at Duke (1/9/21)

2020-21 GAME-BY-GAME STATS

#25 MASSOUD, Ismael

Opponent	Date	GS	MIN	Total		3-Pointers		Free throws		Rebounds				PF	A	T/O	BLK	STL	PTS	AVG	
				FG-FGA	PCT	3FG-3FGA	PCT	FT-FTA	PCT	OFF	DEF	TOT	AVG								
Delaware St.	11/25/2020	*	12:53	3-8	.375	3-7	.429	0-0	.000	0	1	1	1.0	2	1	0	0	0	9	9.0	
Longwood	11/27/2020	*	16:45	2-6	.333	1-3	.333	5-5	1.000	1	2	3	2.0	2	0	1	0	2	10	9.5	
Catawba	12/31/2020	*	16:52	2-5	.400	1-4	.250	0-0	.000	0	3	3	2.3	1	0	2	0	0	5	8.0	
at Georgia Tech	01/03/2021		18:04	1-3	.333	0-2	.000	0-0	.000	0	3	3	2.5	0	0	1	0	1	2	6.5	
at Virginia	01/06/2021		19:15	4-7	.571	4-6	.667	1-4	.250	0	3	3	2.6	1	1	2	0	0	13	7.8	
at Duke	01/09/2021		25:48	5-10	.500	2-6	.333	5-7	.714	2	6	8	3.5	3	0	2	1	0	17	9.3	
Louisville	01/13/2021		13:25	2-6	.333	1-4	.250	2-2	1.000	1	1	2	3.3	0	0	1	0	0	7	9.0	
Virginia Tech	01/17/2021		22:10	4-9	.444	3-6	.500	1-1	1.000	1	3	4	3.4	3	0	1	0	0	12	9.4	
at North Carolina	01/20/2021	*	25:17	0-4	.000	0-3	.000	0-0	.000	1	4	5	3.6	2	0	1	0	1	0	8.3	
Totals			4	170:29	23-58	.397	15-41	.366	14-19	.737	6	26	32	3.6	14	2	11	1	4	75	8.3

2019-20 SEASON HIGHLIGHTS

- Appeared in all 31 games off the bench.
- Averaged 4.8 points and 2.0 rebounds per game.
- Academic All-ACC Team.
- Had four double figure scoring games.
- Made 33 3-pointers (third on the team).
- Had a season-high 14 points (3-6 3FG) and three rebounds at Pitt (Jan. 4).
- Tied career highs with 14 points and six rebounds vs. Boston College (Jan. 19).
- Scored 13 points (5-7 FG, 3-3 3FG) at Miami (Feb. 15).

WILKINS, Isaiah

SEASON	TEAM	GP-GS	MIN/AVG	Field Goals		3-Point		F-Throws		Rebounds				Scoring						
				FG-FGA	FG%	3FG-FGA	3FG%	FT-FTA	FT%	OFF	DEF	TOT	AVG	PF-FO	AST	TO	BLK	STL	PTS	AVG
2018-19	Hokies	34-1	486/14.3	57-117	.487	22-54	.407	23-31	.742	31	47	78	2.3	37-0	20	20	2	18	159	4.7
2019-20	Hokies	32-5	458/14.3	49-144	.340	23-81	.284	16-22	.727	21	63	84	2.6	33-1	43	16	4	25	137	4.3
TOTAL		66-6	944/14.3	106-261	.406	45-135	.333	39-53	.736	52	110	162	2.5	70-1	63	36	6	43	296	4.5



30 EMMANUEL OKPOMO

FRESHMAN / 6-10 / 225 / C / JACKSON, MISS.

1.5 PPG | --- APG | 2.0 RPG | 100 % FT | 8.8 MPG

SEASON/CAREER HIGHS

POINTS

Career: 2, 3x - last at North Carolina (1/20/21)
 Season: 2, 3x - last at North Carolina (1/20/21)

REBOUNDS

Career: 4 at North Carolina (1/20/21)
 Season: 4 at North Carolina (1/20/21)

FIELD GOALS

Career: 1, 2x - last at North Carolina (1/20/21)
 Season: 1, 2x - last at North Carolina (1/20/21)

FIELD GOAL ATTEMPTS

Career: 1, 2x - last at North Carolina (1/20/21)
 Season: 1, 2x - last at North Carolina (1/20/21)

3-POINTERS

Career:
 Season:

3-POINT ATTEMPTS

Career:
 Season:

FREE THROWS

Career: 2 vs Delaware State (11/25/20)
 Season: 2 vs Delaware State (11/25/20)

FREE THROW ATTEMPTS

Career: 2 vs Delaware State (11/25/20)
 Season: 2 vs Delaware State (11/25/20)

ASSISTS

Career:
 Season:

TURNOVERS

Career: 3 vs Delaware State (11/25/20)
 Season: 3 vs Delaware State (11/25/20)

BLOCKS

Career: 1 vs Delaware State (11/25/20)
 Season: 1 vs Delaware State (11/25/20)

STEALS

Career: 2 vs Delaware State (11/25/20)
 Season: 2 vs Delaware State (11/25/20)

MINUTES

Career: 15 at North Carolina (1/20/21)
 Season: 15 at North Carolina (1/20/21)

2020-21 GAME-BY-GAME STATS

#30 OKPOMO, Emmanuel

Opponent	Date	GS	MIN	Total		3-Pointers		Free throws		Rebounds				PF						
				FG-FGA	PCT	3FG-3FGA	PCT	FT-FTA	PCT	OFF	DEF	TOT	AVG	A	T/O	BLK	STL	PTS	AVG	
Delaware St.	11/25/2020		07:35	0-0	.000	0-0	.000	2-2	1.000	2	0	2	2.0	2	0	3	1	2	2	2.0
Louisville	01/13/2021		03:06	0-0	.000	0-0	.000	0-0	.000	1	0	1	1.5	0	0	0	0	0	0	1.0
Virginia Tech	01/17/2021		09:04	1-1	1.000	0-0	.000	0-0	.000	0	1	1	1.3	2	0	0	0	1	2	1.3
at North Carolina	01/20/2021		15:24	1-2	.500	0-0	.000	0-0	.000	0	4	4	2.0	2	0	0	0	0	2	1.5
Totals		0	35:09	2-3	.667	0-0	.000	2-2	1.000	3	5	8	2.0	6	0	3	1	3	6	1.5

HIGHLIGHTS

- Played his final year at Oak Hill Academy (Va.).
- Led his team to a 37-3 record and a No. 3 national ranking.
- Led the team in field goal percentage and blocks.
- Averaged 7.6 points, 7.1 rebounds, and 3.1 blocks per game.
- Played his first three years of high school ball at Huntington Prep (W. Va.).
- Was a member of the MBA AAU program on the Adidas Grassroots Circuit.



31 BLAKE BUCHANAN

JUNIOR / 6-5 / 205 / F / DURHAM, N.C.

--- PPG | --- APG | 2.0 RPG | -- % FT | 4.1 MPG

SEASON/CAREER HIGHS

POINTS

Career: 2 vs. Saint Joseph's (11/15/18)
Season:

REBOUNDS

Career: 2 vs Delaware State (11/25/20)
Season: 2 vs Delaware State (11/25/20)

FIELD GOALS

Career:
Season:

FIELD GOAL ATTEMPTS

Career: 2 vs. Charlotte (12/6/18)
Season: 1 vs Delaware State (11/25/20)

3-POINTERS

Career:
Season:

3-POINT ATTEMPTS

Career: 1, 3x last Delaware State (11/25/20)
Season: 1 vs Delaware State (11/25/20)

FREE THROWS

Career: 2 vs. Saint Joseph's (11/15/18)
Season:

FREE THROW ATTEMPTS

Career: 2 vs. Saint Joseph's (11/15/18)
Season:

ASSISTS

Career: 1, 2x last at Penn St. 12/4/19)
Season:

TURNOVERS

Career:
Season:

BLOCKS

Career: 2 vs Charlotte (12/6/18)
Season:

STEALS

Career: 1 at Duke (1/11/20)
Season:

MINUTES

Career: 4 vs Delaware State (11/25/20)
Season: 4 vs Delaware State (11/25/20)

2020-21 GAME-BY-GAME STATS

#31 BUCHANAN, Blake

Opponent	Date	GS	MIN	Total		3-Pointers		Free throws		Rebounds				Other						
				FG-FGA	PCT	3FG-3FGA	PCT	FT-FTA	PCT	OFF	DEF	TOT	AVG	PF	A	T/O	BLK	STL	PTS	AVG
Delaware St.	11/25/2020		04:05	0-1	.000	0-1	.000	0-0	.000	0	2	2	2.0	0	0	0	0	0	0	0.0
Catawba	12/31/2020		02:35	0-0	.000	0-0	.000	0-0	.000	0	0	0	1.0	1	1	0	0	0	0	0.0
Totals		0	06:40	0-1	.000	0-1	.000	0-0	.000	0	2	2	1.0	1	1	0	0	0	0	0.0

2019-20 SEASON HIGHLIGHTS

- Appeared in seven games off the bench.
- Had an assist at Penn State (Dec. 4).
- Had a steal at Duke (Jan. 11).

BUCHANAN, Blake

				Field Goals		3-Point		F-Throws		Rebounds				Scoring						
SEASON	TEAM	GP-GS	MIN/AVG	FG-FGA	FG%	3FG-FGA	3FG%	FT-FTA	FT%	OFF	DEF	TOT	AVG	PF-FO	AST	TO	BLK	STL	PTS	AVG
2018-19	Wake	10-0	13/1.3	0-4	.000	0-2	.000	2-2	1.000	4	2	6	0.6	0-0	1	1	0	0	2	0.2
2019-20	Wake	7-0	8/1.2	0-0	.000	0-0	.000	0-0	.000	0	0	0	0.0	0-0	1	0	0	1	0	0.0
TOTAL		17-0	21/1.2	0-4	.000	0-2	.000	2-2	1.000	4	2	6	0.4	0-0	2	1	0	1	2	0.1



33

ODY OGUAMA

SOPHOMORE / 6-9 / 225 / F / RALEIGH N.C.

9.1 PPG | 0.9 APG | 4.3 RPG | 69.6 % FT | 22.5 MPG

SEASON/CAREER HIGHS

POINTS

Career: 16 vs. Boston College (1/19/20)
Season: 12 at Georgia Tech (1/3/21)

REBOUNDS

Career: 10 vs. Boston College (1/19/20)
Season: 7 at North Carolina (1/20/21)

FIELD GOALS

Career: 6 vs. Boston College (1/19/20)
Season: 6 at Georgia Tech (1/3/21)

FIELD GOAL ATTEMPTS

Career: 9, 2x - vs. Louisville (1/13/21)
Season: 9 vs. Louisville (1/13/21)

3-POINTERS

Career:
Season:

3-POINT ATTEMPTS

Career:
Season:

FREE THROWS

Career: 4, 3x - last at North Carolina (1/20/21)
Season: 4 at North Carolina (1/20/21)

FREE THROW ATTEMPTS

Career: 8 vs. Boston College (1/19/20)
Season: 4, 3x - last at North Carolina (1/20/21)

ASSISTS

Career: 2 at North Carolina (1/20/21)
Season: 2 at North Carolina (1/20/21)

TURNOVERS

Career: 3 (three times)
Season: 3 vs. Catawba (12/31/2020)

BLOCKS

Career: 3 (3 times)
Season:

STEALS

Career: 2 at Georgia Tech (1/3/21)
Season: 2 at Georgia Tech (1/3/21)

MINUTES

Career: 31 vs. Louisville (1/13/21)
Season: 31 vs. Louisville (1/13/21)

2020-21 GAME-BY-GAME STATS

#33 OGUAMA, Ody

Opponent	Date	GS	MIN	Total		3-Pointers		Free throws		Rebounds				PF	A	T/O	BLK	STL	PTS	AVG	
				FG-FGA	PCT	3FG-3FGA	PCT	FT-FTA	PCT	OFF	DEF	TOT	AVG								
Catawba	12/31/2020		19:04	2-5	.400	0-0	.000	3-4	.750	3	2	5	5.0	2	1	3	0	1	7	7.0	
at Georgia Tech	01/03/2021	*	28:46	5-7	.714	0-0	.000	2-3	.667	1	4	5	5.0	0	1	0	0	2	12	9.5	
at Virginia	01/06/2021	*	23:51	4-7	.571	0-0	.000	0-2	.000	1	3	4	4.7	3	1	0	0	0	8	9.0	
at Duke	01/09/2021	*	14:39	3-5	.600	0-0	.000	3-4	.750	1	0	1	3.8	5	1	2	0	1	9	9.0	
Louisville	01/13/2021	*	30:46	4-9	.444	0-0	.000	3-4	.750	3	3	6	4.2	3	0	2	1	1	11	9.4	
Virginia Tech	01/17/2021	*	20:21	4-6	.667	0-0	.000	1-2	.500	2	0	2	3.8	3	0	1	0	0	9	9.3	
at North Carolina	01/20/2021	*	20:17	2-6	.333	0-0	.000	4-4	1.000	5	2	7	4.3	4	2	1	0	1	8	9.1	
Totals			6	157:44	24-45	.533	0-0	.000	16-23	.696	16	14	30	4.3	20	6	9	1	6	64	9.1

2019-20 SEASON HIGHLIGHTS

- Academic All-ACC Team.
- Appeared in all 31 games, making 24 starts.
- Averaged 2.9 points and 3.9 rebounds per game.
- Second on the team with 24 blocks.
- Had 10 points and seven rebounds in his collegiate debut at Boston College (Nov. 6).
- Had 16 points (6-9 FG) and 10 rebounds vs. Boston College (Jan. 19) for first career double-double.
- Had eight points and eight rebounds vs. North Carolina (Feb. 11).

OGUAMA, Ody

		Field Goals		3-Point		F-Throws		Rebounds				Scoring									
SEASON	TEAM	GP-GS	MIN/AVG	FG-FGA	FG%	3FG-FGA	3FG%	FT-FTA	FT%	OFF	DEF	TOT	AVG	PF	FO	AST	TO	BLK	STL	PTS	AVG
2019-20	Wake	31-24	462/14.9	31-57	.544	0-0	.000	29-43	.674	47	73	120	3.9	84	3	25	24	9	91	2.9	
TOTAL		31-24	462/14.9	31-57	.544	0-0	.000	29-43	.674	47	73	120	3.9	84	3	25	24	9	91	2.9	



35 CARTER WHITT

FRESHMAN / 6-4 / 180 / G / RALEIGH, N.C.

4.7 PPG | 2.2 APG | 1.8 RPG | 83.3 % FT | 19.8 MPG

SEASON/CAREER HIGHS

POINTS

Career: 11 vs. Catawba (12/31/2020)
Season: 11 vs. Catawba (12/31/2020)

REBOUNDS

Career: 5 at Georgia Tech (1/3/21)
Season: 5 at Georgia Tech (1/3/21)

FIELD GOALS

Career: 4 vs. Catawba (12/31/2020)
Season: 4 vs. Catawba (12/31/2020)

FIELD GOAL ATTEMPTS

Career: 8, 2x - at Georgia Tech (1/3/21)
Season: 8, 2x - last at Georgia Tech (1/3/21)

3-POINTERS

Career: 1 vs. Catawba (12/31/2020)
Season: 1 vs. Catawba (12/31/2020)

3-POINT ATTEMPTS

Career: 2, 2x - last at Georgia Tech (1/3/21)
Season: 2, 2x - last at Georgia Tech (1/3/21)

FREE THROWS

Career: 2, 2x - last at Duke (1/9/21)
Season: 2, 2x - last at Duke (1/9/21)

FREE THROW ATTEMPTS

Career: 2, 3x - last at Duke (1/9/21)
Season: 2, 3x - last at Duke (1/9/21)

ASSISTS

Career: 4 vs. Catawba (12/31/2020)
Season: 4 vs. Catawba (12/31/2020)

TURNOVERS

Career: 7 at Duke (1/9/21)
Season: 7 at Duke (1/9/21)

BLOCKS

Career: 1, 2x - last at North Carolina (1/20/21)
Season: 1, 2x - last at North Carolina (1/20/21)

STEALS

Career: 3 at Duke (1/9/21)
Season: 3 at Duke (1/9/21)

MINUTES

Career: 29 at Duke (1/9/21)
Season: 29 at Duke (1/9/21)

2020-21 GAME-BY-GAME STATS

#35 WHITT, Carter

Opponent	Date	GS	MIN	Total		3-Pointers		Free throws		Rebounds				PF				PTS		AVG
				FG-FGA	PCT	3FG-3FGA	PCT	FT-FTA	PCT	OFF	DEF	TOT	AVG	A	T/O	BLK	STL	PTS	AVG	
Catawba	12/31/2020		25:08	4-8	.500	1-2	.500	2-2	1.000	0	1	1	1.0	3	4	2	0	0	11	11.0
at Georgia Tech	01/03/2021		23:25	3-9	.333	0-2	.000	0-0	.000	0	5	5	3.0	1	2	2	0	1	6	8.5
at Virginia	01/06/2021	*	21:13	0-2	.000	0-1	.000	1-2	.500	0	2	2	2.7	2	2	2	0	0	1	6.0
at Duke	01/09/2021	*	28:45	3-7	.429	0-1	.000	2-2	1.000	0	2	2	2.5	2	3	7	0	3	8	6.5
Virginia Tech	01/17/2021		14:22	1-5	.200	0-1	.000	0-0	.000	0	0	0	2.0	0	2	5	0	1	2	5.6
at North Carolina	01/20/2021		06:03	0-2	.000	0-1	.000	0-0	.000	0	1	1	1.8	1	0	5	0	0	0	4.7
Totals		2	118:56	11-33	.333	1-8	.125	5-6	.833	0	11	11	1.8	9	13	23	0	5	28	4.7

HIGHLIGHTS

- Top-ranked point guard in the state of North Carolina according to 247Sports.
 - Ranked the No. 10 point guard nationally.
 - Ranked the No. 64 player nationally.
- Ranked No. 86 in ESPN's Top 100 recruits.
- Ranked No. 63 in Rivals Top150 nationally.
- Ninth-highest rated recruit in Wake Forest history, during the 247 era.
- Named to the A/B Honor Roll every semester of high school.
- A three-year varsity starter at Leesville Road, Whitt averaged 22.3 points, 9.0 rebounds and 8.3 assists as a junior for a squad that finished 21-8 and won the Cap 7 Conference title. He earned first-team All-Cap 7 honors for his performance.
 - Named to the All-State team each year of high school at Leesville Road.
 - Overall for his career, Whitt was a three-time All-Conference selection and led Leesville Road to the State Quarterfinals twice and to the Cap 7 Conference title twice.
- On track to graduate in December and join the Deacs on campus in January.
- Whitt's father, Scott, is a Wake Forest graduate ('89).



45 ANTHONY MATHIS, JR

SENIOR / 6-1 / 185 / G / LOUISVILLE, KY.

--- PPG | --- APG | --- RPG | -- % FT | --- MPG

SEASON/CAREER HIGHS

POINTS

Career:
Season:

REBOUNDS

Career:
Season:

FIELD GOALS

Career:
Season:

FIELD GOAL ATTEMPTS

Career:
Season:

3-POINTERS

Career:
Season:

3-POINT ATTEMPTS

Career:
Season:

FREE THROWS

Career:
Season:

FREE THROW ATTEMPTS

Career:
Season:

ASSISTS

Career:
Season:

TURNOVERS

Career:
Season:

BLOCKS

Career:
Season:

STEALS

Career:
Season:

MINUTES

Career:
Season:

HIGHLIGHTS

- Joined the program as a walk-on in the summer of 2020.
- Transferred to Wake Forest his junior year from the United States Naval Academy.
- Played his freshman year at the Naval Academy.
- Scored 2,475 career points in high school at Kentucky Country Day.

GAME-BY-GAME STATS

Opponent	MP	FG-A	3G-A	FT-A	O-D-T	PF	A	TO	BS	ST	TP
Delaware St.	--	---	---	---	----	---	-	--	--	--	--



52 GRANT VAN BEVEREN

SOPHOMORE / 6-6 / 215 / F / ALPHARETTA, GA.

2.0 PPG | --- APG | 2.0 RPG | -- % FT | 4.1 MPG

SEASON/CAREER HIGHS

POINTS

Career: 2 - 2x - last vs Delaware State (11/25/20)
 Season: 2 vs Delaware State (11/25/20)

REBOUNDS

Career: 2 vs Delaware State (11/25/20)
 Season: 2 vs Delaware State (11/25/20)

FIELD GOALS

Career: 1 - 2x - last vs Delaware State (11/25/20)
 Season: 1 vs Delaware State (11/25/20)

FIELD GOAL ATTEMPTS

Career: 1 - 2x - last vs Delaware State (11/25/20)
 Season: 1 vs Delaware State (11/25/20)

3-POINTERS

Career:
 Season:

3-POINT ATTEMPTS

Career:
 Season:

FREE THROWS

Career:
 Season:

FREE THROW ATTEMPTS

Career:
 Season:

ASSISTS

Career:
 Season:

TURNOVERS

Career:
 Season:

BLOCKS

Career:
 Season:

STEALS

Career:
 Season:

MINUTES

Career: 4 vs Delaware State (11/25/20)
 Season: 4 vs Delaware State (11/25/20)

2020-21 GAME-BY-GAME STATS

#52 VAN BEVEREN, Grant

Opponent	Date	GS	MIN	Total		3-Pointers		Free throws		Rebounds				PF	A	T/O	BLK	STL	PTS	AVG
				FG-FGA	PCT	3FG-3FGA	PCT	FT-FTA	PCT	OFF	DEF	TOT	AVG							
Delaware St.	11/25/2020		04:05	1-1	1.000	0-0	.000	0-0	.000	0	2	2	2.0	0	0	0	0	0	2	2.0
Totals		0	04:05	1-1	1.000	0-0	.000	0-0	.000	0	2	2	2.0	0	0	0	0	0	2	2.0

HIGHLIGHTS

- Appeared six games during his freshman season.
- Scored first career points with a basket vs. Boston College (Jan. 19).
- Top rebounder in Georgia during his senior season at Chattahoochee High School.
- Averaged 16 points and 20 rebounds per game during senior year.

VAN BEVEREN, Grant

SEASON	TEAM	GP-GS	MIN/AVG	Field Goals		3-Point		F-Throws		Rebounds				Scoring						
				FG-FGA	FG%	3FG-FGA	3FG%	FT-FTA	FT%	OFF	DEF	TOT	AVG	PF-FO	AST	TO	BLK	STL	PTS	AVG
2019-20	Wake	6-0	4/0.7	1-1	1.000	0-0	.000	0-0	.000	0	0	0	0.0	0-0	0	0	0	0	2	0.3
TOTAL		6-0	4/0.7	1-1	1.000	0-0	.000	0-0	.000	0	0	0	0.0	0-0	0	0	0	0	2	0.3



55
MILES LESTER
R-JUNIOR / 6-0 / 180 / G / WICHITA, KAN.

--- PPG | 1.0 APG | --- RPG | -- % FT | 4.1 MPG

SEASON/CAREER HIGHS

POINTS

Career: 2 vs. Boston College (1/19/20)
Season:

REBOUNDS

Career:
Season:

FIELD GOALS

Career: 1 vs. Boston College (1/19/20)
Season:

FIELD GOAL ATTEMPTS

Career: 1 2x - last vs Delaware State (11/25/20)
Season: 1 vs Delaware State (11/25/20)

3-POINTERS

Career:
Season:

3-POINT ATTEMPTS

Career:
Season: 1 vs Delaware State (11/25/20)

FREE THROWS

Career:
Season:

FREE THROW ATTEMPTS

Career:
Season:

ASSISTS

Career:
Season: 1 vs Delaware State (11/25/20)

TURNOVERS

Career:
Season:

BLOCKS

Career:
Season:

STEALS

Career:
Season:

MINUTES

Career:
Season: 4 vs Delaware State (11/25/20)

2020-21 GAME-BY-GAME STATS

#55 LESTER, Miles

Opponent	Date	GS	MIN	Total		3-Pointers		Free throws		Rebounds				Other						
				FG-FGA	PCT	3FG-3FGA	PCT	FT-FTA	PCT	OFF	DEF	TOT	AVG	PF	A	T/O	BLK	STL	PTS	AVG
Delaware St.	11/25/2020		04:05	0-1	.000	0-1	.000	0-0	.000	0	0	0	0.0	1	1	0	0	0	0	0.0
Totals		0	04:05	0-1	.000	0-1	.000	0-0	.000	0	0	0	0.0	1	1	0	0	0	0	0.0

HIGHLIGHTS

- Transferred to Wake Forest after playing his freshman season at Rice.
- Appeared in seven games for the Deacs in 2019-20.
- Averaged 3.1 points per game for the Owls during the 2017-18 season.

LESTER, Miles

SEASON	TEAM	GP-GS	MIN/AVG	Field Goals		3-Point		F-Throws		Rebounds				Other				Scoring		
				FG-FGA	FG%	3FG-FGA	3FG%	FT-FTA	FT%	OFF	DEF	TOT	AVG	PF-FO	AST	TO	BLK	STL	PTS	AVG
2017-18	Rice	29-5	359/12.4	25-78	.321	20-53	.377	20-27	.741	4	32	36	1.2	18-0	46	32	0	8	90	3.1
2019-20	Wake	7-0	5/0.7	0-2	.000	0-0	.000	0-0	.000	0	1	1	0.1	0-0	0	0	0	0	0	0.0
TOTAL FOR Wake		7-0	5/0.7	0-2	.000	0-0	.000	0-0	.000	0	1	1	0.1	0-0	0	0	0	0	0	0.0
TOTAL		36-5	364/10.1	25-80	.313	20-53	.377	20-27	.741	4	33	37	1.0	18-0	46	32	0	8	90	2.5

2020-21 TEAM GAME-BY-GAME

Opponent	Date	Score	W	Total		3-Pointers		Free throws		Rebounds				PF	A	TO	BLK	STL	PTS	AVG
				FG-FGA	PCT	3FG-FGA	PCT	FT-FTA	PCT	OFF	DEF	TOT	AVG							
Delaware St.	11/25/2020	111-51	W	36-66	.545	14-31	.452	25-32	.781	16	33	49	49.0	21	21	15	3	20	111	111.0
Longwood	11/27/2020	71-60	W	24-49	.490	6-20	.300	17-22	.773	3	18	21	35.0	16	9	12	2	10	71	91.0
Catawba	12/31/2020	70-62	W	22-51	.431	6-23	.261	20-25	.800	6	31	37	35.7	23	14	16	1	7	70	84.0
at Georgia Tech	01/03/2021	54-70	L	22-53	.415	3-20	.150	7-11	.636	6	25	31	34.5	10	10	18	0	9	54	76.5
at Virginia	01/06/2021	61-70	L	23-45	.511	10-19	.526	5-11	.455	4	22	26	32.8	12	12	13	1	4	61	73.4
at Duke	01/09/2021	68-79	L	22-48	.458	6-20	.300	18-21	.857	8	17	25	31.5	16	8	15	2	7	68	72.5
Louisville	01/13/2021	65-77	L	21-57	.368	7-29	.241	16-18	.889	9	22	31	31.4	18	12	11	1	4	65	71.4
Virginia Tech	01/17/2021	60-64	L	22-60	.367	7-23	.304	9-15	.600	16	21	37	32.1	20	8	13	0	10	60	70.0
at North Carolina	01/20/2021	73-80	L	23-59	.390	13-34	.382	14-17	.824	10	26	36	32.6	16	14	20	2	5	73	70.3
Total		633		215-488	.441	72-219	.329	131-172	.762	78	215	293	32.6	152	108	133	12	76	633	70.3
Opponents		613		221-482	.459	55-174	.316	116-165	.703	72	216	288	32.0	149	117	135	33	72	613	68.1

Wake Forest Averages

Games Played	Points/game	FG Pct	3FG Pct	FT Pct	Rebounds/game	Assists/game	Turnovers/game	Assist/Turnover ratio	Steals/game	Blocks/game
9	70.3	44.1	32.9	76.2	32.6	12.0	14.8	0.8	8.4	1.3

2020-21 GAME-BY-GAME P/R/A

Opponent	Date	Score	W	0	1	2	4	10	11	13	20	23	25	30
				NEATH,JAHC	MUCIUS,ISA	JOHNSON,JA	WILLIAMSON	INGRAHAM,T	DUBOSE,IAN	ADAMS,QUAD	ANTONIO,JO	WILKINS,IS	MASSOUD,IS	OKPOMO,EMM
DSU	11/25/2020	111-51	W	6-6-6	9-5-0	16-7-2	7-3-2	19-5-1	8-5-4	11-2-1	12-1-0	10-4-3	9-1-1	2-2-0
LWU	11/27/2020	71-60	W	12-1-0	4-2-0	4-3-1	8-3-1	3-0-0	14-4-5	0-0-0	14-2-1	2-1-1	10-3-0	DNP
Cataw	12/31/2020	70-62	W	10-4-2	11-7-0	8-2-2	15-7-4	DNP	DNP	DNP	DNP	3-5-0	5-3-0	DNP
at GaTech	01/03/2021	54-70	L	7-2-2	21-5-0	0-3-0	6-2-4	DNP	DNP	DNP	0-3-1	0-0-0	2-3-0	DNP
at UVa	01/06/2021	61-70	L	0-0-1	14-7-0	0-0-0	8-1-4	DNP	DNP	DNP	14-4-0	3-3-3	13-3-1	DNP
at Duke	01/09/2021	68-79	L	0-2-0	9-3-0	5-3-1	17-2-2	DNP	DNP	0-1-0	3-0-0	0-1-1	17-8-0	DNP
LOU	01/13/2021	65-77	L	2-2-3	4-8-0	11-2-0	19-1-4	DNP	DNP	0-0-2	11-4-3	0-0-0	7-2-0	0-1-0
Hokies	01/17/2021	60-64	L	5-4-1	10-6-1	3-2-0	11-2-2	DNP	DNP	DNP	0-2-1	6-5-1	12-4-0	2-1-0
at UNC	01/20/2021	73-80	L	0-0-2	27-7-1	6-3-1	27-3-5	DNP	DNP	DNP	3-2-2	0-1-1	0-5-0	2-4-0

Opponent	Date	Score	W	31	33	35	52	55
				BUCHANAN,B	OGUAMA,ODY	WHITT,CART	VAN BEVERE	LESTER,MIL
DSU	11/25/2020	111-51	W	0-2-0	DNP	DNP	2-2-0	0-0-1
LWU	11/27/2020	71-60	W	DNP	DNP	DNP	DNP	DNP
Cataw	12/31/2020	70-62	W	0-0-1	7-5-1	11-1-4	DNP	DNP
at GaTech	01/03/2021	54-70	L	DNP	12-5-1	6-5-2	DNP	DNP
at UVa	01/06/2021	61-70	L	DNP	8-4-1	1-2-2	DNP	DNP
at Duke	01/09/2021	68-79	L	DNP	9-1-1	8-2-3	DNP	DNP
LOU	01/13/2021	65-77	L	DNP	11-6-0	DNP	DNP	DNP
Hokies	01/17/2021	60-64	L	DNP	9-2-0	2-0-2	DNP	DNP
at UNC	01/20/2021	73-80	L	DNP	8-7-2	0-1-0	DNP	DNP

NATIONAL RANKINGS

ASSOCIATED PRESS

1 Gonzaga (62)	14-0	1,598	1
2 Baylor (2)	12-0	1,538	2
3 Villanova	8-1	1,445	3
4 Iowa	12-2	1,420	5
5 Texas	11-2	1,289	4
6 Tennessee	10-1	1,242	10
7 Michigan	11-1	1,197	7
8 Houston	11-1	1,155	11
9 Kansas	10-3	1,072	6
10 Wisconsin	11-3	939	9
11 Creighton	10-3	833	8
12 Texas Tech	11-4	792	15
13 Virginia	9-2	778	18
14 West Virginia	9-4	732	13
15 Ohio State	11-3	631	21
16 Virginia Tech	11-2	536	20
17 Minnesota	11-4	507	23
18 Alabama	11-3	487	NR
19 Missouri	8-2	462	17
20 Clemson	9-2	354	12
21 Oregon	9-2	235	22
22 Illinois	9-5	232	14
23 Connecticut	7-1	209	25
24 UCLA	11-2	195	NR
25 Saint Louis	7-1	172	24

Others receiving votes: **Louisville 155**, Colorado 148, Oklahoma St. 119, **Florida St. 112**, Southern Cal 74, **Duke 43**, Drake 42, LSU 20, Boise St. 15, Xavier 7, Belmont 5, Michigan St. 3, Winthrop 3, Toledo 2, Utah St. 1, Purdue 1.

USA TODAY COACHES

1 Gonzaga (28)	14-0	772	1
2 Baylor (3)	12-0	747	2
3 Villanova	8-1	708	3
4 Iowa	12-2	659	8
5 Texas	11-2	612	4
6 Tennessee	10-1	598	10
7 Michigan	11-1	587	5
8 Houston	11-1	550	11
9 Kansas	10-3	490	7
10 Wisconsin	11-3	424	9
11 Creighton	10-3	372	6
12 Virginia	9-2	362	22
13 Texas Tech	11-4	327	15
14 Virginia Tech	11-2	274	20
15 West Virginia	9-4	272	14
16 Alabama	11-3	264	24
17 Minnesota	11-4	257	19
18 Ohio St.	11-3	234	NR
19 Missouri	8-2	228	16
20 UCLA	11-2	210	21
21 Oregon	9-2	189	17
22 Clemson	9-2	154	12
23 Colorado	11-3	111	NR
24 Illinois	9-5	110	13
25 Florida State	7-2	85	NR

Others receiving votes: **Louisville 84**; Connecticut 82; Saint Louis 66; Southern California 58; Oklahoma State 53; **Duke 36**; Boise St. 28; Drake 20; Xavier 16; Louisiana State 14; Richmond 9; Michigan St 4; San Diego St. 3; Toledo 2; Belmont 2; Tulsa 1; Rutgers 1.

SEASON RECORDS

Season Scoring Leaders

Rk.	Player	Points	Year
1.	Len Chappell	932	1961-62
2.	Dickie Hemric	746	1954-55
3.	Len Chappell	745	1960-61
4.	Charlie Davis	690	1970-71
5.	Dickie Hemric	680	1953-54
6.	Charlie Davis	664	1969-70
7.	Tim Duncan	645	1996-97
	Bob Leonard	645	1964-65
9.	Randolph Childress	644	1994-95
10.	Rodney Rogers	636	1992-93
11.	John Collins	632	2016-17

Season Rebound Leaders

Rk.	Player	Rebounds	Year
1.	Dickie Hemric	515	1954-55
2.	Len Chappell	470	1961-62
3.	Tim Duncan	457	1996-97
4.	Dickie Hemric	447	1951-52
5.	Dickie Hemric	424	1953-54
6.	Dickie Hemric	416	1952-33
7.	Tim Duncan	401	1994-95
8.	Tim Duncan	395	1995-96
9.	Len Chappell	393	1960-61
10.	Ronny Watts	352	1964-65

CAREER RECORDS

Career Scoring Leaders

Rk.	Player	Years	FG (3FGs)	FT	Points	Avg.
1.	Dickie Hemric	1952-55	841	905	2587	24.9
2.	Randolph Childress	1991-95	648 (329)	583	2208	18.4
3.	Len Chappell	1960-62	764	637	2165	24.9
4.	Tim Duncan	1994-97	790 (17)	520	2117	16.5
5.	Skip Brown	1974-77	846	342	2034	18.8

Career Rebounding Leaders

Rk.	Player	Years	Games	Rebounds	Avg.
1.	Dickie Hemric	1952-55	104	1,802	17.3
2.	Tim Duncan	1994-97	128	1,570	12.3
3.	Len Chappell	1960-62	87	1,213	13.9
4.	Devin Thomas	2013-16	125	1,061	8.5
5.	Rod Griffin	1975-78	107	947	8.9

THE LAST TIME WAKE FOREST...

WAKE INDIVIDUALS...

- **Scored 30 points:** Olivier Sarr (30), vs. Notre Dame (2/29/20)
- **Scored 35 points:** Justin Gray (38), at Maryland (1/15/06)
- **Scored 40 points:** Randolph Childress (40), vs. Duke (3/10/95) ACCT
- **Two players with 20 points:** Olivier Sarr (25) & Chaundee Brown (24) vs. Duke (2/25/20)
- **Two players with 25 points:** Daivien Williamson (27) & Isaiah Mucius (27) at N. Carolina (1/20/21)
- **Three players with 20 points:** Taron Downey (27), Eric Williams (23) & Chris Paul (22) vs. West Virginia (3/19/05) NCAA
- **20-point game off the bench:** Olivier Sarr (21), vs. Arizona (12/11/19)
- **A player with back-to-back 30-point games:** Jeff Teague, 30 at BYU (1/3/09); 34 vs. North Carolina (1/11/09)
- **One player scored in double figures:** vs. North Carolina (2/16/19)
- **No players scored in double figures:** at Georgia Tech (1/19/11)
- **Five players scored in double figures:** vs. Delaware State (11/25/20)
- **All five starters scored in double figures:** vs. Duke (2/25/20)
- **Six players scored in double figures:** vs. Long Beach State (11/29/19)
- **Had 15 rebounds:** Olivier Sarr (17) vs. Notre Dame (2/29/20)
- **Had 20 rebounds:** Devin Thomas (21) at NC State (2/13/16)
- **Had 25 rebounds:** Dickie Hemric (36) vs. Clemson (2/4/55)
- **Two players with 10 rebounds:** Olivier Sarr (17) & Chaundee Brown (10) vs. Notre Dame (2/29/20)
- **Two players with 15 rebounds:** Devin Thomas (17) and Dinos Mitoglou (16) vs. UMBC (11/13/15)
- **Double-Double:** Olivier Sarr (12 pts, 11 rebs) at North Carolina (3/3/20)
- **Two players had a double-double:** Olivier Sarr (30 pts, 17 rebs) & Chaundee Brown (15 pts, 10 rebs) vs. Notre Dame (2/29/20)
- **Three players had a double-double:** Al-Farouq Aminu (13 pts, 12 rebs), James Johnson (14 pts, 14 rebs) & L.D. Williams (15 pts, 10 rebs) vs. Baylor (11/30/08)
- **Double-Double with points and assists:** Brandon Childress (14 pts, 10 assts) vs. North Carolina (2/11/20)
- **Four Double-Doubles in a row:** Doral Moore (4 games), Feb. 7-17, 2018
- **Triple-Double:** Tim Duncan (14 pts, 15 rebs, 10 blocks) vs. Maryland (1/13/96)
- **20 points and 20 rebounds:** Eric Williams (22 pts, 20 rebs) at Clemson (1/11/06)
- **10 assists:** Brandon Childress (10), vs. North Carolina (2/11/20)
- **5 Blocked Shots:** Olivier Sarr (5), at Charlotte (11/17/19)
- **5 Steals:** Isaiah Wilkins (5) vs Delaware State (11/25/20)
- **Led WF in Points, Rebounds and Assists:** Daivien Williamson vs Catawba (12/31/20)
- **Led WF in Points, Rebounds, Assists, Steals and Blocks:** Olivier Sarr vs. Virginia Tech (1/14/20)
- **Hit a last second shot to win a game (1.0 or later):** Devin Thomas, at Richmond (12/28/14), tip-in as time expired in regulation to win 65-63
- **Played the entire game:** Andrien White vs. Virginia (1/26/20)
- **Played 40 or more minutes:** Brandon Childress (45) and Chaundee Brown (42) vs. Duke (2/25/20)

WAKE TEAM...

- **Won in Overtime:** Feb. 25, 2020, Won 113-101 in 2OT vs. Duke
- **Lost in Overtime:** Jan. 26, 2020, Lost 65-63 vs. Virginia
- **Played Two Overtimes:** Feb. 25, 2020, Won 113-101 in 2OT vs. Duke
- **Played Three Overtimes:** Dec. 20, 2003, Won 119-114 in 3OT at North Carolina
- **Shot 70 percent for a Half:** 70.0% (14-20), vs. UNC Asheville (11/13/19), 2nd half
- **Shot 60 percent in a Game:** 70.2% (33-47), vs. UNC Asheville (11/13/19)
- **Shot less than 30 percent in a Game:** 29.3% (17-58), at Penn State (12/4/19)
- **Shot 90 percent from the free throw line:** 96.0% (24-25) vs. Long Beach State (11/29/19)
- **Shot 50 percent from 3-point line:** 52.6% (10-19) at Virginia (1/6/21)
- **Shot less than 30 percent in a half:** 22.5% (7-31), vs. Virginia Tech (1/17/21), 1st half
- **Shot less than 20 percent in a half:** 19.0% (4-21), at Georgia Tech (1/19/11)
- **Shot 55 percent or better and lost:** 56.4% (31-55) vs. Houston Baptist (11/23/18)
- **Attempted 50 FTs:** 50, vs. Duke (2/25/20)
- **Made 30 FTs:** 37 (of 50), vs. Duke (2/25/20)
- **Made 10+ 3-pt FGs:** 13, at North Carolina (1/20/21)
- **Failed to make a 3-pt FG:** at NC State (2/20/10)
- **Had 50 rebounds:** 50, vs. Cornell (1/2/19)
- **Had 25 assists:** 28, at East Carolina (12/22/08)
- **Had 15+ steals:** 20, vs. Delaware State (11/25/20)
- **Had 10 blocks:** 10, at Charlotte (11/17/19)
- **Scored 50 pts in a half:** 59, vs. Delaware State (11/25/20), 1st half
- **Scored 60 pts in a half:** 67, vs. LSU (12/22/16), 2nd half
- **Scored 100 pts (ACC):** 113, vs. Duke (2/25/20)
- **Scored 100 pts (non-conf):** 111, vs. Delaware State (11/25/20)
- **Scored under 20 pts in 1st half:** 18, at Clemson (2/3/19)
- **Scored under 20 pts in 2nd half:** 19, at Clemson (2/3/19)
- **Scored under 50 pts in a game:** 37, at Clemson (2/3/19)
- **Never trailed:** vs. North Carolina (2/11/20)

THE LAST TIME AN OPPONENT...

OPPONENT INDIVIDUALS...

- **Scored 30 points:** Paul Scruggs (30), Xavier (12/14/19)
- **Scored 35 points:** Anthony Barber (38), at NC State (2/13/16)
- **Scored 40 points:** J.R. Reynolds (40), at Virginia (1/21/07)
- **Two players with 20 points:** Cole Anthony (28) and Garrison Brooks (25), at North Carolina (3/3/20)
- **Two players with 25 points:** Cole Anthony (28) and Garrison Brooks (25), at North Carolina (3/3/20)
- **Three players with 20 points:** Martin Geben (22), Matt Farrell (21) & TJ Gibbs (20), Notre Dame (2/24/18)
- **20-point game off the bench:** Cole Anthony (28) and Garrison Brooks (25), at North Carolina (3/3/20)
- **One player scored in double figures:** Clemson (2/1/20)
- **No players scored in double figures:** at Richmond (12/22/05)
- **Five players scored in double figures:** at Virginia (1/6/21)
- **All five starters scored in double figures:** at Virginia (1/6/21)
- **Six players scored in double figures:** at NC State (3/6/20)
- **Had 15 rebounds:** John Mooney (17), Notre Dame (2/29/20)
- **Had 20 rebounds:** Horace Grant (20), at Clemson (2/18/87)
- **Had 25 rebounds:** Len Elmore (26), at Maryland (2/27/74)
- **Two players with 10 rebounds:** Samuel Williamson (11) & Carlik Jones (10), Louisville (1/13/21)
- **Double-Double:** Carlik Jones (23 pts, 10 rebs), Louisville (1/13/21)
- **Two players had a double-double:** Samuel Williamson (15 pts, 11 rebs) & Carlik Jones (23 pts, 10 rebs), Louisville (1/13/21)
- **Three players had a double-double:** Raymond Felton (22 pts, 11 assts), Sean May (15 pts, 11 rebs) & Jawad Williams (17 pts, 12 rebs), at North Carolina (12/20/03)
- **Double-Double with points and assists:** Markell Johnson (13 pts, 10 assts), at NC State (3/6/20)
- **Triple-Double:** Tu Holloway (14 pts, 10 rebs, 14 assts), at Xavier (12/18/10)
- **20 points and 20 rebounds:** Horace Grant (33 pts, 20 rebs), at Clemson (2/18/87)
- **10 assists:** Markell Johnson (10), at NC State (3/6/20)
- **5 Blocked Shots:** Mike Watkins (5), at Penn State (12/4/19)
- **5 Steals:** Reece Beekman (5), at Virginia (1/6/21)
- **Led Opponent in Points, Rebounds and Assists:** Sam Hauser, at Virginia (1/6/21)
- **Hit a last second shot to win a game:** Darius Thompson, Virginia (1/26/16), 3-pointer as time expired in regulation to win 72-71

OPPONENT TEAM...

- **Shot 70 percent for a Half:** 74.1% (20-27), North Carolina (2/16/19)
- **Shot 60 percent in a Game:** 62.3% (38-61), North Carolina (2/16/19)
- **Shot less than 30 percent in a Game:** 26.4 (14-53), Delaware State (11/15/20)
- **Shot 90 percent from the free throw line:** 91.2% (31-34), Duke (2/25/20)
- **Shot 50 percent from 3-point line:** 50.0% (14-28), at Louisville (2/5/20)
- **Shot less than 30 percent in a half:** 21.4% (6-28), Delaware State (11/25/20), 2nd half
- **Shot less than 20 percent in a half:** 16.7% (4-24), Pitt (2/22/17), 2nd half
- **Shot 55 percent or better and lost:** 60.0% (24-40), Richmond (12/22/06)
- **Attempted 50 FTs:** 50, Boston College (2/8/06)
- **Made 30 FTs:** 31 (of 34), Duke (2/25/20)
- **Made 10 3-pt FGs:** 10, at North Carolina (3/3/20)
- **Failed to make a 3-pt FG:** Virginia (1/31/04)
- **Had 50 rebounds:** 52, at Penn State (12/4/19)
- **Had 25 assists:** 27, at Maryland (2/5/11)
- **Had 15 steals:** 15, Syracuse (3/2/19)
- **Had 10 blocks:** 10, at Clemson (2/3/19)
- **Scored 50 pts in a half:** 58, at North Carolina (3/3/20), 2nd half
- **Scored 60 pts in a half:** 62, Virginia Tech (3/8/17), 2nd half ACCT
- **Scored 70 pts in a half:** 74, at NC State (3/5/83), 2nd half
- **Scored 100 pts (ACC):** 101, Duke (2/25/20)
- **Scored 100 pts (non-conf):** 111, West Virginia (3/19/05) NCAA
- **Scored under 20 pts in 1st half:** 19, Clemson (2/1/20)
- **Scored under 20 pts in 2nd half:** 17, at East Carolina (1/2/19)
- **Scored under 50 pts in a game:** 44, Clemson (2/1/20)

FORBES FILE



- Wake Forest Director of Athletics John Currie named Steve Forbes the 23rd head coach of Wake Forest basketball on April 30, 2020.
- Coach Forbes is a proven winner and builder of championship cultures with a 260-77 (.722) overall record in his five years as the head coach at East Tennessee State and at three previous community college head coaching stints.
- ETSU won 130 games and two SoCon championships during his tenure, while all 22 of his seniors earned their ETSU degrees.
- Forbes joined elite company in 2018-19, becoming one of just 10 active Division I head coaches who have reached the 100-win mark in their first four seasons.
- Forbes won at least 24 games in each of his five seasons as the head coach for the Buccaneers while finishing third or better in the SoCon every year.
- During the 2019-20 season, ETSU was having its best season in program history before the cancellation of the NCAA Tournament. The Bucs finished with a 30-4 record and SoCon regular season and tournament titles.
- Forbes earned conference coach of the year along with the Hugh Durham Award, given to the most outstanding mid-major coach in the country.
- During his time as an assistant, the Vols ascended to their first No. 1 overall ranking in program history in 2008 while winning a program record 31 games. In 2015, Wichita State won a NCAA record 35-straight games to start the season, earning the first No. 1 seed in program history.
- Forbes also spent two record-breaking seasons in College Station, Texas (2004-06) when Texas A&M set a program record for Big 12 Conference wins. Picked to finish last in the Big 12 prior to the 2004-05 season, the Aggies won their first 11 games and went on to a 21-10 record and an appearance in the National Invitation Tournament. In 2005-06, Texas A&M advanced to the NCAA Tournament for the first time since 1987 while recording a 22-9 record, the third-most wins in school history.
- A native of Lone Tree, Iowa, Forbes graduated from Southern Arkansas University with a degree in secondary education in 1988.

PERSONAL INFORMATION

Born: March 22, 1965
Hometown: Lone Tree, Iowa
Education: Southern Arkansas, '88 (B.S., Secondary Education)
Wife: Johnetta
Children: Elizabeth, Christopher, Johnathon

COACHING CAREER

2020-Pres.	Wake Forest	Head Coach
2015-20	ETSU	Head Coach
2013-15	Wichita State	Assistant Coach
2011-13	NW Florida State	Head Coach
2006-11	Tennessee	Assistant Coach
2004-06	Texas A&M	Assistant Coach
2003-04	Illinois State	Assistant Coach
2000-03	La. Tech	Assistant Coach
1998-99	Idaho	Assistant Coach
1995-98	Barton County CC	Head Coach
1991-95	Southwestern CC	Head Coach

WHAT THEY'RE SAYING...

"He's one of my very closest friends. We go way, way back to when we were both just starting out. I think Wake has got themselves one of the best coaches in the country. The guy has worked his way up and been in a lot of different places and had a lot of success. I'm super excited for Coach Forbes and for Wake Forest as well. It's going to be a great hire for them." -Nick Nurse, Toronto Raptors head coach

"Steve Forbes is a terrific choice for Wake Forest. He is a fine teacher of the game and a proven winning coach. Coach Forbes built a sustained winner at East Tennessee State, and I have no doubt he'll do the same at Wake Forest." -Jay Bilas, ESPN

"Coach Forbes is one the best coaches I've played for and he's an even better person when you get to know him. I'm so happy that he's getting his shot. There's nobody who deserves it more than him." -Fred VanVleet, Toronto Raptors guard and former Wichita State player under Forbes

"Steve is certainly a tremendous basketball coach, but that tells only part of his story. He is also a great family man, a fabulous relationship builder and a very likeable person. Wake Forest will enjoy his teams for how hard they compete and will cherish his tenure leading their basketball program."- Gregg Marshall, Wichita State head men's basketball coach

Year	School	Record	Pct.	Conf.	Pct.	Postseason
2020-21	Wake Forest					
2019-20	ETSU	30-4	.882	16-20	.889	
2018-19	ETSU	24-10	.705	13-5	.722	CIT First Round
2017-18	ETSU	25-9	0.735	14-4	.778	
2016-17	ETSU	27-8	0.771	14-4	0.778	NCAA First Round
2015-16	ETSU	24-12	0.666	14-4	0.778	Vegas 16 Semifinals
2012-13	NW Florida State	30-4	0.882	11-1	0.916	NJCAA DI National Runner-Up
2011-12	NW Florida State	32-2	0.941	11-1	0.916	NJCAA DI National Runner-Up
1997-98	Barton County CC	29-4	0.878	14-2	0.875	
1996-97	Barton County CC	24-8	0.750	11-5	0.687	
1995-96	Barton County CC	15-16	0.937	5-7	0.416	
1991-95	Southwestern CC	36-29	0.805			

ASSISTANT COACHING STAFF



ASSISTANT COACH
BROOKS SAVAGE

Brooks Savage joined the Wake Forest basketball staff in May 2020 after a highly-successful five-year stint as an assistant coach at East Tennessee State University alongside head coach Steve Forbes.

During his five seasons in Johnson City, Savage helped the Buccaneers compile an overall record of 130-43 (.751) and a Southern Conference record of 71-19 (.789). The Bucs earned a pair of first place finishes in the Southern Conference and NCAA Tournament berths in 2017 & 2020. During his five seasons with the Bucs, ETSU reached the SoCon Tournament championship game four times.

Prior to ETSU, Savage coached at Chattanooga from 2013-2015. He helped the Mocs to a 40-25 record in his two seasons, finishing 2nd in the SoCon both seasons. During his seven years in the Southern Conference, his teams posted a 98-26 (79%) conference record finishing in the Top 3 each year.

Before UTC, Savage entered the D1 Assistant ranks in the Big South conference by helping lead Presbyterian College through the Division 1 transition during the 2012-13 season. This followed a championship year in 2011-12 as an Assistant at Northwest Florida State College where the Raiders 32 wins set a school record, won the Panhandle Conference title and finished as the National Runner-Up.

Over Savage's nine years as an assistant coach his teams have amassed a record of 210-92 overall while finishing first or second in conference play in seven of those nine seasons. He was also named one of "50 Impactful Mid-Major Assistants" by Silver Waves Media in 2020.

A 2008 graduate of Tennessee, Savage holds both bachelor's and master's degrees in sports management/business. As an undergrad, he worked as a student manager and graduate assistant from 2004-10 and was a part of five Volunteer NCAA Tournament teams in his six seasons. Savage and his wife Lauren are the parents of a daughter, Waverly.



ASSISTANT COACH
BJ MCKIE

BJ McKie, a former All-SEC player at South Carolina, joined the Wake Forest basketball staff in May 2020 after coaching alongside Steve Forbes for three seasons at East Tennessee State. McKie joined the ETSU staff prior to the 2017-18 season after a 15-year professional playing career.

McKie is the most decorated player in South Carolina basketball history. The SEC Freshman of the Year in 1996, he became just the 12th player in league history to be named first team All-SEC by the Associated Press in three seasons. The two-year captain played in 123 consecutive games at guard for the Gamecocks, scoring in double figures in 111 games and collecting 38 games with 20 or more points. McKie was third in the SEC in scoring as a senior in 1999 with a 17.3 average. He helped the Gamecocks to the NCAA Tournament in 1997 and 1998 and represented South Carolina as an SEC Legend in 2011. McKie is one of just five Gamecock players to have his jersey retired after having scored 2,119 points at USC, the most of any Gamecock in school history.

Following his playing career, the Norfolk, Va. native played professionally both in the U.S. and overseas. McKie was a 2001 CBA All-Star while playing with the Connecticut Pride and spent time playing in France, Cyprus, Italy, and Israel while being named a Player of the Year in Germany.

He started his coaching career at Charleston Southern in 2011 and spent six years alongside head coach Barclay Radebaugh. McKie was a part of two CSU Big South regular season championship teams and helped the Bucs to a pair of NIT berths. He helped guide CSU to its winningest season in school history in 2015 and was promoted to associate head coach following the season.

McKie and his wife, the former Brittany Brooks, have a son Justin who played basketball at South Carolina and was a member of USC's 2017 Final Four team. BJ and Brittany also welcomed their daughter, Brielle Tonya McKie, in August of 2020.



ASSISTANT COACH
RANDOLPH CHILDRESS

Former Demon Deacon All-American basketball player and ACC legend Randolph Childress will enter his 10th season with the Wake Forest athletic department and his ninth season as a member of the basketball staff in 2020-21. He is the lone holdover from the Deacs previous coaching staff.

Childress began his tenure on the Demon Deacon basketball staff in 2012-13 as the program's Director of Player Development. After that season, he has been a member of the Deacs coaching staff since.

One of the most iconic players in Demon Deacon history, Childress had a standout career at Wake Forest from 1990-95. He earned All-American honors as a junior in 1994 and again as a senior in 1995. In 1995, Childress was named ACC Tournament MVP after leading the Deacons to their first conference title in 33 years.


Childress is the school's all-time leader in 3-point field goals and ranks sixth in ACC history with 329 3-point field goals made. His 2,208 career points rank second in Wake Forest history and his No. 22 jersey hangs in the rafters of the LJV Coliseum as one of 11 numbers retired by the basketball program.

In 1995, he led the Deacons to their first ACC Tournament title since 1962, earning Tournament MVP honors after hitting the game-winning jumper against North Carolina with four seconds remaining in overtime. Childress ended the 1995 ACC Tournament with a combined 107 points scored, breaking the previous Tournament record which had stood for 38 seasons.

Childress was inducted into the Wake Forest Sports Hall of Fame in 2011 and was honored as an ACC Tournament Legend during the 2012 conference tournament in Atlanta.

The Washington, D.C. native played professionally for 16 seasons, including two seasons in the NBA with the Portland Trailblazers and the Detroit Pistons. He was selected in first round of the 1995 NBA Draft by Detroit with the 19th overall selection. Childress went overseas to continue his basketball career and played two seasons in Turkey and one in France before embarking on an extensive career in Italy that began in 2000. He played for various teams in the Italian league, concluding his career with San Severo in 2010-11.

Childress graduated from Wake Forest in 1995 with a degree in communication. He has two sons, Brandon and Deven, and a daughter, Kayla. Childress and his wife, Tabetha, were married in 2018. Brandon played for the Demon Deacons from 2017-20, scoring 1,415 career points, as Randolph and Brandon are the highest scoring father/son duo in ACC history with 3,623 combined points.



DIRECTOR OF OPERATIONS
FRANK DAVIS

Frank Davis joined the Wake Forest basketball staff in May 2020 as the Director of Basketball Operations. Davis spent the last three seasons as the director of operations on Steve Forbes' staff at East Tennessee State after having started his career as an assistant coach at Tennessee Tech.

Davis is Tennessee Tech's all-time three-point shooting leader with 251 triples during his playing career from 2006-10. He finished his career by appearing in 125 games, the second-most in school history, and scoring 1,118 career points. Davis excelled in the classroom as well, being named to the Ohio Valley Conference Commissioner's Honor Roll four times.

As a coach, Davis was instrumental in Tennessee Tech's 2015-16 season in which the Golden Eagles went 19-12 and returned to the postseason for the first time in four seasons. Following that season, Davis was named one of 30 assistant coaches to be recognized by the National Association of Basketball Coaches (NABC) on its 30-Under-30 team.

Davis is a native of Gainesville, Ga. and a 2010 graduate of Tennessee Tech with a bachelor's degree in exercise science and physical wellness and a Master of Arts in elementary and secondary physical education in 2013.

He is married to the former Allison Price who was a three-year starter at guard for the Tennessee Tech women's basketball team, and they are the proud parents of their son Cameron.

BOX SCORES



GAME 1 DELAWARE STATE WAKE FOREST

51
111

NOV. 25 - LJVM - ACCNX

Delaware State	Min	FG	FT	R	A	TP
1 D'Marco Baucum*	26:14	1-2	1-2	2	3	3
15 Ameer Bennett*	27:03	2-4	0-2	5	3	5
24 Zach Kent*	23:53	3-9	2-3	0	1	9
4 Pinky Wiley*	33:25	2-12	5-6	4	1	11
12 Dominik Fragala*	30-48	2-12	2-3	2	3	8
3 Martaz Robinson	29:33	2-6	5-6	5	3	10
10 Ronald Lucas	14:24	0-1	0-0	2	0	0
50 Christopher Smith	14:40	2-7	1-2	2	0	5

Wake Forest	Min	FG	FT	R	A	TP
1 Isaiah Mucius*	15:18	2-4	5-6	5	0	9
25 Ismael Massoud*	12:53	3-8	0-0	1	1	9
2 Jalen Johnson*	22:24	5-8	2-2	7	2	16
4 Daivien Williamson*	21:18	3-6	1-3	3	2	7
11 Ian DuBose*	22:57	3-7	0-0	5	4	8
0 Jahcobi Neath	20:59	1-6	4-4	6	6	6
23 Isaiah Wilkins	21:51	3-4	3-4	4	3	10
20 Jonah Antonio	14:24	4-8	0-0	1	0	12
10 Tariq Ingraham	17:03	7-7	5-5	5	1	19
30 Emmanuel Okpomo	7:35	0-0	2-2	2	0	2
13 Quadry Adams	11:03	4-5	3-6	2	1	11
31 Blake Buchanan	4:05	0-1	0-0	2	0	0
52 Grant van Beveren	4:05	1-1	0-0	2	0	2
55 Miles Lester	4:05	0-1	0-0	0	1	0

Points from	DSU	WFU
Turnovers	15	34
Paint	10	38
Second Chance	15	17
Fast Breaks	13	17
Bench	15	62

Period by Period Scoring	First	Second	Total
DSU	30	21	51
WFU	59	52	111



GAME 3 CATAWBA WAKE FOREST

60
72

DEC. 31 - LJVM - ACCN

Catawba	Min	FG	FT	R	A	TP
30 Ben Bowen*	34:44	5-6	0-0	9	0	12
3 Larry McLeod*	36:02	6-12	2-2	4	0	14
12 Terrance Whitfield*	32:47	5-15	4-7	6	1	16
14 Taquwain Drummond*	34:27	3-12	4-6	8	2	10
23 Caleb Robinson*	9:29	0-2	0-2	1	0	0
13 Carter Phillips	29:59	1-5	5-6	3	4	8
20 Anthony Peacock	06:16	0-2	0-0	2	2	0
2 Todd Burton	09:59	0-2	0-0	1	1	0
15 Bernard Pelote	06:17	0-0	2-2	1	0	2

Wake Forest	Min	FG	FT	R	A	TP
1 Isaiah Mucius*	23:43	3-8	5-7	7	0	11
25 Ismael Massoud*	16:52	2-5	0-0	3	0	5
0 Jahcobi Neath*	20:04	3-7	4-4	4	2	10
2 Jalen Johnson*	29:11	3-6	0-0	2	2	8
4 Daivien Williamson*	37:15	4-9	5-7	7	4	15
23 Isaiah Wilkins	26:08	1-3	1-1	5	0	3
33 Ody Oguama	19:04	2-5	3-4	5	1	7
35 Carter Whitt	25:08	4-8	2-2	1	4	11
31 Blake Buchanan	02:35	0-0	0-0	0	1	0

Points from	CC	WFU
Turnovers	18	13
Paint	26	32
Second Chance	11	7
Fast Breaks	6	10
Bench	10	21

Period by Period Scoring	First	Second	Total
CC	30	32	60
WFU	32	38	72



GAME 2 LONGWOOD WAKE FOREST

60
71

NOV. 27 - LJVM - ACCN

Longwood	Min	FG	FT	R	A	TP
00 Leslie Nkereuwem*	25:00	4-6	0-0	4	1	8
1 Christian Wilson*	25:17	3-5	2-3	5	1	9
35 Jesper Granlund*	32:15	2-5	0-0	1	0	4
11 Justin Hill*	29:47	5-8	1-2	2	4	11
55 Juan Munoz*	33:54	4-11	3-4	7	1	13
4 Zac Watson	11:20	2-3	0-0	4	0	4
23 Jermaine Drewey	18:15	0-0	3-4	2	1	3
50 Nate Literas	12:18	0-3	0-0	3	0	0
5 Bennett Mohn	8:14	2-2	0-0	1	0	6
10 Ilija Stefanovic	3:40	0-0	2-2	0	0	2

Wake Forest	Min	FG	FT	R	A	TP
1 Isaiah Mucius*	23:42	2-7	0-1	2	0	4
25 Ismael Massoud*	16:54	2-6	5-5	3	0	10
2 Jalen Johnson*	20:16	1-4	2-4	3	1	4
4 Daivien Williamson*	33:04	3-6	2-3	3	1	8
11 Ian DuBose*	31:58	4-7	5-6	4	5	14
0 Jahcobi Neath	22:58	5-7	2-2	1	0	12
23 Isaiah Wilkins	20:49	1-3	0-0	1	1	2
10 Tariq Ingraham	7:18	1-2	1-1	0	0	3
20 Jonah Antonio	22:17	5-7	0-0	2	1	14
13 Quadry Adams	00:53	0-0	0-0	0	0	0

Points from	Longwood	WFU
Turnovers	15	25
Paint	32	32
Second Chance	4	1
Fast Breaks	6	11
Bench	15	31

Period by Period Scoring	First	Second	Total
Longwood	34	26	60
WFU	34	37	71



GAME 4 WAKE FOREST GEORGIA TECH

54
70

JAN. 3 - MCCAMISH PAV. - ACCN

Wake Forest	Min	FG	FT	R	A	TP
1 Isaiah Mucius*	28:31	9-16	2-4	5	0	21
33 Ody Oguama*	28:46	6-8	2-3	5	1	14
0 Jahcobi Neath*	25:58	2-5	2-2	2	2	7
2 Jalen Johnson*	12:10	0-1	0-0	3	0	0
4 Daivien Williamson*	29:36	2-7	1-2	2	4	6
25 Ismael Massoud	18:04	1-3	0-0	3	0	2
35 Carter Whitt	23:25	2-8	0-0	5	2	4
23 Isaiah Wilkins	09:54	0-0	0-0	0	0	0
20 Jonah Antonio	23:36	0-5	0-0	3	1	0

Georgia Tech	Min	FG	FT	R	A	TP
10 Jose Alvarado*	35:49	9-14	5-5	4	2	25
3 Bubba Parham*	30:28	3-6	0-0	3	3	8
0 Michael Devoe*	32:46	6-14	1-2	6	1	17
5 Moses Wright*	32:00	4-7	0-1	6	5	8
4 Jordan Usher*	30:38	0-3	1-2	8	0	1
12 Khalid Moore	19:09	1-2	2-4	3	1	4
1 Kyle Sturdivant	11:29	3-5	0-0	1	0	7
2 Saba Gigiberia	02:55	0-0	0-0	1	0	0
24 Rodney Howard	03:39	0-1	0-0	1	0	0
14 David Didenko	01:07	0-0	0-0	0	0	0

Points from	WFU	GT
Turnovers	10	26
Paint	30	30
Second Chance	6	2
Fast Breaks	6	25
Bench	6	11

Period by Period Scoring	First	Second	Total
WFU	21	33	54
GT	35	35	70

WAKE FOREST MEN'S BASKETBALL



GAME 5
WAKE FOREST
VIRGINIA

61
70

JAN. 6 - PJJ ARENA - ACCN

Wake Forest	Min	FG	FT	R	A	TP
1 Isaiah Mucius*	35:19	5-12	3-3	7	0	14
33 Ody Oguama*	23:51	4-7	0-2	4	1	8
20 Jonah Antonio*	30:17	5-8	0-0	4	0	14
23 Isaiah Wilkins*	14:46	1-1	0-0	3	3	3
35 Carter Whitt*	09:29	0-2	1-2	2	2	1
4 Davien Williamson	32:16	4-8	0-0	1	4	8
25 Ismael Massoud	19:15	4-7	1-4	3	1	13
0 Jahcobi Neath	13:20	0-0	0-0	0	1	0
2 Jalen Johnson	09:43	0-0	0-0	0	0	0

Virginia	Min	FG	FT	R	A	TP
10 Sam Hauser*	35:37	7-13	1-2	11	3	16
30 Jay Huff*	24:21	4-7	2-2	3	0	11
0 Kihei Clark*	40:00	5-8	0-0	1	3	10
2 Reece Beekman*	36:42	4-8	3-4	1	3	12
25 Trey Murphy III*	38:00	4-8	2-2	1	2	13
4 Justin McKoy	13:52	3-4	0-0	5	0	6
21 Kadin Shedrick	03:18	1-2	0-0	0	2	2
53 Tomas Woldetensae	08:10	0-2	0-0	2	0	0

Points from	WFU	UVA
Turnovers	11	15
Paint	20	38
Second Chance	6	4
Fast Breaks	5	5
Bench	21	8

Period by Period Scoring	First	Second	Total
WFU	39	22	61
UVA	34	36	70



GAME 7
LOUISVILLE
WAKE FOREST

77
65

JAN. 13 - LJVM - ACCN

Louisville	Min	FG	FT	R	A	TP
10 Samuel Williamson*	33:59	5-7	2-4	11	1	15
14 Dre Davis*	29:26	6-9	3-5	2	1	15
24 Jae'Lyn Withers*	08:58	2-2	0-0	1	0	4
1 Carl'ik Jones*	36:16	9-20	4-4	10	3	23
13 David Johnson*	25:48	2-8	0-0	2	9	5
12 JJ Taylor	21:23	3-5	1-2	2	0	7
11 Quinn Slazinski	20:33	1-1	2-2	5	1	5
20 Josh Nickelberry	18:18	1-5	0-0	1	0	3
23 Gabe Wiznitzer	04:20	0-0	0-0	0	0	0
21 Charles Minlend	00:59	0-0	0-0	0	0	0

Wake Forest	Min	FG	FT	R	A	TP
1 Isaiah Mucius*	26:00	2-9	0-0	8	0	4
33 Ody Oguama*	30:46	4-9	3-4	6	0	11
0 Jahcobi Neath*	18:38	1-2	0-0	2	3	2
4 Davien Williamson*	37:37	6-13	6-6	1	4	19
20 Jonah Antonio*	34:21	2-7	5-5	4	3	11
2 Jalen Johnson	27:16	4-11	0-1	2	0	11
25 Ismael Massoud	13:25	2-6	2-2	2	0	7
23 Isaiah Wilkins	05:41	0-0	0-0	0	0	0
13 Quadry Adams	03:10	0-0	0-0	0	2	0
30 Emmanuel Okpomo	03:06	0-0	0-0	1	0	0

Points from	UofL	WFU
Turnovers	14	20
Paint	44	28
Second Chance	6	6
Fast Breaks	21	8
Bench	15	18

Period by Period Scoring	First	Second	Total
UofL	46	31	77
WFU	34	31	65



GAME 6
WAKE FOREST
DUKE

68
79

JAN. 9 - CAMERON INDOOR - ACCN

Wake Forest	Min	FG	FT	R	A	TP
1 Isaiah Mucius*	35:00	3-5	2-2	3	0	9
33 Ody Oguama*	14:00	3-5	3-4	1	1	9
4 Davien Williamson*	39:00	6-9	4-4	2	2	17
20 Jonah Antonio*	19:00	1-3	0-0	0	0	3
35 Carter Whitt*	29:00	3-7	2-2	2	3	8
0 Jahcobi Neath	06:00	0-2	0-0	2	0	0
2 Jalen Johnson	17:00	1-3	2-2	3	1	5
13 Quadry Adams	04:00	0-1	0-0	1	0	0
23 Isaiah Wilkins	11:00	0-3	0-0	1	1	0
25 Ismael Massoud	26:00	5-10	5-7	8	0	17

Duke	Min	FG	FT	R	A	TP
21 Matthew Hurt*	31:00	10-15	2-2	6	2	26
15 Mark Williams*	04:00	0-0	0-0	2	0	0
2 DJ Steward*	39:00	8-15	4-6	6	2	21
3 Jeremy Roach*	36:00	5-11	0-0	2	4	12
14 Jordan Goldwire*	38:00	6-10	0-0	5	5	14
0 Wendell Moore Jr.	28:00	1-7	2-2	8	2	4
5 Jaemyn Brakefield	17:00	0-2	0-0	3	2	0
13 Joey Baker	07:00	1-1	0-0	1	0	2

Points from	WFU	Duke
Turnovers	19	15
Paint	24	34
Second Chance	11	15
Fast Breaks	5	12
Bench	22	6

Period by Period Scoring	First	Second	Total
WFU	33	35	68
Duke	37	42	79



GAME 8
VIRGINIA TECH
WAKE FOREST

64
60

JAN. 17 - LJVM - ACCN

Virginia Tech	Min	FG	FT	R	A	TP
22 Keve Aluma*	31:07	1-6	3-4	11	2	5
25 Justyn Mutts*	28:31	1-4	0-3	3	1	2
3 Wabissa Bede*	20:31	2-4	0-0	5	2	4
4 Nahiem Alleyne*	26:32	1-7	2-4	2	1	5
23 Tyrece Radford*	31:43	6-7	8-9	4	2	20
13 Darius Maddox	02:07	0-1	0-0	0	0	0
0 Hunter Cattoor	26:09	5-7	0-0	0	1	13
15 Jalen Cone	17:36	0-4	0-0	0	1	0
21 John Ojiako	01:46	1-1	0-0	0	0	2
5 David N'Guessan	13:58	5-5	3-3	1	0	13

Wake Forest	Min	FG	FT	R	A	TP
1 Isaiah Mucius*	28:07	4-9	1-2	6	0	10
33 Ody Oguama*	20:21	4-6	1-2	2	0	9
0 Jahcobi Neath*	26:27	2-7	0-0	4	3	5
4 Davien Williamson*	39:11	3-11	4-6	2	4	11
20 Jonah Antonio*	12:22	0-4	0-0	2	3	0
30 Emmanuel Okpomo	09:04	1-1	0-0	1	0	2
2 Jalen Johnson	10:12	1-3	1-2	2	0	3
35 Carter Whitt	14:22	1-5	0-0	0	0	2
25 Ismael Massoud	22:10	4-9	1-1	4	2	12
23 Isaiah Wilkins	17:44	2-5	1-2	5	0	6

Points from	VT	WFU
Turnovers	12	17
Paint	26	30
Second Chance	7	16
Fast Breaks	9	5
Bench	28	25

Period by Period Scoring	First	Second	Total
VT	29	35	64
WFU	23	37	60



GAME 9
WAKE FOREST
NORTH CAROLINA

73
80

JAN. 20 - DEAN SMITH CENTER - ACCN

Wake Forest	Min	FG	FT	R	A	TP
1 Isaiah Mucius*	30:07	9-16	2-3	7	1	27
25 Ismael Massoud*	25:17	0-4	0-0	5	0	0
33 Ody Oguama*	20:17	2-6	4-4	7	2	8
4 Davien Williamson*	37:55	8-15	8-10	3	5	27
20 Jonah Antonio*	24:39	1-5	0-0	2	2	3
30 Emmanuel Okpomo	15:24	1-2	0-0	4	0	2
0 Jahcobi Neath	11:23	0-2	0-0	0	2	0
23 Isaiah Wilkins	06:35	0-1	0-0	1	1	0
35 Carter Whitt	06:03	0-2	0-0	1	0	0
2 Jalen Johnson	22:20	2-6	0-0	3	1	6

North Carolina	Min	FG	FT	R	A	TP
5 Armando Bacot*	22:16	8-10	2-4	6	3	18
15 Garrison Brooks*	32:56	3-11	4-6	7	1	10
1 Leaky Black*	29:43	3-5	2-2	6	8	8
2 Caleb Love*	32:24	7-12	4-7	4	3	20
24 Kerwin Walton*	25:06	3-8	0-0	4	2	7
3 Andrew Platek	08:05	0-1	0-0	0	0	0
11 Day'Ron Sharpe	22:06	1-6	2-2	6	0	4
4 RJ Davis	17:03	4-7	5-6	2	0	13
13 Walker Kessler	03:00	0-1	0-0	0	0	0
0 Anthony Harris	06:06	0-1	0-0	0	1	0
14 Puff Johnson	01:15	0-0	0-0	0	0	0

Points from	WFU	UNC
Turnovers	15	24
Paint	20	36
Second Chance	18	9
Fast Breaks	7	17
Bench	8	17

Period by Period Scoring	First	Second	Total
WFU	33	40	73
Duke	31	49	80

2020-21 SEASON STATS

Game Records

Record	Overall	Home	Away	Neutral
ALL GAMES	3-6	3-2	0-4	0-0
CONFERENCE	0-6	0-2	0-4	0-0
NON-CONFERENCE	3-0	3-0	0-0	0-0

Score by Periods

Team	1st	2nd	OT	TOT
Wake Forest	308	325	0	633
Opponents	306	307	0	613

Team Box Score

No.	Player				Total		3-Point		F-Throw		Rebounds											
		GP-GS	MIN	AVG	FG-FGA	FG%	3FG-FGA	3FG%	FT-FTA	FT%	OFF	DEF	TOT	AVG	PF	DQ	A	TO	BLK	STL	PTS	AVG
4	WILLIAMSON, Daivien	9-8	306:45	34.1	39-84	.464	9-30	.300	31-41	.756	0	24	24	2.7	11	0	28	19	0	15	118	13.1
1	MUCIUS, Isaiah	9-9	245:48	27.3	39-86	.453	11-36	.306	20-28	.714	17	33	50	5.6	20	1	2	20	2	6	109	12.1
10	INGRAHAM, Tariq	2-0	24:21	12.2	8-9	.889	0-0	.000	6-6	1.000	5	0	5	2.5	6	0	1	2	0	1	22	11.0
11	DUBOSE, Ian	2-2	54:55	27.5	7-14	.500	3-5	.600	5-6	.833	1	8	9	4.5	2	0	9	1	0	5	22	11.0
33	OGUAMA, Ody	7-6	157:44	22.5	24-45	.533	0-0	.000	16-23	.696	16	14	30	4.3	20	1	6	9	1	6	64	9.1
25	MASSOUD, Ismael	9-4	170:29	18.9	23-58	.397	15-41	.366	14-19	.737	6	26	32	3.6	14	0	2	11	1	4	75	8.3
20	ANTONIO, Jonah	8-5	180:53	22.6	18-47	.383	16-43	.372	5-5	1.000	2	16	18	2.3	11	0	8	8	1	9	57	7.1
2	JOHNSON, Jalen	9-4	170:52	19.0	17-42	.405	12-33	.364	7-11	.636	5	20	25	2.8	12	0	7	7	5	3	53	5.9
35	WHITT, Carter	6-2	118:56	19.8	11-33	.333	1-8	.125	5-6	.833	0	11	11	1.8	9	0	13	23	0	5	28	4.7
0	NEATH, Jahcobi	9-4	165:27	18.4	14-38	.368	2-10	.200	12-12	1.000	2	19	21	2.3	20	2	17	23	0	9	42	4.7
13	ADAMS, Quadry	4-0	19:13	4.8	4-6	.667	0-0	.000	3-6	.500	2	1	3	0.8	4	0	3	1	0	2	11	2.8
23	WILKINS, Isaiah	9-1	134:36	15.0	8-20	.400	3-11	.273	5-7	.714	1	19	20	2.2	15	0	10	5	1	8	24	2.7
52	VAN BEVEREN, Grant	1-0	04:05	4.1	1-1	1.000	0-0	.000	0-0	.000	0	2	2	2.0	0	0	0	0	0	0	2	2.0
30	OKPOMO, Emmanuel	4-0	35:09	8.8	2-3	.667	0-0	.000	2-2	1.000	3	5	8	2.0	6	0	0	3	1	3	6	1.5
55	LESTER, Miles	1-0	04:05	4.1	0-1	.000	0-1	.000	0-0	.000	0	0	0	0.0	1	0	1	0	0	0	0	0.0
31	BUCHANAN, Blake	2-0	06:40	3.3	0-1	.000	0-1	.000	0-0	.000	0	2	2	1.0	1	0	1	0	0	0	0	0.0
Team											18	15	33					1				
Total		9	1800		215-488	.441	72-219	.329	131-172	.762	78	215	293	32.6	152	4	108	133	12	76	633	70.3
Opponents		9	1800		221-482	.459	55-174	.316	116-165	.703	72	216	288	32.0	149	2	117	135	33	72	613	68.1

Team Statistics

	WAKE	OPP
Scoring	633	613
Points per game	70.3	68.1
Scoring margin	+2.2	-
Field goals-att	215-488	221-482
Field goal pct	.441	.459
3 point fg-att	72-219	55-174
3-point FG pct	.329	.316
3-pt FG made per game	8.0	6.1
Free throws-att	131-172	116-165
Free throw pct	.762	.703
F-Throws made per game	14.6	12.9
Rebounds	293	288
Rebounds per game	32.6	32.0
Rebounding margin	+0.6	-
Assists	108	117
Assists per game	12.0	13.0
Turnovers	133	135
Turnovers per game	14.8	15.0
Turnover margin	+0.2	-
Assist/turnover ratio	0.8	0.9
Steals	76	72
Steals per game	8.4	8.0
Blocks	12	33
Blocks per game	1.3	3.7
Winning streak	0	-
Home win streak	0	-
Attendance	237	1450
Home games-Avg/Game	5-47	4-363
Neutral site-Avg/Game	-	0-0

Team Results

Date	Opponent		Score	Att.
11/25/2020	Delaware St.	W	111-51	0
11/27/2020	Longwood	W	71-60	0
12/31/2020	Catawba	W	70-62	77
01/03/2021	at Georgia Tech	L	54-70	1200
01/06/2021	at Virginia	L	61-70	250
01/09/2021	at Duke	L	68-79	0
01/13/2021	Louisville	L	65-77	71
01/17/2021	Virginia Tech	L	60-64	89
01/20/2021	at North Carolina	L	73-80	0