

2019 WAKE FOREST FOOTBALL MEDIA GUIDE

Table of Contents 1
 Media Information 2
 Credits 3
 Quick Facts 3
 Wake Forest Sports Network 3
 Athletic Communications 3
 Alphabetical Roster 4-5
 Numerical Roster 6-7
 Roster Breakdown 8

2019 DEMON DEACON PLAYERS

Player Bios 9-30

WAKE FOREST FOOTBALL STAFF

Dave Clawson 31-34
 Kevin Higgins 35
 Dave Cohen 36
 Warren Ruggiero 37
 Lyle Hemphill 38
 Wayne Lineburg 39
 John Hunter 40
 Nick Tabacca 41
 Brad Sherrod 42
 Ryan Crawford 43
 Tyler Santucci 44
 Support Staff 45-49
 Dr. Nathan O. Hatch 50
 John Currie 51
 University Board of Trustees 52
 Compliance Information 52
 Facilities 53

2018 SEASON IN REVIEW

Results 54
 Team Statistics 54
 Defensive Statistics 54
 Individual Statistics 55
 Team Game-By-Game 55
 Starting Lineups 55
 ACC Standings and Statistics 57
 Game Recaps 58-64

WAKE FOREST RECORD BOOK

All-Time Results 65
 Passing 66
 Rushing 67
 100-Yard Games 68-69
 Receiving 70-71
 Scoring 71
 Total Offense/All-Purpose 72
 Placekicking 73
 Punting 74

Punt Returns 74
 Kick Returns 74
 Tackles 75
 Interceptions 76
 Long Plays 77
 Annual Leaders 78-81
 National Rankings 81
 Team Records 82-85
 Class Records 86
 Miscellaneous Records 87
 Bowl Game Records 88
 Opponent Records 89
 Attendance Records 90
 BB&T Field Records 90-91
 Year-By-Year Statistics 92-93
 ACC/NCAA Statistical Leaders 94
 Best ACC Performances 95

WAKE FOREST FOOTBALL HISTORY

Head Coaches 96
 Assistant Coaches 97
 ACC Players of the Year 99
 All-Americans 100-103
 All-ACC Selections 104-105
 Academic Honors 106
 Special Awards 107
 Deacons In The NFL Draft - By Year 108
 Deacons In The NFL Draft - By Round 109
 Deacons In The Pros 110-111
 All-Star Games 112
 Retired Numbers 112
 Letterwinners 113-119
 1946 Gator Bowl 120
 1949 Dixie Bowl 120
 1979 Tangerine Bowl 121
 1992 Independence Bowl 121
 1999 Aloha Bowl 122
 2002 Seattle Bowl 122
 2006 ACC Championship Game 123
 2007 FedEx Orange Bowl 123
 2007 Meineke Car Care Bowl 124
 2008 EagleBank Bowl 124
 2011 Music City Bowl 125
 2016 Military Bowl 125
 2017 Belk Bowl 126
 2018 Birmingham Bowl 126
 Series Records 127
 Series Results 128-131
 Records By Site 132
 Year-By-Year Results 133-140
 Future Schedules 140

PRONUNCIATION GUIDE

Marquis Alston mar-KEESE
 Justin Bartee bar-TEE
 Carlos Basham BASH-em
 Essang Bassey EE-sang BASS-ee
 Christian Beal-Smith BEEL
 Rondell Bothroyd BAHTH-royd
 Dayton Diemel DEEM-uhl
 Will Drawdy DRAW-dee
 C.J. Elmonus el-MUH-noose
 Isaiah Essissima eh-SIS-a-muh
 Jack Freudenthal FROOD-en-thal
 Drelyn Ford DRAY-lin
 Nasir Greer nuh-SEAR
 Justin Herron her-RON
 Waydale Jones way-DELL
 Goran Jovanovic joe-VAHN-o-vic
 Sulaiman Kamara SUE-lay-mon kuh-MAR-a
 Cameron Lischke LISH-key
 Loic Ngassam Nya low-EEK NAH-guh-SOM NYE-uh
 Dom Maggio MAA-gee-oh
 Taylor Morin MORE-in
 Je'Vionte' Nash JAY-vee-on-tay
 Loic Nya low-EEK NYE-a
 Allan Rappleyea rap-LEE-yay
 Traveon Redd TRAY-vee-on
 Jaquarii Roberson juh-KWAR-ee ROW-ber-son
 Nick Sciba SKEE-ba
 Justin Strnad stir-NAD
 Taleni Suhren tuh-LENNY SUR-ren
 Sage Surratt sir-AT
 Ja'Sir Taylor juh-SEAR
 Ja'cquez Williams juh-KEZ
 Peyton Woulard WOOL-erd



MEDIA INFORMATION

PRESS CREDENTIALS

Media credentials for all Wake Forest home games can be obtained by sending a written request on company letterhead (via email or fax) to Steve Shutt in the Athletic Communications Office.

All requests are screened to ensure a working pressbox with priority given to daily newspapers, radio/TV sports directors and other media who cover the Deacons and their opponents on a regular basis.

Guests are not permitted in any working media area. If you wish to bring a guest to any game, contact Steve Shutt regarding the availability of tickets.

MEDIA WILL CALL

Credentials will be mailed for all requests received seven days in advance of the specified game. All other credentials should be picked up in the Athletic Communications office the day before the game, or at the Media Will Call window no earlier than three hours prior to kickoff. Media Will Call is located at Gate 1 of McCreary Tower at BB&T Field.

MCCREARY TOWER MEDIA ENTRANCE

To access the Skeeter Francis Press Box in McCreary Tower, media members should use the South elevators, also known as the Black Lobby. The pressbox is located on the sixth floor.

Bags will be searched prior to entering the stadium. No outside food or drinks are allowed into BB&T Field. Also, no food or drink can be carried onto the elevators once inside McCreary Tower.

SIDELINE REGULATIONS

In order to access the sidelines, photographers must have a photo credential and a photo vest. Vests are available on the sixth floor of McCreary Tower and must be returned following the game.

Tripods are allowed on the field but must be at least five yards away from the sideline or end line.

No photographers or media personnel are permitted within the team areas (midfield between the 25-yard lines) at any time. Please work from either side of the team area and move quickly behind the benches when changing ends of the field.

MEDIA SERVICES

Pregame statistics, game notes and programs are provided to working media in the pressbox prior to kickoff. Quickie stats will be distributed in the press box after each quarter and in the Boyette Media Room in Bridger Field House after the game.

Final game packets will be available in the pressbox following interviews. Play-by-play, final individual and team stats, and coaches' quotes are included in the postgame packet.

Coach Dave Clawson will be available for comments and questions in the Boyette Media Room on the ground floor of Bridger Field House approximately 10 minutes following the conclusion of the game.

The Athletic Communications office will transcribe a portion of the postgame comments from Clawson and selected Demon Deacon players.

After Coach Clawson's 10-minute session, requested Wake Forest players will be made available in the Boyette Media Room. Requests for specific players should be submitted to the Wake Forest Athletic Communications

staff in the pressbox before or during the fourth quarter.

The Wake Forest locker room is closed to the media at all times. The visiting coach will be available in the Helms Conference Room on the third floor of Bridger Field House after the game. Visiting player availability will be announced in the press box.

TELEPHONES

Anyone wishing to have a personal telephone line installed should contact AT&T (866-620-6000). If you wish to list the Athletic Communications Office as a local contact, please let us know and we will confirm the installation of your line. The street address for BB&T Field is:

BB&T Field
499 Deacon Boulevard
Winston-Salem, NC 27105

WIRELESS INTERNET SERVICE

High-speed wireless internet access is provided free of charge in the Skeeter Francis Press Box. Instructions on connecting to the wireless network can be obtained from a Wake Forest Athletic Communications staff member.

PRESSBOX PHONE NUMBER

The phone number for the BB&T Field pressbox is (336) 758-7523. The back-up number is (336) 896-9159.

DURING THE WEEK

Head coach Dave Clawson and selected players will meet with print, radio and television media from 11:00 a.m. to 1:00 p.m. each Tuesday throughout the season (game weeks only).

The weekly luncheon/press conference will take place in the Rovere Room, located on the second floor of the Miller Center on campus. Selected Demon Deacon players, their academic schedules permitting, will be made available from 11:00 to 11:30 a.m., followed by lunch and then Coach Clawson's session from 12:15 to 1:00 p.m.

Media are encouraged to use these times for all needed player and coach interviews, if possible.

Please inform the Athletic Communications office of any specific player requests for the Tuesday session by 5:00 p.m. Sunday. Media requiring assistance in reaching Coach Clawson at other times should contact the Athletic Communications office. All other player interviews must be arranged through the Athletic Communications office at least 24 hours in advance. No player interviews will be conducted, either in person or by phone, after 3:00 p.m. on Thursday of game week.

As a convenience to out of town media and Deacon fans worldwide, GoDeacs.com will archive audio and video from the weekly Tuesday press conference. The audio and video are both available, free of charge, on the All-Access portion of GoDeacs.com.

ATLANTIC COAST SPORTS MEDIA ASSOCIATION

All members of the media that routinely cover ACC football are invited to join the Atlantic Coast Sports Media Association (ACSMA). To join, contact the ACC office (336-851-6062).

The ACSMA All-ACC teams, Coach of the Year, Player of the Year and Rookie of the Year are selected in a vote by members of ACSMA. The teams and winners will be announced during the week immediately following the conclusion of the regular season. ACSMA also selects ACC football players of the week.

ACC MEDIA SERVICES

Weekly Satellite Feed: ACC football video highlights and interviews will be available via satellite every Wednesday afternoon during the 2019 season at a time and feed to be determined. For more information, please contact Scott McBurney, Director of ACC Video Services (336-851-6062).

TheACC.com: The Atlantic Coast Conference web site contains links to each ACC school athletic department home page. TheACC.com is also the site for the instant replay of the league's head football coaches teleconference every Wednesday afternoon during the season.

GODEACS.COM

Updated statistics, game notes and complete student-athlete biographies for Wake Forest football, as well as all other Demon Deacon varsity sports, are available on the Wake Forest Athletics homepage. Wake Forest fans can also access live radio broadcasts and live statistics at www.GoDeacs.com.

IN-GAME NOTES VIA TWITTER

The Wake Forest Athletic Communications Office posts in-game notes via Twitter. Follow the real-time updates at [Twitter.com/WakeFB](https://twitter.com/WakeFB).

QUICK FACTS & CREDITS

UNIVERSITY QUICK FACTS

Location Winston-Salem, NC 27109
 Founded 1834 in Wake Forest, NC
 Enrollment 5,171 undergraduate
 Affiliation NCAA Division I
 Football Bowl Subdivision (FBS)
 Conference Atlantic Coast
 Colors Old Gold & Black
 President Dr. Nathan O. Hatch
 Faculty Athletic Representative Dr. Peter Brubaker
 Athletic Director John Currie
 Athletic Department Phone (336) 758-4620
 Ticket Office Phone (888) 758-DEAC

STADIUM INFORMATION

Stadium BB&T Field (31,500)
 Surface FieldTurf
 Date Opened Sept. 14, 1968 as Groves Stadium
 McCreary Tower Addition 2008
 Record in Stadium 129-160-4 (52nd season)
 Largest Crowd 37,623 vs. UNC (Nov. 13, 2004)
 Season Attendance Record 223,769 (2011, 7 games)
 Press Box Phone (336) 758-7523

PROGRAM HISTORY

First Year of Football 1888
 Season of Football in 2019 118th
 Bowl Appearances 13 (9-4)
 Last Bowl Game 2018 Birmingham Bowl
 All-Time Record 457-660-33 (.412)
 All-Time ACC Record 142-318-5 (.311)



WAKE FOREST SPORTS NETWORK FROM LEARFIELD IMG COLLEGE

General Manager Jeff Salisbury
 Email Jeff.Salisbury@learfieldimgcollege.com
 Play-By-Play Announcer Stan Cotten
 Email stan.cotten@learfieldimgcollege.com
 Analyst Lary Sorensen
 Sidelines Dave Goren
 Engineer Tim Sparks
 Spotter Josh Nixon
 Studio Host Phil Brame
 Partner Services Coordinator Kelsey Gomes
 Flagship Station WBRF-FM 98.1 (Galax, VA; Triad)

TEAM INFORMATION

2018 Overall Record 7-6
 Conference Record/Finish 3-5 (T-5th Atlantic)
 Letterwinners Returning 42
 (22 offense, 17 defense, 3 specialists)
 Letterwinners Lost 21
 (9 offense, 10 defense, 2 specialists)
 Starters Returning/Lost 11/12
 Offense 6/6
 Defense 5/6
 Special Teams 3/1

COACHING STAFF

Head Coach Dave Clawson
 Alma Mater, Year Williams, 1989
 Record at Wake Forest/Years 28-35 (6th year)
 Career Record/Years 118-115 (20th year)
 Football Office Phone (336) 758-5633
 Best Time To Reach Through Ath. Communications
 Assistant Coaches
 Assoc. Head Coach/WR Kevin Higgins
 Asst. HC for Defense/Defensive Line Dave Cohen
 Offensive Coordinator/QB Warren Ruggiero
 Defensive Coordinator/Safeties Lyle Hemphill
 Special Teams Coordinator/TE Wayne Lineburg
 Running Backs John Hunter
 Offensive Line Nick Tabacca
 Outside Linebackers Brad Sherrod
 Cornerbacks Ryan Crawford
 Inside Linebackers Tyler Santucci

FOOTBALL SUPPORT STAFF

Graduate Assistant (Defense) Bryant Gross-Armiento
 Graduate Assistant (Offense) Trevor Mendelson
 Graduate Assistant (Defense) CJ McGorisk
 Graduate Assistant (Offense) Kyle Perkins
 Offensive Analyst Alex Stadler
 Special Teams Analyst Alex Bayer
 Asst. AD/Football Operations Jordan Jarry
 Asst. Dir./Football Ops/Dir. of Creative Video Ben Baker
 Administrative Assistant Bonnie Rae
 Director of Football Video Technology Ben Cauthen
 Asst. Director/Football Video/Operations Dylan Stevens
 Equipment Manager Brian Daniels
 Asst. Equipment Manager Will Matzke
 Director, Football Sports Performance Brandon Hourigan
 Asst. Director, Football Sports Performance Chad Bari
 Football Sports Performance Coordinator Chris Jones
 Football Sports Performance Coordinator Nick Zinani
 Asst. Football Sports Performance Coord. Brendan Nave
 Head Athletic Trainer/Football Chris Hanks
 Asst. Athletic Trainer Ada Weiss
 Asst. Athletic Trainer Andrew Downing
 Rehabilitation Coordinator Niles Fleet
 Director of Recruiting Greg Jones
 Assoc. Director of Recruiting Chris Coulter
 Recruiting Assistant Montel Hardy
 On-Campus Recruiting Coordinator Nicole Walton
 Quality Control (Defense) Quincy Casimir

WAKE FOREST ATHLETIC COMMUNICATIONS

STEVE SHUTT

Associate AD/Ath. Comm.
 Primary Football Contact
 O: (336) 758-5641
 C: (336) 970-7512
 E: shuttsj@wfu.edu



DAN WALLACE

Assistant Director
 Secondary Football Contact
 O: (336) 758-1880
 C: (630) 450-2077
 E: wallacdj@wfu.edu



STEVE KIRKLAND

Director
 O: (336) 758-6099
 C: (434) 825-5241
 E: skirkland@wfu.edu




JAY GARNEAU

Associate Director
 O: (336) 758-3229
 C: (630) 290-2408
 E: garneajp@wfu.edu



GRACE BOLIN

Assistant Director
 O: (336) 758-5842
 C: (251) 214-5446
 E: bolingm@wfu.edu



LINDA RIECK

Administrative Coordinator
 Football Credentials
 O: (336) 758-5640
 E: riecklc@wfu.edu



WAKE FOREST ATHLETIC COMMUNICATIONS

PO Box 7426
 Winston-Salem, NC 27109

Main Office: (336) 758-5640
 Office Fax: (336) 758-5140

GoDeacs.com

@DemonDeacons

@WakeFB

MEDIA GUIDE CREDITS

The 2019 Wake Forest football media guide is a publication of the Wake Forest Athletic Communications office. The guide was written by Steve Shutt and Dan Wallace, with layout by Steve Kirkland and Dan Wallace. Editorial assistance was provided by Meredith Lindel, Bonnie Rae, Jay Garneau, Grace Bolin and Linda Rieck. The front and back covers were designed by Steve Kirkland and Wildfire.

PHOTOGRAPHY

Chief photography provided by Brian Westerholt, Sports on Film. Additional photography by the Associated Press; Allen Aycock; Ken Bennett, WFU photographer; Harry Caston; Rusty Costanza, Gene Galin, Chatham Journal; Getty Images; Bob Hebert; Jeremy Hopkins; Michelle Hutchins, Jaylynn Nash, Brian Persinger; Alan Petersime; Jim Rae, Photo Innovations; Christine Rucker; Paul Rutherford; Julie Shipman; Marcus Snowden; Corky Trewin; John Walsh; Joe Vogan; Danny Wild, Puget Sound Digital; Kate Turner Pope; Athletic Communications archives.

2019 ALPHABETICAL ROSTER

NO.	NAME	POS.	HT.	WT.	YR.	HOMETOWN/HIGH SCHOOL/PREVIOUS SCHOOL
91	Mike Allen	DL	6-5	275	R-So.	Sugar Hill, GA/Lanier
36	Jarrett Alston, Jr.	DB	5-8	170	Fr.	Temple Hills, MD/St. John's College HS
25	M.J. Alston, Jr.	DB	6-0	200	R-Fr.	Smyrna, GA/Harrison
26	Justin Bartee	DB	5-10	205	R-Jr.	Vienna, VA/Oakton
9	Carlos Basham, Jr.	DL	6-5	275	R-Jr.	Roanoke, VA/Northside
21	Essang Bassey	DB	5-10	190	Sr.	Columbus, GA/Columbus
26	Christian Beal-Smith	RB	5-10	190	R-So.	Winston-Salem, NC/East Forsyth
73	Jake Benzinger	OL	6-7	295	R-Sr.	Williamstown, MA/Mt. Greylock
95	Dion Bergan, Jr.	DL	6-1	290	So.	Kissimmee, FL/Osceola
40	Rondell Bothroyd	DL	6-4	280	R-Fr.	Willington, CT/E.O. Smith
13	Tayvon Bowers	QB	6-1	200	R-So.	Harrisburg, PA/Bishop McDevitt
32	Jarrett Brown	WR	6-0	150	Fr.	Flower Mound, TX/Marcus
32	Jeff Burley	LB	6-2	230	R-So.	Jackson, GA/Jackson
36	Cade Carney	RB	5-11	215	Sr.	Advance, NC/Davidson Day
87	Teddy Centofanti	WR	5-11	180	R-Fr.	Winchester, MA/Winchester
93	Isaiah Chaney	DL	6-4	255	Fr.	Cartersville, GA/Cartersville
23	Brandon Chapman	TE	6-5	255	R-Jr.	Grove City, OH/Grove City
56	Spencer Clapp	OL	6-6	290	R-So.	Gibsonville, NC/Eastern Guilford
5	Steve Claude	WR	6-2	200	R-Sr.	Miami, FL/Champagnat Catholic
48	Jack Connelly	TE	6-6	215	Fr.	Palos Verdes, CA/Chadwick
43	Anthony D'Angelo	DB	5-6	185	R-Fr.	Medfield, MA/St. Mark's School
20	Coby Davis	DB	5-11	200	R-So.	Upper Marlboro, MD/Maret School
29	DeAndre' Delaney	RB	6-3	205	R-Jr.	Morristown, TN/Morristown West
10	Kenneth Dicks III	DB	6-0	200	R-Fr.	Cumming, GA/Lambert
52	Dayton Diemel	LS	5-10	230	Sr.	Hudson, WI/Hudson
34	Will Drawdy	RB	6-0	200	R-So.	Easley, SC/Easley
81	Ian Driscoll	WR	5-10	170	R-So.	Garden City, NY/Holderness School
77	Mike Edwards	OL	6-6	330	R-Fr.	Hope Mills, NC/South View
88	Andy Elkins	WR	6-1	195	Fr.	Cambridge, MA/Buckingham Browne & Nichols
70	C.J. Elmonus	OL	6-7	285	Fr.	Fairview, NC/A.C. Reynolds
37	Isaiah Essissima	DB	5-10	185	Fr.	Houston, TX/Fort Bend Hightower
27	Kendrell Flowers	RB	6-0	205	Fr.	Columbia, SC/Irmo
84	Drelyn Ford	TE	6-3	215	Fr.	Franklin, VA/Franklin
11	Miles Fox	DL	6-1	290	Grad	Lawrenceville, GA/Collins Hill/Old Dominion
97	Royce Francis	DL	6-3	260	R-Fr.	Powder Springs, GA/Allatoona
86	Jack Freudenthal	TE	6-3	235	R-Sr.	Richmond, VA/Trinity Episcopal
57	Jake Galli	LB	6-0	205	R-Fr.	Washington, D.C./Gonzaga College H.S.
71	Nathan Gilliam	OL	6-5	300	R-Sr.	Knoxville, TN/Farragut
39	Keegan Good	DB	6-0	200	R-Jr.	Pinehurst, NC/Pinecrest
62	DeVonte Gordon	OL	6-5	295	Fr.	Washington, D.C./The Maret School
35	Jeremiah Gray	DB	6-1	220	Fr.	Charlotte, NC/Charlotte Christian
24	Donavon Greene	WR	6-2	200	Fr.	Mount Airy, NC/Mount Airy
3	Nasir Greer	DB	6-0	200	So.	Rex, GA/Stockbridge
22	Nolan Groulx	WR	6-0	190	Fr.	Cornelius, NC/Hough
27	Tyriq Hardimon	DB	6-0	195	R-So.	Marietta, GA/Lassiter
10	Sam Hartman	QB	6-1	200	So.	Cornelius, NC/Oceanside Collegiate (SC)
40	Connor Hebbeler	TE	6-2	245	R-So.	Franklin Lakes, NJ/Bergen Catholic
78	Orlando Heggs II	OL	6-3	295	R-Fr.	Jacksonville, FL/The Bolles School
4	Amari Henderson	DB	6-1	180	R-Sr.	Charlotte, NC/Mallard Creek
75	Justin Herron	OL	6-5	290	Grad.	Silver Spring, MD/Bullis
2	Kendall Hinton	WR	6-0	195	R-Sr.	Durham, NC/Southern Durham
20	Cameron Hite	TE	6-3	235	Fr.	Greeneville, TN/Greeneville
42	Jaylen Hudson	LB	6-3	230	Fr.	Fayetteville, NC/Cape Fear
21	Isaiah Isaac	WR	5-10	175	R-Fr.	Buford, GA/Buford
41	Ja'Corey Johns	DL	6-4	245	R-Fr.	Cartersville, GA/Cartersville
11	Davis Johnson	WR	5-11	180	R-Jr.	Alpharetta, GA/Milton

2019 ALPHABETICAL ROSTER

NO.	NAME	POS.	HT.	WT.	YR.	HOMETOWN/HIGH SCHOOL/PREVIOUS SCHOOL
48	Chase Jones	LB	6-1	225	Fr.	Warren, NJ/St. Peter's Prep
80	Waydale Jones	WR	6-4	200	R-So.	Beeville, TX/A.C. Jones
66	Goran Jovanovic	OL	6-4	295	R-So.	Ashburn, VA/Paul VI Catholic
55	Michael Jurgens	OL	6-4	290	R-Fr.	Gaithersburg, MD/Damascus
90	Sulaiman Kamara	DL	6-2	290	R-Jr.	Richmond, VA/Hermitage
35	J.D. Kavel	WR	6-2	200	Fr.	Johns Creek, GA/Wesleyan
28	Zion Keith	DB	6-1	180	R-Fr.	Florence, SC/Wilson
17	Leo Kelly	QB	6-3	235	Fr.	Monkton, MD/St. Paul's
15	Michael Kern	QB	6-2	175	Fr.	Orlando, FL/Lake Nona
98	Cameron Lischke	PK	6-0	185	R-Fr.	Kernersville, NC/East Forsyth
8	Dom Maggio	P/PK	6-3	190	Sr.	Monkton, MD/The Boys' Latin School
79	Sean Maginn	OL	6-3	290	R-So.	Suwanee, GA/North Gwinnett
12	Luke Masterson	DB	6-2	220	R-Jr.	Naples, FL/Gulf Coast
14	Shamar McCollum	DL	6-4	235	Fr.	Hamer, SC/Dillon
28	Courtney McKinney	RB	6-1	215	R-Fr.	Biscoe, NC/East Montgomery
58	Chase Monroe	LB	6-2	225	R-So.	Huntersville, NC/Davidson Day
96	Ivan Mora	P/PK	6-0	170	Fr.	Dalton, GA/Dalton
83	Taylor Morin	WR	5-10	175	Fr.	Centreville, VA/Westfield
88	Zach Murphy	PK/P	6-0	185	R-So.	Raleigh, NC/Ravenscroft
53	Je'Vionte' Nash	OL	6-3	295	R-Jr.	Orange Park, FL/Oak Leaf
12	Jamie Newman	QB	6-4	245	R-Jr.	Graham, NC/Graham
59	Loic Ngassam Nya	OL	6-3	300	R-So.	Silver Spring, MD/Springbrook
89	A.T. Perry	WR	6-5	190	R-Fr.	Lake Worth, FL/Park Vista Community
34	Zach Ranson	DB	6-2	205	Fr.	Snellville, GA/St. Pius X Catholic
76	Allan Rappleyea	OL	6-5	290	R-So.	Millbrook, NY/Milton Academy (MA)
42	Joey Ray	RB	5-9	195	R-Fr.	Pilot Mountain, NC/East Surry
17	Traveon Redd	DB	6-0	195	R-Jr.	Martinsville, VA/Magna Vista
50	Jack Rielly	LB	5-10	195	R-So.	Pittsburgh, PA/Central Catholic
82	Jaquarii Roberson	WR	6-1	180	R-So.	Murfreesboro, NC/Hertford County
49	Alec Rowan	TE	6-3	215	R-Fr.	Indian Trail, NC/Metrolina Christian
18	Trey Rucker	DB	6-1	195	Fr.	Fairfax, VA/Flint Hill School
4	Nick Sciba	PK	5-9	190	So.	Clover, SC/Clover
51	Will Smart	DL	6-4	260	Fr.	Milford, NJ/Delbarton School
45	Ryan Smenda, Jr.	LB	6-2	235	So.	Orange Park, FL/Fleming Island
23	Justin Strnad	LB	6-3	235	R-Sr.	Palm Harbor, FL/East Lake
60	Taleni Suhren	OL	6-5	285	R-Jr.	Charlotte, NC/Ardrey Kell
14	Sage Surratt	WR	6-3	215	R-So.	Lincolnton NC/Lincolnton
99	Tyric Swennie	DL	6-0	265	R-Fr.	Durham, NC/Northern Durham
46	D.J. Taylor	LB	6-1	235	Jr.	Belvidere, TN/Huntland
6	Ja'Sir Taylor	DB	5-10	190	Jr.	Asbury Park, NJ/Brick Township
50	Zach Tom	OL	6-4	290	R-So.	Prairieville, LA/Catholic
61	Noah Turner	LS	6-0	225	R-Fr.	Burlington, NC/Western Alamance
67	Trey Turner	OL	6-3	265	R-Fr.	Peachtree City, GA/Woodward Academy
25	Kenneth Walker III	RB	5-10	200	Fr.	Arlington, TN/Arlington
13	Manny Walker	DL	6-4	250	R-Jr.	Holly Hill, SC/Lake Marion
7	Scotty Washington	WR	6-5	225	R-Sr.	Washington, D.C./St. John's
58	Tyler Watson	OL	6-5	280	R-Jr.	Roswell, GA/Milton
85	Blake Whiteheart	TE	6-4	240	R-Fr.	Winston-Salem, NC/Mt. Tabor
22	A.J. Williams	DB	5-11	185	Fr.	Bamberg, SC/Bamberg-Ehrhardt
30	Ja'Cquez Williams	LB	6-2	220	R-Jr.	Hinesville, GA/Liberty County
44	Justin Williams	DL	6-2	275	Fr.	Seffner, FL/Armwood
72	Tyler Williams	DL	6-1	290	R-So.	West Palm Beach, FL/Oxbridge Academy
92	Adam Winter	DL	6-3	260	R-So.	St. Louis, MO/De Smet Jesuit
38	Peyton Woulard	DB	6-1	190	R-Fr.	Suwanee, GA/Collins Hill

2019 NUMERICAL ROSTER

NO.	NAME	POS.	HT.	WT.	YR.	HOMETOWN/HIGH SCHOOL/PREVIOUS SCHOOL
2	Kendall Hinton	WR	6-0	195	R-Sr.	Durham, NC/Southern Durham
3	Nasir Greer	DB	6-0	200	So.	Rex, GA/Stockbridge
4	Amari Henderson	DB	6-1	180	R-Sr.	Charlotte, NC/Mallard Creek
4	Nick Sciba	PK	5-9	190	So.	Clover, SC/Clover
5	Steve Claude	WR	6-2	200	R-Sr.	Miami, FL/Champagnat Catholic
6	Ja'Sir Taylor	DB	5-10	190	Jr.	Asbury Park, NJ/Brick Township
7	Scotty Washington	WR	6-5	225	R-Sr.	Washington, D.C./St. John's
8	Dom Maggio	P/PK	6-3	190	Sr.	Monkton, MD/The Boys' Latin School
9	Carlos Basham, Jr.	DL	6-5	275	R-Jr.	Roanoke, VA/Northside
10	Kenneth Dicks III	DB	6-0	200	R-Fr.	Cumming, GA/Lambert
10	Sam Hartman	QB	6-1	200	So.	Cornelius, NC/Oceanside Collegiate (SC)
11	Miles Fox	DL	6-1	290	Grad	Lawrenceville, GA/Collins Hill/Old Dominion
11	Davis Johnson	WR	5-11	180	R-Jr.	Alpharetta, GA/Milton
12	Luke Masterson	DB	6-2	220	R-Jr.	Naples, FL/Gulf Coast
12	Jamie Newman	QB	6-4	245	R-Jr.	Graham, NC/Graham
13	Tayvon Bowers	QB	6-1	200	R-So.	Harrisburg, PA/Bishop McDevitt
13	Manny Walker	DL	6-4	250	R-Jr.	Holly Hill, SC/Lake Marion
14	Shamar McCollum	DL	6-4	235	Fr.	Hamer, SC/Dillon
14	Sage Surratt	WR	6-3	215	R-So.	Lincolnton NC/Lincolnton
15	Michael Kern	QB	6-2	175	Fr.	Orlando, FL/Lake Nona
17	Leo Kelly	QB	6-3	235	Fr.	Monkton, MD/St. Paul's
17	Traveon Redd	DB	6-0	195	R-Jr.	Martinsville, VA/Magna Vista
18	Trey Rucker	DB	6-1	195	Fr.	Fairfax, VA/Flint Hill School
20	Coby Davis	DB	5-11	200	R-So.	Upper Marlboro, MD/Maret School
20	Cameron Hite	TE	6-3	235	Fr.	Greeneville, TN/Greeneville
21	Essang Bassey	DB	5-10	190	Sr.	Columbus, GA/Columbus
21	Isaiah Isaac	WR	5-10	175	R-Fr.	Buford, GA/Buford
22	Nolan Groulx	WR	6-0	190	Fr.	Cornelius, NC/Hough
22	A.J. Williams	DB	5-11	185	Fr.	Bamberg, SC/Bamberg-Ehrhardt
23	Brandon Chapman	TE	6-5	255	R-Jr.	Grove City, OH/Grove City
23	Justin Strnad	LB	6-3	235	R-Sr.	Palm Harbor, FL/East Lake
24	Donavon Greene	WR	6-2	200	Fr.	Mount Airy, NC/Mount Airy
25	M.J. Alston, Jr.	DB	6-0	200	R-Fr.	Smyrna, GA/Harrison
25	Kenneth Walker III	RB	5-10	200	Fr.	Arlington, TN/Arlington
26	Justin Bartee	DB	5-10	205	R-Jr.	Vienna, VA/Oakton
26	Christian Beal-Smith	RB	5-10	190	R-So.	Winston-Salem, NC/East Forsyth
27	Kendrell Flowers	RB	6-0	205	Fr.	Columbia, SC/Irmo
27	Tyriq Hardimon	DB	6-0	195	R-So.	Marietta, GA/Lassiter
28	Zion Keith	DB	6-1	180	R-Fr.	Florence, SC/Wilson
28	Courtney McKinney	RB	6-1	215	R-Fr.	Biscoe, NC/East Montgomery
29	DeAndre' Delaney	RB	6-3	205	R-Jr.	Morristown, TN/Morristown West
30	Ja'Cquez Williams	LB	6-2	220	R-Jr.	Hinesville, GA/Liberty County
32	Jarrett Brown	WR	6-0	150	Fr.	Flower Mound, TX/Marcus
32	Jeff Burley	LB	6-2	230	R-So.	Jackson, GA/Jackson
34	Will Drawdy	RB	6-0	200	R-So.	Easley, SC/Easley
34	Zach Ranson	DB	6-2	205	Fr.	Snellville, GA/St. Pius X Catholic
35	Jeremiah Gray	DB	6-1	220	Fr.	Charlotte, NC/Charlotte Christian
35	J.D. Kavel	WR	6-2	200	Fr.	Johns Creek, GA/Wesleyan
36	Jarrett Alston, Jr.	DB	5-8	170	Fr.	Temple Hills, MD/St. John's College HS
36	Cade Carney	RB	5-11	215	Sr.	Advance, NC/Davidson Day
37	Isaiah Essissima	DB	5-10	185	Fr.	Houston, TX/Fort Bend Hightower
38	Peyton Woulard	DB	6-1	190	R-Fr.	Suwanee, GA/Collins Hill
39	Keegan Good	DB	6-0	200	R-Jr.	Pinehurst, NC/Pinecrest
40	Rondell Bothroyd	DL	6-4	280	R-Fr.	Willington, CT/E.O. Smith
40	Connor Hebbeler	TE	6-2	245	R-So.	Franklin Lakes, NJ/Bergen Catholic
41	Ja'Corey Johns	DL	6-4	245	R-Fr.	Cartersville, GA/Cartersville

2019 NUMERICAL ROSTER

NO.	NAME	POS.	HT.	WT.	YR.	HOMETOWN/HIGH SCHOOL/PREVIOUS SCHOOL
42	Jaylen Hudson	LB	6-3	230	Fr.	Fayetteville, NC/Cape Fear
42	Joey Ray	RB	5-9	195	R-Fr.	Pilot Mountain, NC/East Surry
43	Anthony D'Angelo	DB	5-6	185	R-Fr.	Medfield, MA/St. Mark's School
44	Justin Williams	DL	6-2	275	Fr.	Seffner, FL/Armwood
45	Ryan Smenda, Jr.	LB	6-2	235	So.	Orange Park, FL/Fleming Island
46	D.J. Taylor	LB	6-1	235	Jr.	Belvidere, TN/Huntland
48	Jack Connelly	TE	6-6	215	Fr.	Palos Verdes, CA/Chadwick
48	Chase Jones	LB	6-1	225	Fr.	Warren, NJ/St. Peter's Prep
49	Alec Rowan	TE	6-3	215	R-Fr.	Indian Trail, NC/Metrolina Christian
50	Jack Rielly	LB	5-10	195	R-So.	Pittsburgh, PA/Central Catholic
50	Zach Tom	OL	6-4	290	R-So.	Prairieville, LA/Catholic
51	Will Smart	DL	6-4	260	Fr.	Milford, NJ/Delbarton School
52	Dayton Diemel	LS	5-10	230	Sr.	Hudson, WI/Hudson
53	Je'Vionte' Nash	OL	6-3	295	R-Jr.	Orange Park, FL/Oak Leaf
55	Michael Jurgens	OL	6-4	290	R-Fr.	Gaithersburg, MD/Damascus
56	Spencer Clapp	OL	6-6	290	R-So.	Gibsonville, NC/Eastern Guilford
57	Jake Galli	LB	6-0	205	R-Fr.	Washington, D.C./Gonzaga
58	Chase Monroe	LB	6-2	225	R-So.	Huntersville, NC/Davidson Day
58	Tyler Watson	OL	6-5	280	R-Jr.	Roswell, GA/Milton
59	Loic Ngassam Nya	OL	6-3	300	R-So.	Silver Spring, MD/Springbrook
60	Taleni Suhren	OL	6-5	285	R-Jr.	Charlotte, NC/Ardrey Kell
61	Noah Turner	LS	6-0	225	R-Fr.	Burlington, NC/Western Alamance
62	DeVonte Gordon	OL	6-5	295	Fr.	Washington, D.C./The Maret School
66	Goran Jovanovic	OL	6-4	295	R-So.	Ashburn, VA/Paul VI Catholic
67	Trey Turner	OL	6-3	265	R-Fr.	Peachtree City, GA/Woodward Academy
70	C.J. Elmonus	OL	6-7	285	Fr.	Fairview, NC/A.C. Reynolds
71	Nathan Gilliam	OL	6-5	300	R-Sr.	Knoxville, TN/Farragut
72	Tyler Williams	DL	6-1	290	R-So.	West Palm Beach, FL/Oxbridge Academy
73	Jake Benzinger	OL	6-7	295	R-Sr.	Williamstown, MA/Mt. Greylock
75	Justin Herron	OL	6-5	290	Grad.	Silver Spring, MD/Bullis
76	Allan Rappleyea	OL	6-5	290	R-So.	Millbrook, NY/Milton Academy (MA)
77	Mike Edwards	OL	6-6	330	R-Fr.	Hope Mills, NC/South View
78	Orlando Heggs II	OL	6-3	295	R-Fr.	Jacksonville, FL/The Bolles School
79	Sean Maginn	OL	6-3	290	R-So.	Suwanee, GA/North Gwinnett
80	Waydale Jones	WR	6-4	200	R-So.	Beeville, TX/A.C. Jones
81	Ian Driscoll	WR	5-10	170	R-So.	Garden City, NY/Holderness School
82	Jaquarii Roberson	WR	6-1	180	R-So.	Murfreesboro, NC/Hertford County
83	Taylor Morin	WR	5-10	175	Fr.	Centreville, VA/Westfield
84	Drelyn Ford	TE	6-3	215	Fr.	Franklin, VA/Franklin
85	Blake Whiteheart	TE	6-4	240	R-Fr.	Winston-Salem, NC/Mt. Tabor
86	Jack Freudenthal	TE	6-3	235	R-Sr.	Richmond, VA/Trinity Episcopal
87	Teddy Centofanti	WR	5-11	180	R-Fr.	Winchester, MA/Winchster
88	Andy Elkins	WR	6-1	195	Fr.	Cambridge, MA/Buckingham Browne & Nichols
88	Zach Murphy	PK/P	6-0	185	R-So.	Raleigh, NC/Ravenscroft
89	A.T. Perry	WR	6-5	190	R-Fr.	Lake Worth, FL/Park Vista Community
90	Sulaiman Kamara	DL	6-2	290	R-Jr.	Richmond, VA/Hermitage
91	Mike Allen	DL	6-5	275	R-So.	Sugar Hill, GA/Lanier
92	Adam Winter	DL	6-3	260	R-So.	St. Louis, MO/De Smet Jesuit
93	Isaiah Chaney	DL	6-4	255	Fr.	Cartersville, GA/Cartersville
95	Dion Bergan, Jr.	DL	6-1	290	So.	Kissimmee, FL/Osceola
96	Ivan Mora	P/PK	6-0	170	Fr.	Dalton, GA/Dalton
97	Royce Francis	DL	6-3	260	R-Fr.	Powder Springs, GA/Allatoona
98	Cameron Lischke	PK	6-0	185	R-Fr.	Kernersville, NC/East Forsyth
99	Tyric Swennie	DL	6-0	265	R-Fr.	Durham, NC/Northern Durham

2019 ROSTER BREAKDOWN

Roster Breakdown

Lettermen Returning	42
Offense.....	22
Defense.....	17
Specialists.....	3
Lettermen Lost.....	21
Offense.....	9
Defense.....	10
Specialists.....	2
Starters Returning.....	11
Offense.....	6
Defense.....	5
Specialists.....	3
Starters Lost.....	12
Offense.....	6
Defense.....	6
Specialists.....	1

Lettermen Returning (42)

OFFENSE (22)					
26	Christian Beal-Smith	RB	5-10	190	R-So.
73	Jake Benzinger	OL	6-7	300	R-Sr.
36	Cade Carney	RB	5-11	215	Sr.
23	Brandon Chapman	TE	6-5	260	R-Jr.
88	Steve Claude	WR	6-2	195	R-Sr.
29	DeAndre' Delaney	RB	6-3	205	R-Jr.
86	Jack Freudenthal	TE	6-3	240	R-Sr.
71	Nathan Gilliam	OL	6-5	295	R-Sr.
10	Sam Hartman	QB	6-1	200	So.
75	Justin Herron%	OL	6-5	290	R-Sr.
2	Kendall Hinton	WR	6-0	190	R-Sr.
80	Waydale Jones	WR	6-4	200	R-So.
63	Je'Vionte' Nash	OL	6-3	305	R-Jr.
12	Jamie Newman	QB	6-4	235	R-Jr.
59	Loic Ngassam Nya	OL	6-3	300	R-So.
76	Allan Rappleyea	OL	6-5	290	R-So.
82	Jaquarii Roberson	WR	6-1	180	R-So.
60	Taleni Suhren	OL	6-5	290	R-Jr.
14	Sage Surratt	WR	6-3	220	R-So.
65	Zach Tom	OL	6-4	285	R-So.
7	Scotty Washington	WR	6-5	215	R-Sr.
58	Tyler Watson	OL	6-5	280	R-Jr.

% Lettered in 2017, medical redshirt in 2018

DEFENSE (17)

18	Carlos Basham, Jr.	DL	6-5	275	R-Jr.
21	Essang Bassey	DB	5-10	190	Sr.
53	Dion Bergan	DL	6-1	295	So.
20	Coby Davis%	DB	5-11	200	R-So.
37	Nasir Greer	DB	6-0	200	So.
27	Tyriq Hardimon	DB	6-0	195	R-So.
4	Amari Henderson	DB	6-1	180	R-Sr.
90	Sulaiman Kamara	DL	6-2	290	R-Jr.
12	Luke Masterson	DB	6-2	220	R-Jr.
17	Traveon Redd	DB	6-0	200	R-Jr.
45	Ryan Smenda, Jr.	LB	6-2	235	So.
23	Justin Strnad	LB	6-3	230	R-Sr.
46	D.J. Taylor	LB	6-1	235	Jr.
24	Ja'Sir Taylor	DB	5-10	190	Jr.
94	Manny Walker	DL	6-4	250	R-Jr.
30	Ja'Cquez Williams	LB	6-2	210	R-Jr.
72	Tyler Williams	DL	6-1	290	R-So.

% Lettered in 2017, medical redshirt in 2018

SPECIALISTS (3)

52	Dayton Diemel	LS	5-10	230	Sr.
8	Dom Maggio	P/PK	6-3	190	Sr.
96	Nick Sciba	PK	5-9	190	So.

Lettemen Lost (21)

OFFENSE (9)					
70	Ryan Anderson	OL	6-6	305	R-Sr.
1	Alex Bachman	WR	6-0	190	Sr.
20	Tyler Bell	RB	5-11	215	R-Jr.
22	Matt Colburn, II	RB	5-10	200	Sr.
3	Greg Dortch	WR	5-9	170	R-So.
74	Phil Haynes	OL	6-4	310	R-Sr.
27	Trey Ndlovu	RB	5-7	240	R-Jr.
68	Patrick Osterhage	OL	6-4	285	R-Sr.
25	James Sriraman	WR	6-3	200	R-Jr.

DEFENSE (10)

54	Elontae Bateman	DL	6-2	285	R-Jr.
6	Chris Calhoun	DL	6-4	250	Sr.
2	Cameron Glenn	DB	6-1	205	R-Sr.
13	Malik Grate	DB	6-0	180	R-So.
34	Demetrius Kemp	LB	6-1	230	R-Sr.
35	Nate Mays	LB	6-1	230	R-Jr.
93	Zeek Rodney	DL	6-1	300	R-Sr.
15	Jake Simpson	LB	6-0	220	Jr.
9	Chuck Wade, Jr.	DB	6-0	205	Sr.
48	Willie Yarbary	DL	6-2	285	R-Sr.

SPECIALISTS (2)

11	Darren Ford	PK	6-2	200	Grad-Tr.
48	Eric Osteen	PK	6-1	190	Grad-Tr.

Starters Returning (11 & 3 Specialists)

OFFENSE (6)					
73	Jake Benzinger	OL	6-7	300	R-Sr.
86	Jack Freudenthal	TE	6-3	240	R-Sr.
71	Nathan Gilliam	OL	6-5	295	R-Sr.
10	Sam Hartman	QB	6-1	200	So.
12	Jamie Newman	QB	6-4	235	R-Jr.
14	Sage Surratt	WR	6-3	220	R-So.

DEFENSE (5)

18	Carlos Basham, Jr.	DL	6-5	275	R-Jr.
21	Essang Bassey	DB	5-10	190	Sr.
4	Amari Henderson	DB	6-1	180	R-Sr.
23	Justin Strnad	LB	6-3	230	R-Sr.
46	D.J. Taylor	LB	6-1	235	Jr.

SPECIALISTS (3)

52	Dayton Diemel	LS	5-10	230	Sr.
8	Dom Maggio	P/PK	6-3	190	Sr.
96	Nick Sciba	PK	5-9	190	So.

Starters Lost (12 & 1 Specialist)

OFFENSE (6)					
70	Ryan Anderson	OL	6-6	305	R-Sr.
1	Alex Bachman	WR	6-0	190	Sr.
22	Matt Colburn, II	RB	5-10	200	Sr.
3	Greg Dortch	WR	5-9	170	R-So.
74	Phil Haynes	OL	6-4	310	R-Sr.
68	Patrick Osterhage	OL	6-4	285	R-Sr.

DEFENSE (6)

6	Chris Calhoun	DL	6-4	250	Sr.
2	Cameron Glenn	DB	6-1	205	R-Sr.
34	Demetrius Kemp	LB	6-1	230	R-Sr.
93	Zeek Rodney	DL	6-1	300	R-Sr.
9	Chuck Wade, Jr.	DB	6-0	205	Sr.
48	Willie Yarbary	DL	6-2	285	R-Sr.

SPECIALISTS (1)

11	Darren Ford	PK	6-2	200	Grad-Tr.
----	-------------	----	-----	-----	----------

Squad Members Returning (16)

No	Name	Pos	Ht	Wt	Yr
91	Mike Allen	DL	6-5	270	R-So.
26	Justin Bartee	DB	5-10	205	R-So.
13	Tayvon Bowers	QB	6-1	215	R-So.
32	Jeff Burley	LB	6-2	230	R-So.
56	Spencer Clapp	OL	6-6	300	R-So.
18	Matthew Considine	QB	6-6	210	R-So.
34	Will Drawdy	RB	6-0	185	R-So.
81	Ian Driscoll	WR	5-10	170	R-So.
39	Keegan Good	DB	6-0	195	R-Jr.
95	Connor Hebbeler	TE	6-2	245	R-So.
11	Davis Johnson	WR	5-11	180	R-Jr.
66	Goran Jovanovic	OL	6-4	285	R-So.
58	Chase Monroe	LB	6-2	225	R-So.
88	Zach Murphy	PK/P	6-0	185	R-So.
50	Jack Rielly	LB	5-10	195	R-So.
92	Adam Winter	DL	6-3	260	R-So.

Redshirted in 2018 (25)

25	Marquis Alston	DB	6-0	200	R-Fr.
40	Rondell Bothroyd	DL	6-4	275	R-Fr.
87	Teddy Centofanti	WR	5-11	180	R-Fr.
43	Anthony D'Angelo	DB	5-6	185	R-Fr.
10	Kenneth Dicks, III	DB	6-0	200	R-Fr.
83	Maguire Dilenge	WR	5-7	165	R-Fr.
77	Mike Edwards	OL	6-6	340	R-Fr.
97	Royce Francis	DL	6-3	260	R-Fr.
57	Jake Galli	LB	6-0	215	R-Fr.
78	Orlando Heggis, II	OL	6-3	305	R-Fr.
21	Isaiah Isaac	WR	5-10	165	R-Fr.
41	JaCorey Johns	LB	6-4	240	R-Fr.
55	Michael Jurgens	OL	6-4	290	R-Fr.
28	Zion Keith	DB	6-1	190	R-Fr.
98	Cameron Lischke	PK	6-0	185	R-Fr.
79	Sean Maginn	OL	6-3	290	R-So.
28	Courtney McKinney	RB	6-1	205	R-Fr.
89	Atorian (A.T.) Perry	WR	6-5	190	R-Fr.
42	Joey Ray	RB	5-9	200	R-Fr.
49	Alec Rowan	TE	6-3	215	R-Fr.
96	Tyric Swennie	DT	6-0	265	R-Fr.
61	Noah Turner	LS	6-0	230	R-Fr.
67	Trey Turner	OL	6-3	265	R-Fr.
85	Blake Whiteheart	TE	6-4	250	R-Fr.
38	Peyton Woulard	DB	6-1	185	R-Fr.

Medically Disqualified (4)

35	Willy Bemiss	WR	5-11	185	R-Fr.
44	LaRonde' Liverpool	DL	6-3	280	R-Jr.
15	Jake Simpson	LB	6-0	220	Jr.
5	Arkeem Byrd	DB	6-1	190	R-Jr.

January, 2019 enrollees (6)

No	Name	Pos	Ht	Wt	Yr
11	Miles Fox	DL	6-1	290	Grad-Tr.
62	DeVonte Gordon	OL	6-5	295	Fr.
24	Donavon Greene	WR	6-2	200	Fr.
22	Nolan Groulx	WR	6-0	195	Fr.
15	Michael Kern	QB	6-2	175	Fr.
14	Shamar McCollum	DL	6-4	220	Fr.

2019 DEMON DEACONS

Mike ALLEN

91



DL ■ R-So. ■ 6-5 ■ 275
Sugar Hill, Ga.
Lanier

2018 (Redshirt Freshman)

Made his college debut against Syracuse (11/3) with nine snaps ... Saw action in each of the final five games of the season ... Played 12 snaps at NC State (11/8) and had two tackles and 1.5 tackles for loss ... Had a season-best 13 snaps against Duke (11/24) ... Recovered a fumble against the Blue Devils during Wake Forest's 59-7 victory that led to a Deacon touchdown.

2017 (True Freshman)

Redshirted.

High School

Ranked a four-star prospect and the No. 169 player in the nation in 2016 according to Rivals.com ... Ranked as the No. 23 defensive end in the South by Scout.com ... The No. 27 prospect in Georgia by Rivals ... Had offers from over 30 schools ... First Team All-Region 8-6A ... First Team All-Gwinnett County by the Atlanta Journal Constitution ... Selected to the Gwinnett County All-Star game and the Georgia Athletic Coaches Association state North-South All-Star game ... Played for Coach Korey Mobbs ... As a senior, had 35 total tackles including six sacks and an interception ... Had 67 tackles, 15 tackles for loss, eight sacks and two interceptions as a junior ... Helped the Longhorns to regional titles in 2014 and 2015.

Personal


Son of Bridgette Garnier ... Father is Michael Allen and stepfather is Lionel Garnier ... Born May 16, 1999 ... Education major.

ALLEN'S CAREER DEFENSIVE STATS

	G-GS	S-A-Tot	TFL-Yds	Sk-Yds	Int-Yds	PBU	FF-FR
2018	5-0	1-2-3	1.5-8	0-0	0-0	0	0-1
Career	5-0	1-2-3	1.5-8	0-0	0-0	0	0-1

Jarrett ALSTON, JR.

36



DB ■ Fr. ■ 5-8 ■ 170
Temple Hills, Md.
St. John's College HS

High School

Helped St. John's to a 9-1 record and a berth in the playoffs in 2018 ... Helped the Cadets win the WCAC title in 2017 with a 9-2 record ... Played for Coach Joe Casamento ... Cadets finished fifth in the country in 2017 ... Three-year letterman in football who also lettered in track ... Had 30 tackles, 15 pass break-ups and four forced fumbles as a senior.

Personal

Born August 13, 2001 ... Son of Jarrett Alston, Sr. and Nneka Alston ... Volunteered with the Smithsonian Folklife Festival.

Marquis ALSTON, JR.

25



DB ■ R-Fr. ■ 6-0 ■ 200
Smyrna, Ga.
Harrison

2018 (True Freshman)

Did not appear in any games and redshirted.

High School


Team captain ... First Team All-Region 6-A as a senior at Harrison High ... In 13 games as a senior, chalked up 68 tackles, three interceptions, six pass break-ups and a pair of tackles for loss along with a fumble recovery ... Played for Coach Matt Dickmann ... Helped the Hoyas to the regional championship and the second round of the state playoffs ... Sealed the regional title with a fourth-quarter interception against Sequoyah ... Played against fellow Demon Deacon Royce Francis (Allatoona) ... Excelled as a wide receiver before concentrating on the secondary as a senior.

Personal

Son of Marquis and Aishia Alston ... Born Aug. 30, 2000 ... Older brother, Cortez, is a defensive lineman at Penn.

Justin BARTEE

26



DB ■ R-Jr. ■ 5-10 ■ 205
Vienna, Va.
Oakton

2018 (Redshirt Sophomore)

Did not see any game action.

2017 (Redshirt Freshman)

Named defensive scout team player of the week following the Louisville game ... Named to the ACC Academic Honor Roll.

2016 (True Freshman)

Redshirted ... Walked onto the program in the spring and participated in spring drills ... Had a pair of assisted tackles in the spring game for the Gold squad.

High School

Played at Oakton High School in Vienna, Va. ... Three-year letterman and team captain as a senior ... Helped the Cougars to the 2015 state Class 6A playoffs ... Played for Coach Jason Rowley ... Named Defensive Player of the Week ... Three-year all-academic honors ... Played two years of basketball at Oakton.

Personal

Son of Kenneth and Susan Barteet ... Born Sept. 12, 1997 ... Father wrestled at James Madison ... Finance major.

Carlos BASHAM, JR.

9



DL ■ R-Jr. ■ 6-5 ■ 275
Roanoke, Va.
Northside

2018 (Redshirt Sophomore)

Finished fourth on the team in tackles as a redshirt sophomore while earning his second varsity letter ... Finished the year with 64 total tackles while tying for the team lead with 11 tackles for loss ... Was second on the club with 4.5 sacks ... Second on the club with five quarterback hurries ... Team leader with two fumble recoveries ... Had six tackles and a TFL vs. Tulane (8/30) ... Returned a fumble 23 yards for a score vs. Louisville (10/27) ...

Had a season-high nine stops vs. Pittsburgh (11/17) ... Missed the Syracuse game (11/3) due to injury but returned the following week with five tackles in a win over NC State (11/8) ... Named ACC Defensive Lineman of the Week after recording four total tackles, two tackles for loss, and a fumble recovery and 23-yard touchdown return in a 56-35 win Louisville (10/27).

2017 (Redshirt Freshman)

Had a half tackle for loss in the Belk Bowl victory over Texas A&M ... Made his first career start and had three tackles, a TFL and a quarterback hurry against NC State (11/18) ... Had three tackles and a pass break-up at Syracuse (11/11) ... Combined with LB Grant Dawson to tackle a Utah State running back in the end zone for a safety (9/16) ... Was second on the team with five tackles in his collegiate debut vs. Presbyterian (8/31) ... Awarded his first letter.

2016 (True Freshman)

Redshirted.

High School

Team captain and the Virginia 3-A State Player of the Year in 2015 ... A three-star athlete by Rivals, ESPN and 247Sports ... Ranked No. 36 on the Roanoke Times list of the top 100 players in Virginia ... First Team 3-A all-state selection in 2015 ... First Team All-Timesland by the Roanoke Times ... First Team All-31 Conference and Defensive Player of the Year ... First Team Blue Ridge District Defensive Player of the Year ... Had 76 solo tackles, 21 tackles for loss and seven sacks as a senior ... Northside won the Blue Ridge District in 2015 ... Had nine receptions and a pair of touchdown catches at tight end ... Became a starter in 2013 on the Vikings' 3-A state championship team ... Four-year letterman ... Played for Coach Burt Torrence ... Started at center for the Vikings' basketball team.

Personal

Nickname is Boogie ... Son of Carlos, Sr. and Crystal Basham ... Born Dec. 16, 1997 ... Communication major.

BASHAM, JR.'S CAREER DEFENSIVE STATS

	G-GS	S-A-Tot	TFL-Yds	Sk-Yds	Int-Yds	PBU	FF-FR
2017	13-1	15-9-24	2.0-2	0-0	0-0	2	0-1
2018	12-12	36-28-64	10.0-37	4.5-28	0-0	0	1-2
Career	25-13	51-37-88	12.0-39	4.5-28	0-0	2	1-3

Essang BASSEY

21



DB ■ Sr. ■ 5-10 ■ 190
Columbus, Ga.
Columbus

Elected a team captain for the 2019 season ... Enters his senior season tied with OT Jake Benzing for the team lead with 26 consecutive starts ... Leads all defensive players with 28 career starts along with Amari Henderson ... Starts the 2019 campaign with 34 career pass break-ups, the fifth-most in school history ... His four career interceptions are the most among active Demon Deacons ... Ranks eighth in career passes defended (PBU and interceptions) with 38 ... Has started each of the last two bowl games for the Demon Deacons.

2018 (Junior)

Named second team All-ACC ... Started all 13 games and finished third on the team with 1,095 plays from scrimmage ... Third on the team with 74 total tackles ... Led the Deacs with 93 snaps against NC State (11/8) ... Led the team in pass break-ups for the second straight year with 15 including three vs. Tulane (8/30) ... Had a season-high 10 tackles in a win over Louisville (10/27) ... Added eight stops each against Boston College (9/13) and Syracuse (11/3) ... Recorded an interception against Towson (9/8) ... Scored his second career touchdown with a 51-yard fumble return against Rice (9/29) ... His five pass break-ups vs. Syracuse (11/3) are the second-most in a game by a Deacon in school history.

2017 (Sophomore)

Honorable mention All-ACC ... Tied the school record with 19 passes defended (16 PBU, 3 interceptions) ... Was second in the ACC in passes defended ... Finished 39th in the ACC in tackles per game with 5.8 ... Led the club with 1,178 total snaps ... His 121 total plays against Syracuse were the most by a Deacon in any game in 2017 ... Started all 13 games at cornerback and saw action on kickoff coverage team ... Had nine tackles and a game-high three pass break-ups in the Belk Bowl ... Named to ESPN's All-ACC Bowl team ... Set Wake Forest bowl game record with three pass break-ups in the Belk Bowl ... Against NC State (11/18) had eight tackles, a tackle for loss, two pass break-ups and a game-sealing interception in the end zone ... Led Wake Forest with 12 tackles at Syracuse (11/11) ... Had an end zone interception of Lamar Jackson vs. Louisville (10/28) ... Led the team with 10 tackles vs. the Cardinals ... Had two tackles for loss, two pass break-ups and five tackles vs. Appalachian State (9/16) ... Had his first career interception and turned it into a 30-yard pick-six just before the half at Boston College (9/9) to give the Deacons a 21-7 lead ... Named the ACC Defensive Back of the Week for his efforts ... Finished the game with five tackles ... Earned honorable mention player of the week honors from the Jim Thorpe Award ... Earned his second varsity letter.

2016 (Freshman)

Played in all 13 games as a true freshman ... Saw action at corner and on special teams ... Earned first career start vs. Florida State (10/15) in place of the injured Amari Henderson ... Was second on the team with a career-high eight tackles vs. the Seminoles ... Forced a fumble in the Military Bowl win over Temple.

High School

Team captain and first team all-state Class 5-A by the Columbus Ledger-Enquirer, Atlanta Journal-Constitution and the Georgia Sports Writers Association ... Three-star recruit by 247Sports, Rivals and ESPN ... All-Bi-City Athlete of the Year by the Columbus Ledger-Enquirer in 2015 ... As a senior, had 50 tackles, six tackles for loss, an interception and three fumble recoveries ... Rushed for 536 yards and two touchdowns ... Had 21 receptions for 577 yards and four touchdowns ... Averaged nearly 30 yards per kickoff return ... Helped the Blue Devils to the 5-A state playoffs in 2015 ... Had 31 tackles, 10 pass break-ups and five interceptions as a junior ... On offense, made 39 receptions for 503 yards and four touchdowns ... Earned All-Bi-City status in 2014 ... Four-year letterman for Coach Phil Marino.

Personal

Son of Edet and Umo Bassey ... Born August 12, 1998 ... Posted a 3.7 GPA in high school ... Participated in food drives at Columbus High ... Economics major.

BASSEY'S CAREER DEFENSIVE STATS

	G-GS	S-A-Tot	TFL-Yds	Sk-Yds	Int-Yds	PBU	FF-FR
2016	13-1	16-3-19	1.5-2	0-0	0-0	3	1-1
2017	13-13	52-23-75	6.0-11	0-0	3-30	16	0-0
2018	13-13	53-21-74	2.5-10	1.0-8	1-0	15	0-1
Career	38-26	121-47-168	10.0-23	1.0-8	4-30	34	1-2

Christian
BEAL-SMITH 26

RB ■ R-So. ■ 5-10 ■ 190
Winston-Salem, N.C.
East Forsyth



2018 (Redshirt Freshman)

Made his collegiate debut in the season-opener at Tulane (8/30) ... Recorded his first college carries against Towson (9/8) and was the second-leading rusher with 68 yards on six carries, an 11.3 average ... Career-high 10 carries vs. Notre Dame and added his first career KOR ... Finished fifth on the team with 231 rushing yards ... Had the second-highest yards per carry rate (4.9) among running backs ... Also a critical

member of the special teams where he tied for the team lead with six special teams tackles ... Picked up 60 yards on nine carries in a win over Rice (9/29) and had 44 yards on eight carries the following week vs. eventual national champion Clemson (10/6).

2017 (True Freshman)

Redshirted ... Named the offensive scout team player of the week following Wake Forest's win over Louisville ... Scored two touchdowns in 2018 spring game and posted game-high 97 rushing yards ... Enrolled at Wake Forest in January, 2017.

High School

Team captain ... Ranked as the No. 2 running back in the state by Scout and was a consensus three-star prospect by Scout, Rivals and 247 ... Rated the No. 34 running back in the South by Scout ... Considered the 27th-best prospect in North Carolina by the Fayetteville Observer ... Ranked by 247Sports as the No. 17 all-purpose back in the country ... Represented North Carolina in the Shrine Bowl of the Carolinas in December, 2016 ... Three-time All-Northwest selection by the Winston-Salem Journal ... Named the Piedmont Triad 4-A Conference Offensive Player of the Year ... Three-time all-conference pick ... Rushed for 1,525 yards and 25 touchdowns as a senior ... Averaged 6.7 yards per carry on 227 attempts ... Ran for six touchdowns in a 2016 win over Northwest Guilford ... Helped the Eagles to three consecutive conference championships ... Four-year letterman ... A versatile playmaker who saw action at six different positions while playing for Coach Todd Willert at East Forsyth ... Helped lead the Eagles deep into the state playoffs in his last two seasons ... Broke onto the varsity team as a freshman as he compiled 657 rushing yards on 97 carries and five touchdowns ... Add 25 receptions for 365 yards and three scores ... Rushed for 1,269 yards as a sophomore on 144 carries ... Add 37 receptions for 614 yards and three touchdowns ... Had 2,223 all-purpose yards and 23 total touchdowns ... Had 261 kickoff return yards and 79 yards on punt returns ... As a junior, carried 186 times for 1,659 yards and 23 scores ... Add 338 yards on receptions, 121 kickoff return yards and 69 punt return yards ... Competed in all the dash events at 400 yards and shorter in track.

Personal

Son of Nikia Beal and Robbin Smith ... Born March 6, 1999 ... Communication major.

BEAL-SMITH'S CAREER RUSHING STATS

	G-GS	Car	Yds	Avg	TD	Lg/Opponent
2018	13-0	47	231	4.9	0	52/Towson
Career	13-0	47	231	4.9	0	52/Towson

BEAL-SMITH'S CAREER RECEIVING STATS

	G-GS	Rec	Yds	Avg	TD	Lg/Opponent
2018	13-0	1	6	6.0	0	6/Syracuse
Career	13-0	1	6	6.0	0	6/Syracuse

Jake
BENZINGER 73

OL ■ R-Sr. ■ 6-7 ■ 295
Williamstown, Mass.
Mt. Greylock



2018 (Redshirt Junior)

Started all 13 games as a junior ... Has 27 career starts, the second-most on offense behind Justin Herron's 38 ... Tied for the team lead with Essang Bassey with 26 consecutive starts ... Was second on the team with 1,116 snaps ... Led the team in snaps against Notre Dame (99), Duke (83) and Memphis (101) ... Tied for the team lead with three games with 100 or more snaps ... Started the season-opener at Tulane (8/30) at right tackle but became the starter at left tackle the following week, replacing Herron who was lost for the year with an injury suffered against the Green Wave ... Tied for third on the team

in knockdown blocks in 2018 ... Has started each of Wake Forest's last two bowl victories ... Participated in commencement exercises in May and will finish his degree in economics in December.

2017 (Redshirt Sophomore)

Started all 13 games at right tackle and was an instrumental part of the line that allowed Wake Forest to set school records for total offense yards, passing yards and points in a season while finishing 33rd in the country in sacks allowed ... Earned his second varsity letter ... Played a season-high 97 snaps in the Belk Bowl win over Texas A&M (12/29) ... On the field for 987 snaps, tied for the most on the team among offensive linemen ... Played a team-high 68 snaps vs. Presbyterian in the season-opener (8/31) ... Was instrumental in helping the Deacon rushing attack average a school record 4.57 yards per carry.

2016 (Redshirt Freshman)

Saw his first college action with 13 snaps at left tackle at Duke (9/10) ... Made his first career start vs. Delaware, spelling Justin Herron who was nursing a sprained ankle ... On the field for 103 snaps on the season ... Saw a season-high 47 snaps vs. Delaware ... Earned his first varsity letter.

2015 (True Freshman)

Redshirted.

High School

Served as a team captain as a senior ... A First Team All-Berkshire selection as a senior ... Also named to the All-Western Massachusetts team as a senior ... Three-year starter on the offensive line ... A standout basketball and baseball player ... Led the basketball team to the state quarterfinals as a junior ... Comes from a program that went undefeated during a 33-game stretch from 2009-2012 and won three consecutive Western Massachusetts Super Bowl titles from 2010-2012 ... Coached by Shawn Flaherty ... As a high school senior, also played baseball where he hit .368 with nine doubles and 25 RBIs ... Averaged 8.3 PPG in basketball as a HS senior.

Personal

Son of John and Janice Benzinger ... Father was an All-Yankee Conference selection at UMass in 1986 and saw time with the New England Patriots ... Born Jan. 30, 1997.

Dion
BERGAN, JR. 95

DL ■ So. ■ 6-1 ■ 290
Kissimmee, Fla.
Osceola



2018 (Freshman)

Made his college debut in the season-opener at Tulane (8/30) ... Played in all 13 games and had 222 snaps while registering five tackles on the season ... Had tackles for loss against NC State (11/8) and Memphis (12/22) in the Birmingham Bowl ... Played a season-high 36 snaps against Rice (9/29).

High School

Team captain ... A consensus three-star recruit by 247 and ESPN, rated the 81st defensive end in the nation ... Played for Coach Doug Nichols ... As a senior was named All-district First Team on defense ... Selected to the all-county team by the Osceola News-Gazette ... Played in 11 games and recorded 41 tackles, 13 sacks, eight tackles for loss and a fumble recovery ... Had five tackles for loss in a shutout win over Gateway ... Helped lead the Kowboys to the 7-8A district championship ... Led Osceola to an undefeated regular season with 31 tackles and three tackles for loss as a junior ... Also competed in wrestling and track.


Personal

Son of Julissa Diaz and Dion Bergan ... Member of the Honor Roll ... Born July 10, 2000 ... Has a brother, Alex, who plays football at Marist.

BERGAN'S CAREER DEFENSIVE STATS

	G-GS	S-A-Tot	TFL-Yds	Sk-Yds	Int-Yds	PBU	FF-FR
2018	13-0	2-3-5	1.5-4	0-0	0-0	0	0-0
Career	13-0	2-3-5	1.5-4	0-0	0-0	0	0-0

Rondell BOTHROYD 40



DL ■ R-Fr. ■ 6-4 ■ 280
 Willington, Conn.
 E.O. Smith

2018 (True Freshman)

Played in four games and retained his redshirt status ... Recorded his first career sack against Syracuse (11/3) ... Also saw action against Louisville (10/27), Pittsburgh (11/17) and Duke (11/24).

High School

Two-year team captain for Coach James Kelly at E.O. Smith High ... A three-year starter at defensive end ... Consensus three-star athlete who was rated as the fourth-best prospect in Connecticut ... Compiled 24.5 sacks and 10 forced fumbles during his prep career ... First Team all-state selection as a senior ... Made 45 tackles, 12.5 sacks and had an interception ... Also played on offense where he recorded 15 catches for 215 yards and four touchdowns ... Named Athlete of the Week by The Chronicle ... First Team All-Conference Division II ... Had 66 tackles, 15 tackles for loss, and 13 sacks, an average of 7.3 tackles and 1.3 sacks per game as a junior ... Forced five fumbles and recovered two, returning one for a touchdown ... Named First Team all-state by the New Haven Register ... CH-SCA All-State in Class L and First Team All-Central Connecticut Conference ... As a sophomore was named to the First Team All-Division II East team ... Also played basketball.

Personal

Son of Ashley Bothroyd ... Born Jan. 8, 2000 ... Received High Academic Honors.

Tayvon BOWERS 13



QB ■ R-So. ■ 6-1 ■ 200
 Harrisburg, Pa.
 Bishop McDevitt

2018 (Redshirt Freshman)

Saw his first college action against Towson (9/8) ... Was on the field for eight snaps and handed the ball off on each play.

2017 (True Freshman)

Redshirted ... Named to the ACC Academic Honor Roll.

High School

Team captain ... Rated as the No. 1 quarterback in Pennsylvania by Scout ... Ranked as the No. 21 dual-threat quarterback by ESPN.com and No. 24 by 247Sports ... Three-star prospect from ESPN, 247 and Scout ... First Team all-state pick as a junior ... Threw for 1,545 yards and 17 touchdowns as a senior while rushing for six scores ... Completed 233 passes for 3,576 yards and 42 touchdowns and 13 interceptions as a junior ... Rushed 93 times for 395 yards and three touchdowns ... Played for Coach Jeff Weachter.

Personal

Son of Jennifer Wilkerson ... Born Dec. 3, 1998 ... Member of the National Honor Society ... QB coach at Bishop McDevitt was Matt Johnson, a Bowling Green QB who excelled under the direction of offensive coordinator Warren Ruggiero ... Nephew of Troy Drayton who played at Penn State in and in the NFL ... Suffered a torn ACL late in the 2016 season and wrote a piece for The Players' Tribune detailing his recovery ... Economics major.

Jarrett BROWN 32



WR ■ Fr. ■ 6-0 ■ 150
 Flower Mound, Texas
 Marcus


High School

Played for Coach Kevin Atkinson at Marcus High ... Academic All-State selection for the Marauders ... Had six receptions for 40 yards in 2018 ... Member of the National Honor Society ... Graduated in the top 10 percent of his class.

Personal

Son of Shane and Karen Brown ... Born May 13, 2001.

Jeff BURLEY 32



LB ■ R-So. ■ 6-2 ■ 230
 Jackson, Ga.
 Jackson

2018 (Redshirt Freshman)

Missed the season while rehabilitating a torn ACL.

2017 (True Freshman)

Redshirted.


High School

Team captain ... Consensus three-star ranking for all major recruiting services ... Considered the No. 31 inside linebacker in the nation by 247 ... The No. 11 LB in Georgia and a top 100 recruit in the state by Scout ... First Team all-state Class 3-A by the Atlanta Journal Constitution ... Region 4-3A Defensive Player of the Year and overall Player of the Year in 2016 ... Named to the Georgia Southeast Bowl All-Star game ... Named team MVP and earned the Red Devils' Leadership Award as both a junior and senior ... The Red Devils finished the year 8-4 and were listed in the state final Top 10 by the Atlanta Journal-Constitution ... Helped the team to a 9-3 record and a regional championship in 2015 ... Named all-region in 2015 ... Picked for the Georgia Junior Elite All-Star game in 2015 ... Team Rising Star award in 2014 as a sophomore ... Four-year letterman for Coach Dary Myricks ... Also participated in basketball.

Personal

Son of Debra and Luther Burley ... Born Aug. 21, 1998 ... Two-year member of the honor roll ... History major.

Cade CARNEY 36



RB ■ Sr. ■ 5-11 ■ 215
 Advance, N.C.
 Davidson Day

Elected a team captain in 2019 for the second consecutive year ... Enters his senior season as the 15th-ranked rusher in school history with 1,826 yards ... Owns five career 100-yard rushing games ... Became Wake Forest's first 1,000-yard rusher since Chris Barclay in 2005 ... Has 18 career starts after sharing duties with Matt Colburn the last three seasons ... Has rushed for 16 career touchdowns with eight of them from one-yard out ... One of just three returning players in the ACC who rushed for 1,000 yards in 2018.

2018 (Junior)

Rushed for 1,005 yards including a team-best three 100-yard games ... Led the team with 189 carries, eight rushing touchdowns and a 5.3 YPC average ... Named ACC Running Back of the Week after posting a career-high 223 yards rushing in the

regular season finale at Duke (11/24), the 13th-highest single game total by a Deacon rusher and the most-ever by a Wake player vs. the Blue Devils ... Achieved that feat at Duke with a career-high 31 carries and two touchdowns in what was the 24th-best rushing game in the nation in 2018 ... It was the most carries by a Deacon since Chris Barclay had 30 vs. NC State in 2005 ... In two career games vs. Duke, has carried 48 times for 331 yards and five touchdowns ... Added 100-yard games against Towson (9/8) with 130 yards and vs. Boston College (9/13) with 116 yards ... Scored the game-winning touchdown in overtime at Tulane (8/30) ... Carried six times for 21 yards in OT including the final five carries vs. the Green Wave ... Made his first start of the season vs. Pittsburgh (11/17) ... Scored on a pair of one-yard runs vs. Rice (9/29) ... Named to the All-ACC Academic team.

2017 (Sophomore)

Rushed for a 1-yard touchdown against Texas A&M in the Belk Bowl that gave the Deacons a 48-45 lead en route to a 55-52 win ... Suffered an injury in the first quarter vs. Louisville (10/28) after just one carry ... Missed the final four games of the regular season with injury ... Had seven carries for 24 yards vs. Appalachian State (9/23) but saw limited second half action due to bruised ribs ... Returned to action and started at Georgia Tech (10/21) and led the team with a season-high 92 yards on 19 carries ... Had 13 carries for 40 yards and a 3-yard touchdown run at Boston College (9/9) ... Added a career-long 23-yard reception vs. the Eagles ... Named to the ACC Academic Honor Roll.

2016 (Freshman)

Became the first true freshman RB in at least 65 years to start his first game on campus when he earned the nod in the season-opener against Tulane (9/1) ... Also had the first two plays of the game, a 2-yard carry and a 4-yard reception from Kendall Hinton ... Had a break-out game against Duke (9/10) ... Carried 17 times for 108 yards and three touchdowns ... Was Wake Forest's first true freshman with a three-touchdown game since Chris Barclay vs. Purdue in 2002 ... Broke a 14-14 tie with a 55-yard burst to lead the Deacons to the 24-14 win ... Named the ACC Rookie of the Week ... Also recognized by 247Sports.com as its True Freshman of the Week ... Named the National Freshman of the Week by CBS Sports ... Suffered an injury in practice and missed the Delaware, Indiana and NC State games ... Returned to action vs. Syracuse (10/8) and collected his second consecutive 100-yard game ... Posted career-high 29 carries and had 104 yards on the ground ... Rushed for 87 yards vs. Virginia (11/5), his top game of the second half of the season ... Led the team with 102 all-purpose yards vs. the Cavaliers ... Led the team in rushing with 18 carries for 59 yards and a touchdown against Clemson (11/19) ... Team all-purpose yards leader vs. the Tigers with 76 yards ... Team rushing leader in the Military Bowl win over No. 23 Temple with 71 yards on 17 carries ... Scored on an 11-yard run vs. the Owls ... Finished 10th in the league in rushing in ACC games with 69.1 yards per game ... On the field for 422 snaps in 2016, the most of all running backs ... Finished second on the team in rushing behind Matt Colburn with 589 yards ... Tied for the team lead with six touchdowns ... Posted the fifth-most rushing yards by a true freshman in school history ... Academic All-ACC selection ... Earned his first varsity letter.

High School

Four-year team captain ... Rated a three-star athlete and among the top 50 players in the state by ESPN, Rivals and 247Sports ... Played his senior year at Davidson Day School after spending first three years at Davie High School ... Helped Davidson Day go 12-0 in 2015 and win the NCISSA Division I state championship ... Played for Coach Chad Grier at Davidson Day ... Averaged 30 yards on kickoff returns and 33.4 yards on punt returns as a senior ... Rushed for 1,188 yards and 16 touchdowns in eight games as a senior ... Named the Charlotte Football Awards Player of the Year in 2015 ... Named to the Charlotte Observer All-Area First Team as a senior and earned all-state honors ... Was an All-Central Piedmont Conference selection at Davie in 2012 and 2013 and a three-time All-Northwest selection by the Winston-Salem Journal ... Earned CPC Player of the Year honors as a freshman ... Became a starter at

Davie County as a freshman in 2012 when he had 274 carries for 1,908 yards and 17 touchdowns ... Rushed for 3,815 yards and 43 touchdowns in three seasons at Davie County.

Personal

Son of Carl and Teddy Carney ... Father played defensive line at East Carolina ... Born June 28, 1997 ... Was an honor roll student and a member of the Headmaster's List ... Communications major.

CARNEY'S CAREER RUSHING STATS

	G-GS	Car	Yds	Avg	TD	Lg/Opponent
2016	10-10	156	589	3.8	6	55/at Duke
2017	7-6	63	232	3.7	2	17/at Boston College
2018	13-2	188	1,005	5.3	8	42/Boston College
Career	30-18	407	1,826	4.5	16	55/Duke

CARNEY'S CAREER RECEIVING STATS

	G-GS	Rec	Yds	Avg	TD	Lg/Opponent
2016	10-10	12	74	6.2	0	15/Virginia
2017	7-6	3	31	10.3	0	23/at Boston College
2018	13-2	3	23	7.7	0	9/Boston College
Career	30-18	18	128	7.1	0	23/at Boston College

Teddy CENTOFANTI 87



WR ■ R-Fr. ■ 5-11 ■ 180

Winchester, Mass.
Winchester

2018 (True Freshman)

Redshirted after walking on in the fall.

High School

Played wide receiver and linebacker for Coach Wally Denbowski ... Two-year starter at linebacker who helped the Sachems to the state playoffs each year ... Helped the wrestling team win a pair of Middlesex League championships ... Earned the football team award as the hardest-working player on the team ... Had 40 tackles and two interceptions on defense while making 22 receptions on offense.

Personal

Son of Joseph and Christine Centofanti ... Born Feb. 22, 2000.

Isaiah CHANEY 93



DL ■ Fr. ■ 6-4 ■ 255

Cartersville, Ga.
Cartersville


High School

A team captain and consensus three-star athlete, rated the No. 72 defensive end in the nation ... Was a high school teammate of current Demon Deacon JaCorey Johns in 2017 ... Helped lead the Cartersville Purple Hurricanes to state championships in 2015 and 2016 and the state runner-up in 2018 ... Played for Coach Joey King ... Part of a Cartersville senior class that won 55 games in their four years ... Finished the regular season with 13 tackles, 2.5 tackles for loss and 1.5 sacks ... Named second team all-region ... Recovered a fumble in the state playoff win over Baldwin ... Had 25 tackles, three sacks and a fumble recovery as a junior in 2017 while being named honorable mention all-state.

Personal

Son of Brittany Chaney and the grandson of Ada Chaney ... Also played basketball ... Born January 30, 2001.

Brandon CHAPMAN 23



TE ■ R-Jr. ■ 6-5 ■ 255

Grove City, Ohio
Grove City

2018 (Redshirt Sophomore)

Was on the field for 567 snaps as a redshirt sophomore in 2018 ... Played a career-high 100 snaps in the season-opener at Tulane (8/30) ... Made his first career reception vs. the Green Wave ... Finished the season with 12 receptions for 93 yards ... Made a career-best three receptions for 36 yards vs. Pittsburgh (11/17) ... Caught two passes for 22 yards at Florida State (10/20) ... Had a season-long 21-yard reception vs. Pittsburgh.

2017 (Redshirt Freshman)

Member of the kickoff return team ... Saw action in 11 games and was on the field for 74 snaps.

2016 (True Freshman)

Redshirted.

High School

Team captain at Grove City High School, just outside of Columbus, Ohio ... Rated the No. 33 tight end in the nation by 247Sports ... Considered one of top 45 players in Ohio by 247Sports and ESPN ... Earned three stars from 247Sports, Rivals, ESPN and Scout ... Considered an outstanding blocker as well as a receiving threat ... Was a three-year starter at tight end for the Greyhounds ... Also lettered in basketball ... Played for Coach Mike Lanza.

Personal

Son of Frank and Elizabeth Chapman ... Brother, Dalton, played at Bowling Green State University in 2012-13 ... Born August 3, 1997 ... Member of the Junior Honor Society ... Posted a 3.8 GPA in high school ... Has volunteered with autistic children ... Health and Exercise Science major.

CLAUDE'S CAREER RECEIVING STATS

	G-GS	Rec	Yds	Avg	TD	Lg/Opponent
2017	11-0	0	0	0.0	0	--
2018	13-0	12	93	7.8	0	21/Pittsburgh
Career	24-0	12	93	7.8	0	21/Pittsburgh

Spencer CLAPP 56



OL ■ R-So. ■ 6-6 ■ 290

Gibsonville, N.C.
Eastern Guilford

2018 (Redshirt Freshman)

Did not see action while rehabbing from an injury.

2017 (True Freshman)

Redshirted ... Had ACL surgery following the 2017 season that limited him in 2018.

High School

Team captain ... First Team all-state on the 3-A NCPreps.com team ... Named to the All-Area team by the Greensboro News-Record as a defensive tackle ... Also a dominating blocker on the offensive side ... Played for Coach Doug Robertson ... Two-time All-Mid State 3A selection ... Helped the Wildcats win their first Mid State 3A Conference championship and reach the Class 3AA state championship game in 2016 at BB&T Field ... Team went 15-1 and finished runner-up in the state playoffs ... Finished his senior year with 106 tackles and 16.5 sacks ... Recorded four sacks in a win over Western Alamance.

Personal

Son of Lisa and Andy Clapp ... Born Jan. 9, 1999 ... Health and Exercise Science major.

Steven CLAUDE 5



WR ■ R-Sr. ■ 6-2 ■ 200

Miami, Fla.
Champagnat Catholic

2018 (Redshirt Junior)

Earned his third varsity letter in 2018 ... Had four receptions for 55 yards while playing 450 snaps ... Played a career-best 97 snaps vs. Boston College (9/13) ... Had his top game as a receiver with two catches for 32 yards vs. BC while making his first career start ... Made a gorgeous over-the-shoulder 26-yard reception on a third-and-10 play in the third quarter ... Critical special teams performer who had four tackles ... Participated in commencement exercises in May and will finish his degree in communication in December.

2017 (Redshirt Sophomore)

Was out of school in the spring of 2017 and returned to campus just before the start of preseason camp ... Member of the kickoff return and kickoff coverage teams ... Had his first catch of the season on a 13-yard reception vs. Utah State (9/16) ... On the field for 203 snaps with a game-high 29 vs. Utah State ... Had three tackles, all on special teams, in the Belk Bowl.

2016 (Redshirt Freshman)

Played in all 12 regular season games at wide receiver and on special teams ... Was in on 258 plays on the year including a high of 43 in the season-opener vs. Tulane ... Had a 13-yard reception vs. Delaware and a 14-yard catch at Florida State ... Had four tackles on the year including three on special teams ... Earned his first varsity letter.

2015 (True Freshman)

Redshirted.

High School

Team captain as a senior ... Rated as a three-star recruit by 247, ESPN, Rivals and Scout ... Ranked the No. 58 wide receiver in the country by Rivals ... Selected all-state twice and all-Dade County twice ... Selected to play in the Nike North South All-Star game as well as the O/D All-American Bowl ... Team finished 14-0 and was crowned state champs in 2013 and district champs in 2012 and 2014 ... Finished high school career with 80 receptions, 19 touchdowns, and 1,609 yards ... Coached by Mike Tunsil.


Personal

Son of Latrebah Dixson and Steve Claude ... Born Nov. 21, 1996.

CLAUDE'S CAREER RECEIVING STATS

	G-GS	Rec	Yds	Avg	TD	Lg/Opponent
2016	12-0	2	27	13.5	0	14/Florida State
2017	13-0	1	13	13.0	0	13/Utah State
2018	12-1	4	55	13.8	0	26/Boston College
Career	37-1	7	95	13.6	0	26/Boston College

Jack CONNELLY 48



TE ■ Fr. ■ 6-6 ■ 215

Palos Verdes, Calif.
Chadwick


High School

A walk-on tight end from Chadwick High in Palos Verdes, CA ... Helped the Dolphins to back-to-back 10-1 records in 2017-18 ... Led Chadwick to a pair of state quarterfinal appearances and a trip to the semifinals in 2018 while playing for Coach Tom Coate ... Also lettered in basketball ... Named to the All-South Bay all-star team ... Had 700 yards receiving and 10 touchdowns as a senior.

Personal

Son of Michael and Cara Connelly ... Born June 29, 2000 ... Sister Anna played volleyball at Syracuse from 2014-18.

Anthony D'ANGELO 43



DB ■ R-Fr. ■ 5-6 ■ 185
Medfield, Mass.
St. Mark's School

2018 (True Freshman)

Redshirted after walking on in the fall.

High School

Team captain in football, wrestling and baseball ... Played for Coach Chris Young ... Helped the Lions to a second place finish in the ISL-8 as a senior ... Second team All-ISL as a junior and senior in both football and wrestling ... Played defensive line as a senior and recorded 12 sacks ... Ranked the No. 6 wrestler in New England at 160 pounds.

Personal

Son of Andrew and Carrie D'Angelo ... Born April 19, 2000 ... Class Valedictorian.

Coby DAVIS 20



DB ■ R-So. ■ 5-11 ■ 200
Upper Marlboro, Md.
Maret School

2018 (Sophomore)

Tore his ACL in the season-opener at Tulane (8/30) ... Had one tackle vs. Tulane before his second half injury ... Missed the remainder of the season and redshirted.

2017 (Freshman)

Part of Wake Forest's nickel package ... Saw more playing time at safety as the year progressed ... Earned his first varsity letter ... Had a pass break-up at Syracuse (11/11) ... Had a pass break-up at Appalachian State (9/23) ... Season-best three tackles vs. NC State (11/18) and in the Belk Bowl (12/29) ... Seven of his 10 tackles on the season came in the last three games ... On the field for 336 snaps on the year including a season-high 61 at Syracuse (11/11) ... Named to the ACC Academic Honor Roll ... Earned his first varsity letter.

High School

Team captain ... A three-star prospect by 247 ... Considered the No. 11 recruit in D.C. in 2016 ... Four-time All-Mid-Atlantic Conference selection at defensive back ... First Team All-USA Today for the District of Columbia ... Second Team All-Met pick in 2016 by the Washington Post ... Member of the Elite 100 and a finalist for Team Maryland ... Four-year letterman for coach Mike Engelberg ... Helped the Frogs win one Mid-Atlantic Conference championship and one DCSAA title (2016) ... Returned the opening kickoff 96 yards for a touchdown in the DC State Athletic Association Class A championship game ... Team finished the year 12-0 ... Had six interceptions and totaled 15 touchdowns as a two-way player in 2015 ... Also a double-digit scorer in basketball and high jumper in track.

Personal

Son of Niki and Ross Allen ... Born Dec. 19, 1998 ... Computer science major.

DAVIS'S CAREER DEFENSIVE STATS

	G-GS	S-A-Tot	TFL-Yds	Sk-Yds	Int-Yds	PBU	FF-FR
2017	13-0	8-2-10	0-0	0-0	0-0	2	0-0
2018	1-0	0-1-1	0-0	0-0	0-0	0	0-0
Career	14-0	8-3-11	0-0	0-0	0-0	2	0-0

DeAndre' DELANEY 29



RB ■ R-Jr. ■ 6-3 ■ 205
Morristown, Tenn.
Morristown West

2018 (Redshirt Sophomore)

Saw action in eight games and was on the field for 89 plays in earning his first varsity letter ... Carried the ball for the first time against Towson (9/8) and gained 32 yards on seven carries ... Finished the season with 20 carries for 74 yards ... Had a season-high seven carries vs. Towson and Pittsburgh (11/17) ... Saw a season-high 21 snaps against the Panthers.

2017 (Redshirt Freshman)

Did not see any game action. Switched from defensive back to running back following the season.

2016 (True Freshman)

Redshirted ... Named the Defensive Scout Team player of the Week following the Delaware game.

High School

Team captain at Morristown West High ... An outstanding high school running back who initially transitioned to defense with the Demon Deacons ... First Team 5-A all-state by the Tennessee Sports Writers association ... Is the all-time leading rusher at Morristown West with 4,260 career yards ... Rushed for 1,863 yards and 22 touchdowns as a senior while collecting 377 receiving yards and three scores ... Named the Citizen Tribune's All-Lakeway Area Player of the Year ... Scored 26 total touchdowns for the Trojans ... Helped the Trojans reach the state quarterfinals in Class 5-A ... Saw action at OLB where he had 13 tackles, a tackle for loss and a sack in 2015 ... Named the East Offensive MVP in the Toyota East-West All-Star Classic in Cookeville, Tenn ... Scored the first touchdown of the game with a 23-yard run ... Finished the game with 12 carries for 69 yards ... Named the USA Today Offensive Player of the Week after rushing for 218 yards and five touchdowns against Seymour ... Rushed for 270 yards and three touchdowns in the City Championship win over Morristown East ... Helped the Trojans to the third round of the state playoffs ... Played for Coach Lamar Brown ... Ran for nearly 1,300 yards as a junior.

Personal

Son of Daryl and Tricia Delaney ... Born Feb. 6, 1998 ... Communication major.

Kenneth DICKS, III 10



DB ■ R-Fr. ■ 6-0 ■ 200
Cumming, Ga.
Lambert

2018 (True Freshman)

Maintained his redshirt while playing in four games ... Made his college debut in the season-opener at Tulane (8/30) ... Saw action on special teams primarily ... Played in each of the first three games of the season and vs. Pitt (11/17) ... Season-high 13 snaps vs. Boston College.

High School

Consensus three-star athlete rated the 68th-top prospect in Georgia and the No. 51 defensive end in the nation by ESPN ... Was the MVP of Nike's The Opening in Charlotte and posted the second-highest SPARQ score in the country ... Played for Coach Louis Daniel ... Three-year letterman ... Preseason Class 7A all-state selection as a senior ... Recorded 79 tackles, seven interceptions and 13 pass break-ups ... Second Team All-Region 5-7A as a defensive back ... Helped the Longhorns to the Region 5-7A championship during his junior season ... Collected 38 tackles, nine pass break-ups, and tied for team lead with five interceptions ... Had 18 kick returns for 426 yards

... Second Team All-Forsyth County ... First Team Region 5-7A as a junior ... Played in the Texas vs. The World All-Star game and was named defensive MVP ... Playing offense, had 204 rushing yards on 37 carries in four games as a sophomore.

Personal

Son of Monica and Kenneth Dicks, Jr. ... Born Sept. 27, 1998.

Dayton DIEMEL 52



LS ■ Sr. ■ 5-10 ■ 230
Hudson, Wis.
Hudson

2018 (Junior)

Earned his third varsity letter as the long-snapper ... Was on the field for 149 snaps including 78 punts, 22 field goal attempts and 49 of 50 PAT attempts ... Handled all 149 snap attempts without a bad snap.

2017 (Sophomore)

Starting long-snapper in all 13 games in 2017 ... Made a career-high two tackles at Clemson (10/7) ... Had four tackles on the season ... On the field for 152 snaps including 71 punts, 56 PATs and 25 field goal attempts ... Was perfect on every long snap ... Named to the ACC Academic Honor Roll.

2016 (Freshman)

Walk-on who joined the team during preseason camp in 2016 ... Did not see action through the first six games ... Thrust into the line-up at Florida State (10/15) ... Took over the long-snap duties in the second quarter and finished the game ... Handled all punt, field goal and PAT snaps over the last six games ... Tied the school bowl game record with one fumble recovery against Temple in the Military Bowl.


High School

Three-year letterman as a running back and long snapper at Hudson High ... Helped the Raiders to the state semifinals in 2013 and the quarterfinals in 2014 ... Played for coach Adam Knowles ... Twice earned all-conference honors at running back ... Three-time academic all-conference selection ... Rushed for over 2,000 yards during his career including 25 touchdowns ... Three-year starter at long snapper.

Personal

Son of Dave and Nancy Diemel ... Graduated in the top four percent of his class ... Born Aug. 18, 1997 ... Economics and engineering double major.

Will DRAWDY 34



RB ■ R-So ■ 6-0 ■ 200
Easley, S.C.
Easley

2018 (Redshirt Freshman)

Saw action in two games as a redshirt freshman ... Was on the field for five snaps vs. Clemson (10/6) and three vs. Rice (9/29).

2017 (True Freshman)

Redshirted.

High School

Helped lead Easley High to the 2016 state playoffs ... Earned First Team all-region ... Finished second in the state in rushing with 1,099 yards ... Named the Easley Offensive Player of the Year.

Personal

Son of Jack and Tonya Drawdy ... Grandfather played football at Wofford College in the late 1950s ... Member of the National Honor Society ... Born Aug. 2, 1999 ... Economics major.

Ian DRISCOLL 81



WR • R-So. • 5-10 • 170
Garden City, N.Y.
Holderness School

2018 (Redshirt Freshman)

Did not see any game action ... Named to the ACC Academic Honor Roll.

2017 (True Freshman)

Redshirted ... Named to the ACC Academic Honor Roll.

High School

High school quarterback who transitioned to wide receiver at Wake Forest ... Played at Kellenberg Memorial in 2015 and did a post-graduate year at Holderness School in 2016 ... Lettered three years in both football and lacrosse and earned a basketball letter ... Named All-New England Evergreen Conference ... Played for Coach Duane Ford and Jordan Graham ... Threw for over 1,000 yards and six touchdowns at Holderness School ... Helped team to 2016 state lacrosse championship game.

Personal

Son of Leo and Nancy Driscoll ... Older brother, Kyle, was a quarterback for Wake Forest ... Four-year member of the Honor Roll at Kellenberg ... Born Aug. 7, 1998 ... Finance major.

Mike EDWARDS 77



OL • R-Fr. • 6-6 • 330
Hope Mills, N.C.
South View

2018 (True Freshman)

Redshirted.

High School

Rated the No. 218 recruit in the country on 247Sports ... Four-star recruit ... Team captain ... Rated the No. 28 recruit in North Carolina and the 53rd-best tackle nationally ... Played for Coach Rodney Brewington ... Three-year starter at left tackle ... First Team all-state by the Associated Press as a senior ... Helped the Tigers to a 9-4 record and the second round of the state playoffs ... Named to the Shrine Bowl of the Carolinas All-Star game ... Saw action at offensive guard and left tackle ... Also played defensive tackle ... As a junior, named First Team All-Mid-South 4-A Conference and All-Cape Fear Region ... Won the conference heavyweight wrestling title as a sophomore.

Personal

Son of Sylvia McMillan ... Born Nov. 10, 1998 ... Was playing the trombone in the band before being invited to try out for football ... Owns his high school's record in the power clean.

Andy ELKINS 88



WR • Fr. • 6-1 • 195
Cambridge, Mass.
Buckingham Browne & Nichols

High School

Helped the Knights to an 8-1 record in 2018 ... Played for Coach Mile Willey as BBN won the ISL and New England championships ... Earned Boston Globe Player of the Week honors ... Had 45 receptions for 679 yards and four touchdowns ... Was a preseason first team All-ISL pick by the Boston Herald ... Had a 48-yard touchdown catch against Lawrence Academy ... Also participated in crew, basketball and track.

Personal

Born April 7, 2000 ... Son of Andrew and Carolina Elkins ... Mother played soccer at Princeton.

C.J. ELMONUS 70



OL • Fr. • 6-7 • 285
Fairview, N.C.
A.C. Reynolds

High School

Team captain and three-star offensive lineman who played in the Shrine Bowl of the Carolinas ... Named second team All-USA North Carolina ... Helped A.C. Reynolds to a 12-2 record as a senior and advance to the third round of the 3A-AA playoffs ... A first team All-Western Mountain Athletic Conference selection in 2018 ... Named honorable mention All-WMAC as a junior while helping the Rockets to the state championship game ... Led the Rockets to three conference championships ... Three-year starter who had a varsity record of 37-7 ... Also competed in track and field, throwing the shot and discus.

Personal

Son of Margaret Elmonus ... Born April 10, 2001.

Isaiah ESSISSIMA 37



DB • Fr. • 5-10 • 185
Houston, Texas
Fort Bend Hightower

High School

Team captain and consensus three-star recruit by 247Sports, ESPN and Rivals ... Rated the No. 130 cornerback in the nation by 247 while playing at Fort Bend Hightower High School near Houston ... Three-year letterman ... First team All-District 10-5-A Division-1 cornerback in 2018 ... Named academic all-district ... Ranked No. 49 by the Houston Chronicle on its list of the top 100 Houston area recruits ... Played his high school football for Coach Padriac McGinnis ... While primarily a defender, saw action on offense and as a kick returner for the Hurricanes.

Personal

Son of Deeanne and Felix Essissima ... Born Sept. 9, 2000.

Kendrell FLOWERS 27



RB • Fr. • 6-0 • 205
Columbia, S.C.
Irmo

High School

Team captain at Irmo High in 2018 ... Considered the No. 6 recruit in South Carolina ... Three-star prospect by 247, Rivals and ESPN ... Named first team All-USA South Carolina ... Two-time All-Region 4-5A selection ... Was averaging nearly 120 yards rushing per game through the first four contests ... Rushed for 220 yards and four touchdowns in the second game of the 2018 season ... Missed several games due to injury but returned with 200 yards and three touchdowns in a win over Lugoff-Elgin ... Played for Coach Reggie Kennedy ... Helped the Yellow Jackets to the Class 5A playoffs as a senior ... Posted 1,219 scrimmage yards and 10 touchdowns as a junior in 2017 ... Played wide receiver as a sophomore in 2016.

Personal

Son of Shawanda Priestler ... Nephew of former Clemson RB Raymond Priestler ... Born November 13, 2000.

Drelyn FORD 84



TE • Fr. • 6-3 • 215
Franklin, Va.
Franklin

High School

Served as a team captain at Franklin High School ... A three-star athlete considered a top 30 recruit in Virginia ... Rated the No. 34 tight end nationally by ESPN ... Named the Tri-Rivers District Co-Offensive Player of the Year as a senior ... Has played tight end, wide receiver and defensive end during his high school career ... Was first team all-district at defensive end and wide receiver as a junior while earning first team Group 1A all-conference honors as well ... Named Franklin's Homecoming King as a senior ... Played for Coach Karl Robertson ... Two-time all-state pick in basketball ... As a senior, earned District co-Player of the Year and Region co-Player of the year ... Scored 30 points with 18 rebounds and six blocks in his final prep game ... Earned second team all-state and region player of the year honors in basketball as a junior ... Averaged 16.7 points, 14.6 rebounds and 4.2 blocked shots per game while being named Tri-Rivers District Player of the Year in 2018 as well as the Region A Player of the Year ... Finished his basketball career with 1,201 points, 1,024 rebounds and 341 blocked shots.

Personal

Son of Atorya Pittman Blow and Lynn Ford, Jr. ... Honor Roll student ... Served as Student Government vice president ... Born July 27, 2001.

Miles FOX 11



DL • Grad. • 6-1 • 290
Lawrenceville, Ga.
Collins Hill/Old Dominion

Suffered an injury during spring practice that is expected to keep him sidelined for the 2019 season.

Prior to Wake Forest

A graduate transfer from Old Dominion ... Played in four games in 2018 before redshirting the remainder of the season ... Collected seven tackles, a pass break-up and a QB hurry ... Earned honorable mention All-Conference USA in 2017 ... Started all 12 games and led all defensive linemen with 57 tackles ... Collected 5.5 sacks and nine tackles for loss.

High School

Played for Coach Kevin Reach at Collins Hill High School where he served as a two-year team captain ... Collected 80 tackles and eight sacks as a senior while earning first team all-county and all-region honors.

Personal

Son of George and Cheryl Fox ... His seventh grade teacher was Peyton Woulard's mother ... Born January 23, 1997.

Royce FRANCIS 97



DL • R-Fr. • 6-3 • 260
Powder Springs, Ga.
Allatoona

2018 (True Freshman)

Redshirted.

High School


Team captain ... Consensus three-star athlete ... Rated the No. 81 prospect in the state by ESPN and the No. 62 strong defensive end nationally by 247 ... Played for Coach Gary Varner ...

Two-time all-region and All-Cobb County selection ... Closed his career with 184 career tackles, 18 sacks and five forced fumbles ... Is the Buccaneers' career sack leader ... First Team all-state Class 6-A as a senior ... Named the Region 6-6A Defensive Player of the Year ... Named all-state ... Helped the club to a 9-4 record and the quarterfinal round of the state playoffs ... Blocked two field goals in a game as a senior ... Member of the Marietta Daily Journal's Dynamite Dozen ... Had 8.5 sacks as a junior to go with 80 tackles, and seven tackles for loss as Allatoona won the Region 6-5A championship during junior season ... Helped Allatoona to the 5A state championship as a sophomore.

Personal

Son of Maleyne and Rico Francis ... Born Mary 26, 2000 ... Father played football at Vanderbilt ... Brother, Carter, plays football at Gardner-Webb.

Jack FREUDENTHAL 86



TE • R-Sr. • 6-3 • 235
Richmond, Va.
Trinity Episcopal

Elected a team captain for the 2019 season ... Enters his senior season as the school career leader for touchdowns per reception ... Has 18 career receptions and five TD catches, a TD catch every 3.4 receptions, the highest ratio in school history for a player with 10 or more career receptions.

2018 (Redshirt Junior)

Played and started all 13 games in earning his third varsity letter ... Nominated for the Burlsworth Trophy which goes to the nation's top player who began his career as a walk-on ... Made his first career start at Tulane (8/30) in the season opener but missed the second half following a targeting call ... Was on the field for 751 snaps including a season-best 87 against Boston College ... Season-high three receptions against Clemson (10/6) ... Had season-best 53 yards on two catches vs. Rice (9/29) ... Caught a 5-yard scoring pass from Sam Hartman vs. Boston College (9/13), a 9-yard catch from Hartman vs. Florida State (10/20) that gave the Deacs a 10-0 lead, a 28-yarder from Hartman vs. Louisville (10/27) and a 32-yard pass from Jamie Newman vs. NC State (11/8) ... The NC State catch came with just :30 to play and lifted the Deacons to a 27-23 win over the No. 14 Wolfpack ... Had a career-long 42-yard reception vs. Rice (9/29) ... Participated in commencement exercises in May and will finish his degree in communication in December.

2017 (Redshirt Sophomore)

Played on kickoff return, kickoff coverage, punt and field goal/PAT units ... Had a career-high three tackles, all on special teams, at Boston College (9/9) ... Caught his first career pass against Clemson (10/7), gaining 26 yards on the reception from Kendall Hinton ... Career-high two receptions for 16 yards vs. Notre Dame (11/4) ... Scored his first career touchdown on an 11-yard pass from John Wolford vs. the Fighting Irish ... On the field for 443 snaps on the season including season-best 54 at Notre Dame ... Recorded nine tackles on the season.

2016 (Redshirt Freshman)

Played on kickoff return, kickoff coverage and punt return teams throughout the season ... Saw action from the LOS vs. Florida State (10/15) ... On the field for 100 plays during the season with a high of 16 vs. Clemson ... Earned his first varsity letter.

2015 (True Freshman)

Redshirted.

High School

Played multiple positions at Trinity Episcopal ... Helped the Titans to the VISAA Division II Private School state championship in 2014 ... First Team all-state on both offense and defense ... Second Team All-Metro as a senior ... Named to the South Team for the Big River Rivalry All-Star game as a tight end ... Played for Coach Sam Mickens ... Scored all three touchdowns in the state championship game victory over St. Anne's-Bel-field ... Rushed for 122 yards and had 70 receiving yards in the title game ... Had 45 receptions, over 1,000 yards receiving and 22 touchdowns as a senior.

Personal

Son of Kevin and Carolyn Freudenthal ... Born March 26, 1997.

FREUDENTHAL'S CAREER RECEIVING STATS

	G-GS	Rec	Yds	Avg	TD	Lg/Opponent
2016	12-0	0	0	0.0	0	--
2017	13-2	3	42	14.0	1	26/at Clemson
2018	13-13	15	205	13.7	4	42/Rice
Career	38-15	18	247	13.7	5	42/Rice

Jake GALLI 57



LB • R-Fr. • 6-0 • 205
Washington, D.C.
Gonzaga College H.S. (Va.)

2018 (True Freshman)

Redshirted.

High School

A 2018 graduate of Gonzaga College High School in Arlington, VA ... Served as team captain while playing for Coach Randy Trivers ... Helped the Eagles to an 8-4 record and runner-up in the Washington Catholic in 2017 ... Defensive MVP as a senior ... Recorded 84 tackles, 7.5 tackles for loss and two sacks in 2017 ... Two-time Second Team all-conference pick ... Honorable mention All-Met by the Washington Post as a senior ... Played on four USA Football International teams from 2015-2018.

Personal

Son of Tom and Cincy Galli ... Born Jan. 29, 2000 ... Member of the National Honor Society and the National Society of High School Scholars.

Nathan GILLIAM 71



OL • R-Sr. • 6-5 • 300
Knoxville, Tenn.
Farragut

2018 (Redshirt Junior)

Started all 13 games in 2018 as he was awarded his third varsity letter ... Has 16 career starts ... Led the team in total offensive snaps with 1,121 ... Had three games of 100 or more snaps including Boston College (113), Florida State (108) and Memphis (101) ... Led the team with 108 snaps against FSU (10/20) and tied for team lead with 83 snaps vs. Duke (11/24) ... Started the opener at Tulane (8/30) at right guard but started the final 12 games at right tackle after Justin Heron went down for the season with an injury ... Tied for third on the team in knockdown blocks In 2018 ... Participated in commencement exercises in May and will finish his degree in economics in December.

2017 (Redshirt Sophomore)

Started two games in 2017 ... Started at guard vs. Appalachian State (9/23) and at Georgia Tech (10/21) ... Saw extensive time against Louisville (10/28) ... Played 567 snaps including a season-best 90 vs. Utah State (9/16) ... Earned his second

varsity letter.

2016 (Redshirt Freshman)

Played in 10 games as a redshirt freshman ... Made his first career start vs. Louisville ... On the field for 80 snaps against the Cardinals ... Saw action on 206 plays during the season including 67 vs. Delaware ... Graded out at 100 percent vs. Indiana ... Earned his first varsity letter.

2015 (True Freshman)

Redshirted.


High School

Team captain as a senior ... Rated as a three-star recruit by 247, ESPN, Rivals and Scout ... Named First Team all-state in Class 6A in 2014 by the Tennessee Sports Writers Association ... Named All-District 4AAA and the district's lineman of the year ... All-Knoxville Interscholastic League honoree ... First Team All-PrepXtra ... Played in the Toyota East-West All-Star game following his senior season ... Coached by Eddie Courtney.

Personal

Son of David and Michelle Gilliam ... Born July 6, 1997 ... Brother, Jacob, was a starting offensive lineman at Tennessee in 2014 ... Attended the same high school as former Deacon great and NFL player Tyson Clabo.

Keegan GOOD 39



DB • R-Jr. • 6-0 • 200
Pinehurst, N.C.
Pinecrest

2018 (Redshirt Sophomore)

Saw action in three games, logging 17 total plays ... Saw his most extensive action with 10 snaps in the regular season finale victory at Duke (11/24) ... Also played six snaps in a victory over Rice (9/29) ... Named to the ACC Academic Honor Roll.

2017 (Redshirt Freshman)

Did not appear in any games ... Named to the ACC Academic Honor Roll.

2016 (True Freshman)

Redshirted.

High School

Three-year letterman at Pinecrest who helped the Patriots to a 29-6 record over his last three seasons ... Team captain in football and lacrosse ... Was a two-time All-South Eastern Conference selection at defensive back for the Patriots ... Missed most of his senior season with an injury but had two interceptions in one contest ... Recorded 50 tackles and made three interceptions as a junior, returning one for a score .. Had 88 tackles and three picks as a sophomore ... MVP of lacrosse team ... Member of the National Honor Society.

Personal

Son of William and Kathy Good ... Born Oct. 27, 1997 ... Economics major.

DeVonte GORDON

62



OL ■ Fr. ■ 6-5 ■ 295
Washington, D.C.
Maret School

High School

Joined the Demon Deacons in January, 2019 ... High school team captain ... Consensus three-star athlete by Rivals, 247Sports and ESPN ... Rated the sixth-best player in Washington D.C. and the No. 51 offensive tackle nationally by 247Sports ... Suffered a severe ankle injury during his senior season ... Played for Coach Mike Engelberg ... A mobile player with a solid background in basketball ... Earned second team All-Met honors from the Washington Post along the offensive line and honorable mention on defense as a senior ... Twice named All-MAC ... All-Met preseason watch list ... Led The Maret School to a third place finish in the state as a senior ... Named to the USA Today D.C. First Team offensive unit ... As a junior, helped the Frogs to a 12-0 record and the DCSAA Class A Championship.

Personal

Son of Darlene Gordon ... Born April 7, 2000 ... High school teammate of current Deacon Coby Davis.

Jeremiah GRAY

35



DB ■ Fr. ■ 6-1 ■ 220
Charlotte, N.C.
Charlotte Christian

High School

A team captain at Charlotte Christian ... Rated a three-star safety by 247, ESPN and Rivals ... Scored a 108.66 rating at the Elite 11 Regional in Charlotte, one of the top 125 scores in the nation ... Ranked the No. 39 recruit in North Carolina by Rivals and No. 35 in the state by 247 ... A standout high school safety who is projected as a big, physical defender ... Helped Charlotte Christian and Coach Jason Estep to back-to-back state championships ... Helped the Knights to an undefeated season and a 21-game winning streak ... Collected 55 tackles and three interceptions as a senior ... Had a 77-yard return of a blocked field goal attempt vs. Charlotte Country Day ... Finished career with 132 tackles, six interceptions, two forced fumbles and 12 passes broken-up ... Had 47 tackles as a junior along with one interception and seven pass break-ups ... Transferred to Charlotte Christian from Ardrey Kell following his sophomore year ... Was Ardrey Kell's Rising Star of the Year in 2016 ... Missed three games in 2016 as a sophomore with a broken arm but still recorded more than 50 tackles, two interceptions and a fumble recovery.

Personal

Son of Dr. Derwin Gray who played at BYU and spent six years in the NFL including his final year with the Carolina Panthers, and Vicki Gray, a former BYU track and field athlete ... Father is pastor of Reformation Church in Charlotte ... Born August 22, 2000.

Donavon GREENE

24



WR ■ Fr. ■ 6-2 ■ 200
Mount Airy, N.C.
Mount Airy

High School

Team captain at Mount Airy who enrolled at Wake Forest in January, 2019 ... A consensus four-star wide receiver and the No. 13 prospect in North Carolina by Rivals ... Rated the No. 36 wide receiver nationally and the No. 9 player in the state by 247 ... Named second team All-USA North Carolina ... Invited to the Shrine Bowl of the Carolinas, becoming the first Mount Airy player in 35 years invited to the all-star game ... Helped the Granite Bears to a 12-1 record and the Class 1-AA state quarterfinals ... Played for Coach J.K. Adkins ... Made 56 receptions for 1,257 yards and 14 touchdowns ... Scored four times on defense ... On defense, had five interceptions and a team-high seven pass break-ups in 2018 including three picks in a single game ... Led Mount Airy to the Northwest 1A championship as a senior while leading the conference in receiving yards and touchdowns. ... Averaged nearly 114 yards receiving per game as a senior ... Had 95 yards and a 32-yard touchdown catch in a playoff win over Polk County ... Caught four passes for 119 yards and two touchdowns against Winston-Salem Prep ... Named a WXII Athlete of the Week in 2018 ... Returned a fumble 93 yards for a score against Swain County in the first round of the playoffs ... Had 46 receptions for 1,138 yards and 16 touchdowns as a junior as Mount Airy won the Class 1-AA Western Region Championship and reached the state title game ... Named the Northwest 1-A Co-Offensive Player of the Year in 2017 ... Added 50 tackles, seven interceptions on defense during a 14-1 season as a junior ... Named to the All-Northwest team by the Winston-Salem Journal in 2017 and 2018 ... Lettered in football, basketball and track where he recorded a 6-4 high jump and a 20-11 long jump while running a leg on the state champions 4x200 relay team ... Was All-Northwest 1-A in basketball as a junior ... Four-year varsity player who competed on the varsity football team in 2015 and 2016 as well.

Personal

Son of Freda and Gregory Greene ... Has a twin brother, Greg, Jr., who also played football at Mount Airy ... Born December 11, 2000.

Nasir GREER

3



DB ■ So. ■ 6-0 ■ 200
Rex, Ga.
Stockbridge

2018 (Freshman)

Played in 12 games and was on the field for 487 snaps in earning first varsity letter as a freshman ... Finished 11th on the team with 41 tackles and had the most tackles of any true freshman on the team ... Played a season-high 83 snaps against Duke (11/24) ... Made his college debut in the season-opener at Tulane (8/30) ... Had a break-out game against No. 8 Notre Dame (9/22) with three tackles and a forced fumble ... Missed the Rice (9/29) game due to injury ... Career-high seven tackles vs. Clemson (10/6) ... First career interception was a 20-yard pick-six at Duke that gave the Deacons a 28-7 lead ... Recorded six tackles against Florida State (10/20) and Pittsburgh (11/17).

High School

Enrolled at Wake Forest in January 2018 ... Team captain in high school ... Consensus three-star athlete by Rivals and 247Sports ... Ranked the 110th-best safety in the class of

2018 ... Played for Coach Kevin Whitley ... Honorable mention all-state Class 5-A as a senior ... Had 65 tackles, four interceptions and a pair of defensive touchdowns as a senior ... Named First Team All-Region 4-5A ... Selected as the Stockbridge Defensive Player of the Week after games against Lovejoy and Eagles Landing ... Helped the Tigers to the top seed in Region 4-5A ... Stockbridge went 12-1 and undefeated in the regular season ... Named First Team All-Region 4-5A during junior year ... Second Team All-Henry County as a junior by the Henry Herald ... Had 62 tackles as a junior in helping Stockbridge to a 13-1 record ... Recorded two interceptions and six pass break-ups ... Started every game as a junior for the Tigers en route to the class 5A final four ... Ran track and competed in the 200m, 400m, 110m hurdles, 300m hurdles and triple jump.

Personal

Son of Drina Williams ... Born Sept. 16, 1999 ... Honor Roll student.

GREER'S CAREER DEFENSIVE STATS

	G-GS	S-A-Tot	TFL-Yds	Sk-Yds	Int-Yds	PBU	FF-FR
2017	12-0	25-16-41	2.0-5	0-0	1-20	2	1-0
Career	12-0	25-16-41	2.0-5	0-0	1-20	2	1-0

Nolan GROULX

22



WR ■ Fr. ■ 6-0 ■ 190
Cornelius, N.C.
Hough

High School

Team captain at Hough High who enrolled in January, 2019 ... Consensus four-star wide receiver ... Ranked as the No. 74 prospect in the nation by Rivals ... Rated the No. 2 player in the state and the No. 14 wide receiver in the class ... Named first team All-USA North Carolina ... Considered the top wide receiver in North Carolina ... Selected for the 2019 All-American Bowl in San Antonio ... Played in the Shrine Bowl of the Carolinas in December, 2018 where he led all receivers with seven catches and a team-high 60 yards ... Finished his career No. 2 in Mecklenburg County history with 4,081 career receiving yards and fourth with 39 touchdown catches ... Played for Coach Matt Jenkins at Cornelius Hough ... Caught 52 passes for 836 yards and six touchdowns as a senior ... Helped the Huskies to an 11-3 record in 2018 and the third round of the playoffs ... Named first team I-MECK 4A all-conference and a Big 22 Player to Watch by WSOC ... As a junior, caught 75 passes for 1,101 yards and 17 touchdowns ... Had three receptions for 106 yards and a touchdown in a 48-10 win over Providence ... Led Hough to an 11-4 record in 2017 and a berth in the Class 4AA semifinals game ... As a sophomore at Davidson Day in 2016, set the Mecklenburg County receiving record with 1,853 yards and 24 touchdowns while catching passes from current Demon Deacon Sam Hartman ... First team MaxPreps All-American and first team all-state by the Associated Press ... Played with current Deacons Sam Hartman, Cade Carney and Chase Monroe at Davidson Day in winning the state title in 2016.

Personal

Son of Steve and Kathy Groulx ... Has an older brother, Garrett, who is a defensive lineman at James Madison ... Born January 14, 2001.

Tyriq HARDIMON 27

DB ■ R-So. ■ 6-0 ■ 195
Marietta, Ga.
Lassiter



2018 (Redshirt Freshman)

Played in nine games and was on the field for 126 snaps while collecting first varsity letter ... Made his college debut in the season-opener at Tulane (8/30) ... Played a season-best 28 snaps vs. Towson (9/8) ... Had nine tackles on the year including a season-high four against Towson (9/8).

2017 (True Freshman)

Redshirted ... Named to the ACC Academic Honor Roll.

High School

Team captain ... Consensus three-star recruit ... Rated the No. 60 safety in the nation by Rivals ... Considered the No. 13 safety in Georgia by Scout ... Member of the Marietta Daily Journal Dynamite Dozen college prospects ... Earned First Team all-region, First Team all-county honors as a senior ... Had 50 tackles and one interception for the Trojans who went 6-5 and reached the first round of the 6-A state playoffs ... Had 60 tackles and an interception as a junior ... Four-year letterman for Coach Jep Irvin.

Personal

Son of Cassandra and Edmund Hardimon ... Born Oct. 23, 1998 ... Economics major.

Sam HARTMAN 10

QB ■ So. ■ 6-1 ■ 200
Cornelius, N.C.
Oceanside Collegiate (S.C.)



2018 (Freshman)

Earned starting QB job in preseason camp and started the opener at Tulane (8/30) ... Was one of only five FBS freshmen quarterbacks to start the season-opener ... Started each of the first nine games of the season and led the Deacons to four wins ... Set numerous school records for a true freshman quarterback including seven 200-yard passing games, most wins (4), most total offense yards in a game (442), most 300-yard total offense games (2), most touchdown passes in a season (16) and most total offense yards in a season (2,259) ... Had the best statistical debut in school history when he completed 31-of-51 passes for 378 yards (.608 completion percentage) and two touchdowns in an overtime win at Tulane (8/30) in the season-opener ... Became the first Wake true freshman QB to win a season-opener ... All his passing marks were school-bests for a true freshman in their first career start ... Threw two or more touchdowns in each of his first three starts and in seven of nine starts ... Tied a school record by completing 12 consecutive passes vs. Rice (9/29) ... Went 3-for-5 on Wake Forest's first drive of the game and then completed his next 12 pass attempts to tie the school record ... Completed 15-of-17 passes for 241 yards and four touchdowns vs. the Owls ... His 284.96 passing efficiency rating was the best ever for a Deacon QB with 11 or more pass attempts in a game ... Named ACC Rookie of the Week following 56-24 win over Rice ... Led the Deacon offense to 500 or more total offense yards in four of his nine starts ... Was the nation's total offense leader among freshmen through the first three games of the season ... Suffered a broken leg against Syracuse that kept him out of the final four games of the season ... At the time of his injury, ranked third in the nation among freshmen with 1,984 pass-

ing yards, third with 16 TD passes, and fourth in total offense with 251.0 ... Became the first Wake Forest QB since Mike Elkins in 1986 to throw multiple TD passes in each of the first three games of the season ... In the ACC record book, his 2,259 yards of total offense was the 15th-highest ever recorded by an ACC freshman, the 1,984 passing yards was the 18th-highest total in ACC history by a freshman and the 16 touchdown passes tied for the 12th-most by an ACC freshman in a season.

High School

Enrolled at Wake Forest in January, 2018 ... Team captain in high school ... Rated the No. 12 pro-style passer in the class of 2018 by 247Sports ... Consensus three-star athlete ... Was the MVP of the Shrine Bowl of the Carolinas All-Star game in December after passing for 218 yards and two touchdowns vs. North Carolina ... Played for Coach Chad Grier at both Oceanside Collegiate and Davidson Day ... Threw for 9,481 and 98 touchdowns in his prep career ... As a senior, had 3,093 yards passing and 29 touchdowns while rushing for nine scores in leading Oceanside Collegiate (Mt. Pleasant, SC) to a 7-3 record ... Named the Post and Courier Player of the Week and earned three Private School Player of the Week honors ... Had multiple games with six or more touchdown passes for the Landsharks ... As a junior and sophomore at Davidson Day, threw for 6,388 and 69 touchdowns ... First Team all-state as a junior ... Four-time Charlotte Observer Player of the Week ... Second Team all-area by the Charlotte Observer ... Had 3,733 yards passing and 45 touchdowns in 11 games with just six interceptions ... Had a 563-yard passing game that was the third-highest in county history behind only Will Grier and Chris Leak ... Completed 168 of 260 attempts for 2,655 yards and 24 touchdowns with just four interceptions in helping Davidson Day to the state championship.

Personal

Son of Lisa and Dr. Mark Hartman ... Born July 29, 1999 ... Dean's List student ... High school teammate of current Deacons Cade Carney, Chase Monroe and Nolan Groulx at Davidson Day ... Brother Joe plays basketball at Haverford College.

HARTMAN'S CAREER PASSING STATS

	G-GS	Cmp	Att	Pct	Yds	Int	TD	Lg/Opponent
2018	9-9	161	291	55.3	1984	8	16	54/Rice
Career	9-9	161	291	55.3	1984	8	16	54/Rice

HARTMAN'S CAREER RUSHING STATS

	G-GS	Att	Yds	Avg	TD	Lg/Opponent
2018	9-9	107	275	2.6	2	23/Boston College
Career	9-9	107	275	2.6	2	23/Boston College

Connor HEBBELER 40

TE ■ R-Fr. ■ 6-2 ■ 245
Franklin Lakes, N.J.
Bergen Catholic



2018 (Redshirt Freshman)

Converted to tight end during spring practice ... Played in two games at defensive tackle, recording two tackles ... Both stops came in the regular season finale at Duke.

2017 (True Freshman)

Redshirted.

High School

Three-year letterman in football at New Jersey powerhouse Bergen Catholic ... Earned honorable mention all-league honors ... Had 16 receptions for 190 yards and two touchdowns

as a senior ... Recorded 22 tackles on defense ... Had the game-winning reception over archrival St. Joseph's in 2015.

Personal

Son of Bob and Maureen Hebbeler ... Cousin of Tom Durkin who played football at Air Force ... Born March 2, 1999 ... Member of the honor roll.

Orlando HEGGS, II 78

OL ■ R-Fr. ■ 6-3 ■ 295
Jacksonville, Fla.
The Bolles School



2018 (True Freshman)

Did not see any action and redshirted.

High School

Team captain ... Rated the No. 92 offensive guard in the nation by 247Sports ... Three-star athlete by ESPN and 247Sports ... Played his final two seasons at The Bolles School ... Played for legendary coach Corky Rogers in 2016 and Wayne Belger in 2017 ... Four-year starter ... First Team all-area and all-conference as a senior ... Aided the Bulldogs in going 8-3 in District 4-5A and reaching the state playoffs ... Named Bolles' offensive lineman of the year ... Invited to the Blue-Grey All-American game ... Helped the wrestling team to a second place district finish in 2017 ... Also excelled on the defensive line ... No. 30 on Jacksonville.com list of top recruits for 2018 ... Named Bolles' Homecoming King ... As a junior was part of Bolles' district champion and state runner-up team in Class 4A ... Honorable mention all-state by FloridaHSFootball.com ... As a sophomore was a starter at Atlantic Coast High before transferring to Bolles.

Personal

Son of Orlando and Jacquelyn Higgs ... Born Feb. 17, 2000 ... His uncle, Alvin Higgs, played basketball at Texas and with the Houston Rockets.

Amari HENDERSON 4

DB ■ R-Sr. ■ 6-1 ■ 180
Charlotte, N.C.
Mallard Creek



Has started each of Wake Forest's last two bowl victories ... Tied with Essang Bassey for the most career starts by a defensive player with 28 ... Enters his senior season tied for seventh in school history with 31 pass break-ups and 11th with 34 passes defended.

2018 (Redshirt Junior)

Started nine games and played in 10 while earning his third varsity letter ... Was on the field for 677 snaps ... Was 10th on the team with 47 total tackles ... Second on the team with 10 pass break-ups ... Had a career-high 14 tackles in Wake Forest's win over No. 14 NC State (11/8) ... Added two pass break-ups vs. the Wolfpack ... The 14 tackles tied for the most by a Deacon in 2018 ... Had four PBUs in a win at Louisville (10/27) ... Had five tackles and two pass break-ups in the Birmingham Bowl win over Memphis ... Participated in commencement exercises in May and will finish his degree in communication in December.

2017 (Redshirt Sophomore)

Recorded 14 passes defended, tied for the ninth-most in a season in Deacon history ... Was fourth in the ACC in passes defended (11) in ACC games ... Had two tackles in the Belk

Bowl but missed the second half due to injury ... Grabbed his second interception of the season against Duke (11/25) ... Had eight tackles vs. the Blue Devils ... Did not start but saw action against NC State (11/18), making five tackles and adding a PBU ... Did not start at Syracuse (11/11) but came on and played 56 snaps while making three tackles ... Suffered foot injury at Notre Dame (11/4) ... Six tackles and two PBUs vs. Louisville (10/28) ... Had an end zone pass break-up at Georgia Tech (10/21) ... Had a career-high nine tackles at Clemson (10/7) and added an interception of Kelly Bryant ... Made seven tackles with a tackle for loss and two pass break-ups vs. Florida State (9/30) ... Led the team with seven tackles, all solos, in win over Utah State (9/16) ... Registered four tackles and a pair of pass break-ups at Boston College (9/9).

2016 (Redshirt Freshman)

Recorded 20 tackles as a redshirt freshman, the second-most among Deacon corners ... Season-high four tackles vs. Syracuse and Temple ... Had a pass break-up at Duke (9/10) and two pass break-ups vs. Delaware ... Recorded three tackles and two PBU vs. Indiana (9/24) ... Had a key end zone interception at end of the first half vs. Syracuse (10/8) ... Added four tackles vs. the Orange ... Missed the Florida State game after suffering an injury in practice the week of the game ... Led the team in passes defended with 10 ... Had nine PBUs and an interception ... Finished 10th in the ACC in passes defended (0.91 per game) ... On the field for 645 snaps in 2016, the most among returning corners ... Earned his first varsity letter.

2015 (True Freshman)

Redshirted.

High School

Team captain as a junior and senior ... A three-star recruit by 247, ESPN, and Scout ... Named AP First Team all-state in 2014 ... Named Charlotte Observer Defensive Player of the Year ... Named the Defensive MVP of the state title game ... Collected 25 tackles, 29 pass break-ups, and nine interceptions as a senior ... Had 16 interceptions, 58 pass break-ups, five sacks, six blocked field goals, and seven blocked punts during prep career ... Helped the Mavericks to the North Carolina 4AA state title in 2013 and again in 2014 with a win at BB&T Field ... Team posted a 15-1 mark in 2014 ... Coached by Mike Palmieri.

Personal

Son of Dori Scott and Antez Henderson ... Born Sept. 8, 1997.

HENDERSON'S CAREER DEFENSIVE STATS

	G-GS	S-A-Tot	TFL-Yds	Sk-Yds	Int-Yds	PBU	FF-FR
2016	10-8	13-7-20	0.0-0	0-0	1-0	9	0-1
2017	13-11	51-11-62	1.5-4	0-0	2-0	12	0-0
2018	10-9	34-13-47	0.5-0	0-0	0-0	10	0-0
Career	33-28	98-31-129	2.0-4	0-0	3-0	31	0-1

Justin
HERRON

75



OL ■ *Grad.* ■ **6-5** ■ **290**
Silver Spring, Md.
Bullis

Elected a team captain for the 2019 season.

2018 (Redshirt Senior)

Was a preseason third team All-ACC pick in 2018 ... Made his 38th career start vs. Tulane in the 2018 season-opener but suffered a torn ACL and missed the remainder of the season ... The record for career starts by a Deacon offensive lineman is 48 by Steve Vallos (2003-06).

2017 (Redshirt Junior)

Named to the All-ACC Academic Football Team ... Named third team All-ACC ... Graded out at 93 percent vs. the Orange (11/11) as the Deacons set a school record with 734 total offense yards ... Blocked for Wake Forest's record-setting offense that set school marks for total offense yards and points in a season ... The O-line reduced sacks allowed by 49 percent over 2016 ... On the field for 987 snaps, tied for the most on the team among offensive linemen ... Helped Wake Forest's offense post five of the top 10 total offense marks in school history.

2016 (Redshirt Sophomore)

Started 12 games as a redshirt sophomore ... Missed the Delaware game after suffering an injury vs. Duke (9/10) ... On the field for an even 800 snaps in 2016 ... Tied for the highest offensive line grade against Duke ... Posted the second-highest grade against Florida State ... Academic All-ACC selection ... Third team preseason All-ACC by Phil Steele.

2015 (Redshirt Freshman)

Made collegiate debut with start at LT vs. Elon (9/3) in the season-opener ... Started all 12 games at LT ... Led all offensive linemen with 841 snaps ... Had a season-high 83 snaps against Indiana (9/26) and Florida State (10/3) ... Came out on top in OL grading in the season finale at Duke (11/28).

2014 (True Freshman)

Redshirted.

High School

A 2014 graduate of the Bullis School in Potomac, Md. ... Rated the No. 57 offensive tackle in the nation by Rivals ... A three-time All-Interstate Athletic Conference pick ... Named All-Montgomery County Gazette in 2012 and 2013 ... All-Sentinel team in 2012 ... Earned MVP honors at the Maryland Crab Bowl, an all-star game for Baltimore and Washington D.C. area players ... Helped the D.C. team to a 30-21 win over Baltimore ... Named First Team Washington Post All-MET ... First Team Private School All-State as a senior ... Played both offensive tackle and on the defensive line for the Bulldogs ... Team captain ... Played for Coach Pat Cilento ... Participated in the Big 33 Game ... Was strictly a basketball player until his freshman year of high school ... Played on defensive exclusively as a sophomore before playing both offense and defense as a junior and senior ... Played the trumpet in the Jazz Ensemble and Concert Band at Bullis ... Also participated in basketball and baseball ... 2013 American Family Insurance All-Maryland First Team.

Personal

Son of Reggie and Brigitte Herron ... Father, Reggie, and uncles, Larry Herron and Keith Herron, all played basketball at Villanova ... Born Nov. 27, 1995 ... Graduated in May, 2019 and will begin a graduate program in the fall.

Kendall
HINTON

2



WR ■ *R-Sr.* ■ **6-0** ■ **195**
Durham, N.C.
Southern Durham

Will be competing in his fifth season following a medical redshirt from 2016 ... Could become the first Deacon in school history to score in five different years ... Enters season ranked 24th in career rushing touchdowns in school history with 12 ... Also has eight career passing touchdowns and if he adds a receiving touchdown, would be just the sixth all-time Deacon with a score by rushing, passing and receiving.

2018 (Redshirt Junior)

Made the conversion from quarterback to wide receiver during the 2018 season ... Finished the year with six receptions for 61 yards ... Had three receptions for 23 yards vs. Notre Dame (9/22) and added three catches for 38 yards in the Birmingham Bowl victory over Memphis (12/22) ... Made his season-debut vs. Notre Dame after missing the first three games due to a suspension ... Rushed for a 23-yard TD on his first snap of the game as the Deacon QB ... Saw action at QB against Notre Dame, Rice and Clemson ... Rushed for 92 yards vs. Clemson (10/6) ... His 53-yard run vs. Clemson was the longest of the year at the time ... Participated in commencement exercises in May and will finish his degree in health and exercise science in December.

2017 (Redshirt Sophomore)

Completed 7-of-8 passes for 124 yards and two touchdowns in relief performance vs. Presbyterian (8/31) ... Recorded his best single game QB efficiency rating vs. the Blue Hose at 300.20 ... Made his only start of the season at Clemson (10/7) and led the team in rushing with 92 yards on a career-high 24 carries ... Completed 14-of-30 passes for 203 yards and two touchdowns vs. the Tigers ... Completed 2-of-3 passes for 17 yards while rushing five times for 39 yards at Notre Dame (11/4) ... Saw one series of action vs. Duke (11/25) and rushed four times for 33 yards.

2016 (Sophomore)

Earned a redshirt season after suffering a knee injury in Week 3 vs. Delaware ... Was Wake Forest's leading rusher in the season-opener against Tulane with 24 yards and a touchdown ... Took over QB duties midway through second quarter at Duke (9/10) ... Became the first Deacon QB to lead his team to victory in his hometown since Riley Skinner beat Georgia Tech in the 2006 ACC Championship game in Jacksonville, Fla. ... Completed 6-of-11 passes for 133 yards vs. Duke while adding 63 rushing yards on 11 carries ... Rushed for 38 yards and a touchdown on six carries in the first quarter of the Delaware game before coming out with a knee injury ... was not able to return to the line-up.

2015 (Freshman)

Started twice on the season vs. Indiana and Florida State ... Made college debut against Elon (9/3) and completed 9 of 13 passes for 65 yards while rushing twice for 12 yards ... Came on in relief for an injured John Wolford against Army (9/19) and rushed for touchdowns of 15 and 7 yards ... Led the Deacons to a 17-14 win and became the first Deacon QB to rush for 100 yards in a game since 2004 ... Had 17 carries for 101 yards ... Named ACC Rookie of the Week after his performance against the Black Knights ... Added two rushing touchdowns the following week vs. Indiana (9/26) to become the first Deacon since 1993 to post consecutive multi-rushing TD games ... Missed the final game of the season vs. Duke (11/28) after being diagnosed with mononucleosis ... Set school record for most passing yards in first career start when he threw for 245 yards vs. Indiana ... His seven rushing touchdowns on the year were the fourth-most in a season by a Wake Forest QB.

High School

Enrolled at Wake Forest in January, 2015 ... Team captain as a senior ... Rated as a three-star recruit by 247, ESPN, Rivals, and Scout ... Ranked as the No. 26 dual-threat quarterback in the country by Rivals ... Named 3-A Big Eight Conference Player of the Year as a junior and senior ... Named to the Raleigh News & Observer All-Metro team ... As a senior, led Southern Durham to a 13-1 record and the third round of the state playoffs ... Passed for 3,258 yards and 30 touchdowns while rushing for 835 yards as a senior ... Led Southern Durham to the 2013 3A state championship as a junior ... Earned all-conference honors in basketball as a junior ... Coached by Darius Robinson as a senior and Adrian Jones as a junior.

Personal

Son of Kevin and Denene Hinton ... Born February 19, 1997.

HINTON'S CAREER PASSING STATS

	G-GS	Cmp	Att	Pct	Yds	Int	TD	Lg/Opponent
2015	9-2	93	179	.520	929	5	4	78/Louisville
2016	3-1	11	19	.579	147	1	0	62/at Duke
2017	5-1	27	47	.574	399	0	4	43/at Clemson
2018	5-0	2	8	.250	2	1	0	2/Rice
Career	22-4	133	253	.526	1,477	7	8	78/Louisville

HINTON'S CAREER RUSHING STATS


	G-GS	Att	Yds	Avg	TD	Lg/Opponent
2015	9-2	93	390	4.2	7	69/NC State
2016	3-1	25	125	5.0	2	32/at Duke
2017	5-1	46	190	4.1	1	37/at Clemson
2018	5-0	22	167	7.6	2	53/Clemson
Career	22-4	186	872	4.7	12	69/NC State

HINTON'S CAREER RECEIVING STATS

	G-GS	Rec	Yds	Avg	TD	Lg/Opponent
2015	9-2	0	0	0.0	0	--
2016	3-1	0	0	0.0	0	--
2017	5-1	0	0	0.0	0	--
2018	5-0	6	61	10.2	0	16/Memphis
Career	22-4	6	61	10.2	0	16/Memphis

Cameron HITE
TE • Fr. • 6-3 • 235
 Greeneville, Tenn.
 Greenville

20



High School

Team captain Greenville High and a three-star athlete, the No. 20 tight end in the nation and the No. 27 recruit in Tennessee by ESPN ... Named first team 4A All-State by the Tennessee Sports Writers Association and second team All-USA Tennessee tight end ... Named the Region 1-4A Athlete of the Year as a senior at Greenville High ... Saw action at tight end and at safety for the Greene Devils ... Ranked third in the state with 15 touchdown receptions ... Had 37 receptions for 913 yards in 2018 ... Helped Greenville win back-to-back Class 4A state titles ... Caught a 32-yard scoring pass in a semifinal win over Sullivan South ... Left high school with a 29-game winning streak ... Played for Coach Caine Ballard ... Selected to the Toyota East-West All-Star game as a safety ... Had a touchdown reception in the state championship win over Springfield in 2017 ... Caught 32 passes for 541 yards and nine touchdowns as a junior ... Played forward and center in basketball and goalkeeper in soccer where he led the team to district and region championships.

Personal

Son of Stephanie and Shane Hite ... Grandfather, David Rivers, played football and lacrosse at Army West Point ... Uncle, David Rivers, Jr., played football at Virginia and Western Carolina ... When Rivers played at Virginia, current Wake Forest assistant coach Wayne Lineburg was a graduate assistant coach ... Born August 2, 2000.

Jaylen HUDSON
LB • Fr. • 6-3 • 230
 Fayetteville, N.C.
 Cape Fear

42



High School

A team captain and consensus three-star athlete ... One of the top 115 linebackers nationally by ESPN and 247 ... Named first team All-Patriot 3A-4A Conference at linebacker ... Recorded

111 tackles and 22 tackles for loss as a senior to go with five sacks ... Played for Coach Jake Thomas ... Helped the Colts become the best defense in the Patriot Conference and reach the playoffs ... Also saw action on offense where he caught a touchdown pass against Westover ... Collected 61 tackles, five tackles for loss and tied for third among Cumberland County players with four interceptions while playing safety as a junior ... Helped the Colts to a 10-4 record and spot in the third round of the state 3-AA playoffs ... Member of the state runner-up as a sophomore in 2016.

Personal

Son of Keith and Latoshia Hudson ... Born October 27, 2000 ... Son of a military veteran ... Participated in hurricane relief efforts at Cape Fear HS in the fall of 2018 in the wake of Hurricanes Florence and Michael.

Isaiah ISAAC
WR • R-Fr. • 5-10 • 175
 Buford, Ga.
 Buford

21



2018 (True Freshman)

Redshirted and retained his initial year of eligibility.

High School

A three-star athlete by 247Sports ... Played his senior year at Buford High after transferring from Redlands, Calif. ... Played for Coach John Ford ... Scored 35 career touchdowns in 33 high school games ... Career totals of 2,200 receiving yards and 600 rushing yards ... As a senior had 32 receptions for 418 yards and four touchdowns at Buford High ... Caught six passes for 100 yards and a touchdown in the state playoff opening win over Paulding County ... Scored on a 59-yard reverse in a win over Gainesville-Johnson ... Helped lead the Wolves to an 11-2 record and the state semifinals ... Buford was the No. 1 seed in Region 8 ... As a sophomore, played at Citrus Valley in Redlands, Calif. where he was second team all-region ... Second team all-region as a sophomore in 2015.

Personal

Son of Ingrid and Walter Isaac ... Born Sept. 10, 1999 ... Mother is a high school track coach ... Member of the Academic Honor Roll ... Enjoys mentoring children ... Cousin of David Jones who was an All-American at Richmond and played with the New England Patriots.

JaCorey JOHNS
LB • R-Fr. • 6-4 • 245
 Cartersville, Ga.
 Cartersville

41



2018 (True Freshman)

Redshirted and retained his initial year of eligibility.

High School

A consensus three-star athlete by 247Sports, Rivals and ESPN ... Rated the No. 87 recruit in Georgia and the No. 48 inside linebacker nationally by 247Sports ... Played for Coach Joey King ... As a senior was named the state 4-A Player of the Year ... First Team all-state Class 4-A ... Region 5-4A Defensive Player of the Year ... Helped the Purple Hurricanes win the region championship and reach the second round of the state Class 4A playoffs ... Team leader in tackles and sacks ... Assisted Cartersville in winning the state championship as a junior.

Personal

Son of Angela and Lamontra Johns ... Born April 10, 2000 ... Won the Renaissance Award for maintaining a high GPA ... Cousin of Latavius Murray who played at Central Florida and is currently a running back with the New Orleans Saints.

Davis JOHNSON
WR • R-Jr. • 5-11 • 180
 Alpharetta, Ga.
 Milton

11



2018 (Redshirt Sophomore)

Did not see any game action ... Named to the ACC Academic Honor Roll.

2017 (Redshirt Freshman)

Caught his first college pass, a 5-yarder from Jamie Newman, vs. Presbyterian ... Played 17 snaps vs. PC and added nine plays vs. Utah State ... Named to the ACC Academic Honor Roll.

2016 (True Freshman)

Redshirted.

High School

Three-year letterman at Milton High ... Played for Coach Howie DeCristofaro ... Helped the Eagles to the state quarterfinals in 2014 ... Also a member of the weightlifting team ... Led the team in receiving as a senior.

Personal

Son of David and Diane Johnson ... Member of Fellowship of Christian Athletes ... Has volunteered with the Miracle League and Samaritan's Feet ... Born March 25, 1998 ... Finance major.

Chase JONES
LB • Fr. • 6-1 • 225
 Warren, N.J.
 St. Peter's Prep

48



High School

Served as team captain at St. Peter's Prep in Jersey City ... A three-star linebacker ranked among the top 35 players in New Jersey ... Rated the No. 51 inside linebacker nationally and the No. 27 player in New Jersey by 247 ... No. 25 recruit in New Jersey by ESPN and No. 33 by NJ.com ... Anchored the inside linebacker position at St. Peter's Prep for Coach Rich Hansen ... Helped the Marauders to a 7-4 finish ... Named second team All-United Red Division ... Was instrumental in beating the national No. 5 team in Bergen Catholic ... Had a critical interception during the upset ... Second team all-state and first team all-county as a junior and senior ... Lost in the state championship game to Bergen Catholic in 2017 ... As a wide receiver, had 38 catches for 537 yards and five TDs while collecting 68 tackles and one pick-six on defense ... Team finished 9-3 ... Played linebacker as a sophomore ... Also competed in track.

Personal

Son of Walter and Jennifer Jones ... Member of the National Honor Society ... Older brother, Mitchell, attends Cornell ... Born October 26, 2000.

Waydale JONES

80



WR ■ *R-So.* ■ **6-4** ■ **200**
Beeville, Texas
A.C. Jones

2018 (Redshirt Freshman)

Played in 12 games as a redshirt freshman and was on the field for 150 total snaps ... Made his college debut in the season-opener at Tulane (8/30) ... Played a season-high 28 snaps against Boston College (9/13).

2017 (True Freshman)

Redshirted.

High School

Team captain ... A three-star prospect ranked among the top 150 wide receivers in the nation by Scout and 247 ... Considered the No. 28 WR in Texas ... First team all-state Class 4A by the Associated Press ... Was unanimously selected MVP of District 15-4A ... Named first team all-area by the Victoria, TX Advocate ... Named mySouTex.com offensive MVP as a senior ... Became the first player to win mySouTex.com MVP awards in two different sports as he was the basketball MVP in 2015-16 ... MaxPreps second team All-American selection ... Helped lead the Trojans to a 9-3 record and district and bi-district titles as a senior ... Broke every school receiving record in 2016 ... Was ranked in the top five nationally with 120 receptions, 1,979 yards and 30 touchdown catches ... Caught at least three touchdown passes in eight games as a senior ... Had a pair of four-TD games and four games of 200 or more receiving yards ... Had 11 receptions for 278 yards and three touchdowns in a win over Ingleside ... Over his final two seasons, caught 173 passes for 2,879 yards and 40 touchdowns ... Played for coach Jerry Bomar ... Was the Texas Region IV champion in the 200 meters and finished sixth at the state meet with a time of 22.21 in the spring of 2017.

Personal

Son of Skip and Debra Jones ... Born Dec. 14, 1998 ... Two-year member of the National Honor Society ... Academic All-State selection ... Health and exercise science major.

Goran JOVANOVIC

66



OL ■ *R-So.* ■ **6-4** ■ **295**
Ashburn, Va.
Paul VI Catholic

2018 (Redshirt Freshman)

Did not see any game action.

2017 (True Freshman)

Redshirted.

High School


Lettered two seasons at Paul VI Catholic High School for Coach Joseph Sebastian ... Helped the Panthers to a pair of top 10 state finishes in the VISAA ... Earned second team all-state honors.

Personal

Son of Zlatko and Susan Jovanovic ... Born Oct. 5, 1999 ... Member of the National Latin Honor Society ... Engineering and computer science major.

Michael JURGENS

55



OL ■ *R-Fr.* ■ **6-4** ■ **290**
Gaithersburg, Md.
Damascus

2018 (True Freshman)

Appeared in two games and retained his redshirt status ... Saw eight snaps against Towson and was also in for a play in a 59-7 win over Duke ... Named to the ACC Academic Honor Roll.

High School

Enrolled at Wake Forest in January, 2018 ... Team captain in high school ... Considered a three-star athlete by Rivals, ESPN and 247Sports ... Rated the No. 47 guard in the class of 2018 by ESPN and the No. 16 recruit in Maryland ... Part of three consecutive state championships under Coach Eric Wallich at Damascus High ... Three-year letterman ... Holds school record for most pancake blocks in a game with 12 ... Holds season (89) and career marks (169) for pancake blocks as well ... Invited to the Maryland Crab Bowl all-star game ... As a senior, named the MCPS Coaches 3A-2A Player of the Year ... First team All-Met by the Washington Post ... Team rushed for 31 touchdowns and averaged 44 points per game en route to winning the 2A state championship ... Helped the Swarmin' Hornets set the county record for most consecutive wins ... Won every regular season game by a minimum of 24 points ... Never lost a varsity game in his career, going 42-0 ... As a junior, named team offensive lineman of the year while earning first team All-Met and all-state ... Led Damascus to a 14-0 record and a 3A state championship ... Earned all-conference lacrosse honors as a defender ... Damascus was 14-0 and 3A state champions as a sophomore.

Personal

Son of Mary and Jay Jurgens ... Born Jan. 1, 2000 ... Played on a youth Super Bowl title team as a youngster ... Graduated with a 4.0 GPA and as an AP Scholar with Distinction ... Serves as a mentor/coach for a Special Olympics bocce ball team and works with youth with intellectual and developmental disabilities.

Sulaiman KAMARA

90



DL ■ *R-Jr.* ■ **6-2** ■ **290**
Richmond, Va.
Hermitage

2018 (Redshirt Sophomore)

Saw action in all 13 games in earning his second varsity letter ... Was on the field for 375 snaps during the season ... Finished 15th on the team with 28 total tackles ... Had four tackles and a fumble recovery at Tulane (8/30) ... Added four tackles against Rice (9/29) and Pittsburgh (11/17) ... Had three or more tackles in each of the final three games of the season.

2017 (Redshirt Freshman)

Had a pair of tackles in his college debut vs. Presbyterian (8/31) ... Had two tackles and a tackle for loss at Syracuse (11/11) ... Had one tackle in the Belk Bowl (12/29) ... On the field for 275 snaps on the season ... Finished his freshman campaign with 12 tackles and three tackles for loss ... Season-high 47 plays at Syracuse ... Earned his first varsity letter.

2016 (True Freshman)

Redshirted.

High School

Team captain for the Hermitage Panthers ... Three-star recruit ranked among the top 15 players in Virginia by 247Sports,

ESPN and Rivals ... Considered the No. 29 defensive tackle in the nation by Scout ... Ranked No. 14 on the Roanoke Times list of top 100 players in Virginia ... Member of the 2015 American Family Insurance All-USA Virginia Football Team ... First team All-State VHSL Group 5-A ... Named Conference 11 Defensive Player of the Year in 2015 ... Rare four-year starter for the Panthers ... Had 85 tackles, 12 tackles for loss and four sacks as a senior ... Was also utilized as a fullback in goal-line situations ... Played in the Virginia High School Coaches Association All-Star game and the Offense-Defense All-American Bowl ... Named the Richmond Times-Dispatch Defensive Player of the Year as a junior ... Collected 108 total tackles and school record 18 tackles for loss with eight sacks ... Named the Region 5-A South and Conference 11 Defensive Player of the Year in 2014 ... Second Team all-state as a junior ... First Team All-Region 5-A South in 2013 ... Coached by Patrick Kane.

Personal

Native of Sierra Leone who immigrated to the United States when he was 3 ... Son of Zainab Fofanah Kamara ... Born Oct. 15, 1996 ... Communication major.

KAMARA'S CAREER DEFENSIVE STATS

	G-GS	S-A-Tot	TFL-Yds	Sk-Yds	Int-Yds	PBU	FF-FR
2017	12-0	6-6-12	3-0-6	0-0	0-0	0	0-1
2018	13-0	13-15-28	1-5-6	0-5-4	0-0	0	0-1
Career	25-0	19-21-40	4-5-12	0-5-4	0-0	0	0-2

JD KAVEL

35



WR ■ *Fr.* ■ **6-2** ■ **200**
Johns Creek, Ga.
Wesleyan

High School

High school team captain who was named to the All-Gwinnett County team as a wide receiver ... First team All-Region 5-A ... Honorable mention all-state selection as both a wide receiver and defensive back ... Led the team with 738 receiving yards and solo tackles ... Had a pair of touchdowns against Strong Rock, scoring on a 49-yard interception return and a 60-yard kickoff return ... Played for Coach Franklin Pridgen ... Led the Wolves to the state playoffs as a senior ... Multi-sport athlete who was also a starter in basketball and a track sprinter who qualified for the state meet ... Reached the state finals in the 300m hurdles and the 400m.

Personal

Son of Scott and Erin Kavel ... Older sister Jameson starts at shortstop for the Duke softball team ... Father played football at Georgia Southern ... Born February 12, 2001.

Zion KEITH

28



DB ■ *R-Fr.* ■ **6-1** ■ **180**
Florence, S.C.
Wilson

2018 (True Freshman)

Played in four games and retained his redshirt freshman status ... Saw action against Syracuse (11/3), NC State (11/8), Pittsburgh (11/17) and Duke (11/24) ... Earned 13 snaps in a victory over the Blue Devils ... Played 26 total snaps during the season ... Had three tackles, all solos, at Duke (11/24).

High School

Enrolled at Wake Forest in January, 2018 ... Consensus three-star athlete rated as the No. 24 player in South Carolina by Rivals ... Rated as the No. 75 wide receiver nationally by

ESPN ... Played in the Shrine Bowl of the Carolinas all-star game in December ... A lockdown defensive back who also played receiver for Coach Derek Howard ... As a senior was the Region 7-4A Athlete of the Year ... Had 59 receptions for 950 receiving yards and five touchdown catches as a senior ... Recorded 20 tackles and an interception on defense ... Caught the game-winning touchdown pass in overtime to win the Florence City Championship with a victory over West Florence ... Caught 16 passes for a school record 282 yards and a touchdown against North Myrtle Beach, including a 62-yard score ... Chosen as a defensive back for the Shrine Bowl though he played receiver most of the year ... Had seven catches for 106 yards vs. West Florence ... Caught eight passes for 197 vs. St. James including TD catches of 20 and 66 yards ... During his junior year he recorded five interceptions, 58 tackles and 20 pass break-ups as a junior ... Was an ABC-15 All-Zone selection ... As a sophomore, earned his second varsity letter, making third team all-region with 43 tackles and four interceptions.

Personal

Son of Samika Keith and Ricky Bacote ... Born on March 2, 2000 ... Honor Roll student ... Also played baseball and ran track.

Leo KELLY

17



QB ■ Fr ■ 6-3 ■ 235
Monkton, Md.
St. Paul's

High School

Quarterback who walked on in the fall of 2019 ... Played at St. Paul's for Coach Scott Ripley ... Invited to the Baltimore Touchdown Club All-Star game and the Maryland Crab Bowl ... Member of the Baltimore Touchdown Club Super 22 team preseason team ... Led the Crusaders to a win over Boys' Latin by completing 14-of-24 passes for 278 and two touchdowns in the season finale in 2018 ... Threw for 1,386 yards and 11 touchdowns as a senior ... Two-time all-conference selection.

Personal

Son of Leo and Marcy Kelly ... Born July 28, 2000.

Michael KERN

15



QB ■ Fr ■ 6-2 ■ 175
Orlando, Fla.
Lake Nona

High School

A team captain at Lake Nona who enrolled at Wake Forest in January, 2019 ... A three-star quarterback ranked as the No. 25 dual threat prospect in the nation ... Three-year starter at Lake Nona High for head coach Anthony Paradiso ... Operated out of a no-huddle, pass-oriented attack and helped the Lions to a 7-4 record as a senior ... Completed 254 of 385 passes (66%) for 3,186 yards and 30 touchdowns with just 13 interceptions in 11 games ... Rushed for 140 yards to total 3,326 total offense yards ... Led the district in all passing statistics ... Opened the season by completing 47-of-65 passes for 548 yards and five touchdowns in a win over Olympia ... Had three games in 2018 of 400 or more passing yards ... Threw for 337 yards and five touchdown passes in a 49-7 win over Windermere ... Named first team all-metro ... In 2017, led all of Central Florida in passing as a junior ... Threw for 3,383 yards and 39 touchdowns while completing 255-of-397 passes (64.2 percent) with 39 scoring passes ... Earned all-district and all-metro honors ... Named second team all-state in Class 7A ... Threw five touchdown passes on 24-of-25 passes for 343 yards in a win over Harmony ... That marked his fifth straight game of 300+ yards passing and a TD pass ... Led the Lions to the district title ... Threw three touchdown passes in a win over

East River to win the Class 7A, District 5 football championship ... Starter at quarterback as a sophomore in 2016.

Personal

Son of Jeff and Jill Kern ... Member of Campus Crusade for Christ ... His uncle, Bill Hoban, played football at Michigan ... Born June 1, 2000.

Cameron LISCHKE

98



PK ■ R-Fr ■ 6-0 ■ 185
Kernersville, N.C.
East Forsyth

2018 (True Freshman)

Redshirted and maintained his four years of eligibility.

High School


A 2018 graduate of East Forsyth ... Played for Coach Todd Wilfert ... Helped the Eagles to the state quarterfinals in both 2016 and 2017 ... Holds the school record with a 49-yard field goal ... Converted 25-of-29 career field goal attempts and 185 of 199 PATs ... Three-time all-region selection ... Team captain as a senior ... High school teammate of RB Christian Beal-Smith ... Four-year letterman in lacrosse, twice earning all-conference honors and played in the Triad All-Star game.

Personal

Son of Michael and Aimee Lischke ... Born Dec. 12, 1999 ... Class Salutatorian ... Named an Army All-American Academic Scholar and a National Merit honoree ... Member of National Honor Society.

Dom MAGGIO

8



P/PK ■ Sr ■ 6-3 ■ 190
Monkton, Md.
The Boys' Latin School

Will enter his senior season tied for third in school history with 217 career punts, fourth with 9,239 career yards and fourth in career average at 42.6 ... His 71 career punts inside the 20 rank second in school history and he is fourth in the record book with 50 punts of 50 or more yards ... Has averaged 40 or more yards per punt in 28 of 37 career games.

2018 (Junior)

A Ray Guy Award nominee ... Ranked fifth in the ACC with a 41.8 average ... Had season-high four punts inside the 20 vs. Boston College (9/13) and Memphis (10/22) ... Had 11 punts inside the 10 in 2018 ... Averaged 45 or more yards per punt three times including a season high 47.0 vs. Louisville (10/27) ... Averaged 40 or more yards in 10 of 13 games including a streak of eight straight in the middle of the season ... Career high 12 punts and 496 yards vs. Clemson (10/6).

2017 (Sophomore)

Honorable mention All-ACC selection ... Was third in the ACC in punting average at 44.1 yards per punt ... Named ACC Specialist of the Week following the Duke game (11/25) ... Averaged 52.0 yards on seven punts including four punts of 50 or more yards ... Had five of seven punts downed inside the 20 and three inside the eight ... For the second straight year, had the longest punt in the ACC with a 74-yarder vs. Duke ... Had nine punts for 41.6 average at Boston College (9/9) with four punts inside the 20 ... Averaged 45.3 on nine punts against Appalachian State (9/23) with a long punt of 58 yards ... Averaged 45.3 yards on seven punts at Clemson (10/7) ... Averaged career-best 48.7 yards on three kicks at Georgia Tech (10/21) ... Averaged 38.5 on two punts vs. Louisville (10/28) with both punts inside the 20 ... Averaged 41.0 on five punts at Notre Dame and had three punts inside the 20 ... Averaged 40.2 on four punts at Syracuse (11/11) ... Had a 41.2 average on five

punts vs. NC State (11/18) ... Averaged 47.2 yards on four punts with a long of 54 in the Belk Bowl vs. Texas A&M (12/29) ... Named to the All-American All-Bowl Team by Max Emfinger Scouting ... First team preseason All-ACC selection by The Sporting News ... Second Team preseason All-ACC by Lindy's ... Third Team preseason All-ACC by Athlon ... Member of Wake Forest's Student-Athlete Advisory Committee ... Named to the ACC Academic Honor Roll.

2016 (Freshman)

Earned first team Freshman All-America honors from 247Sports ... Was a second team selection by Campus Insiders and fourth team by Athlon ... Earned third team All-ACC by the ACC coaches and honorable mention by the Atlantic Coast Sports Media Association ... An Academic All-ACC selection ... Finished the year with 42.0 punting average, the third-highest in school history by a freshman ... Averaged 40 yards or more in each of his first six games ... Missed two games early in the season due to leg fatigue but was able to continue to hold for his collegiate debut against Tulane (9/1) ... Had two punts of 50 or more yards and put four punts inside the 20 ... Averaged 46.2 yards per punt at Duke (9/10) ... Returned to action vs. NC State and averaged 46.8 YPP vs. the Wolfpack on six punts ... Became the first freshman to average over 40 yards per punt in each of his first three career games since Harry Newsome in 1981 ... Only freshman in school history to average 40+ in his first four games after collecting a 41.0 average vs. Syracuse (10/8) ... Averaged 44.7 vs. Florida State (10/15) with a career-long 67 yard punt ... Averaged 45.6 yards vs. Army (10/29) including punts of 62 and 58 yards ... Let loose with a career-long 80 yard punt vs. Clemson (11/19) that was the longest punt by an ACC kicker in 2016 ... Maggio was punting from his own 20 and the ball went into the end zone for a touchback ... Averaged 46.1 yards vs. Boston College (11/26) with a long of 55 yards ... Finished eighth in the ACC in punt average at 42.0 ... Averaged 42.6 vs. ACC opponents ... Was on the field for 132 snaps including a high of 14 vs. Clemson ... Earned his first varsity letter.

High School

Team captain at The Boys' Latin School of Maryland ... Used as both a punter and placekicker ... Earned MaxPreps All-America status in 2015 ... Considered the No. 3 three prep kicker in the nation by ESPN ... Considered the top punter in the nation and a 5-star kicker by Kohl's ... Three-star athlete by Scout, ESPN and 247Sports ... Earned Under Armour All-America honors and played for Team Highlight in the Under Armour All-American game ... First team Baltimore Sun All-Met selection in 2015 ... Two-time consensus all-state selection ... Three-time MIAA B all-conference and All-Metro selection ... An all-state selection in 2013 and consensus all-state in 2014 and 2015 ... Picked for the Crab Bowl All-Star game ... Set Maryland state record with 34 career field goals including a career-long 55-yarder ... Averaged 45.1 yards per punt as a senior ... Played for Coach Ritchie Schell ... Averaged 43.5 yards per punt as a junior ... Also lettered in baseball and basketball and earned all-conference honors as a shortstop and pitcher.

Personal

Son of Kirk and Cari Maggio ... Born April 23, 1998 ... Father was a punter at UCLA ... Dean's List and Honor Roll student and a member of the National Honor Society ... Was a Williams Scholar ... Member of Wake Forest's Student-Athlete Advisory Committee ... Business and enterprise management major.

MAGGIO'S CAREER PUNTING STATS

	No.	Yds.	Avg.	Lg.	In20	TB	FC	Blk	50+
2016	72	3,026	42.0	80	24	7	12	1	18
2017	68	2,996	44.1	74	23	7	20	3	20
2018	77	3,217	41.8	56	24	3	29	1	12
Career	217	9,239	42.6	80	71	17	61	5	50

Sean MAGINN

79



OL ■ R-So. ■ 6-3 ■ 290
Suwanee, Ga.
North Gwinnett

2018 (Sophomore)

Played in two games and earned a redshirt, leaving him with three years of eligibility ... Was on the field for 14 snaps including seven each against Pittsburgh (11/17) and Duke (11/24).

2017 (Freshman)

Made his college debut vs. Presbyterian ... On the field for 36 snaps on the season including 17 vs. Presbyterian (8/31) and 19 vs. Utah State (9/16) ... Was the only true freshman to see playing time on the offensive line in 2017.

High School

Ranked as the No. 115 offensive guard nationally by ESPN ... Second Team All-Region 6-7A on the offensive line in 2016 ... Named to the All-Gwinnett Football team ... Helped the team to regional titles in 2013 and 2014 and a state runner-up finish in 2013 ... Four-year letterman for Coach Bob Sphire ... Played left tackle as a junior and left guard as a senior ... Also a member of the wrestling team.

Personal

Son of Kevin and Laura Maginn ... Born Feb. 17, 1999 ... Communication major.

Luke MASTERSON

12



DB ■ R-Jr. ■ 6-2 ■ 220
Naples, Fla.
Gulf Coast

2018 (Redshirt Sophomore)

Versatile player who saw action at both safety and linebacker ... Played in 10 games and made six starts, all at linebacker ... Led the team in total snaps with 89 against Clemson (10/6) and 109 each against Louisville (10/27) and Syracuse (11/3) ... Finished seventh on the team with 52 tackles ... Missed the first three games of the season due to a preseason injury but returned and played in each of the final 10 contests ... Made his first career start vs. Florida State (10/20) at inside linebacker ... Had a season-best nine stops against Syracuse ... Had an interception and 43-yard return vs. Rice (9/29) ... Recorded a pair of QB hurries at Louisville (10/27) ... Had eight stops each against Rice (9/29) and Clemson (10/6) ... Picked up a tackle for loss at Florida State (10/20) ... Named to the All-ACC Academic team.

2017 (Redshirt Freshman)

Saw his playing time steadily increase throughout the season ... Played 110 snaps in the first five games and 472 over the final eight games ... Season-high 119 snaps in a win at Syracuse (11/11) with four tackles and a pair of PBUs ... Second on the team with six tackles vs. Utah State (9/16) ... Season-high nine tackles vs. NC State (11/18) ... Recorded eight tackles at Notre Dame (11/4) ... Made his college debut vs. Presbyterian (8/31) and collected a pair of tackles ... Played 582 snaps on the season ... Named to the All-ACC Academic Honor Roll.

2016 (True Freshman)

Redshirted.

High School

Two-year team captain ... Second team all-state class 7A in 2015 ... Free safety and punter for Gulf Coast High who also saw action at wide receiver ... Named first team all-conference as both a junior and senior ... District 18-7A Academic

Player of the Year in 2015 ... Helped Sharks to the playoffs in both 2014 and 2015 ... As a senior, recorded 45 tackles, 6 interceptions, and a remarkable 31 pass break-ups ... Had 128 interception return yards ... Finished seventh in punting in Class 7-A in 2015 ... His six interceptions in 2015 tied for the third most in the state in all classifications ... Had 77 tackles as a junior with two interceptions, two fumble recoveries and three touchdowns ... Recorded an interception in the end zone during a 2014 game that sealed Gulf Coast's bid to the state playoffs ... Played for Coach Pete Fominaya ... Participated in the long jump, triple jump and 200m in track.

Personal

Son of Mark and Sarah Masterson ... Born Jan. 7, 1998 ... Three-year member of the National Honor Society ... Has four sisters, three brothers ... Graduated from high school with a 4.70 grade point average ... Economics major with a minor in communication.

MASTERSON'S CAREER DEFENSIVE STATS

	G-GS	S-A-Tot	TFL-Yds	Sk-Yds	Int-Yds	PBU	FF-FR
2017	13-3	34-8-42	1.0-1	0-0	0-0	3	0-0
2018	10-6	33-19-52	1.0-4	0-0	1-43	3	0-0
Career	23-9	67-27-94	2.0-5	0-0	1-43	6	0-0

Shamar MCCOLLUM

14



DL ■ Fr. ■ 6-4 ■ 235
Hamer, S.C.
Dillon

High School

Team captain at Dillon High who enrolled at Wake Forest in January, 2019 ... Earned a four-star rating from Rivals which ranked him the No. 211 prospect in the nation ... Rated the No. 2 player in South Carolina by Rivals, No. 4 by ESPN ... Named second team All-USA South Carolina ... Selected to the Shrine Bowl of the Carolinas game where he collected five tackles, a sack, a pass break-up and a blocked punt ... The blocked punt, in the fourth quarter, set up South Carolina's game-tying touchdown ... Named the SC Football Coaches Association Class 3A Lower State Back of the Year ... Earned Preseason All-State by SCVarsity.com ... Anchored a defensive unit that allowed just one rushing touchdown all year in a season that reached the state championship game ... Team leader with 73 tackles and second on the team with 8.5 sacks ... Played for Coach Jackie Hayes ... Led the Wildcats to a 15-0 record and the 3A state title as a junior in 2017 ... Picked up 97 tackles with 40 tackles for loss, 14 sacks and 12 passes broken-up ... Named to the USA Today Network All-South Carolina team ... Had 80 tackles, 38 tackles for loss and 15 sacks as a sophomore in 2016.

Personal

Son of Tameika and Terrell Johnson.

Courtney MCKINNEY

28



RB ■ R-Fr. ■ 6-1 ■ 215
Biscoe, N.C.
East Montgomery

2018 (True Freshman)

Did not see any game action and redshirted.

High School

Team captain ... Rated a consensus three-star athlete and the No. 35 recruit in the state by 247Sports ... Ranked the No. 65 running back nationally by 247Sports ... Played for Coach Dave Paddock at East Montgomery ... Totaled 6,047 career yards

on 535 carries and 86 touchdowns during his prep career ... Finished senior year with 2,671 yards rushing and 29 touchdowns while averaging 224 yards per game on the ground ... Led the Eagles to the Class 2-A West second round of the playoffs ... Had 208 yards on 32 carries vs. Reidsville with scoring runs of 40 and 85 yards ... Led the Rocky River Conference in rushing ... Second Team all-state by USA Today as a junior ... Totaled 2,730 yards rushing and 39 touchdowns ... Named to the NCPREPs 1A All-State team ... Yadkin Valley Conference Offensive Player of the Year ... Helped East Montgomery to a 12-2 record ... Led the Eagles as a sophomore in rushing with almost 900 yards and totaled 16 touchdowns ... Runner-up in the state 1-A 100m dash in spring of 2017.

Personal

Son of Nomeka Tyson ... Born Dec. 5, 1998.

Chase MONROE

58



LB ■ R-So. ■ 6-2 ■ 225
Huntersville, N.C.
Davidson Day

2018 (Redshirt Freshman)

Missed the 2018 season while rehabbing from an injury ... Tied for the team-high with seven tackles in the 2019 Spring Game (4/6) including a tackle for loss.

2017 (True Freshman)

Redshirted.

High School

Team captain ... Three-star prospect by all major recruiting services ... 247 rated him the No. 23 linebacker in the nation and the top LB in the state ... Rated the No. 23 prospect in the state by the Fayetteville Observer ... Named the state defensive player of the year by USA Today and the Charlotte Observer ... Three-time all-state selection ... Member of WSOC's Big 22 in 2016 ... MaxPreps first team All-American in 2016 ... Finished his senior season with 204 total tackles, 10 tackles for loss and 10 sacks along with four forced fumbles ... Set school records with 36 tackles in a game and 597 career tackles ... As a junior, led the team with 129 tackles ... Played for head coach Chad Grier ... The Patriots beat Charlotte Latin 31-13 to win the 2015 NCSIAA Division I state championship ... HS teammate of Cade Carney ... Had an interception and 49-yard return in the state title game in 2015 ... Was eighth in the discus with a personal-record throw of 112-2.5' at state meet.

Personal

Full name is Matthew Chase Monroe ... Son of Sondra Monroe and Matt Monroe ... Stepmother is Lindsay Monroe ... Father played linebacker at Southern Miss ... Born Sept. 10, 1998.

Ivan MORA

96



PK ■ Fr. ■ 6-0 ■ 170
Dalton, Ga.
Dalton

High School

Team captain at Dalton High School ... Ranked as the No. 3 kicker and No. 1 punter by Kohl's Kicking ... Was the top-rated punter in a camp with 600 other punters ... Earned the Sam Foltz Award ... Selected to the Under Armour All-America game ... Member of the North Georgia Elite 80 by RecruitGeorgia.com ... Played for Coach Matt Land ... Career average of 37.3 yards on 160 punts in 45 games ... In his career, converted 116 of 119 PATs and 23 of 31 field goal attempts ... Handled all of Dalton's kicking including kickoffs, field goals, extra points

and punts ... Averaged 40.4 yards on 27 punts in 10 games as a senior ... Scored 51 points on 39-of-39 PATs and 4-of-5 field goal attempts with a long of 48 ... Hit 45-yard field goal vs. Sequoyah ... Named to the Chattanooga Times-Free Press Best of Preps first team in 2018 ... First team All-Region 6-6A punter as a senior ... As a junior in 2017, averaged 36.2 yards on 44 punts in 11 games ... Scored 50 points on 29-of-31 PATs and 7-of-9 field goals with a long of 35 ... Put 48 of 77 kickoffs into the end zone ... Landed 19 of 44 punts inside the 20 ... Honorable mention all-state as a junior ... Named first team all-state Class 6A by the Georgia Sports Writers Association as a sophomore in 2016 ... Averaged 37.3 yards on 47 punts in 14 games ... Scored 84 points on 48-of-49 PATs and 12-of-17 field goals with a long of 48 ... Averaged 36.6 yards on 42 punts in 10 games as a freshman in 2015 ... Also an all-state soccer player and member of two region championship teams.

Personal

Son of David and Araceli Mora ... Cousin, Adrian Mora, kicked for Georgia Southern from 2008-11 ... Brother Eder plays soccer at UAB ... High school soccer teammate of Wake Forest soccer incoming freshman Omar Hernandez ... Named a Scholar-Athlete three times in high school ... Born January 9, 2001.

Taylor MORIN

83



WR ■ Fr. ■ 5-10 ■ 175
Centreville, Va.
Westfield

High School


A team captain and a three-star athlete by 247 and ESPN ... Rated the No. 27 prospect in Virginia ... Ranked the No. 18 recruit by RecruitNoVa.com ... Named first team All-USA Virginia ... A versatile athlete who plays slot receiver, safety and also punts and kicks ... Took snaps at quarterback during the state playoffs ... Part of a senior class that went 55-4 during their careers, winning four district and regional titles and three state championships ... Was one of 25 finalists nationally for the US Army-Pro Football Hall of Fame Award for Excellence ... Named first team Concorde District at receiver ... Team won the Concorde District, its fifth straight region title ... Caught 47 passes for 879 yards and 14 TDs in the regular season ... Carried 18 times for 154 yards and two touchdowns ... Had eight receptions for 267 yards and four touchdowns in a 62-21 win over West Springfield that earned him Military Bowl DC Touchdown Club High School Football Player of the Week ... In a regional semifinal win over South Lakes, caught seven passes for 82 yards and two touchdowns while adding an interception ... Led the Bulldogs to a 13-1 record ... Took snaps in wildcat formation after an injury to the quarterback ... Threw for a touchdown, returned a fumbled screen pass 56 yards for a touchdown, rushed for a score and caught a 78-yard touchdown pass in that game ... Caught 53 passes for 840 yards and nine touchdowns as a junior ... Helped Westfield to a 15-0 record ... On defense, added 54 tackles and 11 interceptions including two pick-sixes ... Added 414 return yards and five blocked kicks ... First team all-district and all-region at both wide receiver and defensive back as a junior ... First team all-state wide receiver and second team all-state DB ... Helped the Bulldogs to a basketball state championship in 2016.

Personal

Son of Scott and Sabrina Morin ... Is the nephew of former Demon Deacon baseball player and 1988 WFU graduate Johnny Koons ... Member of the Math Honor Society ... Born January 3, 2001.

Zach MURPHY

88



K/P ■ R-So. ■ 6-0 ■ 185
Raleigh, N.C.
Ravenscroft

2018 (Redshirt Freshman)

Made his collegiate debut against Rice (9/29) as he kicked an extra point ... Added a PAT against Duke in the regular season finale ... Member of the ACC Academic Honor Roll.

2017 (True Freshman)

Redshirted ... Earned a Scout Team Player of the Week award.

High School

Team captain who holds the Ravenscroft school record with a 50-yard field goal ... Named All-Big East as a junior and senior ... NCISAA all-state team in 2016 ... Converted 13 career field goals and 94 PATs ... Had 27 touchbacks on kickoffs as a senior ... Helped Ravenscroft to the 2015 NCISAA Division 2 state championship in 2015 ... Played for coach Ned Gonet ... Also played lacrosse and helped the Ravens to the 2014 state playoffs.

Personal

Son of Steve and Diane Murphy ... Born Nov. 10, 1998 ... Raised over \$3,800 for pediatric cancer research through an organization called Kick-It during his senior season ... Health and exercise science major.

Je'Vionte' NASH

53



OL ■ R-Jr. ■ 6-3 ■ 295
Orange Park, Fla.
Oak Leaf

2018 (Redshirt Sophomore)

Played in all 13 games totaling 154 snaps while earning his second varsity letter ... Played 29 snaps vs. Rice (9/29) and was in for 24 snaps vs. Notre Dame (9/22).

2017 (Redshirt Freshman)

Made his college debut vs. Presbyterian ... Played 28 snaps at Georgia Tech (10/21) in relief of starter Phil Haynes ... Member of the field goal/PAT special team ... Played 134 snaps during the season ... Saw 35 snaps in the season-opener vs. Presbyterian (8/31).

2016 (True Freshman)

Redshirted.

High School

Team captain and first team all-state Class 7A pick in Florida in 2015 ... Was a third team pick as a junior ... Considered a three-star recruit by Scout, ESPN and 247Sports ... Ranked as one of the top 100 players in Florida by Scout and ESPN ... Three-year starter for the Knights ... First team member of the Florida Times-Union's All-First Coast team ... Selected to the Florida Times-Union's Super 24 football team ... Led an offensive line that accounted for over 200 yards rushing per game ... Helped Oak Leaf to an undefeated regular season in 2014 and a district championship before falling in the regional final ... Named Second Team All-Northeast Florida Elite Team in 2014 ... Second Team All-First Coast as a junior ... Played for Coach Derek Chipoletti.

Personal

Son of Robert and Ruth Nash ... Born Jan. 7, 1998 ... Communication major.

Jamie NEWMAN

12



QB ■ R-Jr. ■ 6-4 ■ 245
Graham, N.C.
Graham

2018 (Redshirt Sophomore)

Finished the season as Wake Forest's starting quarterback and led the Deacons to a 3-1 record ... Became the starter after Sam Hartman suffered a broken leg against Syracuse (11/3) ... In his first career start at No. 14 NC State (11/8), led the Deacons to come-from-behind 27-23 win with game-winning 2-minute drill ... Hit Jack Freudenthal with a 32-yard pass with 30 seconds left ... Completed 22-of-33 passes for 297 yards and three touchdowns ... Third QB in school history to throw three TD passes in first career start, joining Keith West vs Vanderbilt (1990) and Norm Snead vs. Maryland (1958) ... Received Manning Award Star of the Week following the NC State contest ... Had been Involved In just 27 previous career snaps before taking all 71 snaps vs. NC State ... Second-most passing yards ever by a Wake Forest QB in first career start, trailing only Sam Hartman (378 vs. Tulane, 2018) ... Posted 172.27 passing efficiency rating vs. NC State, second only to Snead's 203.33 for a Deacon in first career start ... Named the Jared Birmingham Bowl MVP following 37-34 win over Memphis (12/2) ... Completed 22-of-40 passes for a career-high 328 yards and a touchdown while rushing for three scores ... Led another 2-minute drive, rushing one yard for the winning score with :34 left ... Tied school bowl records for rushing touchdowns, points scored and total touchdowns in a bowl game ... Set the Jared Birmingham Bowl record with 419 total offense yards ... Missed the first three games of the season with an injury before debuting vs. Notre Dame (9/22) ... Had 73 yards on eight carries, a 9.1 YPC vs. the Irish while completing 4-of-7 passes for 29 yards and an interception ... All four of his starts came against bowl teams ... Threw eight touchdown passes in his first three career starts, a school record and his 1,008 passing yards are the most-ever for the first four starts of a career ... At 6-4, tied for the tallest QB to ever start a game at QB for the Deacons ... Averaged 6.49 yards per play of total offense, the sixth-highest single season average in school history ... His 221.7 total offense yards per game average is the 12th-best in school history ... Led Wake Forest to more than 500 total offense yards in two of his four starts ... Has thrown a TD pass in each of his four career starts ... Was the first Deacon to start his first career game on the road at a ranked opponent and produce a victory.

2017 (Redshirt Freshman)

Saw his first college action in a relief role vs. Presbyterian (8/31) ... Carried once for five yards and completed 2-of-4 passes for eight yards ... Member of the hands team at Notre Dame (11/4) ... Played 22 snaps on the season including 17 vs. Presbyterian.

2016 (True Freshman)

Redshirted ... Offensive Scout Team Player of the Week following the Duke game (9/10).

High School

Team captain at Graham High School ... Three-time Burlington Times-News All-Region selection ... Ranked as the No. 4 quarterback in North Carolina and No. 26 in the South by Scout ... The No. 16 dual threat QB nationally by 247 Sports ... A three-star recruit by ESPN, 247Sports, Rivals and Scout ... Considered one of the top 32 players in North Carolina by ESPN, 247Sports and Rivals ... Finished among the top 30 in the Elite 11 competition ... Helped the Red Devils to the state playoffs in 2015 ... As a senior, completed 80 of 158 passes for 1,367 yards and 12 touchdowns despite missing two games with an injury ... Rushed 106 times for 419 yards and eight touchdowns ... Had 3,091 yards of total offense and accounted

for 29 touchdowns as a junior ... Completed 100 of 195 passes for 1,840 yards and 20 touchdowns while rushing for 1,251 yards and nine scores in 2014 ... Rushed for 750 yards and 12 touchdowns as a sophomore while throwing for 2,034 yards and 13 touchdowns ... Played for Coach Anthony Timmons ... Became the starting QB as a freshman.

Personal

Son of Willie Bigelow, Jr. and Charity Newman ... Born Dec. 1, 1997 ... Three-year member of the A-B Honor Roll.

NEWMAN'S CAREER DEFENSIVE STATS

	G-GS	Cmp	Att	Pct	Yds	Int	TD	Lg/Opponent
2017	3-0	2	4	.500	8	1	0	5/Presbyterian
2018	6-4	84	141	.596	1,083	4	9	43/at NC State
Career	9-4	86	145	.593	1,091	5	9	43/at NC State

NEWMAN'S CAREER RUSHING STATS

	G-GS	Att	Yds	Avg	TD	Lg/Opponent
2018	3-0	1	5	5.0	0	5/Presbyterian
2019	6-4	64	247	3.9	4	27/at NC State
Career	9-4	65	252	3.9	4	27/at NC State

Loic Ngassam NYA

59



OL ■ *R-So.* ■ **6-3** ■ **300**

Silver Spring, Md.
Springbrook

2018 (True Sophomore)

Saw action in seven games as a redshirt freshman and earned his first varsity letter ... On the field for 58 offensive plays including a season-high 14 against Towson (9/8) ... ACC Top Six for Service winner in 2019.

2017 (True Freshman)

Redshirted.

High School

Team captain ... A three-star recruit by Scout and was ranked the No. 73 offensive guard in the nation ... Considered the No. 2 guard in Maryland by Scout ... Selected to the Big 33 All-Star game ... A two-way lineman ... Member of Team Maryland Elite 100 as a defensive tackle ... Named first team defensive tackle on the All-Sentinel team ... Earned first team all-county and first team all-division on the defensive line ... Selected to the Maryland Crab Bowl All-Star game ... Played for Coach Jason Lomax ... Had 54 tackles, 22 tackles for loss and 10 sacks ... On offense, played every snap for all 10 games ... Played just three years of football ... Played lacrosse as a freshman before joining the football team as a sophomore, and continued to play lacrosse ... Four-year member of the honor roll and three-year member of the French Honor Society.

Personal

Son of Dorette and Maurice Nya ... Born Dec. 4, 1999 ... Became a naturalized U.S. citizen on Feb. 26, 2019 ... Born in France, raised in Cameroon ... Came to the U.S. in 2012 ... Started playing football has a HS junior ... Fluent in English and French.

A.T. PERRY

89



WR ■ *R-Fr.* ■ **6-5** ■ **190**

Lake Worth, Fla.
Park Vista Community

2018 (True Freshman)

Redshirted ... Top receiver in the 2019 spring game with six catches for 112 yards and a 72-yard touchdown catch and run.

High School

Team captain ... A three-star recruit by 247Sports and ESPN ... Played for Coach Brian Dodds ... Rated the No. 18 player on the Palm Beach Post's Big Board as a senior ... No. 17 on the Sun-Sentinel's list of top players in Palm Beach County ... Named to Florida Athletic Coaches Association All-District team ... Earned all-area, all-conference and all-county honors ... Named all-county in basketball as well ... Won the county track long jump championship ... Helped lead the Cobras to the state playoffs where they upset No. 1 seed Miramar in the first round ... Had a pair of touchdown catches against Miramar ... Snagged a pair of touchdowns against Palm Beach Gardens including an 80-yarder ... Also saw action as a defensive back ... During junior year earned all-area honorable mention as a junior as the Cobras posted a 10-0 regular season ... Named team MVP.

Personal

Son of Carlton and Chasity Prescott ... Born Oct. 26, 1999 ... Mother ran track at Arizona State.

Zach RANSON

34



DB ■ *Fr.* ■ **6-2** ■ **205**

Snellville, Ga.
St. Pius X Catholic

High School

A team captain and three-star athlete by 247 and ESPN ... Ranked among the top 125 players in Georgia ... Played wide receiver and safety at St. Pius X ... Named the Region 8-4A Player of the Year as a senior ... Second team All-DeKalb County ... Played for Coach Paul Standard ... Helped the Golden Lions region championships in 2017 and 2018. ... Had 10 tackles, a tackle for loss, a forced fumble and a pass break-up in the first round win over Cedartown ... Had 13 stops in a win over North Oconee including two interceptions and an 84-yard pick-six ... Reached the Class 4A state semifinals in 2017 ... Named first team Region 8-4A as a junior with 100 tackles including 85 solos ... Honorable mention All-Region 8-4A as a sophomore in 2016 as he made 110 tackles including 87 solo stops ... Played basketball and helped the team reached the Class 4A state finals game against Upson Lee ... Averaged 12.3 points and 7.6 rebounds per game as a sophomore ... Has a 6-9 wingspan ... Competed in track where he cleared 6-0 in the high jump and 39-6.5 in the triple jump.

Personal

Son of Adrian and Nichole Ranson ... Born March 3, 2001.

Allan RAPPLEYEA

76



OL ■ *R-So.* ■ **6-5** ■ **290**

Millbrook, N.Y.
Milton Academy (Mass.)

2018 (Redshirt Freshman)

Awarded his first varsity letter after appearing in eight games and totaling 45 snaps ... Played eight offensive plays against Towson (9/8) and Louisville (10/27).

2017 (True Freshman)

Redshirted.

High School


Team captain ... Three-star prospect by 247, ESPN and Scout ... Considered the No. 1 offensive guard in Massachusetts by Scout ... Top 100 pick nationally by Scout and ESPN ... Named to the USA Today All-USA Massachusetts first team ... Earned All-Scholastic first team honors from the Boston Globe, Boston Herald, and Patriot Ledger ... First team All-New England and Lineman of the Year by New England Preparatory School Athletics Council ... Named Independent School League (ISL) All League first team and Lineman of the Year ... Earned Mass. Prep. Stars Gridiron Super Team first team in 2015 ... Played for Coach Kevin MacDonald.

Personal

Son of Kirsten and Allan Rappleyea ... Born Nov. 15, 1997 ... History major.

Joey RAY

42



DB ■ *R-Fr.* ■ **5-9** ■ **195**

Pilot Mountain, N.C.
East Surry

2018 (True Freshman)

Redshirted as a running back in 2018 ... Moved to defense in the spring due to a number of injuries in the secondary.

High School

A 2018 graduate of East Surry High ... Played for Coach David Diamont. ... Four-time all-conference selection and league player of the year as a senior ... Helped the Cardinals to three Northwest 1A Conference titles and two trips to the I-AA state playoff quarterfinals ... Rushed for 5,997 yards in his career while scoring 90 touchdowns ... Earned all-state honors as a senior ... Rushed for 256 yards on 19 carries with three touchdowns against East Wilkes as a senior ... Played on East Surry teams that went 43-11 during his four-year career and reached the playoffs all four seasons ... Also competed in track.

Personal

Son of J.W. and Kristen Ray ... Born April 4, 2000 ... Grew up in Weston, Fla. and moved to Pilot Mountain at age 11 ... Member of the National Honor Society.

Traveon REDD

17



DB ■ *R-Jr.* ■ **6-0** ■ **195**

Martinsville, Va.
Magna Vista

2018 (Redshirt Sophomore)

Returned to action after missing 2017 due to an injury ... Played in all 13 games and was awarded his second varsity letter ... Finished the year with 18 tackles, 1.5 tackles for loss and one pass break-up ... Season-high 63 plays and five tackles against Towson (9/8).

2017 (True Sophomore)

Suffered an elbow injury during the preseason and took a medical redshirt season.

2016 (True Freshman)

Saw action in 11 games as a true freshman and made nine tackles ... Had four games with two tackles ... Played 114 snaps with a high of 16 vs. Indiana ... Earned his first varsity letter.

High School

Team captain at Magna Vista High School in Ridgeway, Va. ... Ranked as one of the top 30 players in Virginia by Scout, 247Sports, and ESPN ... Considered a three-star athlete by Scout, Rivals, ESPN and 247Sports ... First Team 3A all-state selection in 2015 ... Piedmont District Defensive Player of the Year as a senior and named First Team all-district at wide receiver ... Ranked No. 22 on the Roanoke Times list of top 100 players in Virginia ... Helped the Warriors to back-to-back 3A state championships in 2014 and 2015 ... Magna Vista won the Group 3A Championship with a 13-1 record in 2014 ... Defeated Lord Botetourt 47-21 in 2015 in the title game ... Had a touchdown and an interception in the state title game ... Had 6 interceptions on the year, two for touchdowns ... Played both wide receiver and quarterback on offense and strong safety ... Led the Warriors to Piedmont District championships in 2012 and 2013 ... Collected 367 career tackles to go with 18 interceptions, 15 forced fumbles and 41 pass break-ups ... Played for Coach Joe Favero ... Also lettered in basketball.

Personal

Son of Verlon and Tekela Redd ... Born Sept. 3, 1998 ... Member of the National Technical Honor Society ... Communication major.

REDD'S CAREER DEFENSIVE STATS

	G-GS	S-A-Tot	TFL-Yds	Sk-Yds	Int-Yds	PBU	FF-FR
2016	11-0	7-4-11	0-0	0-0	0-0	0	0-0
2017			--INJ--				
2018	13-0	10-8-18	1.5-3	0-0	0-0	1	0-0
Career	24-0	17-12-29	1.5-3	0-0	0-0	1	0-0

Jack RIELLY

50

LB ■ R-So. ■ 5-10 ■ 195

Pittsburgh, Pa.
Central Catholic



2018 (Redshirt Freshman)

Did not see any game action ... Named to the ACC Academic Honor Roll.

2017 (True Freshman)

Redshirted ... Named to the ACC Academic Honor Roll.

High School

Helped lead Pittsburgh Central Catholic to the state 6A championship game in 2016 ... Had a 60-yard touchdown catch in the state semifinals ... As a fullback, had 16 carries for 148 yards, a 9.3 average ... Had three receptions for 89 yards ... Scored five of his six touchdowns in the postseason ... Played for Coach Terry Totten ... Helped the Vikings to a pair of WPIAL Championships and a state runner-up finish ... Vikings were ranked as high as 14th in the nation in 2016.

Personal

Son of Anna and Bill Rielly ... Born Aug. 24, 1998 ... Finance major.

Jaquarii ROBERSON

82

WR ■ R-So. ■ 6-1 ■ 180

Murfreesboro, N.C.
Hertford County



2018 (Redshirt Freshman)

Had seven receptions for 74 yards in his debut season ... Made his first career start in the Birmingham Bowl vs. Memphis at slot receiver ... Caught two passes for 15 yards in the win over the Tigers ... First two career catches came vs. Rice (9/29) ... Had three receptions for career-best 57 yards at Florida State (10/20) including career-long 29-yarder.

2017 (True Freshman)

Redshirted ... Named the team's scout team player of the week following the win over Syracuse.

High School

Team captain ... A consensus three-star prospect ... Rated the No. 211 WR nationally by 247Sports ... Considered the No. 5 receiver in North Carolina ... NCPreps 2A All-State first team selection ... Led the Bears to a conference championship and the third round of the state playoffs ... Three-year letterman for Coach Terrance Saxby ... Finished his senior season with 76 receptions, 1,370 yards and 15 touchdowns ... Twice named All-Northeastern Coastal 2A Conference ... As a junior, set school record with 66 receptions for 1,480 yards and 19 touchdowns ... As a sophomore, made 30 receptions for 595 yards and nine touchdowns in just eight games ... Also an outstanding basketball player ... Named all-district in basketball as both a sophomore and junior ... Averaged 22 points and 10 rebounds per game as a junior.

Personal


Son of Satoya Powell and the late Paul N. Roberson, Jr. ... Born July 29, 1998 ... Communication major.

Alec ROWAN

49

TE ■ R-Fr. ■ 6-3 ■ 215

Indian Trail, N.C.
Metrolina Christian



2018 (True Freshman)

Redshirted after walking on to the team in the fall of 2018.

High School

Played for Coach Thomas Langley at Metrolina Christian High ... Helped the Warriors to a conference title in 2017 ... Named second team all-state and first team all-conference ... Earned letters in basketball and track ... Had 84 receptions for 1,118 yards and 18 touchdowns.

Personal

Son of Robert and Diana Rowan ... Born Feb. 21, 2000 ... Member of the National Honor Society.

Trey RUCKER

18

DB ■ Fr. ■ 6-1 ■ 195

Fairfax, Va.
Flint Hill School



High School

A team captain at the Flint Hill School in Oakton, Va. ... A three-star athlete by 247 and ESPN ... Considered one of the top 25 prospects in Virginia by Rivals, 247 and ESPN ... Helped Flint Hill to the 2018 Virginia Division I state championship ... First team all-state as a senior and junior ... Three-time All-Mid-Atlantic Athletic Conference honoree ... Flint Hill's Defensive Player of the Year in 2018 ... Helped the Huskies to consecutive 11-0 seasons under Coach Tom Verbanic ... Had 18 receptions for 404 yards and 10 touchdowns ... Caught a pair of touchdown passes in the playoff-opener over Norfolk Academy ... Had a 60-yard punt return touchdown and an interception vs. Maret ... Had two touchdown receptions vs. St. James ... As a junior in 2017 made 13 catches for 298 yards and two touchdowns while adding 55 tackles, four tackles for loss, and three interceptions ... Caught four passes, two for touchdowns, as a sophomore in 2016.

Personal


Son of Reggie Rucker and Mellissa Willoby ... Born January 12, 2001.

Nick SCIBA

4

PK ■ So. ■ 5-9 ■ 190

Clover, S.C.
Clover



Will enter the 2019 season with a streak of 50 consecutive PATs made and 11 consecutive field goals converted.

2018 (Freshman)

Set the school record for season field goal percentage (min. 15 made) at 86.4 percent ... Broke school mark for field goals by a true freshman (19) ... Converted 19-of-22 field goals including his last 11 attempts ... Did not miss a field goal in the final nine games of the year ... Set the Jared Birmingham Bowl record for most points by kicking with 13 points on three field goals and four PATs ... Tied the Birmingham Bowl record with three field goals ... Became the first freshman to score 100 or more points in a season in school history with 107 ... Only the fourth Deacon with over 100 points in a season ... Was the fourth-most accurate freshman kicker in the nation ... His 19 field goals were the fourth-most in the nation by a freshman ... Was fifth in the ACC in scoring and the second-highest scoring freshman with 8.2 points per game ... His six multi-field goal games were the most-ever by a Deacon freshman ... Earned the starting placekicker role during preseason camp ... Made his college debut in the season-opener at Tulane (8/30) ... Missed his first collegiate field goal attempt vs. Tulane from 23 yards but hit on a 34-yarder later in the game ... Scored career-best 15 points vs. Towson (9/8) by connecting on all three field goal attempts and six PATs ... Career-high eight PATs converted vs. Louisville (10/27) ... Had three-field goal games vs. Towson (9/8) and Memphis (12/22).

High School

Team captain ... Rated a three-star player by 247Sports and Rivals ... Ranked the No. 7 kicker in the nation by 247Sports ... Four-year varsity player for head coach Brian Lane ... Made 8-of-11 field goal attempts with a long of 40 as a senior ... Converted 31-of-32 PATs and had touchbacks on 34-of-49 kickoffs ... Averaged 38 yards per punt ... Earned the Tri-County Football Coaches Association special teams award after kicking five PATs and a pair of field goals in a win over Forestview ... Team leader in dedicating Clover's 2017 season to Kick-it-to Cancer and the fight to help stop pediatric cancer ... During his junior year he converted 5-of-7 field goals with a long of 38 ... Sent 34-of-54 kickoffs for touchbacks ... Converted 21-of-25 PATs ... Also punted for the Blue Eagles ... Two-time Tri-County special teams player of the week ... Successful on 2-of-4 field goal attempts with a long of 25 as a sophomore ... Played in the 2015 USA Football International Bowl on the U-16 team ... Member

of the Clover soccer team as well.

Personal

Son of Nikki and Brian Sciba ... Born Oct. 2, 1999 ... Maintained a 3.8 GPA while taking all honors-level courses.

SCIBA'S CAREER KICKING STATS

	FG-A	Pct.	0-19	20-29	30-39	40-49	50+	PAT	PTS
2018	19-22	.863	0-0	8-9	9-11	2-2	0-0	50-50	107
Career	19-22	.863	0-0	8-9	9-11	2-2	0-0	50-50	107

Will SMART

51



DL ■ Fr. ■ 6-4 ■ 260

Milford, N.J.
Delbarton School

High School

Team captain at The Delbarton School ... A consensus three-star defensive lineman who is ranked among the top 40 prospects in New Jersey ... Rated the No. 35 player in New Jersey by ESPN ... One of 62 New Jersey players honored with a Mini Max award by the Maxwell Football Club ... First team all-state by the USA Today Network ... Named first team All-Morris County and first team all-conference ... Three-year starter who led the team with 103 tackles including 9.5 sacks and 28 TFL as a senior ... Named team MVP as a senior ... Had 12 tackles a sack and three TFL vs. Seton Hall prep ... Reached the NJSIAA Non-Public Group 4 Playoffs vs. Don Bosco ... Had 10 tackles and two sacks vs. Don Bosco ... As a junior, was a two-way starter playing offensive line, defensive line and defensive end for Coach Brian Bowers.

Personal

Son of Dalton III and Maureen Smart ... One of nine children in his family ... Born December 13, 2000.

Ryan SMENDA, Jr.

45



LB ■ So. ■ 6-2 ■ 235

Orange Park, Fla.
Fleming Island

2018 (Freshman)

Played in eight games as a true freshman ... Saw action in his first collegiate game at Tulane (8/30) and recorded two tackles ... Saw considerable action on special teams ... Season-best 69 snaps vs. NC State (11/8) ... Made his first career fumble recovery vs Notre Dame (9/22) and returned it 17 yards ... Had three special teams tackles on the year ... Finished first campaign with 22 total tackles, 2.5 tackles for loss and one sack ... Recorded the sack against Towson (9/8) ... Season-high five tackles against Towson and NC State (11/8).

High School

Two-year team captain ... A consensus three-star athlete by Rivals, 247Sports and ESPN ... Rated the No. 37 inside linebacker in the nation by 247 ... Played for Coach Damenym Springs ... No. 18 on the Times-Union's Super 11 ... Three-year varsity starter ... As a senior was named the Florida Times-Union Defensive Player of the Year and the Clay Today Defensive Player of the Year ... Named the FACA District 6 Class 7-A Player of the Year ... Had 175 tackles, 21 tackles for loss, three blocked punts, four blocked field goals and one interception as a senior ... Led the area in tackles ... Had 23 tackles during a regular season game against Bartram Trail ... Considered the centerpiece of the best defense in Northeast Florida ... Had a 56-yard score vs Edgewater ... First team All-Clay County as a linebacker and punter ... Had 14 tackles and a rushing touch-

down in a win over Middleburg ... Against Sandalwood, recorded 13 tackles, three tackles for loss, blocked a punt that he returned for a TD, blocked an extra point, recovered a fumble and scored on a 51-yard run from scrimmage ... Third team all-state class 7A as a junior... Collected 78 tackles, 15 tackles for loss, two sacks, six quarterback hurries, one interception and averaged 40 yards per punt on 43 punts ... Second team all-state as an all-purpose player by Florida HS Football ... Helped the wrestling team finish second in the 3A state tournament after winning area, district and region championships in 2016 ... Won the state wrestling championship at 220 pounds as a senior ... Three-time state medalist in wrestling ... Wrestled at 195 pounds, as a junior, posting a record of 49-7 and finishing fifth in state ... Three-time district champion and two-time region champion in wrestling.

Personal

Son of Ryan and LaToya Smenda ... Both parents are retired from the U.S. Navy ... Born Jan. 28, 2000 ... Member of the honor roll all four years of high school ... Older brother Austin plays defensive end at South Dakota State.

SMENDA'S CAREER DEFENSIVE STATS

	G-GS	S-A-Tot	TFL-Yds	Sk-Yds	Int-Yds	PBU	FF-FR
2018	8-0	11-11-22	2.5-10	1.0-6	0-0	0	0-1
Career	8-0	11-11-22	2.5-10	1.0-6	0-0	0	0-1

Justin STRNAD

23



LB ■ R-Sr. ■ 6-2 ■ 235

Palm Harbor, Fla.
East Lake

Elected a team captain for the 2019 season.

2018 (Redshirt Junior)

Honorable mention All-ACC pick as a junior ... Team tackle leader and seventh in the ACC with 105 total stops ... Sixth in the league with 72 tackles in ACC games ... Second on the team with 63 solos and team leader with 42 assists ... Third on the team with 8.5 tackles for loss ... Added 1.5 sacks ... Had nine solo tackles vs. Memphis in the Jared Birmingham Bowl, the most-ever by a Deacon in a bowl game ... Had seven tackles and a sack against Tulane (8/30) in the season-opener in his first career start ... Career-high 14 tackles against Syracuse (11/3) ... Had six games of 10 or more tackles including five of the final seven games of the year ... Had 13 stops vs. Louisville (10/27) and 12 at Florida State (10/20) ... Tied for the team lead with six double figure tackle games ... One of seven players on the team on the field for over 1,000 snaps with 1,006 ... Season-best 97 snaps vs. Louisville (10/27) and 95 at Tulane (8/30) ... One of just two returning defensive players to start all 13 games ... Was the only linebacker to play in all 13 games ... Participated in commencement exercises in May and will finish his degree in communication in December.

2017 (Redshirt Sophomore)

Team leader with 10 special team tackles in 2017 ... Team leader with three interceptions and 44 interception return yards ... Three interceptions were the most by a Wake Forest linebacker since Aaron Curry had four in 2007 ... Had an interception and 22-yard return vs. Presbyterian (8/31) ... Had two tackles and 1.5 tackles for loss vs. Appalachian State to go with a QB hurry ... Recorded five tackles at Clemson (10/7) ... Posted nine tackles vs. Louisville to go with career-high 2.5 sacks for loss of 11 yards and a forced fumble ... Made five tackles and had a diving fourth quarter interception at Syracuse (11/11) while playing a season-high 90 snaps ... Had an interception and 22-yard return vs. Duke (11/25) ... Had 10 tackles, a sack, 1.5 TFL, a forced fumble, a fumble recovery and a pass break-up in the Belk Bowl vs. Texas A&M.

2016 (Redshirt Freshman)

Played a season-high 34 snaps vs. the Blue Devils ... Tied for second on the team with four tackles vs. Delaware ... Three stops vs. Indiana (9/24) ... Made 19 tackles while appearing in all 13 games ... Season high four tackles vs. Delaware and NC State ... Played 302 snaps on the season ... Season-best 47 plays vs. Louisville ... Granted his first varsity letter.

2015 (True Freshman)

Redshirted.

High School

Team captain as a senior ... Rated as a three-star recruit by 247, ESPN, and Scout ... First Team All-Pinellas County selection by The Tampa Tribune and the Tampa Bay Times ... Finished his senior season with 81 tackles, eight pass break-ups, three tackles for loss, three sacks and three interceptions ... Helped lead East Lake to back-to-back undefeated regular seasons and two state semi-final appearances ... Won league and district championships in 2013 and 2014 ... Coached by Bob Hudson.

Personal

Son of Shawn Mazzoni and Jennifer Strnad ... Born August 21, 1996.

STRNAD'S CAREER DEFENSIVE STATS

	G-GS	S-A-Tot	TFL-Yds	Sk-Yds	Int-Yds	PBU	FF-FR
2016	13-0	12-7-19	0-0	0-0	0-0	0	0-0
2017	13-0	32-19-51	8.5-34	4.5-22	3-44	1	2-1
2018	13-13	63-42-105	8.5-20	1.5-6	0-0	5	1-0
Career	39-13	107-68-175	17.0-54	6.0-28	3-44	6	3-1

Taleni SUHREN

60



OL ■ R-Jr. ■ 6-5 ■ 285

Charlotte, N.C.
Ardrey Kell

2018 (Redshirt Sophomore)

Earned his second varsity letter ... Key member of the punt coverage team ... Played 112 snaps including a season-best 19 vs. Towson (9/8).

2017 (Redshirt Freshman)

Made his college debut vs. Presbyterian (8/31) ... Regular member of the punt coverage team ... Played season-high 25 snaps vs. Utah State ... Saw 102 snaps during the regular season ... Earned his first varsity letter.

2016 (True Freshman)

Redshirted.

High School

Team captain ... Named to the 2015 American Family Insurance All-USA North Carolina Football Team ... Considered a three-star recruit by Rivals, Scout, ESPN and 247Sports and the No. 1 offensive tackle in the state ... Ranked as the No. 44 offensive tackle nationally by ESPN ... Tabbed at No. 23 among the Charlotte Observer's Top 50 Carolinas' recruits ... Named to the All-Charlotte Observer team ... Selected for the 2015 Shrine Bowl of the Carolinas ... All-South Meck 8 pick in 2014 and 2015 ... Member of the Carolina Gridiron Preseason All-Gridiron team ... Selected to the Charlotte Observer Great 8 preseason team ... Invited to participate in Nike's Elite "The Opening" in 2015 ... Graded out at better than 80 percent as a senior while allowing just two sacks as a senior ... Named the offensive lineman of the year in Charlotte ... Played for Coach Joe Evans ... Helped the Knights to a 9-4 record in 2014 as the club reached the second round of the 4-A playoffs ... Became a starter as a sophomore ... Played in the Polynesian All-Amer-

ican Bowl in Oceanside, Calif.

Personal

Father, Eric, is from American Samoa and his mother, Lana, is from Long Beach, Calif. ... Born Feb. 10, 1998 ... Communication major.

Sage SURRATT 14

WR • R-So. • 6-3 • 215
Lincolnton, N.C.
Lincolnton



2018 (Redshirt Sophomore)

Named to the All-ACC Academic team ... Was Wake Forest's second-leading receiver as a redshirt freshman with 41 receptions for 581 yards and four touchdowns ... Played in all 13 games, starting nine ... Had two 100-yard receiving games ... Had 150 yards in his first career start in the opener at Tulane in earning ACC Rookie of the Week honors ... It marked the most receptions and receiving yards for a Deacon freshman in the first game of their career ... Added 109 yards on eight catches in Jamie Newman's first career start at NC State (11/8) ... Caught his first career TD pass vs. Boston College (9/13) ... Caught a nine-yard TD pass from Sam Hartman vs. Florida State (10/20) and a career-long 43-yard scoring catch from Newman vs. NC State (11/8) ... That play was the No. 6 Play of the Day on SportsCenter ... Added a nine-yard TD catch from Newman for Wake Forest's first score in the Birmingham Bowl win over Memphis (12/22).

2017 (True Freshman)

Redshirted ... Was the top receiver in the spring game with six receptions for 106 yards ... Named to the ACC Academic Honor Roll.

High School

Team captain ... Three-star prospect by 247 and Scout ... Ranked 98th nationally at WR by ESPN ... Named a Parade All-American in football ... Two-time First Team Associated Press all-state selection ... Named First Team all-state by USA Today and NC Preps ... State Offensive Player of the Year by Associated Press ... Offensive Player of the Year by the Gaston Gazette ... Pulled off a rare double-double by being named the state player of the year in both football and basketball ... As a senior, set state records with 129 receptions, 2,104 yards and 28 touchdowns ... Returned two interceptions for touchdowns for a total of 30 scores in 2016 ... Set the state record for career receiving with 366 receptions, 5,926 yards and 80 touchdowns ... Earned all-conference honors in all four seasons in both football and basketball ... Played for Coach Ledford Gibson at Lincolnton ... Three-time MaxPreps All-American in football and basketball ... Helped East Lincoln HS to the 2014 2A state championship in football ... Also played basketball where he was a 2,500-point scorer with seven 40-point games and three 50-point games including a school record 57 points as a senior ... Averaged 35.7 points, 11.8 rebounds and 5.5 assists per game in basketball as a senior and finished as the state's No. 2 all-time scorer with 2,951 career points ... Is Lincoln County's all-time scoring leader ... All-state basketball player by Associated Press, USA Today, NC Preps and NCBA ... Named the Gaston Gazette Basketball Player of the Year as both a junior and senior ... Named to the Charlotte Observer All-Region basketball team ... State basketball Player of the Year by USA Today ... Named the most outstanding player in the 2A state title game in 2015 and 2016 ... Named the Wendy's High School Heisman winner for North Carolina ... Named the boys NCHSAA Athlete of the Year for 2016-17.

Personal

Son of Brandi and Kevin Surratt ... Born April 13, 1998 ... Valedictorian of his senior class ... Ranked second in his class ...

Member of the National Honor Society and Beta Club ... Brother, Chazz, plays at North Carolina ... Economics major.

SURRATT'S CAREER RECEIVING STATS

	G-GS	Rec	Yds	Avg	TD	Lg/Opponent
2018	13-9	41	581	14.2	4	43/at NC State
Career	13-9	41	581	14.2	4	43/at NC State

Tyric SWENNIE 99

DL • R-Fr. • 6-0 • 265
Durham, N.C.
Northern Durham



2018 (True Freshman)

Redshirted.

High School

Played both offensive and defensive line at Northern Durham ... Played for Coach John Hammett as a senior ... Helped the Knights to an 8-3 record and a berth in the state playoffs ... Four-year letterman who was named all-Big 8 Conference as a senior in helping Northern Durham win the conference title ... Had 230 tackles and eight sacks while never missing a high school game.

Personal

Son of Makisha Ruffin and Bryant Swennie ... Born Dec. 5, 1999 ... Member of the National Honor Society.

D.J. TAYLOR 46

LB • Jr. • 6-1 • 235
Belvidere, Tenn.
Huntland



Expected to miss the 2019 season following an off-season knee injury.

2018 (Sophomore)

Finished eighth on the team with 50 tackles ... Made his first career start vs. Tulane (8/30) and recorded six tackles with a PBU ... Returned to action vs. Pitt after missing four games with an illness ... Season-high eight tackles vs. Memphis in the Birmingham Bowl ... Collected sacks vs. Towson (9/8) and Clemson (10/6) ... Started seven games including the first six contests and the Birmingham Bowl win over Memphis ... Had a pair of QB hurries at Duke (11/24).

2017 (Freshman)

Made his college debut vs. Presbyterian (8/31) ... Saw action in each of the first five games including a season-best 17 snaps vs. Presbyterian ... Totaled 47 snaps as a freshman.

High School

Team captain ... Consensus three-star rating from ESPN, 247, Rivals and Scout ... Rated the No. 63 OLB nationally by 247 ... The No. 2 OLB in Tennessee as ranked by Scout ... First Team all-state by the Tennessee Sports Writers Association in Class 1A ... Selected for the East-West All-Star Game ... Named a semifinalist for Tennessee Mr. Football ... Three-time all-region selection ... Region 4A Most Valuable Back in 2015 ... Named All-Mid-State and All-Lakeaway Area ... Rushed for 2,162 yards and 30 touchdowns on 261 carries as a senior ... Finished his career as Huntland's all-time rushing leader with 5,131 rushing yards and 70 touchdowns ... Collected 69 tackles on defense ... Four-year letterwinner for Coach Bob Robertson.

Personal

Full name is Dacorian Jayvon Taylor ... Son of Lynette Taylor and Calvin Ward ... Born Sept. 29, 1999 ... Communication major.

TAYLOR'S CAREER DEFENSIVE STATS

	G-GS	S-A-Tot	TFL-Yds	Sk-Yds	Int-Yds	PBU	FF-FR
2017	6-0	5-0-5	1-0-3	0-0	0-0	0	0-0
2018	9-7	21-29-50	5-0-21	1.5-11	0-0	3	0-0
Career	15-7	26-29-55	6-0-24	1.5-11	0-0	3	0-0

Ja'Sir TAYLOR 6

DB • Jr. • 5-10 • 190
Asbury Park, N.J.
Brick Township



2018 (Sophomore)

Earned his second varsity letter by playing a prominent role in the secondary ... Played in all 13 games, starting four ... Saw a team-high 90 snaps against Towson (9/8) ... Had season-high three pass break-ups to go with four tackles in season-opener at Tulane (8/30) ... Season-best five tackles against Rice (9/29) ... Finished 16th on the team with 26 total tackles.

2017 (Freshman)

Was the only true freshman to start a game in 2017 ... Started vs. Syracuse (11/11) and NC State (11/18) making him the first true freshman to start on defense for a Dave Clawson-coached Deacon team ... Had five passes defended during his first season ... Made his college debut vs. Presbyterian ... Collected two tackles ... Saw extensive action at Notre Dame (11/4) and had four tackles to go with a PBU ... First career start at Syracuse (11/11) ... Had five tackles and one PBU ... Started at CB vs. NC State (11/18) and had five tackles and a PBU ... Saw extensive action in the Belk Bowl after Amari Henderson suffered a first half injury ... On the field for 57 snaps in start vs. Syracuse ... Added 51 plays against Duke in the season finale ... Had one stop in the Belk Bowl win over Texas A&M in career-best 65 snaps.

High School

Rated the No. 146 athlete nationally by 247 ... Ranked No. 2 on the Super 60 Shore Conference recruits by the Burlington (NJ) Free Press ... Earned all-conference honors in 2016 ... Was the Green Dragons' top rusher as a senior with 544 yards and 11 touchdowns ... Led Brick Township to the 2013 Central Jersey Group 4 State Championship and a runner-up finish in 2016 ... Also a track standout who has run a 10.74 100 meters ... Four-year letterwinner for Rob Dahl and Len Zdanowicz.

Personal

Son of Aja Braxton and Johnnie Taylor ... Born Jan. 8, 1999 ... Communication major.

TAYLOR'S CAREER DEFENSIVE STATS

	G-GS	S-A-Tot	TFL-Yds	Sk-Yds	Int-Yds	PBU	FF-FR
2017	13-2	24-3-27	0-0	0-0	0-0	5	0-0
2018	13-4	22-4-26	1-0-3	0-0	0-0	5	0-0
Career	26-6	46-7-53	1-0-3	0-0	0-0	10	0-0

Zach TOM

50



OL ■ R-So. ■ 6-4 ■ 290
Prairieville, La.
Catholic

2018 (Redshirt Freshman)

Played in 12 games with one start in his redshirt freshman season ... Made his college debut in the season-opener at Tulane (8/30) ... Started at center vs. Towson (9/8) and was on the field for a season-high 84 snaps ... Logged 59 plays at Florida State (10/20) ... Earned his first varsity letter.

2017 (True Freshman)

Redshirted ... Named to the ACC Academic Honor Roll.

High School

Listed as a three-star prospect by Scout, ESPN and 247 ... Considered the No. 86 offensive guard in the nation by ESPN ... Listed as the No. 3 offensive tackle in Louisiana by Scout ... First team all-state by the Louisiana Sports Writers Association ... First team All-District 5-5A ... First Team Class 4A-5A All-Metro pick as a senior ... Helped Catholic to an unbeaten regular season in 2016 ... Led the way for an offense that averaged 313 yards and 31.5 points per game ... Played for coach Dale Weiner ... Took third in the state in the shot put as a junior.

Personal

Son of Vanessa and Michael Tom ... Born March 26, 1999 ... Member of National Honor Society ... Earned academic letters as a freshman, sophomore, and junior ... Brother Cameron was a four-year starter on the offensive line at Southern Miss ... Business and enterprise management major.

Noah TURNER

61



LS ■ R-Fr. ■ 6-0 ■ 225
Burlington, N.C.
Western Alamance

2018 (True Freshman)

Made his college debut by snapping the PAT on Wake Forest's eighth touchdown against Duke (11/24) in a 59-7 win ... Retained his year of eligibility by redshirting.

High School

Walked on in the fall of 2018 ... Will long snap for the Deacons ... 2018 graduate of Western Alamance ... Helped the Warriors to a conference championship and the state semifinals in 2017 ... Played on teams that went 34-6 during his final three varsity seasons ... Played for Coach Jeff Snuffer ... Started at right tackle on the offensive line as well ... Participated in the Shrine Bowl of the Carolinas ... Two-time all-region and all-state selection ... Three-year letterman ... Team captain as a senior.

Personal

Son of Ricky and Tina Turner ... Born Jan. 2, 2000.

Trey TURNER

67



DL ■ R-Fr. ■ 6-3 ■ 265
Peachtree City, Ga.
Woodward Academy

2018 (Redshirt Freshman)

Redshirted.

High School

Walked on in the fall of 2018 ... Graduate of Woodward Academy ... Helped the War Eagles to a 35-5 record over his final three varsity seasons ... Played offensive guard for Coach John Hunt ... Woodward reached the state quarterfinals in 2016 and 2017.

Personal

Son of Ashley and Dee Ann Turner ... Born June 8, 1999.

Kenneth WALKER III

25



RB ■ Fr. ■ 5-10 ■ 200
Arlington, Tenn.
Arlington

High School


A team captain at Arlington High and the No. 104-rated player in Tennessee in 2018 ... Hails from the Memphis area ... Nominated for the Tennessee Sports Writers Association All-State team ... Rushed for 1,403 yards as a senior despite missing three games ... Scored 27 touchdowns ... Finished his career with 3,485 rushing yards on 493 carries, 13 100-yard games and 41 touchdowns ... Had 64 catches for 1,058 yards and 16 TDs ... Named first team all-region at running back and kick returner ... Selected to the Toyota East-West All-Star game where he returned a kickoff 95 yards for a touchdown ... Scored five touchdowns against Raleigh Egypt ... Also had five touchdowns against St. George's ... Gained 167 yards rushing vs. Houston with three receptions for 51 yards while also leading the team in tackles ... Played for Coach Adam Sykes ... Led the Tigers 6A state playoffs ... Rushed for 1,205 yards and 17 touchdowns as a junior with seven 100-yard games ... Named first team All-Region 7-6A at running back and second team as a kick returner ... Carried 175 times for 1,205 yards and 17 touchdowns while compiling seven 100-yard rushing games ... Added 22 receptions for 411 yards and six touchdowns ... As a sophomore in 2016, rushed 118 times for 877 yards and eight scores with four 100-yard games ... Caught 28 passes for 377 yards and three touchdowns.

Personal

Son of Kenneth Walker, Jr. and Shauntechia Brown ... Born October 20, 2000.

Manny WALKER

13



DL ■ R-Jr. ■ 6-4 ■ 250
Holly Hill, S.C.
Lake Marion

2018 (Redshirt Sophomore)

Earned his first letter by playing in 12 games ... Made his college debut in the season-opener at Tulane (8/30) ... Logged a season-high 37 snaps against Rice (9/29) ... Finished the year with 12 tackles including four tackles for loss and a pair of sacks ... Collected three tackles vs. Towson, Rice and Syracuse ... Had two tackles for loss vs. the Orange ... Added sacks against Towson and Syracuse ... Was on the field for 243 plays on the season.

2017 (Redshirt Freshman)

Did not see action after suffering injury in preseason camp ... Returned to practice late in the season.

2016 (True Freshman)

Redshirted.

High School

Team captain at Lake Marion High ... Named to the USA Today High School Sports American Family Insurance ALL-USA South Carolina Football Team ... Led the state of South Carolina with 27 sacks in 2015 ... A consensus three-star recruit and the No. 1 defensive end in South Carolina ... Ranked among the top 15 players in the state by Rivals, 247Sports and ESPN ... First team all-state by the High School Sports Report ... Tabbed as the No. 10 recruit in South Carolina by Saturday Down South ... Defensive Player of the Year by the Orangeburg Times & Democrat ... Named to MaxPrep's Small School All-America team ... Had 93 tackles including 83 solo stops as a senior ... Also blocked a punt ... Recorded 74 tackles and 13 sacks as a junior in 2014 ... Helped the Gators to a 9-4 record as a senior and a berth in the Lower State Championship game ... Ran the 100 meter hurdles in track and placed second in the state in the high jump as a junior ... Coached by Chris Carter at Lake Marion High ... Versatile player who saw action at defensive end and safety on defense and tackle, wide receiver and tight end on offense ... High-jumped 6'6" as a prep.

Personal

Grandson of Mattie and Morris Watson ... Born Sept. 14, 1997 ... Communication major.

WALKER'S CAREER DEFENSIVE STATS

	G-GS	S-A-Tot	TFL-Yds	Sk-Yds	Int-Yds	PBU	FF-FR
2018	12-0	9-3-12	4.0-13	2.0-11	0-0	0	0-0
Career	12-0	9-3-12	4.0-13	2.0-11	0-0	0	0-0

Scotty WASHINGTON

7



WR ■ R-Sr. ■ 6-5 ■ 225
Washington, D.C.
St. John's

2018 (Redshirt Junior)

Suffered preseason injury that kept him out of the last half of preseason camp and the first two games of the season ... Had 20 receptions for 243 yards and three scores ... Made his season debut with seven plays against Boston College (9/13) ... Season-high four receptions vs. Florida State (10/20) ... Top yardage games were against Syracuse (11/3) and Memphis (12/22) with 53 yards ... Had TD receptions against Louisville (10/24), Syracuse (11/3) and Duke (11/24) ... Inserted on defense vs. NC State (11/8) and intercepted Ryan Finley's final play Hail Mary pass for his first career pick ... Became the first Wake Forest player with a reception and an interception in the same game since Butch Henry against North Carolina in 1967 ... First TD catch of the year came on a 9-yard pass from Sam Hartman at Louisville (10/27) ... Went over 1,000 career receiving yards vs. Pitt (11/17) ... Participated in commencement exercises in May and will finish his degree in December.

2017 (Redshirt Sophomore)

Third on the team with 43 receptions ... Second on the club with 711 receiving yards ... Named to ESPN's All-ACC Bowl team ... Had career-highs with nine receptions, 138 yards and a 50-yard touchdown reception in the Belk Bowl ... Laid out for a 47-yard reception that was the No. 5 Play of the Day on SportsCenter on Dec. 29 following the Belk Bowl ... Was 10th in the ACC in receiving yards per game with 54.7 ... Tied for fifth in the ACC with three 100-yard receiving games ... Three catches for 29 yards vs. NC State (11/18) ... Snagged seven passes for 113 yards at Syracuse (11/11) ... Career-high eight receptions at Notre Dame for 84 yards ... Had six

catches for 133 yards vs. Louisville (10/28) ... Had 47-yard reception from John Wolford on the Deacons' first play from scrimmage against the Cardinals ... Had three catches for 72 yards on opening series vs. UL ... Caught a pair of passes for 25 yards at Clemson (10/7) including a 16-yard scoring pass from Kendall Hinton ... Had outstanding performance against Appalachian State (9/23) ... Caught four passes for team-high 79 yards including 37-yard reception ... Blocked Appalachian State's last-second field goal attempt that would have given the Mountaineers the win ... Had two receptions for 57 yards including a 33-yarder against Florida State (9/30) ... On the field for 749 snaps.

2016 (Redshirt Freshman)

Caught his first college pass vs. Delaware, 10-yard reception from John Wolford ... Missed the last two games of the regular season with an injury ... Given his first career start vs. Temple in the Military Bowl ... Had a break-out game in the win over Temple ... Set career highs with five receptions for 57 yards ... Had five receptions during the regular season and matched that total in the bowl game ... Had two receptions for 35 yards at NC State ... Granted his first varsity letter ... On the field for 333 snaps including season-best 71 vs. Temple.

2015 (True Freshman)

Redshirted.

High School

Team captain as a senior ... Rated as a three-star recruit by 247, Rivals, and Scout ... Top 100 wide receiver in the country by Rivals and 247 ... Ranked as a top 10 player in Washington D.C. ... Finished the season with 19 receptions for 422 yards and two scores ... Had a 73-yard kickoff return for a score and four receptions for 73 yards vs. DeMatha ... Helped the Cadets to the WCAC Championship game in 2013 ... Coached by Joe Patterson.


Personal

Son of Tony and Lisa Washington ... Father played basketball at St. Francis (Pa.) ... Born July 26, 1997 ... Communication major.

WASHINGTON'S CAREER RECEIVING STATS

	G-GS	Rec	Yds	Avg	TD	Lg/Opponent
2016	11-2	10	115	11.5	0	26/at NC State
2017	13-11	45	711	15.8	3	50/Texas A&M
2018	11-4	20	243	12.2	3	27/Syracuse
Career	35-17	75	1,069	14.3	6	50/Texas A&M

Tyler WATSON 58



OL ■ R-Jr. ■ 6-5 ■ 280

Roswell, Ga.
Milton

2018 (Redshirt Sophomore)

Played in 12 games and earned his second letter ... Primarily saw action on punt coverage team ... Season-high 17 snaps against Towson (9/8).

2017 (Redshirt Freshman)

Played in all 13 games and was on the field for 116 snaps ... Member of the punt coverage team throughout the season ... Season-high 26 snaps vs. Presbyterian (8/31) ... Saw scrimmage action against Utah State (9/16) as well ... Earned his first varsity letter.

2016 (True Freshman)

Redshirted.

High School

Team captain at Milton High ... First Team All-North Fulton Metro by the Atlanta Journal-Constitution ... Received the Great American Rivalry Series Scholar-Athlete Award for 2015 ... three-star recruit by 247Sports and ESPN ... Three-year starter on offense and defense for coach Howie Decristofaro ... Be-

gan his career as a defensive lineman for the Eagles ... Also lettered in wrestling.

Personal

Son of Lynn and Randy Watson ... Born September 1, 1997 ... Ranked in the top 10 percent of his class at Milton High School ... Named an AP Scholar ... Economics major.

Blake WHITEHEART 85



TE ■ R-Fr. ■ 6-4 ■ 240

Winston-Salem, N.C.
Mt. Tabor

2018 (True Freshman)

Played in three games and retained his year of eligibility ... Made his debut on the kickoff return team against Syracuse (11/8) ... Also saw action against Pitt (11/17) and at Duke (11/24) ... Was on the field for 22 snaps.

High School

Enrolled at Wake Forest in January 2018 ... Team captain in high school ... A three-star athlete by ESPN and 247Sports ... Rated the No. 66 tight end in the nation by 247 and the No. 39 prospect in the state by ESPN ... Four-year letterman ... Played for Coach Tiesuan Brown ... Four-time All-Forsyth County selection ... As a senior was named to the Shrine Bowl of the Carolinas all-star game and had one reception for 38 yards ... Named All-Northwest North Carolina for the second straight year ... Had 24 receptions for 389 yards and four touchdowns ... All-conference honoree as a junior and senior ... Helped Mount Tabor to the third round of the Class 3-AA state playoffs ... Team finished the season 11-3 and earned the No. 1 seed in the playoffs ... Lettered four years in lacrosse and earned three all-conference selections ... Earned all-region and state honorable mention honors in lacrosse as well.

Personal

Son of Michael and Tina Whiteheart ... Born March 22, 2000 ... Member of the National Honor Society.

A.J. WILLIAMS 22



DB ■ Fr. ■ 5-11 ■ 185

Bamberg, S.C.
Bamberg-Ehrhardt

High School

Team captain at Bamberg-Ehrhardt High School ... A three-star athlete by ESPN and 247 ... Rated the No. 28 player in South Carolina by ESPN ... Named the Orangeburg Times and Democrat Defensive Player of the Year in 2018 ... Played quarterback and defensive back for the Red Raiders ... Three-year starter selected to the Touchstone Energy Bowl North-South game ... Also picked for the Border Bowl game between South Carolina and Georgia All-Stars on Jan. 12 in Augusta, Ga. ... Led the Red Raiders to a 10-2 record in 2018 and Class 3A Lower State semifinals ... Played for Coach Robert Williams as a senior ... Rushed for 937 yards and 13 touchdowns while throwing for 584 yards and four scores ... Had 86 tackles, eight interceptions, two fumble recoveries and a pair of defensive touchdowns ... Named the Orangeburg Touchdown Club Defensive Player of the Week in mid-November after collecting three interceptions, two pass break-ups and a forced fumble in a playoff win over Hannah-Pamplico. ... In the same game, he rushed for 102 yards and four touchdowns ... Won the Class 2A Lower State championship in 2017 as he was named to the Orangeburg Times and Democrat All-Area team.

Personal

Son of Donnell Akins ... Born March 28, 2001.

Ja'Cquez WILLIAMS 30



LB ■ R-Jr. ■ 6-2 ■ 220

Hinesville, Ga.
Liberty County

2018 (Redshirt Sophomore)

Played in 12 games and started three while being on the field for 540 snaps in earning his second varsity letter ... Season-high 84 snaps against Notre Dame (9/22) ... 12th-leading tackler on the squad with 39 total stops including three tackles for loss and a sack ... Collected the sack against Towson ... Season-best seven tackles vs. Pittsburgh (11/17) ... Had tackles for loss against Rice (9/29) and Florida State (10/20) ... Earned a QB hurry vs. Syracuse (11/3) ... Made six stops vs. Towson.

2017 (Redshirt Freshman)

Tied for 17th on the team with 21 tackles on the season ... Had a sack and a pair of tackles for loss ... Made his college debut vs. Presbyterian (9/1) with a pair of tackles ... Played season-high 56 snaps at Georgia Tech (10/21) and made four tackles ... Added 56 snaps against Louisville (10/28) and Notre Dame (11/4) ... Season-high six tackles, a sack and a PBU at Notre Dame (11/4) ... Suffered injury vs. Appalachian State (9/23) that kept him out of the Florida State game ... Played on the kickoff coverage and kickoff return teams ... On the field for 442 snaps on the season ... Earned his first varsity letter.

2016 (True Freshman)

Redshirted.

High School

Team captain and MVP in 2015 ... Outstanding high school running back who converted to a linebacker for the Demon Deacons ... Tabbed a three-star recruit by Rivals and ESPN ... Ranked among the top 80 players in Georgia by ESPN ... Second Team all-state selection by the Georgia Sports Writers Association ... Honorable mention 4-A all-state by the Atlanta Journal-Constitution ... Offensive Player of the Year in Region 3-4A ... First Team All-Region 3-4A as a junior ... Became a starter for the Panthers as a sophomore ... Helped Liberty County win its first playoff game in school history ... Played for Coach Kirk Warner ... Rushed for 1,167 yards and caught 22 passes for 421 yards in 2015 ... Rushed for 244 yards and two touchdowns while catching five passes for 115 yards and two more scores in a win over Richmond Hill ... Had a 93-yard run in one game and a 72-yard scoring burst vs. Effingham County ... Caught three touchdown passes and rushed for another in a win over McIntosh County Academy ... Named to Georgia Athletic Coaches Association All-Star Game (South).

Personal

Son of Chris and Shonetta Williams ... Born Sept. 20, 1997 ... Communication major.

WILLIAMS' CAREER DEFENSIVE STATS

	G-GS	S-A-Tot	TFL-Yds	Sk-Yds	Int-Yds	PBU	FF-FR
2017	12-0	17-4-21	2-0-7	1-0-4	0-0	1	0-0
2018	12-3	21-18-39	3-0-9	1-0-7	0-0	0	0-0
Career	24-3	38-22-60	5-0-16	2-0-11	0-0	1	0-0

Justin WILLIAMS 44

DL ■ Fr. ■ 6-2 ■ 275
Seffner, Fla.
Armwood



High School

A three-star defensive end by 247 and ESPN ... Had 33 tackles, seven sacks, four forced fumbles and eight quarterback hurries in 14 games as a senior ... Reached the state title game in 2018 ... Had a pair of sacks in a win over Durant ... Caught a four-yard touchdown pass in a state semifinal win over Crestview ... Led a defense that held its first four playoff opponents to a total of 35 points ... Played for Coach Evan Davis ... Helped the Hawks to the state title game in 2017 as well.

Personal

Son of Dawanna Hayes and Moses Cody ... Born January 15, 2001.

Tyler WILLIAMS 72

DL ■ R-So. ■ 6-1 ■ 290
West Palm Beach, Fla.
Oxbridge Academy



2018 (Redshirt Freshman)

Saw his first collegiate action at Tulane (8/30) and had one tackle ... Suffered an injury against Syracuse (11/3) in his first career start and missed the remainder of the season ... Finished the season with 11 tackles and a sack ... Picked up his first career sack vs. the Orange.

2017 (True Freshman)

Redshirted.

High School

Team captain ... Consensus three-star recruit ... Ranked by ESPN as the No. 70 defensive tackle in the nation ... Ranked the No. 12 defensive tackle in Florida by Scout ... Won the Lou Groza Award as Palm Beach County's Player of the Year in 2016 ... Named the All-Area Defensive Player of the Year by the Palm Beach Post ... Member of CBS MaxPreps Small Schools All-American Football Team ... Made 38 total tackles and 19 tackles for loss with four sacks and two forced fumbles ... Helped Oxbridge Academy to a 10-2 record and the state 3-A semifinals ... Three-year letterman for Coach Brendan Kent.

Personal

Son of Tyeisha Rousseau ... Stepfather is Hydn Rousseau and father is Rodney Williams ... Born Aug. 11, 1999.

Adam WINTER 92

DE ■ R-So. ■ 6-3 ■ 260
St. Louis, Mo.
De Smet Jesuit



2018 (Redshirt Freshman)

Did not see any game action.

2017 (True Freshman)

Redshirted ... Earned defensive scout team player of the week following the Syracuse game.

High School

Three-time all-conference defensive end ... Member of the Post-Dispatch Super 30 ... Three-year two-way varsity starter ... Named all-district as a senior ... Played for Coach Robert Steeples ... Holds the school record in the deadlift.

Personal

Son of Tracy and Tim Winter ... Born Jan. 21, 1999 ... Maintained a 4.1 GPA throughout high school.

Peyton WOULARD 38

DB ■ R-Fr. ■ 6-1 ■ 190
Suwanee, Ga.
Collins Hill



2018 (True Freshman)

Played in three games and retained his redshirt status ... Made his college debut at NC State (11/8) ... Played 34 snaps including a season-high 17 at Duke ... Played 14 snaps in the Birmingham Bowl win over Memphis.

High School

Team defensive captain ... A consensus three-star athlete by Rivals, 247Sports and ESPN ... Rated the No. 83 safety in the nation and No. 97 prospect in the state by 247Sports ... Played for Coach Lenny Gregory ... Three-year starter and letterman ... Had 221 career tackles, six interceptions, 23 pass break-ups and one interception return for a touchdown ... First Team all-state Class 7A as a senior ... Named first team All-Region 6-7A ... Named first team All-Gwinnett County ... Named to the Team of the Month for Sept/Oct by the Gwinnett Touchdown Club ... Named the MaxPreps High School Athlete of the Month ... Had 65-yard scoring catch vs. Shiloh in season opener ... Caught a 75-yard touchdown pass against Mill Creek ... Had two interceptions vs. Lambert including a 57-yard return for a touchdown ... Helped the Eagles to the first round of the state playoffs ... Received the Eagle Award as the team's best all-around player ... Recorded 79 tackles and two interceptions as a junior ... All-region and all-county honoree.

Personal

Son of Mashelia and David Woulard ... Born Dec. 15, 1999 ... Honor Roll student ... Father was an FCS All-American at Mississippi Valley State and one of the school's all-time top 100 players ... Both parents are graduates of MVSU ... Competed against fellow Wake Forest signee Kenneth Dicks, III in 2017.

DEACON COACHING STAFF

Dave CLAWSON

Head Coach

6th Year

Williams ■ 1989

In just five short years, Wake Forest head coach Dave Clawson has done what none of his predecessors could do: Win 28 games in those first five seasons.

In addition, Clawson has tied the school record for the most bowl victories in a career by a Wake Forest head coach. The Demon Deacons enter the 2019 campaign riding a streak of three straight bowl wins. Clawson earned his three bowl wins faster than any other Wake Forest coach in history.

Among those 28 wins were a number of critical victories including wins over No. 23 Temple in the 2016 Military Bowl and a win over SEC member Texas A&M in the 2017 Belk Bowl. A 37-34 Birmingham Bowl victory over Memphis in 2018 marked the first time in school history that Wake Forest won a bowl game in three consecutive seasons.

Moving his teams into the postseason is nothing new for Clawson.

Clawson, who started his head coaching career at Fordham in 1999, took the Rams to a 10-3 record in his fourth year in The Bronx and a berth in the Football Championship Subdivision playoffs. Clawson started at Richmond in 2004 and had the Spiders at 11-3 and in the FCS semifinals in year four. At Bowling Green, Clawson's fourth season produced an 8-5 record and a berth in the Military Bowl. And year four at Wake Forest was no less magical with the Deacons sitting at 8-5 following a thrilling 55-52 win over Texas A&M in the Belk Bowl in 2017.

For five seasons with the Demon Deacons, Clawson has preached strong defense and patience on offense. Year four brought an avalanche of offense as his group of attackers, thrown into the fire in 2014 as youngsters, matured into a tenacious group that set school records for scoring and total offense. In the last two seasons, Wake Forest has set over 200 offensive records.

The 2017 and 2018 seasons were the most prolific offensive seasons in school history. The Deacons set school records for points scored, total offensive yards, first downs and a host of other marks.

In 2018, Wake Forest boasted a 1,000-yard rusher in Cade Carney and a 1,000-yard receiver in Greg Dortch, marking the first time since 1979 a Deacon team had accomplished that feat.

The Demon Deacons set 105 records in 2017, tied another 15 marks, and became one of the nation's most efficient and productive offenses. Wake Forest set major records for points scored in a season, obliterating the record by 97. The offense set



new marks for total offense yards in a game and in a season, yards per carry, most touchdowns scored and most touchdown passes in a season. The defense set a record with 106 tackles for loss.

But two records stand out: Wake Forest had 11 players selected for 12 All-ACC positions, and as a team, the Deacons beat six bowl teams in 2017.

The 2018 season marked Wake Forest's third consecutive bowl invitation despite breaking in two first-year starting quarterbacks. Clawson maintained a steady hand at the controls as the Demon Deacons navigated a dozen season-ending injuries to win four of the last six games of the season including the Jared Birmingham Bowl.

The 2016 season marked year three in a career that has steadily shown vast improvement in year three. During his time at Fordham, Richmond and Bowling Green, Clawson's year three teams averaged six wins. He exceeded that mark with seven victories in 2016.

With the 2016 addition of McCreary Field House, Wake Forest's state-of-the-art indoor practice facility, and the construction of the Sutton Sports Performance Center, which marks yet another technologically advanced facility, Clawson and the Deacons are clearly on a roll.

On December 10, 2013, Clawson became the 32nd head football coach in Wake Forest University history. The head coach at Bowling Green State University from 2009 through 2013, Clawson led the Falcons to the 2013 Mid-American Conference championship with a 47-27 win over No. 16 Northern Illinois.

Clawson joined the Demon Deacons after five seasons as the head coach at BGSU in Bowling Green, Ohio. He built the Falcons to be explosive both offensively and defensively. The 2013 Bowling Green team ranked 29th in the nation in total offense and tenth in total defense. In 2012, BGSU was ranked sixth in the nation in total defense and 10th nationally in scoring defense, yielding just 16.8 points per game. The Falcons were one of only two non-power conference teams to rank in the top 30 statistically in both total offense and total defense in 2013.

Bowling Green's 2013 team went 10-3 overall under Clawson and won the MAC East title with a 7-1 record. The Falcons received a bid to the Little Caesar's Bowl in Detroit. It marked the third bowl appearance in five seasons for Clawson's team.

In his 18 years as a head coach, Clawson has delivered a conference championship at each of his first three stops. Prior to the 2013 Mid-American Conference title at Bowling Green, Clawson helped Richmond to a pair of Colonial Athletic Association titles in 2005 and 2007. His first championship as a head coach came in 2002 when he led Fordham to the Patriot League title.

He has also earned numerous Coach of the Year awards. He was the Patriot League Coach of the Year in 2001 and 2002 and was awarded the 2005 Atlantic 10 Coach of the Year award in just his second year in the league. The 2007 CAA Coach



of the Year award marked his fourth conference Coach of the Year honor in his first nine years as a head coach.

In 2002, Clawson was the Schutt Sports/American Football Monthly I-AA Coach of the Year and a finalist for the Eddie Robinson Award. In 2005, Clawson earned National Coach of the Year from I-AA.org and was again a finalist for the Eddie Robinson Award.

A 1989 graduate of Williams College in Massachusetts, Clawson earned a degree in political economy. A native of Youngstown, N.Y., Clawson was a defensive back for Williams and went on to serve as a graduate assistant coach at Albany in 1989 and 1990. He moved to Buffalo for the 1991 and 1992 seasons, tutoring the secondary his first year and the quarterbacks and running backs his second.

In 1993, Clawson was named the running backs coach at Lehigh and helped the Mountain Hawks to a 7-4 record and the Patriot League championship. He was promoted to offensive coordinator in 1994 and spent two years in that role, adding another Patriot League title in 1995. Lehigh won a pair of Patriot League titles in his three years and his offense led the league in scoring, total offense and pass offense in each of his final two seasons.

Villanova hired Clawson as offensive coordinator in 1996 and his offense helped the Wildcats to NCAA FCS appearances in 1996 and 1997. During his tenure at Villanova, Clawson's offense established 70 program records, held the No. 1 ranking in the nation for six weeks in 1997 and won the 1997 Atlantic 10 championship. He tutored Brian Westbrook who became the first player in college football history to gain 1,000 yards both rushing and receiving.

Following the 1998 season, Clawson became the nation's youngest Division I head coach when he was named head coach at Fordham. Inheriting a team that had won just 22 games in the previous 10 years, Clawson turned the Rams into the Patriot League champions in his fourth season. He was the Patriot League Coach of the Year in both 2001 and 2002. Clawson helped the Rams to the 2002 FCS Playoffs where they defeated fourth seed Northeastern in the opening round before falling to Villanova.

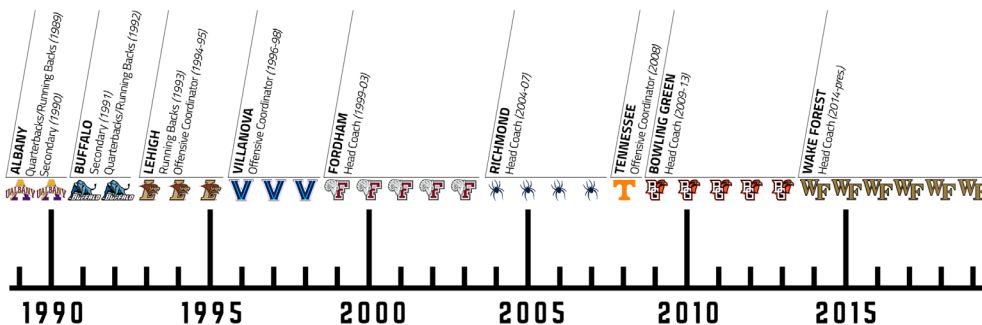
Clawson was named the head coach at Richmond prior to the 2004 season. He guided the Spiders to the biggest two-year turnaround in school history, improving from 3-8 in 2004 to 9-4 in 2005. In 2007, his final year with the Spiders, Clawson guided Richmond to an 11-3 record, the Colonial South title and the FCS national semifinals.

He left Richmond in 2008 to replace David Cutcliffe as the offensive coordinator under Phillip Fulmer at Tennessee. Following that season, Clawson was named the head coach at Bowling Green in time for the 2009 season.

Clawson and his wife, Catherine, are the parents of two children, Courtney and Eric.



CLAWSON COACHING TIMELINE



THE DAVE CLAWSON FILE

BORN

- August 16, 1967 in Youngstown, New York

FAMILY

- Wife — Catherine
- Children — Courtney and Eric

EDUCATION

- Williams College — 1989
B.A. in Political Economy
- SUNY Albany — 1992
M.A. in Liberal Studies

PLAYING HISTORY

- Williams College — 1985-88
Three-year starter at defensive back
Also played basketball

COACHING HONORS

- 2007 CAA Coach of the Year
- 2005 I-AA.org National Coach of the Year
- 2005 Atlantic 10 Coach of the Year
- 2002 Schutt Sports/American Football Monthly National I-AA Coach of the Year
- 2001 & 2002 Patriot League Coach of the Year

CHAMPIONSHIPS AS A HEAD COACH

- 2013 MAC Championship (Bowling Green)
- 2007 CAA Championship (Richmond)
- 2005 Atlantic-10 Championship (Richmond)
- 2002 Patriot League Championship (Fordham)

AS A HEAD COACH

Year	School	Record	Conf	Post.
2018	Wake Forest	7-6	3-5	Birmingham
2017	Wake Forest	8-5	4-4	Belk
2016	Wake Forest	7-6	3-5	Military
2015	Wake Forest	3-9	1-7	
2014	Wake Forest	3-9	1-7	
2013	Bowling Green	10-3	7-1	Lil'Caesar
2012	Bowling Green	8-5	6-2	Military
2011	Bowling Green	5-7	3-5	
2010	Bowling Green	2-10	1-7	
2009	Bowling Green	7-6	6-2	Humanitarian
2007	Richmond	11-3	7-1	FCS Semi
2006	Richmond	6-5	3-5	
2005	Richmond	9-4	7-1	FCS QF
2004	Richmond	3-8	2-6	
2003	Fordham	9-3	4-3	
2002	Fordham	10-3	6-1	FCS QF
2001	Fordham	7-4	5-2	
2000	Fordham	3-8	1-5	
1999	Fordham	0-11	0-6	

Career

118-115	70-75
At Fordham	29-29 16-17
At Richmond	29-20 19-13
At Bowling Green	32-31 23-17
At Wake Forest	28-35 12-28


AS AN ASSISTANT COACH

Year	School	Record	Conf	Post.
2008	Tennessee	5-7	3-5	
1998	Villanova	6-5		
1997	Villanova	12-1		
1996	Villanova	8-4	6-2	
1995	Lehigh	8-3	5-0	
1994	Lehigh	5-5-1	3-2	
1993	Lehigh	7-4	4-1	
1992	Buffalo	4-6		
1991	Buffalo	3-7		
1990	Albany	5-4		
1989	Albany	3-7		

CHAMPIONSHIPS AS AN ASSISTANT COACH

- 1997 Atlantic 10 Championship (Villanova)
- 1995 Patriot League Championship (Lehigh)
- 1993 Patriot League Championship (Lehigh)

DEACON COACHING STAFF



CLAWSON VS. ALL OPPONENTS

OPPONENT	LAST	RECORD
Akron	2013	3-0
Appalachian State	2017	1-1
Army West Point	2016	2-1
Ball State	2009	1-0
Boise State	2009	0-1
Boston College	2018	2-3
Brown	2003	2-3
Bucknell	2007	4-3
Buffalo	2013	4-1
C.W. Post	2003	1-0
Central Michigan	2010	1-1
Clemson	2018	0-5
Colgate	2003	1-4
Columbia	2003	2-2
Cornell	1999	0-1
Delaware	2016	3-2
Duke	2018	3-3
Eastern Kentucky	2007	1-0
Eastern Michigan	2013	2-0
Elon	2015	1-0
Fairfield	2002	3-0
Florida	2012	0-1
Florida State	2018	0-5
Furman	2005	0-1
Gardner-Webb	2014	1-0
Georgetown	2003	4-0
Georgia Tech	2017	0-1
Hampton	2005	1-0
Harvard	1999	0-1
Hofstra	2005	1-1
Holy Cross	2003	3-2
Idaho	2012	2-1
Indiana	2016	1-2
James Madison	2007	2-2
Kent State	2013	2-3
Lafayette	2004	4-3
Lehigh	2003	0-5
Louisiana-Monroe	2014	0-1
Louisville	2018	2-3
Maine	2005	1-1
Marshall	2010	1-1
Massachusetts	2013	3-1
Memphis	2018	1-0
Miami (OH)	2013	4-1
Michigan	2010	0-1
Mississippi State	2013	0-1
Missouri	2009	0-1
Morgan State	2011	1-0
Murray State	2013	1-0
NC State	2018	2-4
New Hampshire	2007	1-1
New Haven	2003	1-0
North Carolina	2015	0-1
Northeastern	2007	3-0
Northern Illinois	2013	1-1
Notre Dame	2018	0-3
Ohio	2013	2-3
Penn	1999	0-1
Pittsburgh	2018	0-1
Princeton	1999	0-1
Presbyterian	2017	1-0
Rice	2018	1-0
Rhode Island	2012	4-0
Saint Peter's	2002	1-0
San Jose State	2012	0-1
Stony Brook	2007	1-0
Syracuse	2018	2-3
Temple	2016	2-1
Texas A&M	2017	1-0
Toledo	2013	1-4
Towson	2018	6-4
Troy	2010	1-1
Tulane	2018	2-0
Tulsa	2010	1-1
Utah State	2017	1-1
Vanderbilt	2007	0-2
Villanova	2007	2-3
Virginia	2016	1-0
Virginia Tech	2014	1-1
VMI	2006	3-0
West Virginia	2011	0-1
Western Michigan	2011	0-2
William & Mary	2007	3-1
Wofford	2007	1-0
Wyoming	2011	0-1
Yale	2001	0-2
Total		118-115

CLAWSON YEAR-BY-YEAR

1999 (Fordham)

Record: 0-11, 0-6 Patriot

Lehigh	L	7-49
Colgate	L	24-49
at Cornell	L	14-42
at Princeton	L	0-27
at Penn	L	18-35
Harvard	L	30-37
at Towson	L	23-25
Brown	L	18-37
at Lafayette	L	7-27
Holy Cross	L	14-37
Bucknell	L	15-45

2000 (Fordham)

Record: 3-8, 1-5 Patriot

Towson	L	13-36
Fairfield	W	34-7
at Columbia	L	26-43
at Colgate	L	6-21
at Georgetown	W	17-10
Brown	L	17-44
Yale	L	17-24
at Bucknell	L	13-27
Lafayette	W	31-28
at Lehigh	L	17-51
at Holy Cross	L	20-27

2001 (Fordham)

Record: 7-4, 5-2 Patriot

at Fairfield	W	46-14
at Colgate	L	9-21
Georgetown	W	48-13
at Brown	L	23-40
at Yale	L	27-36
Lehigh	L	21-31
Bucknell	W	17-12
at Lafayette	W	45-24
at Towson	W	28-23
Holy Cross	W	24-21
Columbia	W	41-10

2002 (Fordham)

**Record: 10-3, 6-1 Patriot
Patriot League Co-Champions**

Saint Peter's	W	43-0
Colgate	W	40-31
Columbia	L	11-13
at Fairfield	W	51-6
at Georgetown	W	41-10
Brown	W	24-17
Lafayette	W	33-26
Lehigh	L	23-26 (ot)
at Holy Cross	W	37-27
Towson	W	42-14
at Bucknell	W	34-7
at Northeastern ^	W	29-24
at Villanova ^	L	10-24
^ - FCS Playoffs		

2003 (Fordham)

Record: 9-3, 4-3 Patriot

C.W. Post	W	42-7
at Rhode Island	W	63-28
at Lehigh	L	16-23
Columbia	W	37-30
Bucknell	L	10-31
at Brown	W	24-21
New Haven	W	41-7
at Lafayette	W	32-30
Georgetown	W	34-10
Holy Cross	W	49-28
at Colgate	L	3-14
at Towson	W	35-22

2004 (Richmond)

Record: 3-8, 2-6 A-10

at NC State	L	0-42
at VMI	W	34-7
at Massachusetts	W	24-14
Lafayette	L	16-21
Maine	L	25-29
at Villanova	L	10-49
James Madison	L	20-26
at Hofstra	L	17-48
Towson	W	24-0
Delaware	L	14-23
at William & Mary	L	14-38

2005 (Richmond)

**Record: 9-4, 7-1 A-10
Atlantic 10 Champions**

Massachusetts	L	6-19
at Lafayette	L	0-7
at Maine	W	26-21
at Vandrebilt	L	13-37
Villanova	W	38-20
Delaware	W	20-10
Hofstra (2 OT)	W	43-37
at James Madison	W	18-15
VMI	W	38-3
at Towson	W	48-21
vs. William & Mary	W	41-7
at Hampton ^	W	38-10
Furman ^	L	20-24
^ - FCS Playoffs		

2006 (Richmond)

Record: 6-5, 3-5 A-10

at Duke	W	13-0
VMI	W	58-7
Bucknell	W	48-21
Northeastern	W	12-7
at New Hampshire	L	17-27
at Rhode Island	W	31-6
Delaware	L	24-28
James Madison	L	10-27
at Villanova	L	21-31
Towson	L	7-31
at William & Mary	W	31-14

2007 (Richmond)

**Record: 11-3, 7-1 CAA
Colonial Athletic Association Champions**

at Vanderbilt	L	17-41
at Northeastern	W	49-14
at Bucknell	W	45-14
New Hampshire	W	45-38
at Towson	L	21-23
Stony Brook	W	42-0
Rhode Island	W	38-6
at James Madison	W	17-16
Villanova	W	35-27
at Delaware	W	62-56 (5ot)
William & Mary	W	31-20
Eastern Kentucky ^	W	31-14
at Wofford ^	W	21-10
at Appalachian State ^	L	35-55
^ - FCS Playoffs		

2009 (Bowling Green)

Record: 7-6, 6-2 MAC

Troy	W	31-14
at Missouri	L	20-27
at Marshall	L	10-17
Boise State	L	14-49
Ohio	L	37-44
at Kent State	W	36-35
at Ball State	W	31-17
Central Michigan	L	10-24
at Buffalo	W	30-29
at Miami (OH)	W	35-14
Akron	W	36-20
Toledo	W	38-24
vs. Idaho ^	L	42-43
^ - Humanitarian Bowl		

2010 (Bowling Green)

Record: 2-10, 1-7 MAC

at Troy	L	27-30
at Tulsa	L	20-33
Marshall	W	44-28
at Michigan	L	21-65
Buffalo	L	26-28
at Ohio	L	25-49
at Temple	L	27-28
Kent State	L	6-30
at Central Michigan	W	17-14
Miami (OH)	L	21-24
at Toledo	L	14-33
Western Michigan	L	7-41

2011 (Bowling Green)

Record: 5-7, 3-5 MAC

at Idaho	W	32-15
Morgan State	W	58-13
Wyoming	L	27-28
at Miami	W	37-23
at West Virginia	L	10-55
at Western Michigan	L	21-45
Toledo	L	21-28
Temple	W	13-10
at Kent State	L	15-27
Northern Illinois	L	14-45
Ohio	L	28-29
at Buffalo	W	42-28

2012 (Bowling Green)

Record: 8-5, 6-2 MAC

at Florida	L	14-27
Idaho	W	21-13
at Toledo	L	15-27
at Virginia Tech	L	0-37
Rhode Island	W	48-8
at Akron	W	24-10
Miami	W	37-12
at UMass	W	24-0
Eastern Michigan	W	24-3
at Ohio	W	26-14
Kent State	L	24-31
vs. Buffalo	W	21-7
vs. San Jose State ^	L	20-29
^ - Military Bowl		

2013 (Bowling Green)

Record: 10-3, 7-1 MAC

Tulsa	W	34-7
at Kent State	W	41-22
at Indiana	L	10-42
Murray St.	W	48-7
Akron	W	31-14
UMASS	W	28-7
at Mississippi St.	L	20-21
Toledo	L	25-28
at Miami	W	45-3
Ohio	W	49-0
at E. Michigan	W	58-7
at Buffalo	W	24-7
vs. N. Illinois ^	W	47-27
^ - MAC Championship Game		

2014 (Wake Forest)

Record: 3-9, 1-7 ACC

at ULM	L	10-17
Gardner-Webb	W	23-7
at Utah State	L	24-36
Army	W	24-21
at Louisville	L	10-20
at Florida State	L	3-43
Syracuse	L	7-30
Boston College	L	17-23
Clemson	L	20-34
at NC State	L	13-42
Virginia Tech	W	6-3 (2ot)
at Duke	L	21-41

2015 (Wake Forest)

Record: 3-9, 1-7 ACC

Elon	W	41-3
at Syracuse	L	17-30
at Army	W	17-14
Indiana	L	24-31
Florida State	L	16-24
at Boston College	W	3-0
at North Carolina	L	14-50
NC State	L	17-35
Louisville	L	19-20
at Notre Dame	L	7-28
at Clemson	L	13-33
Duke	L	21-27

2016 (Wake Forest)

Record: 7-6, 3-5 ACC

Tulane	W	7-3
at Duke	W	24-14
Deleware	W	38-21
at Indiana	W	33-28
at NC State	L	16-33
Syracuse	W	28-9
at Florida State	L	6-17
Army	L	13-21
Virginia	W	27-20
at Louisville	L	12-44
Clemson	L	13-35
Boston College	L	14-17
vs. Temple ^	W	34-26
^ - Military Bowl		

2017 (Wake Forest)

Record: 8-5, 4-4 ACC

Presbyterian	W	51-7
at Boston College	W	34-10
Utah State	W	46-10
at Appalachian State	W	20-19
Florida State	L	19-26
at Clemson	L	14-28
Georgia Tech	L	24-38
Louisville	W	42-32
at Notre Dame	L	37-48
at Syracuse	W	64-43
NC State	W	30-24
Duke	L	23-31
vs. Texas A&M ^	W	55-52
^ - Belk Bowl		

2018 (Wake Forest)

Record: 7-6, 3-5 ACC

at Tulane	W	23-17 (OT)
Towson	W	51-20
Boston College	L	34-41
Notre Dame	L	27-56
Rice	W	56-24
Clemson	L	3-63
at Florida State	L	17-38
at Louisville	W	56-35
Syracuse	L	24-41
at NC State	W	27-23
Pittsburgh	L	13-34
at Duke	W	59-7
vs. Memphis ^	W	37-34
^ - Birmingham Bowl		

DEACON COACHING STAFF

Kevin HIGGINS

Associate Head Coach ■ Wide Receivers ■ Recruiting Coordinator

6th Year

West Chester ■ 1977

Kevin Higgins is in his sixth season on the Wake Forest football staff after joining head coach Dave Clawson in December 2013. Higgins, who spent nine seasons as the head coach of The Citadel, serves as the assistant head coach, recruiting coordinator and the coach of Wake Forest's wide receivers.

Wake Forest's most veteran coach, Higgins has overseen the development of a receiving corps that easily competes among the best in the ACC. His receivers contributed mightily to Wake Forest's offensive explosion of the last two seasons, setting records for points scored and total offense. In fact, Wake Forest's 58 touchdown receptions over the last two years are the most of any ACC team during that time.

Higgins mentored wide receiver Greg Dortch, who finished second in the ACC in receptions and receiving yards per game in 2018 and parlayed his early success into a contract with the New York Jets. Higgins' tutelage of redshirt freshman Sage Surratt and senior Alex Bachman helped them produce at a high level. Bachman had the best season of his career with 37 receptions, six touchdown catches and two SportsCenter Plays of the Day. Surratt was second on the team with 41 receptions and four TD catches.

Higgins was Wake Forest's nominee for the Frank Broyles Award, given annually to the top assistant coach in college football in 2018.

The Wake Forest receivers have helped the Demon Deacons go over 3,000 passing yards in back-to-back seasons for the first time in school history. And with Dortch gaining 1,078 receiving yards, coupled with Cade Carney's 1,005 rushing yards, the 2018 Deacon squad was the first since 1979 to boast a 1,000-yard receiver and a 1,000-yard rusher.

Higgins' collection of receivers in 2017 set numerous records including becoming the first group in school history to have four receivers with 40 or more catches in a season.

Among his 2017 players, Higgins worked with redshirt freshman Greg Dortch who set the school record with four touchdown catches in a game. The receivers also contributed to a school record 6,055 total offense yards in a season.

"Kevin has a wealth of football knowledge gained as a head coach and also through his experience in the NFL as a quarterbacks and wide receivers coach. He has been a great addition to our staff," said head coach Dave Clawson.

Higgins compiled a 99-83-1 record in 16 years as a head coach. He was the head coach for seven seasons at Lehigh from 1994-2000, leading the Mountain Hawks to a 56-25-1 record and three appearances in the Football Championship Subdivision playoffs.

In his final three seasons at Lehigh, Higgins posted a 34-4 record and won or shared three consecutive

Patriot League titles. He led the Mountain Hawks to undefeated regular seasons in 1998 and 2000. Higgins was named the Patriot League Coach of the Year in 1995, 1998 and 2000.

In nine seasons at The Citadel, Higgins broke or tied over 110 school records. In 2012, he led the Bulldogs to a 7-4 record and was named the Southern Conference Coach of the Year. Higgins took The Citadel to a top 10 national ranking in 2012, the first time the school had been ranked in the top 10 in 20 years. He ranks third all-time in wins at The Citadel.

A native of Emerson, N.J., Higgins began his collegiate coaching career in 1981 as an assistant at Gettysburg. After four years he became an assistant at Richmond before joining Lehigh as an assistant in 1988. After six seasons he was elevated to head coach and led Lehigh from 1994 through 2000.

In 2000, Higgins helped Lehigh record its second undefeated regular season (11-0) in three years and its third-straight league title. The team ended the season 12-1 after falling to Delaware in the quarterfinals of the Division I-AA playoffs. In 1999, Lehigh was 10-1 and earned an at-large postseason bid after being co-Patriot League champions and ranked 14th nationally. He also was named GTE Regional Coach of the Year in 1999.

The previous season, Lehigh completed its first undefeated regular season (11-0) under Higgins, and defeated third-ranked Richmond in the opening round of the playoffs before losing to Massachusetts, which went on to win the national championship.

Higgins became the quarterbacks coach for the Detroit Lions in 2001 and was responsible for the tutoring and developing of Detroit's first-round draft pick, quarterback Joey Harrington.

During his fourth season with the Lions he assumed the position of wide receivers coach and was responsible for the development of one of the most exciting trios of wideouts in the NFL: Az-Zahir Hakim, Charles Rogers and Roy Williams. Higgins coached Williams to the Lions' single season records for a rookie in receptions (54), receiving yards (817) and touchdowns (8) before joining The Citadel.

Clawson and Higgins were both assistant coaches at Lehigh in 1993. When Higgins was promoted to head coach for the 1994 season, he elevated Clawson to offensive coordinator from running backs coach.

A 1977 graduate of West Chester, Higgins earned a bachelor's degree in health and physical education while playing free safety and being named the team's most valuable defensive back his senior season. He went on to receive his master's degree in physical education from East Stroudsburg in 1981.

Higgins and his wife, Kay, have three children: son Tim (wife Sarah), and daughters Meaghan (husband Jason Helms) and Katie Rose.



THE KEVIN HIGGINS FILE

BORN

- December 1, 1955 in Manhattan, N.Y.

FAMILY

- Wife — Kay
- Children — Tim, Meaghan, Katie Rose

EDUCATION

- West Chester University — 1977
B.S. in Health & Physical Education
- East Stroudsburg University — 1981
Master's in Physical Education

PLAYING HISTORY

- West Chester University — 1973-76
Free safety; named most valuable DB as a senior

COACHING HISTORY

- Emerson HS (N.J.) — 1977-78
- North Warren Regional HS (N.J.) — 1979-80
- Gettysburg College — 1981-84
- University of Richmond — 1985-87
- Lehigh University — 1988-2000
Head Coach — 1994-2000
- Detroit Lions (NFL) — 2001-04
- The Citadel (Head Coach) — 2005-13
- Wake Forest University — 2014-present




DEACON COACHING STAFF

Dave COHEN

Assistant Head Coach - Defense ■ Defensive Line

6th Year

C.W. Post ■ 1988



Dave Cohen, the former head coach at Hofstra University, is in his sixth season as Wake Forest's defensive line coach. During the off-season he assumed greater responsibilities by being promoted to Assistant Head Coach for Defense.

Cohen's experience helped Wake Forest's front four become one of the top units in the ACC. His tutelage of Willie Yarbary last season helped the defensive tackle earn a contract with the Toronto Argonauts of the Canadian Football League in 2019. Cohen also mentored Carlos Basham, Jr. (who tied with Yarbary for the team lead with 11 tackles for loss) and defensive end Chris Calhoun (who spent time with the Arizona Cardinals in 2019).

In 2017, defensive end Duke Ejiolor was a second team All-ACC selection and was picked in the sixth round of the NFL Draft by the Houston Texans. In 2014, Josh Banks earned honorable mention All-ACC honors while Tylor Harris was named second team All-ACC. Both players wound up in NFL training camps following their college careers. In 2016, Cohen helped Ejiolor earn third team All-ACC recognition while leading the team with 10.5 sacks. Cohen's defensive line played a key role in Wake Forest's Military Bowl win over No. 23 Temple, holding the Owls to -21 yards rushing, the fewest by a Deacon opponent since 1952.

The Demon Deacons recorded 3.15 sacks per game during the 2016 season, 11th-most in the NCAA, while the Deacs' 41 sacks on the season are the second-most in program history.

Cohen was the head coach at Hofstra for four seasons from 2006 through 2009 when the school dropped the program. In 2007, he guided the Pride to a 7-4 record, the second-most improved record in the Football Championship Subdivision that season. For his efforts, Cohen was a finalist for the Eddie Robinson Award, which is presented each year to the top FCS coach in the nation.

Cohen and Wake Forest head coach Dave Clawson first worked together in 1989 and 1990 at the University at Albany under legendary head coach Bob Ford. Cohen was in charge of the linebackers and strength and conditioning. In 1991, Cohen became the defensive line and linebackers coach at Lafayette. After three seasons with the Leopards, he joined the University of Delaware in 1994 as the defensive line and linebackers coach, spending five seasons with the Blue Hens. Cohen helped coach Delaware to three FCS playoff appearances, including a spot in the national semifinals in 1997.

In 1999, Cohen joined head coach Dave Clawson's

first-year staff at Fordham and spent three seasons as the defensive coordinator, associate head coach and linebackers coach. Following the 2001 season, Cohen returned to Delaware for four seasons and helped the Blue Hens to the FCS national championship in 2003 with a 40-0 shutout of Colgate in the title game. Delaware went 15-1 that season en route to the national title. He was named the I-AA National Defensive Coordinator of the Year by Football Monthly.

Following his four-year stint at Hofstra, Cohen became the defensive coordinator and linebackers coach at Western Michigan in 2010. In 2011, the Broncos' defense was ranked 10th in the nation in turnovers gained with 31, was sixth in red zone defense and first in the nation in fourth down defense. Three of his players earned All-Mid-American Conference honors with Drew Nowak earning All-America status.

In 2012, Cohen took over the linebacker duties at Rutgers and coached one of the top defensive units in school history. The Scarlet Knights finished fourth in the nation in scoring defense (14.2 points allowed per game), tied for ninth in turnovers gained (32) and 10th in total defense (311.6 yards per game). Linebacker Khaseem Greene earned Big East Defensive Player of the Year honors and was named an All-America after making 136 tackles and forcing six fumbles. Green was a fourth round pick of the Chicago Bears in the NFL Draft.

In 2013, Cohen coordinated a Rutgers defense that ranked third in the nation in run defense.

A native of Huntington, N.Y., Cohen was a three-time league champion, all-county and all-Long Island selection at Commack North High School. A 1988 business management graduate of Long Island University-C.W. Post, Cohen earned his master's degree in education administration from SUNY-Albany in 1990. While playing at C.W. Post, Cohen was a two-year starter at defensive tackle and earned CoSIDA Academic All-District honors as a senior.

Cohen and his wife Denise have two sons, Charlie and Brian.

THE DAVE COHEN FILE

BORN

- October 6, 1966 in Huntington, N.Y.

FAMILY

- Wife — Denise
- Sons — Charlie, Brian

EDUCATION

- Long Island University - Post Campus — 1988
B.A. in Business Management
- SUNY-Albany — 1990
Master's in Education Administration

PLAYING HISTORY

- Long Island University - Post Campus — 1985-88
Two-year starter at defensive tackle

COACHING HISTORY

- University at Albany — 1989-90
- Lafayette College — 1991-94
- University of Delaware — 1994-98
- Fordham University — 1999-2001
- University of Delaware — 2002-05
- Hofstra University — 2006-09
Head Coach
- Western Michigan University — 2010-11
- Rutgers University — 2012-13
- Wake Forest University — 2014-present



DEACON COACHING STAFF

Warren RUGGIERO

Offensive Coordinator ■ *Quarterbacks*

6th Year

Delaware ■ 1988

Warren Ruggiero begins his sixth season as Wake Forest's offensive coordinator and quarterbacks coach after previously serving in the same role under head coach Dave Clawson at Bowling Green.

Over the last two seasons, Ruggiero has presided over one of the most prolific offenses in college football. Ruggiero directs a Demon Deacon offense that has set or tied over 200 offensive records in the past two seasons. The Deacons' accomplishments over the last two years have included posting the top two total offense seasons in school history and more first downs than any other Deacon squad. Since the start of the 2017 season, Wake Forest's 58 touchdown passes exceed any other ACC team and the Deacs' 11,902 total offense yards are second only to defending national champion Clemson.

Under Ruggiero's tutelage as quarterbacks coach as well as offensive coordinator, freshman Sam Hartman and sophomore Jamie Newman combined to lead Wake Forest to a third straight bowl victory with a 37-34 win over Memphis in the Jared Birmingham Bowl. Hartman set numerous school records for passing by a freshman including the most yards in a game and the highest passing efficiency rating. Newman made his first career start in Week 10 at No. 14 NC State and showed the poise of a seasoned veteran, leading the Deacons to a game-winning touchdown pass with just 35 seconds left in the game. Newman's three touchdown passes in his first career start and his three rushing touchdowns in the Birmingham Bowl not only set school records but showcased his versatility as a signal-caller.

In 2018, Wake Forest's offense posted four 50-point scoring games and now has seven games of 50 or more points over the last two seasons, more than any other team in the ACC. Wake Forest's six games of 500 or more total offense yards in 2018 also stands as a school record.

Ruggiero oversaw the development of an explosive Wake Forest offense that in 2017 set over 100 team and individual records.

The Deacons in 2017 set new standards for points scored (459) and total offense yards (6,055) in a season, while accumulating five of the top 10 offensive games in school history.

Under Ruggiero's tutelage, quarterback John Wolford earned second team All-ACC honors and led the ACC in passing efficiency while setting school records for touchdown passes (29), touchdowns responsible for (39) and passing yards (3,192) in a season. Eight of Wake Forest's 12 All-ACC selections in 2017 came from the offense.

Ruggiero has been an offensive coordinator for 27 years at six universities before Wake Forest, and has tutored quarterbacks for 27 years at the college level. His offense has finished in the top 10 in the country in either total offense or scoring offense at all six stops. Ruggiero's units have finished in the top six in the country in passing offense at the last four stops. He has coached an All-American QB at five of his last six coaching jobs.

In 2013 Ruggiero's BGSU offense finished fourth in the country in total offense (per possession), first in the nation in time of possession and first in the conference and 10th in the nation in passing efficiency behind a sophomore quarterback,

who was named the MVP of the conference championship game.

In 2009 Ruggiero's offense finished sixth in the country in passing while QB Tyler Sheehan (Houston Texans) threw for over 4,000 yards and receiver Freddie Barnes (Chicago Bears) broke the all-time NCAA record with 155 catches in one season.

Before Bowling Green, Ruggiero was the quarterback coach at Kansas State and coached Josh Freeman to a first round selection in the 2009 NFL Draft. He also mentored Collin Klein who went on to be a finalist for the Heisman Trophy.

Ruggiero spent the 2006 and 2007 seasons as the offensive coordinator at Elon University, where he rebuilt an offense that was 108th in the country prior to his arrival and within two years finished ninth in the nation in scoring offense and second nationally in passing offense. There he worked with quarterback Scott Riddle, a first team All-American and the Southern Conference's Freshman of the Year in 2007, who went on to play in the Canadian Football League.

As a true freshman Riddle broke 27 school records en route to being named College Sporting News National Freshman of the Year and leading the country in total passing yards and completions per game.

Prior to Elon, Ruggiero spent six years at Hofstra, including the final four years as offensive coordinator. His offense finished 10th in the country in scoring offense and finished third and fourth in the country in passing offense in his final two consecutive years. He mentored Anton Clarkson (NY Giants) to All-CAA honors and Rocky Butler (Saskatchewan Roughriders) to All-America status.

Butler earned First-Team All-American honors and was the runner-up for the Walter Payton Award for top I-AA player behind Brian Westbrook in 2001. That season, Butler was third in the country in total offense and second in passing efficiency.


While still at Hofstra Ruggiero recruited and coached future New Orleans Saints wide receiver Marques Colston, who was named to the NFL All-Rookie Team in 2006.

In 1999, Ruggiero coached the tight ends at William & Mary where both of his TE's went on to the NFL. Prior to that, Ruggiero was the head coach at Glensville State in West Virginia. At Glensville, he led the Pioneers to their only NCAA Division II playoff appearance ever and won the West Virginia Intercollegiate Athletic Conference title in 1997. There they finished second in the country in total offense and first nationally in passing offense.

Ruggiero was also the OC at Clarion University for three years and finished first in the country in scoring offense. He started his career as the offensive coordinator at Defiance College for five years where the team finished fourth nationally in scoring offense.

Ruggiero is a 1988 graduate of the University of Delaware, where he played quarterback and served as a graduate assistant while earning both a bachelor's and master's degree in physical education.

Ruggiero and his wife, Jennifer, have one daughter, Emma.



THE WARREN RUGGIERO FILE

BORN

- April 2, 1966 in Glen Rock, N.J.

FAMILY

- Wife — Jennifer
- Daughter — Emma

EDUCATION

- University of Delaware — 1988
B.A. in Physical Education
- University of Delaware — 1992
Master's in Physical Education

PLAYING HISTORY

- University of Delaware — 1984-87
Quarterback

COACHING HISTORY

- Defiance College — 1989-93
- Clarion University — 1994-96
- Glensville State College — 1997-98
Head Coach
- College of William & Mary — 1999
- Hofstra University — 2000-05
- Elon University — 2006-07
- Kansas State University — 2008
- Bowling Green State University — 2009-2013
- Wake Forest University — 2014-present



DEACON COACHING STAFF

Lyle HEMPHILL

Defensive Coordinator ■ Safeties

3rd Year

Ursinus ■ 2002

Lyle Hemphill is in his third season on the Demon Deacon coaching staff after joining the program in January, 2017. His work with the safeties and the overall defense earned him a promotion to defensive coordinator for the 2019 campaign.

Hemphill became the de facto defensive coordinator five games into the 2018 season. His coaching of the defensive unit was a key in the Demon Deacons' strong finish by winning three of their final four games including a victory in the Jared Birmingham Bowl. Over the final four games of the season, Wake Forest's defense held its opponents to more than nine points per game under their season scoring averages.

Hemphill's work with the safeties allowed Cameron Glenn to earn second team All-ACC honors after finishing second on the team with 98 tackles. Hemphill also was successful in converting wide receiver Chuck Wade into a starter at safety, where he finished fifth on the team with 63 tackles.

In 2017, Hemphill mentored safety Jessie Bates, III who was taken in the second round of the NFL Draft by the Cincinnati Bengals. Bates was an honorable mention All-ACC pick and finished his career third in school history with 195 interception return yards.

Hemphill joined the Wake Forest staff after six seasons at Stony Brook, including the last four as defensive coordinator.

Under Hemphill's direction, the Seawolves became one of the top defensive units in the Football Championship Subdivision (FCS). In 2015 Stony Brook led the FCS in both total defense (250.1 yards per game) and yards allowed per play (4.10). In 2016, Stony Brook was third in the nation in total defense (274.2) and a top 20 unit nationally in tackles for loss, scoring defense, rushing defense, red zone defense, pass defense, first down defense and blocked punts. He was named the FCS Defensive Coordinator

of the Year in 2015 by FootballScoop.

While directing the Stony Brook defense, Hemphill had seven student-athletes earn all-conference honors. He coached Stony Brook's all-time leaders in interceptions and sacks.

Hemphill joined the Stony Brook staff in 2011, after serving as the cornerbacks coach at Delaware in 2010. While in Newark with the Blue Hens, Hemphill coached alongside current Wake Forest linebacker coach Brad Sherrod and the pair helped the Blue Hens reach the FCS National Championship game. From 2006 through 2009, Hemphill was an assistant coach at Hofstra under head coach Dave Cohen, currently Wake Forest's defensive line coach. Hemphill worked with the secondary and also the special teams while at Hofstra.

A 2002 graduate of Ursinus College in Pennsylvania, Hemphill was a four-year letterman at strong safety.

Hemphill moved to Delaware Valley University as defensive backs coach and special teams coach from 2002-04 before joining the University of Delaware as a graduate assistant coach with the secondary in 2004 and 2005.

Hemphill and his wife, Christen, have four children, Izabella, Lyla, Georgia and Olivia.



THE LYLE HEMPHILL FILE

BORN

- January 10, 1980 in Wilmington, Delaware

FAMILY

- Wife — Christen
- Children — Izabella, Lyla, Georgia, Olivia

EDUCATION

- Ursinus College — 2002
B.S. in Politics and International Relations
- University of Delaware — 2005
Master's in Education Administration

PLAYING HISTORY

- Ursinus College — 1998-2002
Earned four letters in football at strong safety

COACHING HISTORY

- Delaware Valley College — 2002-03
- University of Delaware — 2004-05
- Hofstra University — 2006-09
- University of Delaware — 2010
- Stony Brook University — 2011-16
- Wake Forest University — 2017-present



DEACON COACHING STAFF

Wayne LINEBURG

Special Teams Coordinator ■ Tight Ends

3rd Year

Virginia ■ 1996

Wayne Lineburg joined the Demon Deacon coaching staff as tight ends coach and special teams coordinator in January, 2017.

In 2018, Lineburg's special teams units were chock full of success. Kick returner Greg Dortch earned first team All-ACC honors as the return specialist and returned a pair of punts for touchdowns. As a team, the Deacons scored on three punt returns during the season including a blocked punt return for a score. Lineburg successfully integrated freshman Nick Sciba into the kicking game as the rookie was successful on all 50 PAT attempts and connected on 19 of 22 field goal attempts. Punter Dom Maggio averaged better than 40 yards per punt in 10 contests. Graduate transfer Darren Ford kicked off in his lone season as a Deacon and had more than 50 percent of his kickoffs go for touchbacks.

Among the tight ends, Lineburg helped develop former walk-on Jack Freudenthal into a starter who is averaging a touchdown catch for every 3.4 receptions.

In his first year, Lineburg oversaw the development of tight end Cam Serigne who earned first team All-ACC honors and set the conference record for receptions, receiving yards and touchdown catches by a tight end in a career. In addition, placekicker Mike Weaver set the school season scoring record with 115 points and became the first Demon Deacon to lead the ACC in kick scoring.

Lineburg and Clawson coached together at Richmond from 2004-06 when Lineburg served as the Spiders' offensive coordinator and running backs coach. During their time together in Richmond, the Spiders set school records in total offense and touchdowns.

A 1996 graduate of Virginia, Lineburg was a four-year quarterback for the Cavaliers and played on three bowl teams.

He started his coaching career in 1996 as an assistant coach at William & Mary before returning to Virginia in 1998 as a graduate assistant coach. He rejoined William & Mary as running backs coach and recruiting coordinator in 2000 before joining Clawson's staff at Richmond in 2004.

Lineburg was named the wide receivers coach at Virginia in 2007 and moved to running backs coach in 2009. He returned to Richmond in 2010 for a four-year stint in several positions including

offensive coordinator, associate head coach and recruiting coordinator while also coaching, at different times, quarterbacks and running backs. In 2011, Lineburg served as the interim head coach at Richmond.

As the associate head coach at Richmond in 2013, Lineburg's offense helped lead the Spiders to wins over two ranked teams while producing the 24th-ranked offense in the FCS. In 2012, the Spiders ranked 20th in the nation in passing offense and 21st in scoring offense while posting an 8-3 record and earning a share of the Colonial Athletic Association title.

In 2014, he was hired at Connecticut where he served as special teams coordinator and wide receivers coach in his first season before taking over the quarterbacks the last two seasons.

Lineburg's father, Norman, was the long-time coach at Radford (Va.) High School and is a member of the Virginia High School Coaches Association Hall of Fame. Wayne was an all-district quarterback while playing high school football for his father.

Lineburg's brother Robert is the athletic director at Radford University, his brother Mark is the superintendent of schools in Halifax County, Va. and his brother Paul is the principal at Northside Middle School in Roanoke, Va. Wayne's cousin, Mike Young, is the highly successful head basketball coach at Wofford College in Spartanburg, S.C.

Lineburg and his wife Tracey have two daughters, Addyson and Alexis.



THE WAYNE LINEBURG FILE

BORN

- January 12, 1974 in Radford, Va.

FAMILY

- Wife — Tracey
- Children — Addyson, Alexis

EDUCATION

- University of Virginia — 1996
Bachelor's in Government
- William & Mary — 1999
Master's in Public Policy, Planning and Leadership in Higher Education

PLAYING HISTORY

- University of Virginia — 1991-95
Played on three bowl teams as a quarterback

COACHING HISTORY

- William & Mary — 1996-97
- University of Virginia — 1998-99
- William & Mary — 2000-03
- University of Richmond — 2004-06
- University of Virginia — 2007-09
- University of Richmond — 2010-13
- University of Connecticut — 2014-16
- Wake Forest University — 2017-present



DEACON COACHING STAFF

John HUNTER

Assistant Coach ■ Running Backs

6th Year

Bowling Green ■ 1988

John Hunter enters his sixth year on the Wake Forest football staff after coaching under head coach Dave Clawson at Bowling Green. Hunter works with Wake Forest's running backs.

The improvement in Wake Forest's rushing attack under Hunter's leadership has been astounding.

The 2018 season showed more dominance by the Wake Forest rushing attack. The Deacons were the only ACC Atlantic Division team to have two different rushers each post a 200-yard game as Cade Carney torched Duke for 223 yards after Matt Colburn, II had piled up 243 yards in a victory at Louisville. Carney became Wake Forest's first 1,000-yard rusher since 2005, as the Deacons rushed for 200 or more yards six times. In 2018, Wake Forest posted three consecutive 250-yard rushing games for the first time since 1971.

The Demon Deacons have rushed for 20 or more touchdowns in back-to-back seasons for the first time since 2003. Over the last three years, Deacon running backs have accounted for 60 rushing touchdowns after accumulating just 16 in 2014-15. And in the 2017 and 2018 seasons, the Deacons had the second-most rushing yards of any ACC Atlantic Division squad.

Hunter has overseen a revitalization of the Wake Forest rushing game in which the Demon Deacons are the only Power 5 school in the nation to see both their national rank and per game rushing yard averages increase in each of the past four seasons.

Wake Forest's team success has translated into individual accolades as Colburn earned a free agent contract with the Los Angeles Rams prior to the 2019 NFL season.

In 2017, Hunter's charges helped lead a resurgence in the Deacons' offensive fortunes. Wake Forest set school records for total offense yards and points scored in a season as well as a 4.57 yards-per-carry average. Wake Forest posted its fourth-best rushing season in history with 2,456 yards. Matt Colburn, II collected four 100-yard rushing games, including a career-best 237 in a win over Syracuse and a school bowl record 150 yards in the Belk Bowl victory over Texas A&M.

In 2016, three Demon Deacons rushed for over 500 yards marking the first time since 1971 that three different rushers cracked that mark. Cade Carney became the first freshman to score three touchdowns in a game since 2002 while Colburn posted a pair of 100-yard rushing games.

Wake Forest's rushing attack was the most improved in the nation in 2015, increasing its production by more than 150 percent.

Hunter spent eight years on the Bowling Green coaching staff working with the running backs. Retained on the staff when Clawson took over the Bowling Green program in 2009, Hunter took on additional responsibilities as recruiting coordinator. The Falcons' rushing offense ranked 39th in the nation in 2013 with 193.4 yards per game. During his time at BGSU, Hunter coached three different running backs to All-America, All-MAC and MAC Freshman of the Year honors.

Under Hunter's guidance, a number of Bowling Green running backs found success. Chris Bullock was named a Freshman All-American in 2006, while Anthon Samuel earned Freshman All-America honors in 2011.

The 2012 season was arguably Hunter's best coaching job of his career, helping the Falcons transform from a passing team to a strong rushing attack. That rushing attack finished with the most rushing yards since 2006 and had four games of over 200 yards rushing. Samuel had 998 rushing yards and 11 touchdowns, finishing two yards shy of becoming just the 10th Falcon to rush for over 1,000 yards in a single season.

In 2011, Samuel ran for 844 yards and five touchdowns, earning MAC Freshman of the Year honors. Samuel was the first running back in school history to win the award and was third in the country among freshmen running backs, averaging 93.8 yards per game.


Hunter molded Willie Geter into a third-team All-MAC performer as a senior in 2010, and helped him finish his career with 2,156 rushing yards, eighth-most in school history.

A 1988 graduate of Bowling Green, Hunter started his coaching career in the Detroit area, becoming the head coach at Pershing High in 2000. In his six seasons, Pershing posted a 40-28 record, made four appearances in the state playoffs and earned a pair of district titles.

Prior to his stint at Pershing High School, Hunter was an assistant coach at St. Martin DePorres in 1989 and from 1994-99. He was the defensive backs coach for a team which won the state championship in 1989 and was defensive coordinator from 1994-99, also winning state titles in 1995 and 1996. As a player, he also played on state title teams at DePorres in 1981 and 1982.

A four-year starter for Bowling Green at defensive end, Hunter earned All-MAC honors in 1986 and 1987 and helped the Falcons to the 1985 MAC title and a berth in the California Bowl. As a redshirt freshman, Hunter had nine tackles and three sacks in a win over archrival Toledo. He led the 1985 BGSU team with eight sacks. Hunter finished his career with 336 tackles and 44 tackles for loss. He signed as a free agent with the San Francisco 49ers following his senior season.

A native of Detroit, he and his wife, Amara, have a son, John, who plays football at Appalachian State, and a daughter, Justiss.



THE JOHN HUNTER FILE

BORN

- July 18, 1965 in Detroit, Mich.

FAMILY

- Wife — Amara
- Children — John, Justiss

EDUCATION

- Bowling Green State University — 1988 Bachelor's in Radio-TV-Film

PLAYING HISTORY

- Bowling Green State University — 1984-87 All-MAC in 1986 & 1987; team won 1985 MAC title

COACHING HISTORY

- St. Martin de Porres (Ohio) — 1989, 1994-99
- Pershing High School (Mich.) — 2000-05
- Bowling Green State University — 2006-13
- Wake Forest University — 2014-present



DEACON COACHING STAFF

Nick TABACCA

Assistant Coach ■ Offensive Line

6th Year

Ball State ■ 2004

Nick Tabacca is in his sixth season on the Wake Forest football staff. Tabacca, who joined the staff in January 2014, serves as the offensive line coach.

Tabacca's development of the offensive line has been critical to the offensive success the Demon Deacons have enjoyed over the last two seasons. Under Tabacca's guidance, the line has helped Wake Forest achieve its two most prolific offensive seasons in school history.

Phil Haynes highlighted a veteran line in 2018 as he earned second team All-ACC honors and was a fourth round draft pick of the Seattle Seahawks. Center Ryan Anderson earned honorable mention All-ACC accolades and a free agent contract with the Miami Dolphins.

The 2018 Deacon team finished fourth in the ACC in rushing, its best finish since 2007. The offensive line paved the way for Cade Carney to become Wake Forest's first 1,000-yard rusher since 2005 and allowed Matt Colburn, II to earn a contract with the Los Angeles Rams.

In 2017, Tabacca's offensive line helped the Deacon offense set school records for total offense and points scored. The offensive line finished third in the ACC in fewest sacks allowed and cut sacks allowed by 49 percent. It also allowed Wake Forest to post the fourth-highest season rushing total in school history while setting a new record for yards per carry.

The last two seasons have seen the line open the door for the Deacon rushers who have posted two of the top three yards per carry averages in school history including a 4.57 average in 2017.

Under Tabacca's tutelage, center Ryan Anderson earned second team All-ACC honors and was listed on the Rimington Award Watch List in both 2017 and 2018. Guard Phil Haynes and tackle Justin Herron, both three-year starters, earned third team All-ACC recognition following the 2017 season.

From 2012-13, Tabacca was the offensive line coach and run game coordinator at Ball State University. During the 2013 season, the Cardinals ranked among the nation's top 20 teams in total offense, passing offense, passing efficiency and scoring offense, while finishing ninth in red zone offense.

While at Ball State, Tabacca coached Jordan

Hansel to All-Mid-American Conference first team honors and Jacob Richard to All-MAC third team honors in 2013 and Austin Holtz to All-MAC first team honors in 2012, while Jordan Hansel and Cameron Lowry received third-team honors.

The Cardinals success during Tabacca's tenure included playing in the Beef 'O' Brady's St. Petersburg Bowl in 2012 and the GoDaddy Bowl in 2013. Tabacca was promoted to run game coordinator prior to the 2013 GoDaddy Bowl game against Arkansas State.

In 2012, Tabacca was named one of the finalists for the Football Scoop Offensive Line Coach of the Year. His 2012 offensive line led the nation in fewest tackles for loss allowed and ranked 15th in sacks allowed. In 2013, his unit was eighth in TFLs allowed and 17th in sacks allowed.

Tabacca is a 2004 graduate of Ball State and a four-year letterman for the Cardinals on the offensive line. He started 33 games in his final three seasons and was a two-time Academic All-Mid-American Conference selection, while also serving as team captain as a senior.

He started his coaching career as a graduate assistant coach at Ball State in 2005 and 2006 before moving to Defiance College as the line coach, run game coordinator and strength and conditioning coach in 2007. He added offensive coordinator responsibilities for the 2008 and 2009 seasons.

Tabacca moved to Butler in 2010 as the offensive line coach and became the co-offensive coordinator in 2011 before returning to Ball State in 2012.

A native of Columbus, Ohio, Tabacca is a graduate of Hilliard Davidson High School. He and wife Alyssa have five children -- Sophia, Lucas, Lily, Grace and William.



THE NICK TABACCA FILE

BORN

- October 31, 1981 in Columbus, Ohio

FAMILY

- Wife — Alyssa
- Children — Sophia, Lucas, Lily, Grace, William

EDUCATION

- Ball State University — 2004
B.S. in History
- Ball State University — 2006
Master's of Business Administration

PLAYING HISTORY

- Ball State University — 2000-04
Three-year starter on offensive line

COACHING HISTORY

- Ball State University — 2005-06
- Defiance College — 2007-09
- Butler University — 2010-11
- Ball State University — 2012-13
- Wake Forest University — 2014-present



DEACON COACHING STAFF

Brad SHERROD

Assistant Coach ■ Outside Linebackers

*3rd Year
Duke ■ 1993*

Brad Sherrod begins his third season on the Wake Forest coaching staff as the Demon Deacons seek to continue their streak of three consecutive bowl victories. Sherrod joined the staff in February, 2017 as the Deacons would go on to win the 2017 Belk Bowl with a victory over Texas A&M.

Sherrod coached the linebackers in each of the last two years and will focus on outside linebackers in 2019.

In 2018, Sherrod mentored linebacker Justin Strnad who led the Demon Deacons with 105 tackles and earned honorable mention All-ACC honors.

In 2017, Sherrod was part of a unit that set the school record for tackles for loss in a season. In addition, the Deacon defense recorded 17 tackles for loss against Florida State, the most in the nation by a Power 5 team during the 2017 season.

Sherrod came to Wake Forest after serving as the defensive coordinator and linebackers coach at Sam Houston State in 2016. His career has landed him on coaching staffs at Massachusetts, East Tennessee State, Elon, Western Carolina and Delaware along with his alma mater, Duke.

Sherrod is one of four Demon Deacon defensive coaches who have experience as a defensive coordinator.

Sherrod helped the Bearkats post a 12-1 record in 2016 and reach No. 1 in the Football Championship Subdivision final regular season poll. Sam Houston State lost to eventual national champion James Madison in the quarterfinal round of the FCS playoffs.

A member of the Sam Houston State coaching staff from 2014-16, the Bearkats went 34-10 over the last three years and gain three Football Championship Subdivision playoff berths. Sam Houston won a Southland Conference title and defeated nine top-25 opponents while earning a pair of top four national finishes.

Sherrod joined the Sam Houston staff under head coach K.C. Keeler following a successful stint as defensive coordinator at Elon in 2013.

Sherrod was an assistant to Keeler for three years at the University of Delaware. While at Delaware, Sherrod coached current Detroit Lion Paul WorriLOW, who was named first team All-CAA. In his first year with the Blue Hens in 2010, the program went 12-3 and advanced to the FCS title game. That year the Delaware defense led the nation in scoring defense (12.1 points per game) and was fifth in total defense (280.7 yards per game). That same year, Sherrod was a member of Delaware's defensive staff that included current Wake Forest

assistant coach Lyle Hemphill.

Sherrod spent the 2008 and 2009 seasons at Western Carolina University, where he coached running backs and linebackers. He spent 11 seasons on the staff of his alma mater, Duke University, where he tutored the linebackers for nine years from 1997 to 2005, tight ends in 2006 and running backs in his final two campaigns. He coached three Duke players currently among the school's career leading tacklers.

Sherrod's coaching career began in 1995 at the University of Massachusetts where he served as a defensive tackle graduate assistant before heading to East Tennessee State University as linebackers coach in 1996. He helped lead ETSU to a No. 8 national ranking, a 10-3 record and the NCAA FCS playoffs second round.

He served two internships in the National Football League, spending the summer of 1998 with the Dallas Cowboys and the 2000 preseason with the Tampa Bay Buccaneers. Sherrod is a 2007 graduate of the NCAA Expert Coaches Academy.

A 1993 graduate of Duke, Sherrod was a team captain who earned second team All-ACC honors as a senior in 1993, when he led the Blue Devils and ranked fifth in the ACC with 113 total tackles. A native of Monroe, N.C., Sherrod had 279 career stops during his Blue Devil career from 1989-93.

As a prep, Sherrod was a two-time all-state and honorable mention All-America pick at Monroe, N.C. High School.

Sherrod and his wife, Monique, have a son, Elijah, and a daughter, Angelena.



THE BRAD SHERROD FILE

BORN

- November 6, 1969

FAMILY

- Wife — Monique
- Children — Elijah, Angelena

EDUCATION

- Duke University — 1993
Bachelor's in History

PLAYING HISTORY

- Duke University — 1989-93
Team captain and second team All-ACC as a senior

COACHING HISTORY

- University of Massachusetts — 1995
- East Tennessee State University — 1996
- Duke University — 1997-07
- Western Carolina University — 2008-09
- University of Delaware — 2010-12
- Elon University — 2013
- Sam Houston State University — 2014-16
- Wake Forest University — 2017-present



DEACON COACHING STAFF

Ryan CRAWFORD

Assistant Coach ■ Cornerbacks

2nd Year

Davidson ■ 2001

Ryan Crawford will start his second season as Wake Forest’s cornerbacks coach in 2019. He joined the staff in February 2018 after serving as an assistant coach at Harvard for six seasons.

In his first year with the Demon Deacons, Crawford worked with cornerbacks Essang Bassey, who finished third in the ACC in passes defended, and Amari Henderson, who was seventh. Bassey was a second team All-ACC pick in 2018.

Prior to joining Wake Forest, Crawford served as an assistant coach at Harvard for six seasons where he worked with the secondary. He was also the special teams coordinator for the duration of his time with the Crimson.

A 2001 graduate of Davidson College with a degree in biology, Crawford was an Associated Press first team All-America selection when he led the nation with eight interceptions. In 2000, he was named the I-AA Mid-Major Defensive Back of the Year, as well as the I-AA Independent Defensive MVP. Crawford was Davidson’s Special Teams Player of the Year as well as the school’s Male Athlete of the Year in 2000. He was inducted into Davidson’s Hall of Fame in 2012.


Following his graduation, Crawford played professionally with the Indiana Firebirds of the Arena Football League and was on the preseason camp roster of the Montreal Alouettes of the Canadian Football League in 2007.

In addition, he worked as a stuntman and featured extra in the movie “Radio” starring Cuba Gooding, Jr.

Crawford spent the 2003 and 2004 seasons coaching at Davidson where he worked with the quarterbacks in 2003 and the defensive backs in 2004. He moved on to Bucknell for three seasons as cornerbacks coach, where he helped the Bison lead the Patriot League with 14 interceptions in 2007.

He spent four seasons at Rhode Island, and served as the defensive coordinator in 2011 before joining Harvard prior to the 2012 season.

Ryan and his wife Carrie are the parents of Dylan and Bryson.



THE RYAN CRAWFORD FILE

BORN

- January, 1979 in Hickory, North Carolina

FAMILY

- Wife — Carrie
- Children — Dylan, Bryson

EDUCATION

- Davidson College — 2001
B.S. in Biology

PLAYING HISTORY

- Davidson College — 1997-2001
Associated Press first team All-America
I-AA Mid-Major Defensive Back of the Year
I-AA Independent Defensive MVP

COACHING HISTORY

- Davidson College — 2003-04
- Bucknell University — 2005-07
- University of Rhode Island — 2008-11
- Harvard University — 2012-17
- Wake Forest University — 2018-present



DEACON COACHING STAFF

Tyler SANTUCCI

Assistant Coach ■ Inside Linebackers

1st Year

Stony Brook ■ 2010

Tyler Santucci returned to Wake Forest, joining the coaching staff late in the 2018 season. He was on-hand for Wake Forest's 37-34 victory over Memphis in the Jared Birmingham Bowl. Santucci will coach the inside linebackers in 2019.

Santucci joined the Wake Forest staff after spending the 2018 season at Texas A&M and the 2017 season at Notre Dame. At both stops, Santucci worked with defensive coordinator Mike Elko, a former Wake Forest defensive coordinator.

Santucci was a graduate assistant coach at Wake Forest in 2014 and 2015 when he worked with the linebackers.

"We are very excited to get Tyler back to Wake Forest," said Clawson. "He was very instrumental to our defensive success when he was here. Tyler has worked previously with both Coach (Lyle) Hemphill and Coach (Dave) Cohen and has both played and coached within our defensive system. Tyler's time with Mike Elko at Texas A&M and Notre Dame has been helpful in his development as a coach."

Before his stints at Notre Dame and Texas A&M, Santucci served as the linebackers coach at Texas State in San Marcos, Texas.

Santucci initially came to Wake Forest in 2014 after spending the previous four seasons coaching at his alma mater, Stony Brook, where he worked with Hemphill, now Wake Forest's defensive coordinator. Santucci was a defensive assistant and focused specifically on the defensive line in 2013. He also spent time with the Seawolves' safeties.

Under Santucci's guidance, the Stony Brook defensive line helped the Seawolves rank in the top third of the Colonial Athletic Association in rushing defense, allowing only 130 yards per game on the ground. Santucci also assisted with the defensive play-calling.

In his first two seasons at Stony Brook, Santucci worked as a graduate assistant with the defensive line. His leadership helped Ryan Haber and Roosevelt Kirk earn All-Big South honors.

As a player for the Seawolves, Santucci became the first Stony Brook to earn All-American honors after being named a second team selection by the Associated Press following a senior season in which he led the defense with 93 tackles and 14 tackles for loss. The 2009 Big South Defensive Player of the Year, Santucci finished his career with 284 tackles, fourth all-time in school history. His 145 solo tackles are tied for the most in SBU history. In December 2013, Santucci was one of four linebackers named to the Big South's All-Decade Team.

Santucci earned a sociology degree from Stony Brook in the spring of 2010. He and his wife, Arielle, were married in 2019.



THE TYLER SANTUCCI FILE

BORN

- May 29, 1988 in New Kensington, Pennsylvania

FAMILY

- Wife — Arielle

EDUCATION

- Stony Brook — 2010
B.A. in Sociology

PLAYING HISTORY

- Stony Brook — 2006-2009
Second Team All-American
2009 Big South Player of the Year
Big South All-Decade Team

COACHING HISTORY

- Stony Brook University — 2010-13
- Wake Forest University — 2014-15
- Texas State University — 2016
- Notre Dame — 2017
- Texas A&M — 2018
- Wake Forest — 2019-present



DEACON FOOTBALL SUPPORT STAFF

Chad BARI

Assistant Director, Sports Performance
6th Year ■ Youngstown State, 2012



Chad Bari is in his sixth season as an Assistant Director of Sports Performance at Wake Forest. He works with the football team designing and implementing the strength and conditioning program.

Bari is a 2012 graduate of Youngstown State University with a bachelor's degree in Exercise Science and Human Performance. He finished his degree with an internship at Bowling Green, working in the strength and conditioning department. He was then hired full time as an assistant strength and conditioning coach in May of 2012.


At Bowling Green, Bari assisted with the strength program for football. He also headed the strength and conditioning programs for baseball, softball, men's and women's soccer, swimming, tennis, track & field and men's golf.

Prior to his time at Bowling Green, Bari was a trainer at Jump Stretch Inc. in Youngstown, Ohio. Bari is also a certified strength and conditioning specialist.

Chad and his wife, Rachael, reside in Winston-Salem.

Ben BAKER

Assistant Director, Football Operations/Director of Creative Video
4th Year ■ Central Michigan, 2013



Ben Baker joined the Wake Forest football staff in 2016 as an intern and returned in 2017 as a video operations assistant before being promoted to Assistant Director, Football Operations and Director of Creative Video prior to the start of the 2019 season.

Baker is a 2013 graduate of Central Michigan University with a degree in sport management. He earned his master's in health and human performance at Northwestern State in Natchitoches, Louisiana.

Baker's responsibilities include creating and editing weekly highlight videos and producing footage from practice and games. He assists the recruiting area with the creation and implementation of video graphics. While at Northwestern State, Baker was a gameday operations supervisor for one year and led the football video production operations

Alex BAYER

Special Teams Analyst
1st Year ■ Bowling Green, 2013



Alex Bayer was named to the Wake Forest staff in 2019 as the special teams analyst.

Bayer joined the Demon Deacons after two seasons as an offensive graduate assistant at Otterbein University in Westerville, Ohio where he worked with the tight ends. While coaching at Otterbein, he earned his Master's in teaching in April, 2019.

Prior to his stint at Otterbein, Bayer spent two years in the National Football League, beginning with the St. Louis Rams in 2014-15. He was signed as a priority free agent following the NFL Draft and ultimately played in six games for St. Louis as a rookie. Bayer then spent the 2015-16 season on the practice squad for the San Diego Chargers before landing on the injured reserve list.

A former tight end at Bowling Green State University, Bayer was a two-time All-Mid-American Conference selection and finished his career with 115 receptions for 1,543 yards and 10 touchdowns. He owns the BGSU school record for career receptions by a tight end.

Bayer was a member of the Falcons' 2013 MAC Championship team playing for head coach Dave Clawson. Bayer hauled in a season-high seven catches for 124 yards in the MAC title game to help defeat No. 14 Northern Illinois. He later went on to play in the East-West Shrine game.

A native of Pickerington, Ohio, Bayer was a first team all-conference, first team all-district and honorable mention All-Ohio selection for Pickerington North High School. He graduated with six school records and was ranked among ESPN.com's Top-75 tight ends in 2009.

Bayer and his wife Molly were married in June, 2019.

Briana BREWER

Academic Counselor
2nd Year ■ Wake Forest, 2015



Briana Brewer, a 2015 graduate of Wake Forest University, is in her second year as an academic counselor for the football program.

Brewer, who graduated from Wake Forest with a degree in English and a minor in Spanish, spent the 2015 and 2016 seasons as a full-time staff member in the recruiting office. While an undergraduate, she served as the public relations and event director for Her Campus Online Magazine and was an ambassador for the Office of Admissions.

Brewer also completed internships with Capture Public Relations and Marketing and Wake Forest's Office of Personal and Career Development.

Jane CALDWELL

Senior Associate Athletic Director, Student-Athlete Services & Assistant to the Dean
21st Year ■ Wake Forest, 1982



Jane Caldwell is in her 21st year as a member of the Wake Forest athletic department. She currently serves as Senior Associate Athletic Director for Student-Athlete Services and Assistant to the Dean of the College.

In her role, Caldwell oversees the entire counseling program, which assists Deacon players with academic counseling, tutorial guidance and all study hall sessions during the year. Caldwell works directly with the men's basketball, volleyball and women's tennis teams.

Caldwell has twice been named the Wake Forest men's basketball team MVP, winning the award in 2002 and again in 2007. Caldwell boasts an impressive track record, as she has been instrumental in seeing that every senior over the past 12 seasons has received his degree in four years.

In 2010, Caldwell was asked to be a trainer in the Gatekeeper Diversity Education Program for Wake Forest employees.

Prior to joining the Wake Forest staff, Caldwell worked 15 years at US Airways, where she coached and developed airline employees in courtesy and customer service skills.

Caldwell earned her bachelor's degree from UNC Greensboro and then went on to earn a master's degree from Wake Forest in 1982.

Caldwell and her husband, Wayland, reside in Winston-Salem.

Quincy CASIMIR

Defensive Quality Control
1st Year ■ Miami, 2016



Quincy Casimir joined the Demon Deacons as a defensive quality control coach in the spring of 2019.

Casimir played at the University of Miami and at Miami Norland High School as a defensive back. He started his career at Fairmont State in 2011 before spending his final three seasons with the Hurricanes. Casimir was Norland's Scholar-Athlete of the year as a senior in 2010 and helped the Vikings to a 13-2 record and the state finals while recording 143 tackles. He blocked five kicks and returned one for a score.

A 2016 graduate of UM with a degree in sports administration, Casimir went on to earn a master's degree in sports administration in 2017. He worked with the Hurricanes under former defensive coordinator and current head coach Manny Diaz as a defensive assistant in the secondary.

DEACON FOOTBALL SUPPORT STAFF

Ben CAUTHEN

Director, Football Video Technology
6th Year ■ South Carolina, 2007



Ben Cauthen enters his sixth season as video coordinator for the Wake Forest football program.

Cauthen was recognized as the 2016-17 ACC Conference Coordinator of the Year by the Collegiate Sports Video Association.

Cauthen came to Wake Forest after three seasons as the video coordinator at Temple. In addition to his football video duties with the Owls, he also oversaw the department's conversion from standard definition to full high definition.

Prior to his time in Philadelphia, Cauthen spent three seasons as the video coordinator for The Citadel football program. He coordinated all video operations for the football team, including game exchanges, game film, practice film and motivational highlights.

The Lancaster, S.C., native was a first-team All-Area and All-Regional 4A quarterback at Lancaster High School in 2001. Cauthen is a 2007 graduate of the University of South Carolina, earning a bachelor's degree in broadcast journalism and mass communication. While in Columbia, he worked for WIS TV.

He played football at Coastal Carolina for two seasons (2002-03) before transferring to South Carolina. Cauthen received a master's degree in secondary education in August 2011 from The Citadel. Cauthen and his wife Tanya reside in Winston-Salem, with daughter Brooklyn.

Chris COULTER

Associate Director, Recruiting
4th Year ■ Florida State, 2012



Chris Coulter is in his fourth season on the Wake Forest football staff. He was elevated to Associate Director, Recruiting prior to the start of the 2019 season.

Coulter joined the Demon Deacons after two seasons at Florida State. While with the Seminoles, he assisted in tracking prospective student-athletes through film breakdown, updating recruiting databases and maintaining social media contact with potential players. In addition, he served an internship in sports marketing at Florida State.

Coulter is a 2012 graduate of Florida State University with a B.S. in Sport Management. He was a walk-on defensive back with the Seminoles until an injury ended his career.

Brian DANIELS

Director, Equipment Services
5th Year ■ Gardner-Webb, 2001



Brian Daniels is in his fifth season as Director of Equipment Services at Wake Forest.

Daniels came to Wake Forest following four years as the head equipment manager at Bowling Green, where he worked with head football coach Dave Clawson.

Daniels, who is a certified member of the AEMA, also served as the Assistant Director of Equipment Services at Colgate for three years and as an equipment manager at the University at Buffalo for one year. Daniels spent six years at his alma mater Gardner-Webb, working as a coach, equipment manager and video coordinator.

Daniels earned a Bachelor of Science in physical education from Gardner-Webb in 2001. He went on to earn a Masters of Science in sport science from Gardner-Webb in 2004.

A native of Norman Park, Georgia, Brian and wife Jill have two sons, Hayden and Cameron, and a daughter, Bailey.

Bethany DAVOLL

Assistant Athletic Director, Ticket Operations
13th Year ■ High Point, 2005



Bethany Davoll is in her 13th season with the Wake Forest Ticket Office and her sixth in charge of all ticket operations.

Davoll oversees the day-to-day operations of the Ticket Office and is responsible for the ticket management and distribution for all regular season and postseason events for several teams, including football and men's basketball. Davoll graduated from High Point University in 2005 with a B.S. in sport management and business administration. While a student, Davoll was the manager of the women's basketball team and a sports reporter for the Campus Chronicle.

Before coming to Wake Forest, Davoll was a Media Relations & Creative Services intern with the Greensboro Grasshoppers.

Originally from Braintree, Vermont, Davoll now resides in Winston-Salem.

Andrew DOWNING

Assistant Athletic Trainer
2nd Year ■ Eastern Washington, 2014



Andrew Downing joined Wake Forest in January of 2018 as an assistant athletic trainer. He works specifically with the Wake Forest men's tennis and football programs.

Prior to Wake Forest, Downing spent the 2017-18 season with the Detroit Lions as an athletic training intern. No stranger to North Carolina, Downing was a member of the Appalachian State athletic training program in 2016 as a football athletic training intern.

Downing received his bachelor's degree in athletic training from Eastern Washington University in 2014 and a master's degree in education from Northern Arizona University in 2016, where he spent two seasons as a graduate athletic trainer. Downing currently resides in Winston-Salem.

Bryant GROSS-ARMIENTO

Graduate Assistant - Defense
3rd Year ■ Wake Forest, 2017



Bryant Gross-Armiento is in his third year on staff at Wake Forest, and is in his second year as a graduate assistant, after serving as a recruiting assistant in 2017.

Gross-Armiento began his football playing career at Rutgers before transferring to Wake Forest in 2014. However, a series of injuries prevented him from getting on the field with the Deacons.

The No. 71-rated safety in the nation by ESPN.com coming out of Fort Lauderdale, Fla. American Heritage High School, Gross-Armiento helped the Patriots to a 9-2 record as a senior and a berth in the Florida Class 5A playoffs.

Gross-Armiento earned his degree from Wake Forest in May, 2017 as a communication major with a minor in economics and sociology.

Chris HANKS

Head Athletic Trainer, Football
4th Year ■ Ohio, 1989



Chris Hanks is in his fourth season as the head athletic trainer for Wake Forest football. Hanks joined the Demon Deacons following a three-year stint as the head trainer for the Chicago Bears.

Hanks is a 1989 graduate of Ohio University with a Bachelor of Science degree in physical education, with a special emphasis in athletic training and athletic administration. He earned his Master of Sports Management degree from Richmond in 1992.

Following his graduation from Ohio, Hanks accepted a graduate assistant position at the University of Richmond while also working as a trainer with the Richmond Braves (AAA). He was promoted to assistant trainer at Richmond in 1990 and served in that capacity until being promoted to head trainer in 1997. He left Richmond to become an assistant trainer with the Bears in 2000 and was promoted to head trainer in 2012.

Hanks is a member of the National Athletic Trainers Association. He and his wife Tracy are the parents of two daughters, Clare and Aerin.

Montel HARDY

Recruiting Assistant - Personnel Defense
3rd Year ■ Bradley, 2013



Montel Hardy joined the Wake Forest football staff in 2017 as a recruiting assistant. He came to Wake Forest after earning his master's in Sports Management at Northern Illinois.

Hardy brings extensive knowledge in analytics and scouting. He was a scouting assistant with Ourlads Scouting Service, where he analyzed tape on college football players from all three NCAA divisions. His master's thesis at NIU evaluated over 100 NFL quarterbacks and analyzed their statistical production and combine metrics to determine future NFL success.

A 2013 graduate of Bradley University in Peoria, Ill., Hardy majored in public relations.

DEACON FOOTBALL SUPPORT STAFF

Brandon HOURIGAN

Director, Sports Performance
6th Year ■ Plymouth State, 1995



Brandon Hourigan is in his sixth season as a Director of Sports Performance at Wake Forest. This season will be his 10th season working with head coach Dave Clawson.

Hourigan came to Wake Forest after three seasons with Clawson at Bowling Green. He was responsible for overseeing the strength and conditioning for all 18 sports at BGSU.

Hourigan brings with him a vast array of experience with multiple sports from his time at Bowling Green, Virginia, Richmond and Northeastern. In 2009-10, he served as the Head Strength and Conditioning coach at Virginia, where he worked closely with the football program.

Prior to Virginia, he was the head strength and conditioning coach for football at Richmond from 2005-08, where he also worked with head coach Dave Clawson for three seasons (2005-07). He oversaw all of the fitness duties for the Spiders, who won the 2008 NCAA Football Championship Subdivision title. Hourigan also worked with multiple other sports during his time at Richmond.

Before his appointment in Richmond, Hourigan was the assistant coordinator of speed, strength and conditioning at Northeastern University. He worked with the Huskies' football, men's and women's basketball, men's and women's hockey, volleyball, men's and women's soccer and men's and women's track and field programs.

Hourigan has also worked as an assistant strength and conditioning coach on the collegiate level at Arizona (2001) and Clemson (1998-99). He also served as a strength and conditioning intern for the Kansas City Chiefs of the NFL in 1999.

Hourigan graduated with a Bachelor of Sciences in physical education from Plymouth State University where he was a four-year letterwinner in football. At Clemson, he completed work toward a Masters of Sciences in guidance and counseling.

Hourigan and his wife, Amy, have two sons, Brandon, Jr. and Connor, as well as one daughter, Ava.

Jordan JARRY

Assistant AD - Football/Director, Football Operations
6th Year ■ Georgetown, 2005



Jordan Jarry is in his third season as an Assistant Athletic Director for Football and Director of Football Operations after three seasons as Director of Football Operations at Wake Forest. He is responsible for the day-to-day operation of the football program, as well as coordinating all team travel.

Jarry came to Wake Forest after three seasons as director of operations for the football program at UMass. Not only did he oversee the daily operation of the program, he also was the staff liaison to the university, monitored the team's budget and coordinated numerous external relations projects such as coaches clinics, women's clinics and alumni reunions. Jarry also played a key role in UMass' transition to the FBS level.

Prior to his time at UMass, Jarry spent the 2010 season as the outside linebackers coach at the Colorado School of Mines, where he also assisted in recruiting, video coordinating and strength and conditioning.

With the Ore Diggers, Jarry helped coach a defense that led CSM to the 2010 Rocky Mountain Athletic Conference Championship and a spot in the NCAA Division II Playoffs. The defensive unit led the RMAC in sacks (36) and ranked second in red-zone defense and interceptions.

Prior to CSM, the Nashua, N.H., native spent five years (2005-10) working in the Georgetown Athletics Department, where he served as an account executive for ticket sales and corporate sponsorship. He assisted the department in producing over \$8 million in revenue while also working with over 100 corporate clients including Sprint, AMTRAK, GEICO, Xerox and Coca-Cola.

Jarry was a four-year letterwinner at Georgetown as a tight end for the Hoyas from 2001-04. He was named to the 2003 and 2004 Patriot League Academic Honor Roll and was a Dean's List student earning a degree in history in 2005. He received his master's degree in sports industry management from Georgetown in 2009.

Jarry and his wife Leigh Ann, were married in July 2014 and have one son, Colton. They reside in Winston-Salem.

Chris JONES

Sports Performance Coordinator
1st Year ■ Bowling Green, 2013



Chris Jones joined Wake Forest as a sports performance coordinator in January, 2019.

Jones played defensive tackle for Wake Forest head coach Dave Clawson at Bowling Green State University from 2009-12 and was a first team All-Mid-American Conference selection in both 2011 and 2012. As a senior, Jones was third in the nation with 12.5 sacks and was the MAC Defensive Player of the Year.

A sixth-round pick of the Houston Texans in 2013, Jones wound up with the New England Patriots that fall where he recorded six sacks in 11 starts at defensive tackle. Jones started 11 games in 2014 and earned AFC Special Teams Player of the Week recognition in Week 7 as he blocked a field goal attempt against the Jets to secure a Patriots victory. The Patriots won Super Bowl XLIX in February 2015 with a 28-24 win over the Seattle Seahawks. After missing the 2015 season with an injury, Jones returned to the NFL and spent the 2016 season with the Miami Dolphins and San Francisco 49ers.

Jones is a certified strength and conditioning coach, having earned that certification through the National Strength and Conditioning Association.

Jones and his wife Angela were married on the 50-yard-line at Gillette Stadium. They are the parents of two boys, Maverick and Cavanaugh.

Greg JONES

Director of Player Personnel/Recruiting
4th Year ■ Bucknell, 2010



Greg Jones enters his second season as the director of recruiting after spending the previous two seasons as a defensive graduate assistant. Jones also serves as an offensive analyst for the Deacs.

Jones joined the Demon Deacon staff after working the previous three seasons at Cornell. With the Big Red, Jones was the secondary coach and added duties as the director of recruiting prior to the 2015 season. He helped tutor 2014 Ivy League Rookie of the Year Nick Gesualdi who set the school record for interceptions as a freshman.

Jones spent the 2012 season as the defensive coordinator and secondary coach at Kenyon College in Gambier, Ohio, where he helped the team post a six-game improvement over the previous two seasons.

Jones started his coaching career in 2010 as the linebackers coach at Wilkes University in Wilkes-Barre, Pa. before moving to the University of Rhode Island in 2011, where he worked with all special teams units and focused his recruiting on the Midwest and West Coast.


A two-year captain at Bucknell, Jones collected 257 career tackles and was named team MVP in 2009, while also earning first team All-Patriot League honors. He was honored as the team's outstanding linebacker in 2008 and 2009 and as the club's most inspirational player in 2009.

Jones is a magna cum laude graduate of Bucknell with a degree in history. He was recognized as an FCS Athletic Directors Association Academic All-Star as a senior.

Greg and his wife Jordan reside in Winston-Salem.

Russ KIESELHORST

Recruiting Assistant - Personnel Offense
1st Year ■ Wisconsin-Parkside, 2014



Russ Kieselhorst was named to the Wake Forest staff in June, 2019 as a recruiting assistant-offensive personnel.

Kieselhorst joined the Demon Deacons after five seasons at Marshall. He began in 2014 as a recruiting intern before being promoted to the Director of High School Relations in 2015. In 2017, Kieselhorst added the title of Director of Player Personnel.

Kieselhorst oversaw all aspects of the recruiting office and assisted the Herd recruit some of the top C-USA recruiting classes, win a conference championship and post four bowl victories over his five years.

Kieselhorst is a 2014 graduate of Wisconsin-Parkside with a B.S. in sport management. He is a native of Manitowoc, Wis.

DEACON FOOTBALL SUPPORT STAFF

Will MATZKE

Assistant Director, Equipment Services
3rd Year ■ Coastal Carolina, 2014



Matzke joined the Wake Forest equipment staff in 2017 and was a part of the Deacons' Belk Bowl win over Texas A&M. A graduate of Coastal Carolina University, Matzke earned a degree in recreation and sport management. He is certified by the Athletic Equipment Managers Association.

Matzke joined the Wake Forest staff after working as the head equipment manager at Eastern Kentucky University. In that role, he managed all equipment, apparel and inventory for the football program while also managing a 10-member student equipment staff. Matzke has served as an assistant equipment manager at Furman University in Greenville, S.C. and as an intern on the equipment staff at the University of Michigan.

C.J. MCGORISK

Graduate Assistant - Defense
1st Year ■ Michigan, 2016



C.J. McGorisk joined the Wake Forest football staff as a defensive graduate assistant prior to spring practice in 2019.

Previously, McGorisk was at Fresno State as the defensive line graduate assistant in 2017 and 2018, where he worked alongside defensive line coach Jamar Cain. The Bulldogs defense was ranked in the top-20 in the nation in overall defense in both seasons, while also ranked in the top-10 in the nation in scoring defense.

During his time in Fresno, he was part of one of the biggest turnarounds in college football history. Head coach Jeff Tedford and his staff successfully changed the Bulldog culture and experienced back to back seasons of 10 or more wins, following a 1-11 season in 2016. The Bulldogs went 22-6, winning a conference championship and two bowl games.

A 2016 graduate from the University of Michigan with a degree in movement science, McGorisk held numerous positions with the Wolverines including serving as a defensive student assistant, strength and conditioning intern and student equipment manager.

Trevor MENDELSON

Graduate Assistant - Offense
2nd Year ■ Marshall, 2015



Mendelson joined the Demon Deacons in 2018 as a graduate assistant coach working with the offense.

A 2013 graduate of Marshall, Mendelson was an offensive lineman for the Thundering Herd from 2010-12. As a senior, he started 12 games and helped Marshall to the Conference USA championship and a win in the Boca Raton Bowl. A three-year letterman, Mendelson was named to the Conference USA All-Academic team and was Marshall's Scholar-Athlete of the Year in 2014.

Mendelson would stay in Huntington to serve as a graduate assistant coach from 2015-16 before joining the coaching staff at Glenville State in West Virginia, where he served as offensive line coach and run game coordinator.

A native of Dublin, Ohio, Mendelson graduated from Marshall in 2013 with a bachelor of science degree in finance and economics and earned his Master of Business Administration from Marshall in 2015.

Brendan NAVE

Sports Performance Assistant
3rd Year ■ Penn State, 2014



Brendan Nave joined the Demon Deacon football program in 2017, serving as an assistant strength and conditioning coach. Nave came to Wake Forest following stints at Temple and Penn State.

Nave is a 2014 graduate of Penn State with a bachelor's degree in communication arts and sciences. He was a member of the Nittany Lion men's lacrosse team while serving on the Student-Athlete Advisory Board.

He is a USAW Level I Sports Performance Coach, member of the National Strength and Conditioning Association, and a Certified Strength and Conditioning Specialist.

Kyle PERKINS

Graduate Assistant - Offense
2nd Year ■ Notre Dame College, 2016



Kyle Perkins joined the Wake Forest football staff in 2018 as a recruiting assistant before becoming a graduate assistant in 2019.

Perkins came to Wake Forest from Oberlin College in Amherst, Ohio where he coached the wide receivers in 2017. He started his coaching career at Division II Notre Dame College in South Euclid, Ohio, working as an offensive intern and wide receivers coach.

As a player at Notre Dame, Perkins was an all-conference tight end in 2015 and served as team captain. He earned his degree in public relations in 2016 from Notre Dame College.

Bonnie RAE

Assistant to the Head Coach/Administrative Coordinator
20th Year



Bonnie Rae enters her 20th year with the Demon Deacon football program, serving as the Administrative Coordinator to Head Coach Dave Clawson and the staff. Her responsibilities include the organization and management of the football office.

At the conclusion of the 2018 regular season, Rae had worked 117 consecutive Deacon home games, one ACC Championship and eight bowl games, including the Orange Bowl and the most recent Birmingham Bowl win.

Previously, as an airline employee based in Miami and New York, Rae had the opportunity to travel around the globe as a flight attendant. A native of Asheville, N.C., Rae and her family moved to North Carolina in 1996. Husband Jim, sons Rob and Ryan and daughter Melinda and son-in-law Chris all serve in law enforcement. They have three granddaughters, Skylar, Erin and Kaitlin.

Dylan STEVENS

Assistant Director, Football Video/Operations
3rd Year ■ Western Carolina, 2018



Dylan Stevens joined the Wake Forest football staff in 2017 as a football operations intern before being promoted to Assistant Director of Football Video/Operations in 2019. His duties include assisting with all football operations/video activities and producing all creative video needs for the Demon Deacons.

A 2018 graduate of Western Carolina University, Stevens earned his B.S. in sport management. As an undergraduate, he served as a video/operations assistant for the Catamounts and coordinated the filming of games and practices.

DEACON FOOTBALL SUPPORT STAFF

Alex STADLER

Offensive Analyst
1st Year • Liberty, 2011



Alex Stadler joined the Wake Forest football staff in 2019 as an offensive analyst. Stadler came to the Demon Deacons after four seasons as the offensive line coach at Virginia State University. Stadler has reunited with head coach Dave Clawson after the two coached together at Bowling Green State University in 2013.

After helping Bowling Green win the MAC championship in 2013, Stadler went on to serve as the offensive line coach at Sul Ross State in Alpine, Texas in 2014. From there, Stadler went to Virginia State University, where the team experienced unprecedented success culminating in a CIAA championship and NCAA playoff appearance in 2017. Stadler has coached 16 players to all-conference honors, including 4 All-American selections.

Stadler, from Bealeton, Va., originally attended the University of Alabama before transferring to Liberty University, where he was a three-year starter and a three-time all-conference selection. He was named captain his senior year while earning a bachelor's degree in communication. He received his master's in sports administration from Liberty in 2013. Stadler began his coaching career at Liberty in 2011 as a graduate assistant, then moved to the University of Richmond in 2012. Alex and his wife Heather reside in Winston-Salem.

Dan WALLACE

Assistant Director, Athletic Communications
4th Year • Iowa, 2013




Dan Wallace enters his fourth year as a member of the Wake Forest Athletic Communications staff.

Wallace came to Wake Forest from Western Illinois University where he worked as a graduate assistant for Athletic Communications. Prior to joining the staff at Western Illinois, Wallace attended the University of Iowa where he worked in the athletic communications office as a student worker as a senior before interning with the office the following year.

Wallace earned a master's degree from Western Illinois in 2016 in sport management and bachelor's degrees from Iowa in 2013 in communication studies and sports studies.

Nicole WALTON

On-Campus Recruiting Coordinator
1st Year • Florida, 2017



Nicole Walton joined the Wake Forest football staff in 2019 as the on-campus recruiting coordinator.

Walton is a 2017 graduate of the University of Florida with a degree in biology. While with the Gators, she served as a student recruiting assistant for three years and assisted in all aspects of event planning, including logistics, accommodations and meals.

Walton then moved to the University of Louisville, where she was instrumental in helping the Cardinals secure the 24th-best recruiting class in the nation in 2018. She joined the Wake Forest staff after serving as a football recruiting graduate assistant at West Virginia during the 2018-19 year.

Ada WEISS

Assistant Athletic Trainer
5th Year • Wisconsin, 2013



Weiss begins her fifth year as a member of the Wake Forest Sports Medicine staff and her second full year working with football. She was the athletic trainer for the field hockey team in 2015.

Weiss came to Wake Forest from the University of Virginia, where she earned a master's degree in kinesiology-athletic training. While in Charlottesville, she worked with several Cavalier athletes who earned All-America honors.

A native of Madison, Wis., Weiss is a 2013 graduate of the University of Wisconsin, where she spent two seasons working with the Badger football team. She is a member of the National Athletic Trainers Association and lives in Winston-Salem.

Shelbie WILSON

Academic Counselor
2nd Year • Saginaw Valley State, 2014



Shelbie Wilson joined the Wake Forest Student-Athlete Services staff in 2018 and works with the Demon Deacon football program.

Wise comes to Wake Forest from Marshall University where she served as an athletics academic counselor. Prior to her time in Huntington, W.V., she was a compliance and academics assistant at the University of Detroit Mercy. While at Detroit, she assisted student-athletes with all issues related to eligibility, academics and general well-being.

A 2014 graduate of Saginaw Valley State in Michigan, Wise went on to earn her master's degree in sports administration from Wayne State in 2016. She was an intern at Eastern Michigan University for a year before joining the staff at Detroit Mercy.

Seth YOUNGBLOOD

Assistant Director, Student-Athlete Services & Academic Counselor
9th Year • NC State, 2005



Seth Youngblood is in his ninth season as an academic counselor for the football program.

Youngblood is responsible for monitoring the academic performance of Wake Forest student-athletes and helping them to fulfill their undergraduate academic requirements. He also coordinates study hall and tutors and aids in the development of time management skills for the student-athletes.

A native of Garner, N.C., Youngblood previously served on campus as an academic counselor in the Wake Forest Office of Academic Advising.

Youngblood earned a degree in psychology from NC State in 2005. He went on to earn a master's degree in counselor education from Clemson in 2008. During his time at NC State, Youngblood was an academic counselor intern for the Wolfpack football program.

Youngblood and his wife Megan reside in Winston-Salem.

Nick ZINANI

Sports Performance Coordinator
3rd Year • Long Island, 2017



Nick Zinani joined the Wake Forest sports performance staff in 2017 after spending the previous year at NC State.

A 2017 graduate of Long Island University, Zinani worked as an intern in both the sports medicine and sports performance areas in 2016-17. He focused on assisting football student-athletes in the proper form and technique in conditioning, as well as developing long-term and short-term injury rehabilitation programs.

As an undergraduate at LIU, Zinani assisted in rehab and exercise programming for the football, softball and basketball student-athletes.

UNIVERSITY ADMINISTRATION

Dr. Nathan O. HATCH

University President

15th Year

Wheaton College ■ 1968



Dr. Nathan O. Hatch became Wake Forest's 13th president on July 1, 2005.

For more than a decade, his leadership has been characterized by achievements on five fronts: 1) clarifying Wake Forest's mission and strategic plan; 2) assembling a remarkable team of leaders; 3) making significant realignments in business and medicine to better position the University; 4) undertaking bold initiatives, such as launching engineering and biomedical sciences programs in Wake Downtown, reinventing the 21st century liberal arts education with personal and career preparedness as a key focus, making standardized tests optional, and building greater community through a three-year residency requirement; 5) leading Wake Will Lead: The Campaign for Wake Forest, the largest fundraising effort in the University's history.

The strategic plan, approved by the Board of Trustees and embraced by the college community, strengthens Wake Forest's position as the nation's premier "collegiate university." This approach to education integrates an undergraduate liberal arts tradition with the vitality of a research university.

Dr. Hatch completed a master planning process to ensure the physical development of the campus is aligned with the University's strategic goals. That plan also takes on important challenges in making the campus more sustainable. Wake Forest University is in the midst of a 10-year, \$625 million construction effort that reflects the institution's commitment to offer the best residential college experience in the country. In the past two years, Wake Forest celebrated the grand openings of the Sutton Center, McCreary Field House and a new building for the health and exercise science department; completed Maya Angelou Hall, a new South Campus residence hall for first-year students; transformed historic Reynolds Gym into the Wake Forest Wellbeing Center and extensively renovated several of the 1950s residence halls surrounding Hearn Plaza.

In January 2017, the first students enrolled in new academic programs in engineering and biomedical sciences anchored Wake Forest University's undergraduate presence, referred to as Wake Downtown, in Wake Forest Innovation Quarter. Dr. Hatch's decision to literally and figuratively bring medical and liberal arts education together under one roof represents one of the most audacious efforts to reimagine undergraduate science education as we know it.

Under Dr. Hatch's leadership, the University completed two major integration projects. Wake Forest's separate undergraduate and graduate business programs have been combined into one School of Business housed in Farrell Hall. He also was instrumental in merging Wake Forest University Health Sciences and North Carolina Baptist Hospital — each with revenues of some one billion dollars — into a single entity with common management under Dr. Julie Freischlag.

With the idea that leadership starts at home, Dr. Hatch has assembled a remarkable team of academic and administrative leaders. Throughout his academic career, he has been drawn to challenges that involve people and building organizations. "A university is a very complicated organization in modern society," he notes, "and it is critical to have outstanding leaders in all spheres, from academic programs to athletics, from investments to student development."

Regarded as a national leader in rethinking the college to career experience, Wake Forest has been at the forefront of transforming the traditional, outdated concept of "career services" into a holistic, four-year approach to personal and career development.

Wake Forest University is among 100 of the nation's most respected colleges and universities who have pledged to substantially expand the number of talented low- and moderate-income students at America's undergraduate institutions with the highest graduation rates.

This growing alliance, called the American Talent Initiative, brings together a diverse set of public and private institutions united in this common goal.

In a world that is increasingly linked via technology, Dr. Hatch emphasizes the art of face-to-face connection. In implementing a three-year residency requirement, he is building greater community by ensuring there are opportunities to collaborate, engage in

conversation and solve problems together.

In one of Dr. Hatch's boldest moves to date, he publicly launched Wake Will Lead: The Campaign for Wake Forest, the largest fundraising effort in the University's history which provides student, faculty and facility support. As of July 2018, gifts from more than 70,000 generous donors moved Wake Forest closer to its \$1 billion Reynolda Campus fundraising goal.

Dr. Hatch is an active leader in American higher education and in local and community affairs. He served on the board of the American Council on Education, and chair of the Division I Board of Directors of the NCAA when the organization restructured its governance in 2014. He is a past chair of the board of directors of the National Association of Independent Colleges and Universities. On July 1, 2017, he was installed as the chair of the North Carolina Independent College and Universities. In 2014, the American Academy of Arts and Sciences elected Dr. Hatch among its newest members. He has also been very active in community development in Winston-Salem. A board member of the United Way of Forsyth County, he also served as Chairman of the 2010 United Way Campaign. In 2018, Dr. Hatch received the NACE Career Services Excellence Award and was named the Boy Scouts of America Distinguished Citizen by the Old Hickory Council.

Often described as affable, approachable and a lively conversationalist, Dr. Hatch has established a strong rapport with students; he has hosted reading groups with students at the President's House and he can occasionally be found taking a coffee break with them at Starbucks in the Z. Smith Reynolds library or having lunch in the Pit. He made an early positive impression when he arrived at his student-sponsored Inaugural Ball on the back of a motorcycle driven by the Demon Deacon.

He and his wife, Julie, a former public school teacher, have three children: Gregg, a 1997 graduate of Notre Dame, is a real estate professional in Seattle, WA; David, a 2000 Notre Dame graduate, received an MBA degree from Duke University in 2007 and works in finance in Charlotte, NC; and Beth, a 2007 graduate of Notre Dame, who earned her Master of Divinity at Duke Divinity School in Durham, N.C. in 2015. The Hatches also have eight grandchildren.

Dr. Hatch grew up in Columbia, S.C., where his father was a Presbyterian minister. A graduate of Wheaton College in Illinois, he received his master's and doctoral degrees from Washington University in St. Louis and held post-doctoral fellowships at Harvard and Johns Hopkins universities. He joined the faculty at Notre Dame in 1975. He was named provost, the university's second highest-ranking position, in 1996; a Presbyterian, he was the first Protestant to ever serve in that position at Notre Dame.

He is regularly cited as one of the most influential scholars in the study of the history of religion in America. He received national acclaim for his 1989 book, *The Democratization of American Christianity*, in which he examines how the rise of religious groups in the early 19th century helped shape American culture and foster democracy. The book was chosen in a survey of 2,000 historians and sociologists as one of the two most important books in the study of American religion. He is also the author or editor of seven other books on American history.

THE NATHAN HATCH FILE

BORN

- May 17, 1946 in Chicago, Illinois

FAMILY

- Wife — Julie
- Children — Gregg -- wife Kathy, daughters Lucy, Ellie, Julia; David -- wife Cassie, sons Charlie and Ben, daughter Edith; and Beth -- husband Jonathan, daughter Grace, son James

EDUCATION

- Wheaton College — 1968
A.B. (summa cum laude)
- Washington (Mo.) University — 1972
A.M.
- Washington (Mo.) University — 1974
Ph.D.

PROFESSIONAL EXPERIENCE

- American Society of Church History, 1981-84
Executive Council
- Johns Hopkins University, 1974-75
Postdoctoral Fellow
- Harvard University, 1977-78
Charles Warren Fellow
- University of Notre Dame, 1975-88
Assistant to Full Professor, Dept. of History
- University of Notre Dame, 1980-83
Director of Graduate Studies, History
- University of Notre Dame, 1983-88
Associate Dean, College of Arts and Letters
Director, Inst. for Scholarship in the Liberal Arts
- University of Notre Dame, 1988-89
Acting Dean, College of Arts and Letters
- University of Notre Dame, 1989-96
Vice President for Graduate Studies & Research
Professor of History
- University of Notre Dame, 1999
The Andrew V. Tackes Professor of History
- University of Notre Dame, 1996-2005
University Provost
- Wake Forest University, 2005-present
University President

AWARDS, HONORS & NOTES

- Appointed by Bill Clinton to National Council on the Humanities
- Former President of the American Society of Church History
- Inducted into the American Academy of Arts and Sciences



ATHLETIC ADMINISTRATION

John CURRIE

Athletic Director

1st Year

Wake Forest ■ 1993



John Currie was introduced as the sixth athletic director in Wake Forest University history by President Dr. Nathan O. Hatch March 4, 2019. Currie officially began his duties on May 1, succeeding his longtime mentor, Wake Forest Athletic Director Emeritus, Ron Wellman. Currie is just the third individual to have held the position since 1964 following the 28-year tenure of Dr. Gene Hooks (1964-92) and Wellman's 27-years (1992-2019).

"I am delighted to welcome John Currie and his wife, Mary Lawrence, back home to their alma mater, Wake Forest," said Dr. Hatch. "I've long followed John's career. He comes highly recommended by a long list of academic leaders, commissioners, coaches, former student-athletes and staff throughout higher education and college athletics. As a Wake Forest grad, North Carolina native and accomplished athletic director, John is the perfect fit to follow in the footsteps of his mentor, Ron Wellman."

Currie has hit the ground running in his first few months, with special emphasis on building relationships across the campus and the city of Winston-Salem. The Demon Deacons have stepped up efforts to tell the story of the accomplishments of Wake Forest student-athletes with full day media tours and fan events in Charlotte, Raleigh and New York. Grassroots outreach efforts include the "I'm a Fan" initiative to build awareness and attendance for Wake Forest's upcoming football schedule, which features Big Four rivals North Carolina, NC State and Duke, all at home in the same season for the first time since 1921.

"The success that Wake Forest experienced last year, with four top five NCAA finishes, a third straight bowl victory and finishing 36th in the nation in the Directors' Cup, will be a good springboard as we strive to continually improve. The impending opening of the Sutton Sports Performance Center and the Shah Basketball Complex will provide a great foundation for success in 2019-20."

A 26-year veteran of the ACC, Big 12 and SEC, Currie has spent his career developing inclusive leadership teams, hiring winning coaches, producing record fundraising results, constructing state of the art facilities and building lasting relationships with student-athletes, faculty, alumni and fans.

He has been honored as the Under Armour Athletic Director of the Year (2013), Bobby Dodd Athletic Director Award Recipient (2013) and a Sports Business Journal's Forty Under 40 winner (2011). Currie represented the Big 12 as a member of the NCAA Division I Administrative Cabinet from 2011-2015 and is a Life Member of the Fiesta Bowl Board of Directors. He holds an adjunct faculty position at Columbia University where he annually teaches a master's-level class in college athletics administration.

Currie's career began when Wellman, in his first year as athletic director, recruited the 1993 graduate to an internship in the Deacon Club. Currie worked six years total at Wake Forest in the 1990's, serving Deacon Club members and helping with capital fundraising projects like Bridger Field House and the Miller Center, while also launching a planned giving program.

He then spent ten years at Tennessee leading the Vols to record heights in fundraising and sales, including securing a \$50 million anonymous gift for athletics, engineering and veterinary medicine. He directed a \$36 million project renovating Thompson-Boling Arena and constructing Pratt Pavilion basketball practice facility, while helping drive the development of the historic Neyland Stadium Master Plan.

At age 38, Currie was introduced on May 18, 2009 as Kansas State's 15th director of athletics. His eight-year run

was the fourth-longest of any Wildcat athletic director and featured a combination of academic, athletic, and fundraising excellence perhaps unprecedented in K-State history. Academically, all Wildcat programs boasted successful multi-year APR scores with five teams, including football, posting the Big 12's highest mark in 2016-17.

In 2012-2013, K-State became just the fourth school in the BCS era to win league titles in football, men's basketball and baseball in the same year. The Wildcats won 11 NCAA individual titles in track and field and earned 17 NCAA Tournament berths in basketball, volleyball and baseball. Football went to seven straight bowl games and featured a 33-game streak of sold out home games.

All five of his head coaching hires in Manhattan achieved success, most notably men's basketball coach Bruce Weber, who has coached the Wildcats to two Big 12 championships, five NCAA bids, and an Elite Eight to become K-State's third all-time winningest coach while posting a 100 percent Graduation Success Rate (GSR).

During his tenure in Manhattan, Kan., Currie initiated, designed, and completed \$210 million in comprehensive facility improvements. In 2016, Kansas State's Bill Snyder Family Stadium was one of five finalists for the Sports Business Journal Facility of the Year.

Currie spearheaded the effort to secure a \$60 million cash gift in 2014, the largest private gift in K-State history with \$40 million allocated to academics and \$20 million for athletics. K-State received \$230 million in cash contributions for athletics during his tenure.

In 2017 Currie was recruited back to the University of Tennessee as vice-chancellor and director of athletics. He hired new baseball and tennis coaches, built a diverse and nationally acclaimed senior leadership team, honored UT's women's athletics heritage by restoring the Lady Vol brand

THE JOHN CURRIE FILE

BORN

- April 1, 1971; raised in Chapel Hill, N.C.

FAMILY

- Wife — Mary Lawrence
- Children — Jack, Gigi, Mary-Dell

EDUCATION

- Wake Forest University — 1993
B.A. in History
- University of Tennessee — 2003
M.S. in Sports Management

ATHLETIC ADMINISTRATION HISTORY


- Wake Forest University
Director of Athletics, 2019
Assistant Athletic Director for Development, 1998-2000
Assistant Deacon Club Director, 1994-97
- Kansas State University
Director of Athletics, 2009-17
- University of Tennessee
Director of Athletics, 2017
Executive Associate Athletic Director, 2008-09
Senior Associate Athletic Director, 2005-08
Associate Athletic Director, 2002-05
Assistant Athletic Director for Development, 2000-02

AWARDS, HONORS, AND NOTES

- Executive in Residence, Robert Morris University College of Business, 2018
- Panelist, Knight Commission on Intercollegiate Athletics, 2016
- Keynote Speaker, Paciolan PACnet Conference, 2015
- Fort Riley 1st Division Commander's Award for Public Service, 2015
- Under Armour Athletic Director of the Year, 2013
- Bobby Dodd Athletic Director Award, 2013
- A Sports Business Journal Forty under 40 winner, 2011
- Big 12 Athletic Directors Chair, 2013-14
- NCAA Division I Administrative Cabinet, 2011-15
- Fiesta Bowl Life Member Board of Directors
- Knoxville Business Journal's Top 40 leaders under 40, 2008
- Council for the Support and Advancement of Education (CASE), Chair, 2007 Athletics & Fundraising Conference
- Southeastern Conference Development Officers, President, 2004-05

and earned unanimous board approval for an initial \$180 million phase of improvements to Neyland Stadium. Following his departure from Knoxville, Currie served as a consultant at the University of Texas.

Currie's wife Mary Lawrence, holds both B.S. and M.S. degrees in accounting from Wake Forest. The couple recently celebrated 21 years of marriage and are the proud parents of three children: Jack, Gigi, Mary-Dell and a King Charles Cavalier named Charlie.



ATHLETIC ADMINISTRATION

Peter BRUBAKER

*Faculty Athletics Representative
4th Year • East Stroudsburg, 1984*



Peter Brubaker, professor of Health and Exercise Science, was named Faculty Athletics Representative of Wake Forest University in August, 2016. He was appointed to a three-year term to provide a faculty viewpoint in the administration of intercollegiate athletic programs.

As the Faculty Athletics Representative (FAR), Brubaker acts on behalf of the president and reports to him, representing athletics to faculty and faculty to athletics to ensure the appropriate balance between academics and intercollegiate athletics. Major areas of responsibility include academic oversight, student-athlete welfare, compliance and representing Wake Forest at meetings of the NCAA and ACC which mandate the position.

Brubaker, who is in his 26th year on the Wake Forest faculty, also serves as the HES department's graduate program director. He is well-regarded for his research and clinical experience in the area of exercise physiology and cardiovascular disease prevention/rehabilitation.

Brubaker is a 1984 graduate of East Stroudsburg and received his master's degree from Wake Forest in 1986 and his PhD from Temple in 1991.

ATHLETICS COMPLIANCE OFFICE

Todd HAIRSTON

*Senior Associate Athletic Director, Compliance
15th Year • Wake Forest, 1996*



Manchester Athletic Center,
Suite 211 | P.O. Box 7716
Winston-Salem, NC 27106
(336) 758-4620

Todd Hairston joined the Deacon staff in 2005 as the Assistant Director of Compliance. After one year in that role, he was promoted to Assistant Athletic Director for Compliance in 2006 and then was named Associate Athletic Director in 2008. He has served as a Senior Associate AD since 2016.

He is responsible for the interpretation and enforcement of all NCAA rules and legislation in the Wake Forest Athletic Department. He also oversees the Performance Team (sports performance, sports medicine and nutrition) and is the secondary administrator for football.

As a member of the ACC and NCAA, Wake Forest University is committed and obligated to the principle of institutional control and will maintain all aspects of its intercollegiate athletics program in full accordance with all University, ACC and NCAA rules.

The Wake Forest University Athletics Compliance Office is the entity within the Athletics Department responsible to coordinate, administer, monitor and verify the accurate and timely completion of NCAA-required procedures and to assist in maintaining institutional compliance with all NCAA, ACC and University rules, as well as to investigate any potential, and report all, violations of those rules. In addition, the Athletics Compliance Office provides educational programming and interpretive support to ensure that all individuals involved with the athletics program fully understand the University's compliance expectations.

All questions regarding NCAA rules should be directed to Hairston.

BOARD OF TRUSTEES

(July 1, 2019 - June 30, 2020)

Mrs. Diana M. Adams Bartlesville, OK	Mr. Eric W. Eubank, II Charlotte, NC	Mr. James M. O'Connell Tampa, FL
Mr. Kyle R. Adams Henrico, VA	Dr. Herman E. Eure Kernersville, NC	Mr. Gary S. Pinkus Woodside, CA
Mr. John I. Bitove, Jr. Toronto, ON, Canada	Ms. Lisbeth Clark Evans Winston-Salem, NC	Mrs. Alice Anne Walton Proietti Englewood, CO
Mr. Shelmer D. Blackburn, Jr. Purlear, NC	Mr. Curtis C. Farmer Dallas, TX	Reverend Prince Raney Rivers Durham, NC
Ms. Jeanne Whitman Bobbitt Dallas, TX	Ms. Helen Hough Feinberg St. Pete Beach, FL	Mr. Gerald F. Roach Raleigh, NC
Dr. Donna A. Boswell Winston-Salem, NC	Mr. Richard Alan Fox Houston, TX	Mr. Jorge Rodriguez Nyon, Switzerland
Mr. Peter C. Brockway Boca Raton, FL	Dr. Nathan O. Hatch Winston-Salem, NC	Mr. Harold O. Rosser Naples, FL
Mr. Thomas W. Bunn Kiawah Island, SC	Mr. Frank B. Holding Jr. Raleigh, NC	Mr. Michael J. Selverian, Sr. St. Davids, PA
Ms. Jocelyn Burton Oakland, CA	Lawrence D. Hopkins, M.D. Advance, NC	Mrs. Janice K. Story Park City, UT
Mr. Peter M. Carlson Charlotte, NC	Mrs. Alice Kirby Horton Durham, NC	Mr. Ben C. Sutton, Jr. Winston-Salem, NC
Ms. Lindsay N. Chambers Los Angeles, CA	Mr. Matthew A. King Brentwood, TN	Dr. Lloyd P. Tate, Jr. Southern Pines, NC
Mr. Matthew S. Crawford Austin, TX	Mrs. Deborah D. Lambert Pinehurst, NC	Mrs. Shannan Spence Townsend Charlotte, NC
Mr. Jermyn M. Davis Chapel Hill, NC	Mr. John R. Lowden Greenwich, CT	Mr. John M. Vann Bristol, TN
Mr. James E. Dixon Manhasset, NY	Mr. Michael F. Mahoney Barrington, RI	Mr. Eric C. Wiseman Greensboro, NC
Hon. Donna F. Edwards Oxon Hill, MD	Mr. James J. Marino Johns Island, SC	Mrs. Katherine B. Wright Rancho Santa Fe, CA
Mrs. Cantey M. Ergen Littleton, CO	Mrs. Jane McGraw Short Hills, NJ	

LIFE TRUSTEES

Mr. Jerry H. Baker Macon, NC	Mr. Albert R. Hunt Washington, DC	Mrs. Deborah K. Rubin Winston-Salem, NC
James L. Becton, M.D. Augusta, GA	Ambassador Jeanette W. Hyde Raleigh, NC	Mr. Andrew J. Schindler Winston-Salem, NC
Ms. Ranlet S. Bell Hobe Sound, FL	Mr. James W. Johnston Jensen Beach, FL	Mrs. Adelaide A. Sink Thonotosassa, FL
Mr. W. Louis Bisette, Jr. Asheville, NC	Mr. Donald D. Leonard Myrtle Beach, SC	Dr. K. Wayne Smith Newton, NC
Mrs. Louise Broyhill Winston-Salem, NC	Mrs. Dee Hughes LeRoy Winston-Salem, NC	Kyle A. Young, M.D. Greensboro, NC
Mrs. Janice W. Calloway Dallas, TX	Mr. William L. Marks New Orleans, LA	
Mr. Ronald E. Deal Hickory, NC	Mr. Theodore R. Meredith Vero Beach, FL	
Mr. A. Doyle Early, Jr. High Point, NC	Mr. Russell W. Meyer, Jr. Wichita, KS	
Mr. Victor I. Flow, Jr. Winston-Salem, NC	Mr. L. Glenn Orr, Jr. Winston-Salem, NC	
Mr. Murray C. Greason, Jr. Winston-Salem, NC	Mrs. Celeste M. Pittman Rocky Mount, NC	
Mr. William B. Greene, Jr. Boones Creek, TN	Mrs. Frances P. Pugh Raleigh, NC	
Mr. Harvey R. Holding Ponte Vedra Beach, FL	Rev. Michael G. Queen Wilmington, NC	

FACILITY INFORMATION



McCREARY FIELD HOUSE

McCreary Field House, the new indoor practice facility for Demon Deacon athletics, opened in the spring of 2016. The 80,000-square foot structure features a 120-yard football field and weightlifting facilities for the Wake Forest football team.

McCreary Field House was the first phase of a planned \$58 million project that will include the Sutton Sports Performance Center. The Field House was constructed at a cost of \$21 million with Bob McCreary providing \$12.5 million as the lead gift on the project that was completely funded through private gifts.

Located behind Miller Center on Wake Forest's Reynolda campus, McCreary Field House is designed to benefit all 18 Wake Forest athletic programs. It will provide

an area for teams to train year-round regardless of the weather conditions.

McCreary graduated from Wake Forest in 1961 and played football for the Deacons. He grew up in rural Caldwell County, N.C., and regularly credits the scholarship that provided him the opportunity to receive a Wake Forest education and enabled him to succeed in business and in life.

After a brief professional football career, McCreary worked for 20 years in sales and marketing in the furniture industry before founding his own furniture company, McCreary Modern, in 1986.

McCreary Field House is roughly 200 feet by 400 feet with a peak height of 72 feet. Including site work,

the entire facility was constructed in 18 months. The playing surface is an exact replica of the surface at BB&T Field, Wake Forest's home football stadium. The surface matches BB&T's surface in terms of appearance, pitch and playing turf.

McCreary Field House features goalposts that are suspended from the ceiling and can be raised and lowered depending on the activity. Camera platforms are provided 28 feet above the playing surface to facilitate videotaping of practice activities.

The facility consists of 240,000 bricks, 543 tons of steel on the overall super structure and 95,000 square feet of standing metal seam roofing. Over 125,000 man-hours were invested in the construction of McCreary Field House.



Sutton Sports Performance Center

In the summer of 2019, Wake Forest began operating out of the new Sutton Sports Performance Center which is adjacent to the McCreary Field House.

The four-level, 87,000 square-foot facility is connected to McCreary Field House on the Reynolda Campus and include:

- More than 10,000 square feet of dedicated strength and conditioning facilities for football
- Strength and conditioning space for men's and women's soccer, track & field, men's and women's golf, field hockey and volleyball
- 17,000 square feet of office and team space for men's and women's basketball including heritage areas and team meeting rooms (3rd floor)
- 18,000 square feet of office space for football staff to include heritage areas, team meeting rooms and other team spaces (4th floor)
- Convenient access to sports science technology for evaluation and performance metrics
- More than 1,500 square feet of customized space for a nutrition area
- Enhanced sports medicine and training resources, including an expanded hydrotherapy area.

One of Wake Forest's most ardent benefactors, Ben Sutton's commitment to Wake Forest's includes nearly \$27 million in lifetime giving. In 2012, his family made the lead gift of \$5 million for the Sutton Wellness & Recreation Center, an addition to the historic W.N. Reynolds Gymnasium to support campus-wide wellbeing with 46,000 square feet of flexible space for fitness programming and a venue for both academic and social gatherings that opened earlier this year. He also established the Ben C. Sutton Scholarship in his father's name to benefit students from North Carolina.

"In my work with ISP and IMG, I have had the opportunity to visit the best athletic facilities across the country. It's incredibly exciting and rewarding to know that the completion of the Sutton Sports Performance Center will catapult Wake Forest to the top of the ACC in terms of strength, conditioning and nutrition facilities," said Sutton. "I am thrilled to support Wake Forest's commitment to providing student-athletes with the resources and spaces they need to succeed both on the field and off."

"Ever since Ben enrolled as an undergraduate 40 years ago, he has been a cheerleader for Wake Forest

and the success of our athletic programs," said then-athletic director Ron Wellman. "His vision and dedication for making a difference will have an incredible impact on the future of Wake Forest sports and our ability to prepare our student-athletes to compete at top levels. We are incredibly grateful for his foresight and commitment."

"Ben's gift to the Sutton Sports Performance Center is yet another expression of his commitment to a culture of health and wellness for the entire Wake Forest community," said President Nathan O. Hatch. "His generous support over the years has made it possible to offer exceptional resources to our students, faculty and staff. Ben is a leader in building the culture of philanthropy that has made and will continue to make a difference for current and future Demon Deacons."

2018 RESULTS & STATISTICS

2018 SEASON RESULTS (7-6, 3-5 ACC)

Date	Opponent	Score	Overall	ACC	Time	Attend
Aug. 30	at Tulane	W, 23-17 (ot)	1-0	0-0	3:40	15,478
Sept. 8	TOWSON	W, 51-20	2-0	0-0	3:13	23,619
Sept. 13	BOSTON COLLEGE *	L, 34-41	2-1	0-1	3:25	25,309
Sept. 22	*8 NOTRE DAME	L, 27-56	2-2	0-1	3:23	31,092
Sept. 29	RICE	W, 56-24	3-2	0-1	3:01	24,519
Oct. 6	*4 CLEMSON *	L, 3-63	3-3	0-2	3:20	31,608
Oct. 20	at Florida State *	L, 17-38	3-4	0-3	3:34	67,274
Oct. 27	at Louisville *	W, 56-35	4-4	1-3	3:08	49,603
Nov. 3	*19 SYRACUSE *	L, 24-41	4-5	1-4	3:30	26,136
Nov. 8	at *14 NC State *	W, 27-23	5-5	2-4	3:29	55,228
Nov. 17	PITT *	L, 13-34	5-6	2-5	3:01	25,609
Nov. 24	at Duke *	W, 59-7	6-6	3-5	3:01	20,782
Dec. 22	vs. Memphis ^	W, 37-34	7-6	3-5	3:35	25,717

Home games in **BOLD CAPS**; *ACC game; ^ Birmingham Bowl (Birmingham, Ala.)

DEFENSIVE STATISTICS

DEFENSE	GP	Solo	Ast	Total	TFL-Yds	Sacks	Int-Yds	BrUp	QBH	FR-Yds	FF	Blk	Saf
23 Justin Strnad	13	63	42	105	8.5-20	1.5-6	.	5	2	.	1	.	.
2 Cameron Glenn	12	68	30	98	6.5-22	2.5-14	.	4	.	.	2	.	.
21 Essang Bassey	13	53	21	74	2.5-10	1.0-8	1-0	15	.	1-51	.	.	.
18 Carlos Basham, Jr.	12	36	28	64	11.0-40	4.5-28	.	1	5	2-23	.	1	.
9 Chuck Wade, Jr.	13	33	30	63	2.0-3	.	1-60	2
48 Willie Yarbary	13	34	20	54	11.0-50	5.5-30	.	.	3	1-0	.	.	.
12 Luke Masterson	10	33	19	52	1.0-4	.	1-43	3	3
46 D.J. Taylor	9	21	29	50	5.0-21	1.5-11	.	3	4
34 Demetrius Kemp	11	28	20	48	2.5-5	1.0-3	1-2	1	3	1-0	2	1	.
4 Amari Henderson	10	34	13	47	0.5-0	.	.	10
37 Nasir Greer	12	25	16	41	2.0-5	.	1-20	2	.	.	1	.	.
30 Ja'Cquez Williams	12	21	18	39	3.0-9	1.0-7	.	.	1
6 Chris Calhoun	13	18	20	38	4.0-10	.	.	.	3
93 Zeek Rodney	13	13	16	29	6.5-15	1.0-4	.	1	8	.	1	.	.
90 Sulaiman Kamara	13	13	15	28	1.5-6	0.5-4	.	.	.	1-0	.	.	.
24 Ja'Sir Taylor	13	22	4	26	1.0-3	.	.	6
45 Ryan Smenda, Jr.	8	11	11	22	2.5-10	1.0-6	.	.	.	1-17	.	.	.
17 Traveon Redd	13	10	8	18	1.5-3	.	.	1
94 Manny Walker	12	9	3	12	4.0-13	2.0-11	.	.	1
35 Nate Mays	3	7	5	12
72 Tyler Williams	9	6	5	11	1.5-7	1.0-6	.	.	2
26 C. Beal-Smith	13	7	2	9
27 Tyriq Hardimon	9	9	.	9
36 Cade Carney	13	6	1	7	1-0	.	.	.
53 Dion Bergan	13	2	3	5	1.5-4
15 Jake Simpson	12	3	2	5	1.0-2	.	.	1	.	1-0	.	.	.
86 Jack Freudenthal	13	1	4	5
88 Steven Claude	13	3	2	5
29 DeAndre' Delaney	8	.	4	4
28 Zion Keith	4	3	.	3
39 Keegan Good	2	2	1	3
38 Peyton Woulard	3	2	1	3
91 Mike Allen	5	1	2	3	1.5-8	1-0	.	.	.
8 Dom Maggio	13	1	1	2
13 Malik Grate	6	2	.	2
95 Connor Hebbeler	2	.	2	2
1 Alex Bachman	12	2	.	2
20 Coby Davis	1	.	1	1
11 Darren Ford	12	1	.	1
65 Zach Tom	12	.	1	1
74 Phil Haynes	13	1	.	1
14 Sage Surratt	13	1	.	1
40 Rondell Bothroyd	4	1	.	1	1.0-6	1.0-6
82 Jaquarii Roberson	9	1	.	1
7 Scotty Washington	11	1-8
Total	13	608	400	1008	83-276	25-144	6-133	55	35	10-91	7	3	.
Opponents	13	631	424	1055	86.0-321	34-195	13-77	56	37	6-7	3	1	.

SPECIAL TEAMS TACKLES

26 Beal-Smith.....8	2 Glenn.....5	35 Mays.....3	1 Bachman.....1	39 Good.....1
36 Carney.....7	29 Delaney.....4	45 Smenda.....3	11 Ford.....1	46 D. Taylor.....1
34 Kemp.....6	88 Claude.....4	8 Maggio.....2	14 Surratt.....1	65 Tom.....1
37 Greer.....6	9 Wade.....3	17 Redd.....2	24 J. Taylor.....1	15 Simpson.....1
21 Bassey.....5	12 Masterson.....3	23 Strnad.....2	27 Hardimon.....1	
86 Fruedenthal.....5	30 Williams.....3	28 Keith.....2	38 Woulard.....1	

TEAM STATISTICS

	WF	OPP
SCORING	427	433
Points Per Game	32.8	33.3
Points Off Turnovers	75	72
FIRST DOWNS	320	290
Rushing	158	120
Passing	141	149
Penalty	21	21
RUSHING YARDAGE	2778	2503
Yards gained rushing	3112	2805
Yards lost rushing	334	302
Rushing Attempts	625	526
Average Per Rush	4.4	4.8
Average Per Game	213.7	192.5
TDs Rushing	21	31
PASSING YARDAGE	3069	3459
Comp-Att-Int	247-442-13	308-489-6
Average Per Pass	6.9	7.1
Average Per Catch	12.4	11.2
Average Per Game	236.1	266.1
TDs Passing	25	26
TOTAL OFFENSE	5847	5962
Total Plays	1067	1015
Average Per Play	5.5	5.9
Average Per Game	449.8	458.6
KICK RETURNS: #-Yards	25-506	46-1097
PUNT RETURNS: #-Yards	32-361	23-219
INT RETURNS: #-Yards	6-133	13-77
KICK RETURN AVERAGE	20.2	23.8
PUNT RETURN AVERAGE	11.3	9.5
INT RETURN AVERAGE	22.2	5.9
FUMBLES-LOST	8-6	14-10
PENALTIES-Yards	55-548	75-647
Average Per Game	42.2	49.8
PUNTS-Yards	78-3229	85-3474
Average Per Punt	41.4	40.9
Net punt average	37.8	35.0
KICKOFFS-Yards	83-5040	80-4904
Average Per Kick	60.7	61.3
Net kick average	37.6	40.3
TIME OF POSSESSION/Game	28:14	31:46
3RD-DOWN Conversions	96/229	92/218
3rd-Down Pct	42%	42%
4TH-DOWN Conversions	15/26	14/27
4th-Down Pct	58%	52%
SACKS BY-Yards	25-144	34-195
MISC YARDS	0	0
TOUCHDOWNS SCORED	53	59
FIELD GOALS-ATTEMPTS	19-22	8-11
ON-SIDE KICKS	0-0	0-0
RED-ZONE SCORES	(52-61) 85%	(37-40) 93%
RED-ZONE TOUCHDOWNS	(37-61) 61%	(32-40) 80%
PAT-ATTEMPTS	(52-52) 100%	(55-57) 96%
ATTENDANCE	187892	209365
Games/Avg Per Game	7/26842	5/41873
Neutral Site Games		1/25717

SCORE BY QTRS.

	1st	2nd	3rd	4th	OT	Total
WF	117	127	98	79	6	427
Opponents	83	134	132	84	0	433

2018 INDIVIDUAL STATISTICS

RUSHING	GP	Att	Gain	Loss	Net	Avg	TD	Long	Avg/G
Cade Carney	13	188	1031	26	1005	5.3	8	48	77.3
Matt Colburn II	11	159	793	34	759	4.8	5	74	69.0
Sam Hartman	9	107	439	164	275	2.6	2	23	30.6
Jamie Newman	6	64	305	58	247	3.9	4	27	41.2
C. Beal-Smith	13	47	252	21	231	4.9	0	52	17.8
Kendall Hinton	5	22	178	11	167	7.6	2	53	33.4
DeAndre' Delaney	8	20	78	4	74	3.7	0	12	9.2
Greg Dortch	12	5	25	5	20	4.0	0	11	1.7
Will Drawdy	2	8	11	3	8	1.0	0	4	4.0
Team	7	5	0	8	-8	-1.6	0	0	-1.1
Total	13	625	3112	334	2778	4.4	21	74	213.7
Opponents	13	526	2805	302	2503	4.8	31	70	192.5

PASSING	G	Effic	C-A	Int	Pct	Yds	TD	Lng	Avg/G
Sam Hartman	9	125.24	161-291	8	55.3	1984	16	54	220.4
Jamie Newman	6	139.48	84-141	4	59.6	1083	9	49	180.5
Kendall Hinton	4	2.10	2-8	1	25.0	2	0	2	0.5
M. Considine	2	0.00	0-2	0	0.0	0	0	0	0.0
Total	13	126.99	247-442	13	55.9	3069	25	54	236.1
Opponents	13	137.50	308-489	6	63.0	3459	26	74	266.1

RECEIVING	G	No.	Yds	Avg	TD	Long	Avg/G
Greg Dortch	12	89	1078	12.1	8	54	89.8
Sage Surratt	13	41	581	14.2	4	43	44.7
Alex Bachman	12	37	541	14.6	6	49	45.1
Scotty Washington	11	20	243	12.1	3	39	22.1
Jack Freudenthal	13	15	205	13.7	4	42	15.8
Brandon Chapman	13	12	93	7.8	0	21	7.2
Matt Colburn II	11	10	96	9.6	0	27	8.7
Jaquarii Roberson	9	7	74	10.6	0	29	8.2
Kendall Hinton	5	6	61	10.2	0	16	12.2
Steven Claude	13	4	55	13.8	0	26	4.2
Cade Carney	13	4	34	8.5	0	11	2.6
Christian Beal-Smith	13	1	6	6.0	0	6	0.5
DeAndre' Delaney	8	1	2	2.0	0	2	0.2
Total	13	247	3069	12.4	25	54	236.1
Opponents	13	308	3459	11.2	26	74	266.1

TOTAL OFFENSE	G	Plays	Rush	Pass	Total	Avg/G
Sam Hartman	9	398	275	1984	2259	251.0
Jamie Newman	6	205	247	1083	1330	221.7
Cade Carney	13	188	1005	0	1005	77.3
Matt Colburn II	11	159	759	0	759	69.0
Christian Beal-Smith	13	47	231	0	231	17.8
Kendall Hinton	5	30	167	2	169	33.8
DeAndre' Delaney	8	20	74	0	74	9.2
Greg Dortch	12	5	20	0	20	1.7
Will Drawdy	2	8	8	0	8	4.0
Team	7	5	-8	0	-8	-1.1
Total	13	1067	2778	3069	5847	449.8
Opponents	13	1015	2503	3459	5962	458.6

SCORING	TD	FGs	Kick	Rush	Rcv	Pass	DXP	Saf	Points
Nick Sciba	0	19-22	50-50	0-0	0	0-0	0	0	107
Greg Dortch	8	0-0	0-0	0-0	0	0-0	0	0	60
Cade Carney	8	0-0	0-0	0-0	0	0-0	0	0	48
Alex Bachman	6	0-0	0-0	0-0	0	0-0	0	0	36
Matt Colburn II	5	0-0	0-0	0-0	0	0-0	0	0	30
Jamie Newman	4	0-0	0-0	0-0	0	0-0	0	0	24
Jack Freudenthal	4	0-0	0-0	0-0	0	0-0	0	0	24
Sage Surratt	4	0-0	0-0	0-0	0	0-0	0	0	24
Scotty Washington	3	0-0	0-0	0-0	0	0-0	0	0	18
Sam Hartman	2	0-0	0-0	0-0	0	0-0	0	0	12
Kendall Hinton	2	0-0	0-0	0-0	0	0-0	0	0	12
Malik Grate	1	0-0	0-0	0-0	0	0-0	0	0	6
Nasir Greer	1	0-0	0-0	0-0	0	0-0	0	0	6
Chuck Wade, Jr.	1	0-0	0-0	0-0	0	0-0	0	0	6
Carlos Basham, Jr.	1	0-0	0-0	0-0	0	0-0	0	0	6
Essang Bassey	1	0-0	0-0	0-0	0	0-0	0	0	6
Zach Murphy	0	0-0	2-2	0-0	0	0-0	0	0	2
Total	53	19-22	52-52	0-0	0	0-0	0	0	427
Opponents	59	8-11	55-57	0-0	0	0-2	0	0	433

PUNTING	No.	Yds	Avg	Long	TB	FC	I20	50+	Blkd
Dom Maggio	77	3217	41.8	56	3	29	24	12	0
Team	1	12	12.0	12	0	0	0	0	1
Total	78	3229	41.4	56	3	29	24	12	1
Opponents	85	3474	40.9	71	7	22	29	10	1

KICKOFFS	No.	Yds	Avg	TB	OB	Return	Net	Ydline
Darren Ford	65	3962	61.0	28	1			
Eric Osteen	18	1078	59.9	5	0			
Total	83	5040	60.7	33	1	1097	37.6	27
Opponents	80	4904	61.3	47	2	506	40.3	24

FIELD GOALS	FGM-A	Pct	1-19	20-29	30-39	40-49	50-99	Lg	Blk
Nick Sciba	19-22	86.4	0-0	8-9	9-11	2-2	0-0	49	0

FG SEQUENCE	Wake Forest	Opponents
Tulane	23,(34)	(39)
Towson	(35),(27),(27)	-
Boston College	(27),(23)	-
Notre Dame	38,(30),(39),38	-
Rice	-	(39),38
Clemson	(25)	-
Florida State	(32)	(49),38
Louisville	-	-
Syracuse	(22)	(28),(34)
NC State	(47),(34)	(29),(23),(23)
Pitt	(32),(20)	-
Duke	(20)	-
Memphis	(36),(49),(39)	43

Numbers in parentheses indicate field goal was made. B=blocked

ALL PURPOSE	GP	Rush	Rec	PR	KOR	IR	Total	Avg/G
Greg Dortch	12	20	1078	276	376	0	1750	145.8
Cade Carney	13	1005	34	0	0	0	1039	79.9
Matt Colburn II	11	759	96	0	0	0	855	77.7
Alex Bachman	12	0	541	49	54	0	644	53.7
Sage Surratt	13	0	581	0	0	0	581	44.7
Sam Hartman	9	275	0	0	0	0	275	30.6
Christian Beal-Smith	13	231	6	0	20	0	257	19.8
Scotty Washington	11	0	243	0	0	8	251	22.8
Jamie Newman	6	247	0	0	0	0	247	41.2
Kendall Hinton	5	167	61	0	0	0	228	45.6
Jack Freudenthal	13	0	205	0	0	0	205	15.8
Chuck Wade, Jr.	13	0	0	0	36	60	96	7.4
Brandon Chapman	13	0	93	0	0	0	93	7.2
DeAndre' Delaney	8	74	2	0	0	0	76	9.5
Jaquarii Roberson	9	0	74	0	0	0	74	8.2
Steven Claude	13	0	55	0	0	0	55	4.2
Luke Masterson	10	0	0	0	0	43	43	4.3
Demetrius Kemp	11	0	0	36	0	2	38	3.5
Ryan Smenda, Jr.	8	0	0	0	20	0	20	2.5
Nasir Greer	12	0	0	0	0	20	20	1.7
Will Drawdy	2	8	0	0	0	0	8	4.0
Team	7	-8	0	0	0	0	-8	-1.1
Total	13	2778	3069	361	506	133	6847	526.7
Opponents	13	2503	3459	219	1097	77	7355	565.8

PUNT RETURNS	No.	Yds	Avg	TD	Long
Greg Dortch	25	276	11.0	2	70
Alex Bachman	5	49	9.8	0	32
Sage Surratt	1	0	0.0	0	0
Demetrius Kemp	1	36	36.0	0	0
Malik Grate	0	0	0.0	1	0
Total	32	361	11.3	3	70
Opponents	23	219	9.5	0	52

KICK RETURNS	No.	Yds	Avg	TD	Long
Greg Dortch	18	376	20.9	0	38
Alex Bachman	3	54	18.0	0	23
Chuck Wade, Jr.	2	36	18.0	0	23
Christian Beal-Smith	1	20	20.0	0	20
Ryan Smenda, Jr.	1	20	20.0	0	20
Total	25	506	20.2	0	38
Opponents	46	1097	23.8	1	97

FUMBLE RETURNS	No.	Yds	Avg	TD	Long
Essang Bassey	1	51	51.0	1	51
Carlos Basham, Jr.	1	23	23.0	1	23
Ryan Smenda, Jr.	1	17	17.0	0	17
Total	3	91	30.3	2	51
Opponents	2	7	3.5	0	7

INTERCEPTIONS	No.	Yds	Avg	TD	Long
Chuck Wade, Jr.	1	60	60.0	1	60
Nasir Greer	1	20	20.0	1	20
Luke Masterson	1	43	43.0	0	43
Scotty Washington	1	8	8.0	0	8
Demetrius Kemp	1	2	2.0	0	2
Essang Bassey	1	0	0.0	0	0
Total	6	133	22.2	2	60
Opponents	13	77	5.9	1	37

2018 GAME-BY-GAME STATISTICS

	TULANE	TOWSON	BC	ND	RICE	CLEM	FSU	LOU	CUSE	NCSU	PITT	DUKE	MEMPHIS
Total Offense	532	582	512	398	414	249	369	591	434	435	285	517	529
	436	410	524	566	370	698	485	532	421	421	470	251	378
Plays	94	81	105	92	61	78	104	72	81	71	58	80	90
	79	81	69	76	76	70	70	90	95	80	77	70	82
Rushing Yds.	154	340	298	259	171	175	96	368	203	138	79	340	201
	155	65	220	241	267	471	132	174	285	47	154	106	207
Passing Yds.	378	242	214	139	243	74	273	223	275	297	206	177	328
	281	345	304	325	103	227	353	358	157	374	316	145	171
Passes C-A-I	31-51-2	17-27-1	20-45-2	16-31-1	17-20-1	7-27-1	25-54-1	16-24-0	21-37-1	22-33-0	15-30-2	18-23-0	22-40-1
	18-37-0	35-51-1	16-25-0	25-36-0	17-32-2	25-30-0	29-41-0	30-54-0	23-35-0	35-53-1	23-30-0	17-36-1	15-29-1
Comp. Pct.	60.8	63.0	44.4	51.6	85.0	25.9	46.3	66.7	56.8	66.7	50.0	78.3	55.0
	48.6	68.6	64.0	69.4	53.1	83.3	70.7	55.6	65.7	66.0	76.7	47.2	51.7
1st Downs	32	32	27	27	20	11	24	28	26	22	16	29	26
	20	25	19	28	19	22	20	31	25	23	20	16	22
Field Goals	1-2	3-3	2-2	2-4	0-0	1-1	1-1	0-0	1-1	2-2	2-2	1-1	3-3
	1-1	0-0	0-0	0-0	1-2	0-0	1-2	0-0	2-2	3-3	0-0	0-0	01
Punting	6-36.8	1-41.0	7-44.3	6-41.8	4-45.2	12-41.3	9-43.1	4-38.2	7-40.3	5-35.8	5-42.8	6-39.5	6-46.0
	9-37.4	6-45.0	9-36.2	3-33.7	6-39.3	7-42.3	7-44.0	4-37.2	7-41.1	5-39.6	5-51.6	6-38.6	8-45.0
Time of Poss.	25:05	29:17	30:27	33:59	22:48	30:18	31:17	26:11	22:12	28:12	20:29	37:21	29:22
	34:55	30:43	29:33	26:01	37:12	29:42	28:43	33:49	37:48	31:48	39:31	22:39	30:38
3rd Downs	10-19	10-16	5-22	11-21	6-12	5-21	8-24	7-13	4-16	8-16	4-12	12-18	6-19
	7-19	6-15	6-16	4-9	7-18	5-15	8-18	10-19	10-22	6-16	11-18	6-17	6-16
Turnovers	3	2	2	1	2	1	1	0	3	1	2	0	1
	1	1	1	1	3	1	1	1	0	1	0	4	1
Penalties	6-70	0-0	3-35	3-23	3-25	5-55	5-65	3-35	10-95	5-50	1-15	4-30	7-50
	9-83	7-68	4-35	4-37	6-55	3-28	6-55	5-31	9-77	6-55	10-78	3-25	3-20
Punt Returns	2-12.5	4-34.0	6-8.3	0-0.0	2-7.0	5-3.8	2-19.5	0-0.0	5-10.2	2-(-0.5)	2-8.5	1-6.0	1-5
	1-8.0	0-0.0	2-4.0	2-29.0	0-0.0	4-4.2	4-10.5	1-45.0	3-4.3	1-6.0	1-1.0	2-7.5	2-6
Kickoff Returns	1-22.0	4-26.2	4-23.2	4-16.8	1-21.0	1-25.0	0-0.0	4-17.2	0-0.0	3-13.0	1-23.0	2-21.0	0-0
	2-17.5	7-24.3	6-21.3	1-20.0	3-41.0	0-0.0	2-22.5	5-19.6	0-0.0	4-23.2	1-22.0	8-18.5	7-30.7
Sacks By Defense	3-11	5-41	1-2	1-4	0-0	2-13	0-0	2-11	3-14	1-6	2-12	2-12	3-18
	1-2	0-0	4-25	3-18	1-5	3-24	5-40	1-5	5-28	4-9	2-11	2-9	2-13

Wake Forest totals on top; Opponents on bottom.

2018 STARTING LINEUPS

OFFENSE

	QB	RB	TE	WR	WR	WR	LT	LG	C	RG	RT
at Tulane	Hartman	Colburn	Freudenthal	Surratt	Dortch	Bachman	Herron	Haynes	Anderson	Gilliam	Benzinger
TOWSON	Hartman	Colburn	Freudenthal	Surratt	Dortch	Bachman	Benzinger	Haynes	Tom	Anderson	Gilliam
BOSTON COLLEGE	Hartman	Colburn	Freudenthal	Surratt	Dortch	Claude	Benzinger	Haynes	Anderson	Osterhage	Gilliam
NOTRE DAME	Hartman	Colburn	Freudenthal	Surratt	Dortch	Bachman	Benzinger	Haynes	Anderson	Osterhage	Gilliam
RICE	Hartman	Colburn	Freudenthal	Surratt	Dortch	Bachman	Benzinger	Haynes	Anderson	Osterhage	Gilliam
CLEMSON	Hartman	Colburn	Freudenthal	Surratt	Dortch	Bachman	Benzinger	Haynes	Anderson	Osterhage	Gilliam
at Florida State	Hartman	Colburn	Freudenthal	Washington	Dortch	Bachman	Benzinger	Haynes	Anderson	Osterhage	Gilliam
at Louisville	Hartman	Colburn	Freudenthal	Washington	Dortch	Bachman	Benzinger	Haynes	Anderson	Osterhage	Gilliam
SYRACUSE	Hartman	Colburn	Freudenthal	Washington	Dortch	Bachman	Benzinger	Haynes	Anderson	Osterhage	Gilliam
at NC State	Newman	Colburn	Freudenthal	Washington	Dortch	Bachman	Benzinger	Haynes	Anderson	Osterhage	Gilliam
PITT	Newman	Carney	Freudenthal	Surratt	Dortch	Bachman	Benzinger	Haynes	Anderson	Osterhage	Gilliam
at Duke	Newman	Carney	Freudenthal	Surratt	Dortch	Bachman	Benzinger	Haynes	Anderson	Osterhage	Gilliam
vs. Memphis	Newman	Colburn	Freudenthal	Surratt	Roberson	Bachman	Benzinger	Haynes	Anderson	Osterhage	Gilliam

DEFENSE

	DE	DT	NT	DE	ILB	ILB	ROV	CB	FS	SS	CB
at Tulane	Basham	Rodney	Yarbary	Calhoun	Strnad	D. Taylor	Kemp	Henderson	Glenn	Wade	Bassey
TOWSON	Basham	Rodney	Yarbary	Calhoun	Strnad	D. Taylor	Kemp	J.Taylor	Redd	Wade	Bassey
BOSTON COLLEGE	Basham	Rodney	Yarbary	Calhoun	Strnad	D. Taylor	Kemp	J.Taylor	Glenn	Wade	Bassey
NOTRE DAME	Basham	Rodney	Yarbary	Calhoun	Strnad	D. Taylor	J.Williams	Henderson	Glenn	Wade	Bassey
RICE	Basham	Rodney	Yarbary	Calhoun	Strnad	D. Taylor	Kemp	Henderson	Glenn	Wade	Bassey
CLEMSON	Basham	Rodney	Yarbary	Calhoun	Strnad	D. Taylor	Kemp	Henderson	Glenn	Wade	Bassey
at Florida State	Basham	Rodney	Yarbary	Calhoun	Strnad	Masterson	Kemp	Henderson	Glenn	Wade	Bassey
at Louisville	Basham	Rodney	Yarbary	Calhoun	Strnad	Masterson	Kemp	Henderson	Glenn	Wade	Bassey
SYRACUSE	Yarbary	Rodney	T.Williams	Calhoun	Strnad	Masterson	Kemp	Henderson	Glenn	Wade	Bassey
at NC State	Basham	Rodney	Yarbary	Calhoun	Strnad	Masterson	J.Williams	Henderson	Glenn	Wade	Bassey
PITT	Basham	Rodney	Yarbary	Calhoun	Strnad	Masterson	J.Williams	J.Taylor	Glenn	Wade	Bassey
at Duke	Basham	Rodney	Yarbary	Calhoun	Strnad	Masterson	Kemp	J.Taylor	Glenn	Wade	Bassey
vs. Memphis	Basham	Rodney	Yarbary	Calhoun	Strnad	D. Taylor	Kemp	Henderson	Glenn	Wade	Bassey

2018 ACC STATS

2018 ACC STANDINGS

CONFERENCE	W	L	PF	PA	W	L	PF	PA	H	A
ATLANTIC										
Clemson	8	0	378	93	15	0	664	197	7-0	5-0
Syracuse	6	2	318	224	10	3	523	351	6-0	3-2
NC State	5	3	267	229	9	4	440	324	6-1	3-2
Boston College	4	4	209	208	7	5	384	308	5-2	2-3
WAKE FOREST	3	5	233	282	7	6	427	433	2-5	4-1
Florida State	3	5	163	250	5	7	263	378	4-3	1-4
Louisville	0	8	162	398	2	10	237	529	2-5	0-4
COASTAL										
Pitt	6	2	269	211	7	7	359	389	5-1	2-4
Georgia Tech	5	3	264	236	7	6	437	381	4-2	3-3
Virginia	4	4	194	173	8	5	370	261	5-1	1-4
Miami	4	4	197	144	7	6	374	253	5-1	2-3
Virginia Tech	4	4	196	237	6	7	388	403	3-4	3-2
Duke	3	5	176	268	8	5	382	356	3-3	4-2
North Carolina	1	7	216	289	2	9	301	380	2-3	0-6

ACC Championship Game (Charlotte, N.C.): Clemson 42, Pitt 10

WAKE FOREST AMONG ACC INDIVIDUAL LEADERS

(ALL GAMES)

OFFENSE

Cade Carney		
Rushing Yards/Game	77.3	8th
Greg Dortch		
All Purpose Yards	145.8	1st
Receptions	7.4	2nd
Receiving Yards	89.8	2nd
Scoring (TDs)	5.0	7th

SPECIAL TEAMS

Nick Sciba		
PAT Pct.	100.0	T-1st
Scoring (Kick)	8.2	3rd
Field Goals	1.46	4th
Scoring	8.2	5th
Dom Maggio		
Punting Avg.	41.8	5th
Greg Dortch		
Punt Return Avg.	11.0	5th
Kick Return Avg.	20.9	10th

DEFENSE

Cameron Glenn		
Tackles/Game	8.2	6th
Justin Strnad		
Tackles/Game	8.1	7th
Essang Bassey		
Passes Defended/Game	1.23	3rd
Amari Henderson		
Passes Defended/Game	1.00	T-7th
Carlos Basham, Jr.		
Fumbles Recovered	2	T-3rd

(CONFERENCE GAMES)

OFFENSE

Matt Colburn, II		
Rushing Yards/Game	92.2	5th
Cade Carney		
Rushing Yards/Game	80.2	8th
Greg Dortch		
Receiving Yards	77.0	3rd
Receptions	6.6	4th
All Purpose Yards	116.6	4th

SPECIAL TEAMS

Nick Sciba		
PAT Pct.	100.0	T-1st
Scoring (Kick)	7.2	T-6th
Field Goals	1.25	T-6th
Scoring	7.2	T-9th
Dom Maggio		
Punting Avg.	41.6	8th
Greg Dortch		
Punt Return Avg.	5.6	2nd

DEFENSE

Cameron Glenn		
Tackles/Game	9.4	T-4th
Fumbles Forced	2	T-6th
Justin Strnad		
Tackles/Game	9.0	T-6th
Essang Bassey		
Passes Defended/Game	1.00	T-8th
Amari Henderson		
Passes Defended/Game	1.00	T-8th
Demetrius Kemp		
Fumbles Forced	2	T-6th
Carlos Basham, Jr.		
Fumbles Recovered	2	T-2nd

WAKE FOREST IN ACC TEAM STAT RANKINGS

CATEGORY	STAT	RANK
Scoring Offense	32.8	5th
ACC Games Only	29.1	6th
Rushing Offense	213.7	4th
ACC Games Only	206.6	4th
Passing Offense	236.1	8th
ACC Games Only	217.4	9th
Total Offense	449.8	4th
ACC Games Only	424.0	6th
Scoring Defense	33.3	12th
ACC Games Only	35.2	12th
Rushing Defense	192.5	10th
ACC Games Only	196.0	10th
Pass Defense	266.1	13th
ACC Games Only	279.2	13th
Total Defense	458.6	13th
ACC Games Only	475.2	13th
Turnover Margin	-0.23	10th
ACC Games Only	-0.12	T-8th
First Downs	24.6	2nd
ACC Games Only	22.9	4th
Opp First Downs	22.3	14th
ACC Games Only	22.0	9th
3rd Down Conversions	.419	6th
ACC Games Only	.373	10th
Opp 3rd Down Conv.	.422	11th
ACC Games Only	.440	11th
Sacks By	25	10th
ACC Games Only	13	11th
Sacks Against	34	11th
ACC Games Only	27	T-12th
Penalty Yards	42.2	4th
ACC Games Only	47.5	6th
Opp Penalty Yards	49.8	7th
ACC Games Only	48.0	8th
Field Goal Pct.	.864	3rd
ACC Games Only	1.000	T-1st
PAT Kicking	1.000	T-1st
ACC Games Only	1.000	T-1st
Net Punting	37.8	5th
ACC Games Only	38.0	4th
Punt Return Avg.	11.3	7th
ACC Games Only	7.9	7th
Kickoff Returns	20.2	11th
ACC Games Only	19.4	12th
Kickoff Coverage Net	37.6	13th
ACC Games Only	39.2	10th
Time of Possession	28:13	11th
ACC Games Only	28:18	11th
Red Zone Offense	.852	6th
ACC Games Only	.879	5th
Red Zone Defense	.925	14th
ACC Games Only	.960	14th

2017 ACC AWARDS

ACC Coach of the Year

Dabo Swinney, Clemson

ACC Player of the Year

Travis Etienne, Clemson

ACC Defensive Player of the Year

Clelin Ferrell, Clemson

ACC Rookie of the Year

Trevor Lawrence, Clemson

All-ACC Teams

FIRST TEAM OFFENSE

QB	Ryan Finley, Grad., NC State
RB	Travis Etienne, So., Clemson
RB	AJ Dillon, So., Boston College
WR	Kelvin Harmon, Jr., NC State
WR	Olamide Zaccheaus, Sr., Virginia
WR	Jakobi Meyers, Jr., NC State
TE	Tommy Sweeney, Grad., Boston College
AP	Greg Dortch, So., Wake Forest
T	Mitch Hyatt, Sr., Clemson
T	Tyler Jones, Sr., NC State
G	Chris Lindstrom, Sr., Boston College
G	Parker Braun, Jr., Georgia Tech
C	Garrett Bradbury, Grad., NC State
PK	Andre Szmyt, Fr., Syracuse
SP	Greg Dortch, So., Wake Forest

SECOND TEAM OFFENSE

QB	Trevor Lawrence, Fr., Clemson
RB	Qadree Ollison, Sr., Pitt
RB	Travis Homer, Jr., Miami
WR	Tee Higgins, So., Clemson
WR	Jamal Custis, Sr., Syracuse
WR	Damon Hazelton, So., Virginia Tech
TE	Brevin Jordan, Jr., Miami
AP	Deon Jackson, So., Duke
T	Tremayne Anchrum, Jr., Clemson
T	Stefano Millin, Sr., Pitt
G	Phil Haynes, Sr., Wake Forest
G	Sean Pollard, Jr., Clemson
C	Justin Falcinelli, Grad., Clemson
PK	Christopher Dunn, Fr., NC State
SP	Michael Walker, Sr., Boston College

FIRST TEAM DEFENSE

DE	Clelin Ferrell, Jr., Clemson
DE	Brian Burns, Jr., Florida State
DT	Christian Wilkins, Grad., Clemson
DT	Dexter Lawrence, Jr., Clemson
LB	Germaine Pratt, Grad., NC State
LB	Shaquille Quarterman, Jr., Miami
LB	Joe Giles-Harris, Jr., Duke
CB	Hamp Cheevers, Jr., Boston College
CB	Bryce Hall, Jr., Virginia
S	Juan Thornhill, Sr., Virginia
S	Andre Cisco, Fr., Syracuse
P	Sterling Hofrichter, Jr., Syracuse


SECOND TEAM DEFENSE

DE	Zach Allen, Sr., Boston College
DE	Alton Robinson, Jr., Syracuse
DT	Gerald Willis III, Sr., Miami
DT	Ricky Walker, Sr., Virginia Tech
LB	Cole Holcomb, Sr., North Carolina
LB	Tre Lamar, Jr., Clemson
LB	Ryan Guthrie, Sr., Syracuse
CB	Trayvon Mullen, Jr., Clemson
CB	Essang Bassey, Jr., Wake Forest
S	Jaquan Johnson, Sr., Miami
S	Cameron Glenn, Sr., Wake Forest
P	Pressley Harvin III, So., Georgia Tech

HONORABLE MENTION - WAKE FOREST

C	Ryan Anderson, Sr., Wake Forest
DT	Willie Yarbary, Sr., Wake Forest
LB	Justin Strnad, Jr., Wake Forest

2018 GAME RECAPS



GAME 1 WAKE FOREST 23, TULANE 17 (OT) AUGUST 30, 2018 YULMAN STADIUM (15,487)

NEW ORLEANS, La. – Wake Forest opened the 2018 season with a 23-17 overtime victory at Tulane August 30th at Yulman Stadium. Cade Carney's 1-yard touchdown run in overtime gave the Demon Deacons (1-0) a season-opening victory for the fourth straight season.

Freshmen headlined the win for Wake Forest, who saw several memorable debuts. Sam Hartman became the first Demon Deacon true freshman quarterback to win his first start, throwing for a school freshman record 378 yards, the 10th most passing yards in program history overall. His 31 completions, 51 attempts and two touchdowns were all school records for a true freshman in his first start. Hartman also had a team-high 64 yards rushing.

Redshirt freshman wide receiver Sage Surratt had 11 catches for 150 yards, both school records for a freshman in his first career game.

Greg Dortch grabbed a career-high 12 receptions for 149 yards, his fourth career 100-yard game. He ended with 200 all-purpose yards, the seventh time in nine career games he has been over 100 all-purpose yards.

Defensively, Chris Calhoun led the team with a career-high 12 tackles. Essang Bassey tied a career high with three pass break-ups, in addition to seven tackles.

Scoring	1	2	3	4	OT	Total
Wake Forest	0	7	3	7	6	23
Tulane	0	0	14	3	0	17

1st Quarter

No scoring

2nd Quarter

WF - Bachman 10 yd pass from Hartman (Sciba kick), 6:45

3rd Quarter

TLN - Encalade 52 yd pass from Banks (Glover kick), 10:58

WF - Sciba 34 yd field goal, 7:29

TLN - Encalade 74 yd pass from Banks (Glover kick), 1:45

4th Quarter

WF - Bachman 19 yd pass from Hartman (Sciba kick), 14:35

TLN - Glover 39 yd field goal, 1:59

Overtime

WF - Carney 1 yd run

	WF	TLN
FIRST DOWNS	32	20
RUSHES-YARDS (NET)	43-154	41-153
PASSING YDS (NET)	378	283
Passes Comp-Att-Int	31-51-2	19-38-0
TOTAL OFFENSE PLAYS-YARDS	94-548	79-436
Fumble Returns-Yards	0-0	1-0
Punt Returns-Yards	2-25	1-8
Kickoff Returns-Yards	1-22	2-35
Interception Returns-Yards	0-0	2-0
Punts (Number-Avg)	6-36.8	9-37.4
Fumbles-Lost	1-1	1-1
Penalties-Yards	6-70	9-83
Possession Time	25:05	34:55
Third-Down Conversions	10 of 19	7 of 19
Fourth-Down Conversions	0 of 0	1 of 2
Red-Zone Scores-Chances	4-6	0-0
Sacks By: Number-Yards	3-11	1-2

RUSHING: WF - Hartman 13-64; Carney 16-54; Coburn 13-32; Dortch 1-4. TLN - Banks 15-38; Encalade 1-38; Dauphine 5-29; Huderson 10-26; Bradwell 10-22.

PASSING: WF - Hartman 31-51-2-2-378. TLN - Banks 18-37-2-0-281

RECEIVING: WF - Dortch 12-149; Surratt 11-150; Bachman 5-62; Claude 1-8; Carney 1-7; Chapman 1-2. TLN - Encalade 8-189; Mooney 8-74; Clewis 1-13; James 1-5; Teamer 1-2.



GAME 2 WAKE FOREST 51, TOWSON 20 SEPTEMBER 8, 2018 BB&T FIELD (23,619)

WINSTON-SALEM, N.C. – Wide receiver Greg Dortch had three touchdowns, including two from punt returns, and 310 total yards of offense on Saturday as Wake Forest defeated Towson 51-20.

Wake Forest (2-0) used a balanced attack behind Dortch, freshman quarterback Sam Hartman, and running back Cade Carney in the win over Towson (1-1).

Dortch became just the fourth player in ACC history with two punt return touchdowns in a game and totaled the third most all-purpose yards in a single game in school history. He also added an acrobatic touchdown grab in the first quarter.

The Deacons jumped on the board early with a quick drive that resulted in a highlight-reel catch from Alex Bachman. Wake Forest then made it 14-7 with a 7-yard touchdown pass from Hartman to Dortch. The drive spanned 62 yards in just 1:01 and three plays.

At the start of the second quarter, Hartman rushed for his first career touchdown, scoring on a 14-yard run to break the stalemate. Essang Bassey intercepted Tom Flacco on the next drive, putting the Deacons back on offense. Nick Sciba drilled a 35-yard field goal as Wake Forest led 24-14 early in the second frame.

Minutes later, Dortch torched the special teams of Towson with a 70-yard punt return touchdown. The touchdown put Dortch over 200 all-purpose yards for the fourth-straight game, the first Wake Forest player ever to hit that mark.

Dortch returned a 60-yard punt for a touchdown in the waning minutes of the first half to continue his historic pace. Towson scored a touchdown shortly before halftime and missed the two-point conversion as Wake Forest took a 38-20 lead into the locker room.

Sciba added a 27-yard field goal in the third quarter followed by a 1-yard touchdown run by Carney in the fourth quarter as Wake Forest led 48-20. Sciba tacked on another 27-yarder in the fourth quarter.

Scoring	1	2	3	4	Total
Towson	14	6	0	0	20
Wake Forest	14	24	3	10	51

1st Quarter

WF - Bachman 10 yd pass from Hartman (Sciba kick), 11:39

TOW - Gallahan 24 yd pass from Flacco (O'Neill kick), 3:27

WF - Dortch 7 yd pass from Hartman (Sciba kick), 7:11

TOW - Simpson 7 yd pass from Flacco (O'Neill kick), 1:32

2nd Quarter

WF - Hartman 14 yd run (Sciba kick), 14:19

WF - Sciba 35 yd field goal, 11:37

WF - Dortch 70 yd punt return (Sciba kick), 9:49

WF - Dortch 60 yd punt return (Sciba kick), 2:02

TOW - Leatherbury 18 yd pass from Flacco (Flacco pass failed), 0:42

3rd Quarter

WF - Sciba 27 yd field goal, 3:53

4th Quarter

WF - Carney 1 yd run (Sciba kick), 14:03

WF - Sciba 27 yd field goal, 9:04

	TOW	WF
FIRST DOWNS	25	32
RUSHES-YARDS (NET)	30-65	54-340
PASSING YDS (NET)	345	242
Passes Comp-Att-Int	35-51-1	17-27-1
TOTAL OFFENSE PLAYS-YARDS	81-410	81-582
Fumble Returns-Yards	1-0	0-0
Punt Returns-Yards	0-0	4-136
Kickoff Returns-Yards	7-170	4-105
Interception Returns-Yards	1-0	1-0
Punts (Number-Avg)	6-45.0	1-41.0
Fumbles-Lost	0-0	1-1
Penalties-Yards	7-68	0-0
Possession Time	30:43	29:17
Third-Down Conversions	6 of 15	10 of 16
Fourth-Down Conversions	0 of 3	1 of 1
Red-Zone Scores-Chances	2-2	7-8
Sacks By: Number-Yards	0-0	5-41

RUSHING: TOW - Simpson 8-18; Young 5-16; Stover 1-12; Flacco 15-11; Leatherbury 1-8. WF - Carney 19-130; Beal-Smith 6-68; Hartman 9-64; Colburn 12-47; Delaney 7-32; Team 1-minus 1.

PASSING: TOW - Flacco 35-51-345-3-1. WF - Hartman 17-27-242-2-1.

RECEIVING: TOW - Leatherbury 8-88; Rutkowski 5-67; Richardson 5-27; Gallahan 4-61; Allen 4-28; Greenwood 3-43; Simpson 2-18; Clark 2-9; Young 2-4. WF - Dortch 7-94; Surratt 4-63; Bachman 4-54; Colburn 1-25; Freudenthal 1-6.

2018 GAME RECAPS



GAME 3 BOSTON COLLEGE 41, WAKE FOREST 34 SEPTEMBER 13, 2018 BB&T FIELD (25,309)

WINSTON-SALEM, N.C. – Boston College outlasted a Wake Forest rally as the Demon Deacons fell 41-34 on September 13 at BB&T Field.

Wake Forest (2-1, 0-1 ACC) and Boston College (3-0, 1-0 ACC) each had over 500 yards of offense in a back-and-forth contest that saw the Eagles pull away in the fourth quarter.

Quarterback Sam Hartman was 20-for-45 with 214 yards and two touchdowns. Cade Carney and Matt Colburn

each rushed for over 100 yards while Colburn recorded a first-half touchdown. Cameron Glenn led the Deacons with 10 total tackles, three solo stops and one pass breakup.

With under five minutes left in the first quarter, Colburn punched in a 2-yard touchdown to tie the game up. Prior to the score, Wake Forest benefitted from a fumble recovery by Cade Carney on a punt, putting the Deacons on the BC 13-yard line. After an 11-yard rush from Hartman, Colburn powered his way into the end zone.

Later in the frame, Demetrius Kemp blocked a Boston College punt which was recovered in the end zone by Malik Grate as the Deacons tied the game up at 14-14.

Tied at 21-all at the break, the Deacons scored on their first drive of the third quarter with a 27-yard field goal from Nick Sciba making it 24-21. BC responded with a 29-yard touchdown pass to Tommy Sweeney as the Eagles took a 28-24 lead.

Boston College extended its lead to 34-24 in the fourth quarter after a 71-yard touchdown pass to Smith.

Sciba kicked a 23-yard field goal early in the fourth quarter as Wake Forest pulled within seven, however, a BC 40-yard touchdown pass to Ben Glines soon gave the Eagles a 41-27 lead.

Wake Forest rallied late with a 5-yard touchdown pass to tight end Jack Freudenthal as the Deacs came within a touchdown with 1:33 left in the contest. Boston College recovered the onside kick from Wake Forest to seal the victory.

Scoring	1	2	3	4	Total
Boston College	7	14	7	13	41
Wake Forest	7	14	3	10	34

1st Quarter

BC - Dillon 45 yd run (Tessitore kick), 13:53
WF - Colburn 2 yd run (Sciba kick), 4:24

2nd Quarter

BC - Smith 27 yd pass from Brown (Tessitore kick), 12:11
WF - Grate 0 yd punt return; Kemp block (Sciba kick), 8:56
WF - Surratt 5 yd pass from Hartman (Sciba kick), 4:14
BC - White 35 yd pass from Brown (Tessitore kick), 3:01

3rd Quarter

WF - Sciba 27 yd field goal, 12:11
BC - Sweeney 29 yd pass from Brown (Tessitore kick), 8:39

4th Quarter

BC - Smith 71 yd pass from Brown (Tessitore kick blocked), 13:29
WF - Sciba 23 yd field goal, 11:13
BC - Glines 40 yd pass from Brown (Tessitore kick), 8:48
WF - Freudenthal 5 yd pass from Hartman (Sciba kick), 1:33

	BC	WF
FIRST DOWNS	19	27
RUSHES-YARDS (NET)	44-220	60-298
PASSING YDS (NET)	304	214
Passes Comp-Att-Int	16-25-0	20-45-2
TOTAL OFFENSE PLAYS-YARDS	69-524	105-512
Fumble Returns-Yards	0-0	0-0
Punt Returns-Yards	2-8	6-50
Kickoff Returns-Yards	6-128	4-93
Interception Returns-Yards	2-4	0-0
Punts (Number-Avg)	9-36.2	7-44.3
Fumbles-Lost	1-1	0-0
Penalties-Yards	4-35	3-35
Possession Time	29:33	30:27
Third-Down Conversions	6 of 16	5 of 22
Fourth-Down Conversions	0 of 0	6 of 7
Red-Zone Scores-Chances	0-0	5-6
Sacks By: Number-Yards	4-25	1-2

RUSHING: BC - Dillon 33-185; Smith 3-42; Brown 3-5; Levy 1-2; Jones 1-1; TM 1-minus 15. WF - Colburn 23-117; Carney 18-116; Hartman 19-65.

PASSING: BC - Brown 16-25-304-5-0. WF - Hartman 20-45-214-2-2.

RECEIVING: BC - Smith 6-145; Sweeney 5-58; Glines 2-45; White 1-35; Walker 1-17; Lewis 1-4. WF - Dortch 9-93; Surratt 3-50; Claude 2-32; Colburn 2-16; Chapman 1-9; Carney 1-9; Freudenthal 2-5.



GAME 4 NOTRE DAME 56, WAKE FOREST 27 SEPTEMBER 22, 2018 BB&T FIELD (31,092)

WINSTON-SALEM, N.C. – Wake Forest dropped a 56-27 decision to No. 8 Notre Dame on Sept. 22 in front of 31,092 fans at BB&T Field.

Sam Hartman completed 12 passes for 110 yards for the Demon Deacons (2-2, 0-1 ACC) before leaving the game due to cramping. Jamie Newman replaced Hartman and scored his first career rushing touchdown.

Newman, Matt Colburn II, and Kendall Hinton each recorded a rushing touchdown while the Demon Deacons tallied 259 total rushing yards. Chuck Wade, Jr. led the defense with eight tackles with six solo tackles. Carlos Basham, Jr. earned a sack and five total tackles.

Wake Forest's Nasir Greer forced a fumble midway through the first quarter which was recovered by Ryan Smenda, Jr. as the Deacs took over deep in Notre Dame territory. Nick Sciba kicked a 30-yard field goal putting the Demon Deacons up early 3-0.

On the next drive, Notre Dame's (3-0) Jafar Armstrong ran for a 30-yard touchdown as the Fighting Irish took a 7-3 lead. Sciba converted a 39-yard field goal at the start of the second quarter to bring the Deacons within one. Notre Dame extended the lead to 21-6 before Wake Forest responded with a touchdown drive of its own as Colburn rushed for a 2-yard touchdown. The Deacs went 75 yards over 10 plays en route to the end zone. Book called his own number for Notre Dame on a 2-yard touchdown run as the Fighting Irish made it 28-13.

Notre Dame scored three times in the third before Wake Forest scored a touchdown courtesy of Hinton. The score stood 49-20 in favor of Notre Dame heading into the fourth quarter. Wake Forest closed the scoring with a touchdown from Newman who ran for a 15-yard score.

Scoring	1	2	3	4	Total
Notre Dame	7	21	21	7	56
Wake Forest	3	10	7	7	27

1st Quarter

WF - Sciba 30 yd field goal, 5:19
ND - Armstrong 30 yd run (Yoon kick), 3:06

2nd Quarter

WF - Sciba 39 yd field goal, 14:56
ND - Wright 3 yd pass from Book (Yoon kick), 11:25
ND - Jones Jr 4 yd run (Yoon kick), 9:19
WF - Colburn II 2 yd run (Sciba kick), 6:26
ND - Book 2 yd run (Yoon kick), 5:24

3rd Quarter

ND - Claypool 7 yd pass from Book (Yoon kick), 9:46
ND - Armstrong 1 yd run (Yoon kick), 5:15
ND - Book 2 yd run (Yoon kick), 4:19
WF - Hinton 23 yd run (Sciba kick), 0:44

4th Quarter

ND - Book 1 yd run (Yoon kick), 11:27
WF - Newman 15 yd run (Sciba kick), 4:53

	ND	WF
FIRST DOWNS	28	27
RUSHES-YARDS (NET)	40-241	61-259
PASSING YDS (NET)	325	139
Passes Comp-Att-Int	25-36-0	16-31-1
TOTAL OFFENSE PLAYS-YARDS	76-566	92-398
Fumble Returns-Yards	0-0	1-17
Punt Returns-Yards	2-58	0-0
Kickoff Returns-Yards	1-20	4-67
Interception Returns-Yards	1-0	0-0
Punts (Number-Avg)	3-33.7	6-41.8
Fumbles-Lost	1-1	0-0
Penalties-Yards	4-37	3-23
Possession Time	26:01	33:59
Third-Down Conversions	4 of 9	11 of 21
Fourth-Down Conversions	1 of 2	0 of 0
Red-Zone Scores-Chances	7-7	3-5
Sacks By: Number-Yards	3-18	1-4

RUSHING: ND - Armstrong 8-98; Davis 9-43; Book 10-43; Jones Jr. 7-39; Smith 2-16; Jurkovec 1-7; Young 1-minus 1; TM 2-minus 4. WF - Carney 13-79; Newman 8-73; Beal-Smith 10-34; Colburn 10-32; Hinton 1-23; Hartman 16-23; Dortch 1-6; Delaney 2-1.

PASSING: ND - Book 25-34-325-2-0; Jurkovec 0-2-0-0-0. WF - Hartman 12-24-110-0-0; Newman 4-7-29-0-1.

RECEIVING: ND Mack 6-61; Claypool 4-51; Finke 4-41; Austin Jr. 2-35; Jones Jr 2-32; Davis 2-15; Armstrong 2-15; Young 1-66; Boykin 1-6; Wright 1-3. WF - Dortch 6-56; Hinton 3-23; Washington 2-24; Chapman 2-7; Claude 1-15; Bachman 1-12; Delaney 1-2.

2018 GAME RECAPS



GAME 5 WAKE FOREST 56, RICE 24 SEPTEMBER 29, 2018 BB&T FIELD (24,519)

WINSTON-SALEM, N.C. – The Wake Forest offense scored early and scored often Saturday (Sept. 29), as the Demon Deacons cruised past Rice, 56-24, on Family Weekend.

The Demon Deacon (3-2, 0-1 ACC) offense exploded in the opening 30 minutes of play, taking a 42-3 lead into the half-time break. The 42 points are a single-half record under head coach Dave Clawson while the 21 points in the first quarter are tied for the second-most in a single quarter in the Clawson era.

Greg Dortch tied his own school record for touchdown receptions in a game (4) and finished the day with 163 receiving yards. Cade Carney had his first multi-touchdown day since September 10, 2016, while Matt Colburn II became the 12th player in program history to surpass 2,000 career rushing yards to pace the offense. Quarterback Sam Hartman finished the day 15-of-17 for 241 yards and four touchdown passes.

Wake Forest recorded a pair of defensive touchdowns against Rice (1-4, 0-1 C-USA), returning two interceptions to the end zone.

The Deacs stormed out to a 28-0 lead as Dortch and Carney traded touchdowns through the first 17 minutes. After punting on their first drive, the Deacs scored touchdowns on their next six, sparked by a 54-yard pass from Hartman to Dortch less than five minutes into the game to make it 7-0 in favor of the Deacs. Carney rushed on six of Wake Forest's seven plays on the next drive for 31 yards, capped off by a 1-yard touchdown run as the lead grew to 14-0.

Hartman was the featured Deacon on the next drive, completing all four pass attempts on a seven-play, 61-yard drive, connecting with Dortch for a 10-yard touchdown to push the lead to 21-0. Masterson had the first interception of his career and returned it 43 yards, setting up a short field and an eventual 1-yard TD plunge from Carney.

Following a Rice field goal, Hartman and Dortch again connected, this time for a 38-yard touchdown to push the lead to 35-3 with 8:10 left in the second quarter. Zeek Rodney forced a fumble and Essang Basse returned it 51 yards for a touchdown, extending the advantage to 42-3 at the break.

Hartman found Dortch for a gain of 25 before hitting Jack Freudenthal down the sideline for 42 yards on the very next play. Two plays later, Hartman connected with Dortch for the fourth time of the afternoon to extend the lead to 49-10.

The defense stepped up for its second score of the afternoon with Chuck Wade, Jr. intercepting Stankavage and returning it 60 yards to the end zone midway through the third quarter before Rice added a pair of touchdowns to close out play.

Scoring	1	2	3	4	Total
Rice	0	3	14	7	24
Wake Forest	21	21	14	0	56

1st Quarter

WF - Dortch 54 yd pass from Hartman (Sciba kick), 10:37
WF - Carney 1 yd run (Sciba kick), 6:58
WF - Dortch 10 yd pass from Hartman (Sciba kick), 3:30

2nd Quarter

WF - Carney 1 yd run (Sciba kick), 13:33
RICE - Fox 39 yd field goal, 10:17
WF - Dortch 38 yd pass from Hartman (Sciba kick), 8:10
WF - Bassey 51 yd fumble recovery (Sciba kick), 5:25

3rd Quarter

RICE - Au. Walter 8 yd pass from Stankavage (Fox kick), 10:08
WF - Dortch 4 yd pass from Hartman (Sciba kick), 8:58
WF - Wade, Jr. 60 yd interception return (Murphy kick), 7:55
RICE - Au. Walter 38 yd run (Fox kick), 7:55

4th Quarter

RICE - Cephus 3 yd pass from Stankavage (Fox kick), 14:50

	RICE	WF
FIRST DOWNS	19	20
RUSHES-YARDS (NET)	44-267	41-171
PASSING YDS (NET)	103	243
Passes Comp-Att-Int	17-32-2	17-20-1
TOTAL OFFENSE PLAYS-YARDS	76-370	61-414
Fumble Returns-Yards	0-0	1-51
Punt Returns-Yards	0-0	2-14
Kickoff Returns-Yards	3-123	1-21
Interception Returns-Yards	1-0	2-103
Punts (Number-Avg)	6-39.3	4-45.2
Fumbles-Lost	1-1	1-1
Penalties-Yards	6-55	3-25
Possession Time	37:12	22:48
Third-Down Conversions	7 of 18	6 of 12
Fourth-Down Conversions	3 of 3	1 of 2
Red-Zone Scores-Chances	2-3	4-4
Sacks By: Number-Yards	1-5	0-0

RUSHING: RICE - Au. Walter 18-165; Gentosi 3-31; As. Walter 6-25; Stankavage 3-21; Esukpa 11-20; Ellerbe 3-5. WF - Beal-Smith 9-60; Carney 13-49; Colburn 8-34; Hinton 6-24; Hartman 2-4; Drawdy 3-1.

PASSING: RICE - Stankavage 17-32-103-2-2. WF - Hartman 15-17-241-4-0; Hinton 2-3-2-0-1.

RECEIVING: RICE - Au. Walter 5-32; Trammell 4-29; Cephus 4-27; Harmon 2-11; Bull 1-2; Cardwell 1-2. WF - Dortch 11-163; Freudenthal 2-53; Roberson 2-2; Surratt 1-17; Chapman 1-8.



GAME 6 CLEMSON 63, WAKE FOREST 3 OCTOBER 6, 2018 BB&T FIELD (31,608)

WINSTON-SALEM, N.C. – Wake Forest couldn't keep up with No. 4 Clemson on Saturday as the Tigers defeated the Demon Deacons 63-3 in front of 31,608 fans at BB&T Field.

Wake Forest (3-3, 0-2 ACC) held Clemson (6-0, 3-0 ACC) to just a touchdown in the first quarter but the Tigers scored 21 in the second quarter and held the Deacons from gaining any ground.

Clemson struck first with a 59-yard rushing touchdown from Travis Etienne midway through the first quarter. Etienne added a 3-yard rushing touchdown early in the second quarter as Clemson extended its lead to 14-0.

Clemson quarterback Trevor Lawrence added two touchdown passes in the first half with the Tigers leading 28-0 at halftime. Etienne had another big run of 70-yards to start the second half.

A promising drive for Wake Forest resulted in a field goal during the third quarter. Quarterback Kendall Hinton replaced Sam Hartman and rushed for 53-yards but was tripped up at the Clemson 9-yard line.

Leading 35-3, Adam Choice and Lyn-J Dixon for the Tigers had rushing touchdowns over 60-yards. Chase Brice passed for a Clemson touchdown and Dixon rushed for another score in the fourth as Clemson won 63-3.

Scoring	1	2	3	4	Total
Clemson	7	21	21	14	63
Wake Forest	0	0	3	0	3

1st Quarter

CU - Etienne 59 yd run (Huegel kick), 6:25

2nd Quarter

CU - Etienne 3 yd run (Huegel kick), 13:16
CU - Ross 55 yd pass from Lawrence (Huegel kick), 9:53
CU - Higgins 20 yd pass from Lawrence (Huegel kick), 0:30

3rd Quarter

CU - Etienne 70 yd run (Huegel kick), 13:45
WF - Sciba 25 yd field goal, 8:22
CU - Choice 64 yd run (Huegel kick), 4:41
CU - Dixon 65 yd run (Huegel kick), 2:21

4th Quarter

CU - Overton 2 yd pass from Brice (Potter kick), 10:08
CU - Dixon 52 yd run (Potter kick), 0:48


	CU	WF
FIRST DOWNS	22	11
RUSHES-YARDS (NET)	40-471	51-175
PASSING YDS (NET)	227	74
Passes Comp-Att-Int	25-30-0	7-27-1
TOTAL OFFENSE PLAYS-YARDS	70-698	78-248
Fumble Returns-Yards	0-0	0-0
Punt Returns-Yards	4-17	5-19
Kickoff Returns-Yards	0-0	1-25
Interception Returns-Yards	1-0	0-0
Punts (Number-Avg)	7-42.3	12-41.3
Fumbles-Lost	1-1	1-0
Penalties-Yards	3-28	5-55
Possession Time	29:42	30:18
Third-Down Conversions	5 of 15	5 of 21
Fourth-Down Conversions	1 of 1	0 of 2
Red-Zone Scores-Chances	3-3	1-2
Sacks By: Number-Yards	3-24	2-13

RUSHING: CU - Etienne 10-167; Dixon 10-163; Choice 10-128; Lawrence 6-5; Feaster 3-4; Batson 1-4. WF - Hinton 11-92; Beal-Smith 8-44; Colburn 12-27; Carney 6-18; Drawdy 5-7; Dortch 1-minus 5; Hartman 8-minus 8.

PASSING: CU - Lawrence 20-25-175-2-0; Brice 4-4-50-1-0; Renfrow 1-1-2-0-0. WF - Hartman 7-20-74-0-1; Hinton 0-5-0-0-0; Considine 0-2-0-0-0

RECEIVING: CU - Ross 5-74; Higgins 5-55; Renfrow 2-21; Rodgers 2-9; Swinney 2-7; Overton 2-5; Chase 2-6; Dixon 1-41; Thompson 1-5; Williams 1-4; Choice 1-3; Galloway 1-minus 2. WF - Dortch 3-37; Freudenthal 3-31; Bachman 1-6.

2018 GAME RECAPS



GAME 7 FLORIDA STATE 38, WAKE FOREST 17 OCTOBER 20, 2018 DOAK CAMPBELL STADIUM (67,274)

TALLAHASSEE, Fla. – The Wake Forest football team returned to action Saturday and suffered a 38-17 loss at Florida State. The Demon Deacons fall to 3-4 overall and 0-3 in the ACC with the loss, while the Seminoles improved to 4-3 and 2-3 in the conference.

Wake Forest started the game strong, taking an early 10-0 lead before Florida State answered with 38 straight points. Sam Hartman and Jamie Newman combined to throw for 273

yards as eight different Demon Deacon receivers made multiple receptions. Matt Colburn II ran for a team-high 71 yards.

Cameron Glenn and Justin Strnad each had 12 tackles to lead the Wake Forest defense.

The Demon Deacons took the opening kickoff and drove down the field with a 15-play, 61-yard drive to set up a 32-yard field goal from Nick Sciba to take an early lead. Later in the quarter, the Demon Deacons scored their first touchdown in Tallahassee in six games with a 9-yard pass from Hartman to Freudenthal to extend the score to 10-0. In the final minute of the first quarter, the Seminoles got on the board with a 3-yard run from Cam Akers to cut the lead to 10-7.

After the teams traded turnovers early in the second quarter, the Seminoles took advantage of a short field to take a 14-10 lead on a 2-yard touchdown run from Jacques Patrick. Florida State pushed the lead to 21-10 on a 33-yard touchdown pass to Nyqwan Murray late in the second quarter and took that advantage into halftime.

On the second play of the third quarter, Akers ran 58 yards for a touchdown to make the Florida State lead 28-10. A field goal extended the lead to 31-10 at the end of three quarters. The teams traded touchdowns in the fourth quarter. After Florida State's Tre'Shaun Harrison had a touchdown catch, the Deacs answered with a touchdown pass from Hartman to Sage Surratt.

Scoring	1	2	3	4	Total
Wake Forest	10	0	0	7	17
Florida State	7	14	10	7	38

1st Quarter

WF - Sciba 32 yd field goal, 11:54
WF - Freudenthal 9 yd pass from Hartman (Sciba kick), 6:00
FS - Akers 3 yd run (Aguayo kick), 0:24

2nd Quarter

FS - Patrick 2 yd run (Aguayo kick), 9:50
FS - Murray 33 yd pass from Francois (Aguayo kick), 2:01

3rd Quarter

FS - Akers 58 yd run (Aguayo kick), 14:30
FS - Aguayo 49 yd field goal, 11:19

4th Quarter

FS - Harrison 21 yd pass from Francois (Aguayo kick), 9:43
WF - Surratt 9 yd pass from Hartman (Sciba kick), 4:36

	WF	FS
FIRST DOWNS	24	20
RUSHES-YARDS (NET)	50-96	29-132
PASSING YDS (NET)	273	353
Passes Comp-Att-Int	25-54-1	29-41-0
TOTAL OFFENSE PLAYS-YARDS	104-369	70-485
Fumble Returns-Yards	0-0	0-0
Punt Returns-Yards	2-39	4-42
Kickoff Returns-Yards	0-0	2-45
Interception Returns-Yards	0-0	1-11
Punts (Number-Avg)	9-43.1	7-44.0
Fumbles-Lost	1-0	1-1
Penalties-Yards	5-65	6-55
Possession Time	31:17	28:43
Third-Down Conversions	8 of 24	8 of 18
Fourth-Down Conversions	2 of 5	1 of 1
Red-Zone Scores-Chances	3-3	2-2
Sacks By: Number-Yards	0-0	5-40

RUSHING: WF - Colburn 21-71; Carney 10-43; Beal-Smith 4-5; Delaney 2-2; Newman 4-minus 3; Hartman 9-minus 22. FS - Akers 13-98; Patrick 11-21; Rasul 2-10; Helton 1-2; Francois 2-1.

PASSING: WF - Hartman 22-46-227-2-1; Newman 3-8-46-0-0. FS - Francois 29-40-353-2-0; Matthews 0-1-0-0-0.

RECEIVING: WF - Washington 4-44; Colburn 4-42; Dortch 4-24; Roberson 3-57; Surratt 3-33; Bachman 3-32; Chapman 2-22; Freudenthal 2-19. FS - Murray 8-131; Matthews 5-40; Akers 3-28; Harrison 3-24; Gavin 2-67; Upshur 2-11; Helton 2-3; Terry 1-23; Wilson 1-10; Nabers 1-9; Patrick 1-7.



GAME 8 WAKE FOREST 56, LOUISVILLE 35 OCTOBER 27, 2018 CARDINAL STADIUM (49,603)

LOUISVILLE, KY. – The Wake Forest offense erupted for a season-high 591 total yards and seven touchdowns as the Demon Deacons routed Louisville 56-35 at Cardinal Stadium on Saturday, Oct. 27. The Deacs (4-4, 1-3 ACC) picked up their first ACC win of the season as they evened their overall record.

The 591 yards of total offense are tied for the sixth most in Wake Forest history. Of the 11 highest total offense performances in program history, six have come over the last two seasons.

Senior running back Matt Colburn II registered a career day with three touchdowns behind 243 rushing yards on 20 carries. It was the first three-rushing touchdown game for a Deacon since Cade Carney completed the feat at Duke in 2016. Colburn's 12.2 yards-per-carry average is the highest in school history for a running back on at least 20 carries and sixth-best overall.

Freshman quarterback Sam Hartman threw two touchdown passes and went 16-of-24 through the air. On the ground, the Deacs posted 368 yards and five touchdowns. Greg Dortch led the receiving corps with eight carries for 135 yards. Jack Freudenthal, Scotty Washington, Carney and Hartman all also found the end zone in the win for the Deacons.

Cameron Glenn and Justin Strnad led the Deacon defense with 13 tackles, including nine solo stops each. Strnad's 13 stops and nine solo tackles are both career highs, while Glenn tied his career mark. The defense also collected two sacks and seven TFLs, paced by Willie Yarbary and Carlos Basham, Jr. with 1.5 each.

Scoring	1	2	3	4	Total
Wake Forest	21	14	21	0	56
Louisville	7	14	14	0	35

1st Quarter

LOU - Smith 52 yd run (Creque kick), 12:39
WF - Freudenthal 28 yd pass from Hartman (Sciba kick), 11:01
WF - Hartman 12 yd run (Sciba kick), 6:16
WF - Washington 9 yd pass from Hartman (Sciba kick), 2:29

2nd Quarter

LOU - Smith 1 yd run (Creque kick), 9:50
WF - Colburn 74 yd run (Sciba kick), 9:34
WF - Basham 23 yd fumble recovery (Sciba kick), 9:20
LOU - Dawkins 19 yd pass from Pass (Creque kick), 0:53

3rd Quarter

WF - Colburn 56 yd run (Sciba kick), 13:49
LOU - Hall 12 yd run (Creque kick), 9:50
WF - Carney 1 yd run (Sciba kick), 6:40
WF - Colburn 12 yd run (Sciba kick), 3:41
LOU - Smith 2 yd run (Creque kick), 2:37

4th Quarter

No scoring

	WF	LOU
FIRST DOWNS	28	31
RUSHES-YARDS (NET)	48-368	36-174
PASSING YDS (NET)	223	358
Passes Comp-Att-Int	16-24-0	30-54-0
TOTAL OFFENSE PLAYS-YARDS	72-591	90-532
Fumble Returns-Yards	1-23	0-0
Punt Returns-Yards	0-0	1-45
Kickoff Returns-Yards	9-550	6-313
Interception Returns-Yards	0-0	0-0
Punts (Number-Avg)	4-38.2	4-37.2
Fumbles-Lost	0-0	1-1
Penalties-Yards	3-35	5-31
Possession Time	26:11	33:49
Third-Down Conversions	7 of 13	10 of 19
Fourth-Down Conversions	1 of 1	2 of 5
Red-Zone Scores-Chances	4-4	4-4
Sacks By: Number-Yards	2-11	1-5

RUSHING: WF - Colburn 20-243; Carney 14-83; Hartman 12-46; TM 2-minus 4. LOU - Smith 13-98; Hall 10-45; Pass 9-34; Cunningham 2-4; Riley 1-minus 2; TM 1-minus 5.

PASSING: WF - Hartman 16-24-223-2-0. LOU - Pass 30-54-358-1-0.

RECEIVING: WF - Dortch 8-135; Washington 4-31; Bachman 2-22; Freudenthal 1-28; Carney 1-7. LOU - Atwell 8-132; Smith 8-107; Dawkins 5-49; Fitzpatrick 2-16; Smith 2-14; Crum 2-14; Davis 1-17; Peete 1-7; Hall 1-2.

2018 GAME RECAPS



GAME 9 SYRACUSE 41, WAKE FOREST 24 NOVEMBER 3, 2018 BB&T FIELD (26,136)

WINSTON-SALEM, N.C. – No. 19 Syracuse defeated Wake Forest 41-24 on Saturday afternoon at BB&T Field in front of 26,136 fans on Homecoming Weekend. Wake Forest (4-5, 1-4 ACC) started the game on a 10-0 run but Syracuse (7-2, 4-2 ACC) scored four straight touchdowns while closing out any potential Demon Deacon rally thanks to winning the turnover battle, 3-0.

Cade Carney scored a 2-yard touchdown on the second possession of the day for Wake Forest. With the drive starting on the Syracuse 47-yard line, quarterback Sam Hartman led the Deacons on the drive which featured a nifty 24-yard pass to Greg Dortch.

Later in the first half, Dortch took a punt return 29 yards deep into Syracuse territory. Following a stop on third down, Nick Sciba booted a 22-yard field goal as the Deacons extended their lead to 10-0.

Syracuse scored on its next possession off an 8-yard rushing touchdown from Moe Neal. Jarveon Howard added a 1-yard touchdown for the Orange in the last minute of the first quarter as Syracuse led 14-10. Howard tacked on another 1-yard touchdown right before halftime as the Orange held a 21-10 advantage at the break.

The Orange scored early in the third quarter which pushed the lead to 28-10. The Deacons responded with a 20-yard touchdown pass to Scotty Washington. On the drive, Washington also had a key 27-yard catch on third down.

Leading 28-17, Syracuse scored on a quarterback scramble but Wake Forest again answered. Dortch caught three passes on the drive including an 8-yard touchdown catch narrowing the Orange lead to 35-24. A pair of field goals from Syracuse closed the game out with a 41-24 final.

Scoring	1	2	3	4	Total
Syracuse	14	7	14	6	41
Wake Forest	10	0	14	0	24

1st Quarter

WF - Carney 2 yd run (Sciba kick), 11:42
WF - Sciba 22 yd field goal, 6:12
SU - Neal 8 yd run (Szmyt kick), 4:17
SU - Howard 1 yd run (Szmyt kick), 0:52

2nd Quarter

SU - Howard 1 yd run (Szmyt kick), 0:58

3rd Quarter

SU - Elmore 5 yd run (Szmyt kick), 10:43
WF - Washington 20 yd pass from Hartman (Sciba kick), 8:57
SU - Dungey 26 yd run (Szmyt kick), 5:49
WF - Dortch 8 yd pass from Hartman (Sciba kick), 3:38

4th Quarter

SU - Szmyt 28 yd field goal, 11:55
SU - Szmyt 34 yd field goal, 7:01

	SU	WF
FIRST DOWNS	25	26
RUSHES-YARDS (NET)	60-264	44-159
PASSING YDS (NET)	157	275
Passes Comp-Att-Int	23-35-0	21-37-1
TOTAL OFFENSE PLAYS-YARDS	95-421	81-434
Fumble Returns-Yards	1-7	0-0
Punt Returns-Yards	3-13	5-51
Kickoff Returns-Yards	0-0	0-0
Interception Returns-Yards	1-0	0-0
Punts (Number-Avg)	7-41.1	7-40.3
Fumbles-Lost	0-0	2-2
Penalties-Yards	9-77	10-95
Possession Time	37:48	22:12
Third-Down Conversions	10 of 22	4 of 16
Fourth-Down Conversions	2 of 3	1 of 3
Red-Zone Scores-Chances	6-6	4-6
Sacks By: Number-Yards	5-28	3-14

RUSHING: SU - Dungey 24-119; Neal 11-67; Strickland 13-64; Howard 7-13; Elmore 2-6; TM 3-minus 4. WF - Colburn 15-67; Hartman 19-51; Carney 8-29; Beal-Smith 2-12.

PASSING: SU - Dungey 23-35-157-0-0. WF - Hartman 21-37-275-2-1.

RECEIVING: SU - Riley 8-64; Custis 5-62; Pierce 4-17; Johnson 3-6; Butler 1-6; Harris 1-3; Strickland 1-minus 1. WF - Dortch 9-95; Surratt 3-56; Washington 3-53; Bachman 3-47; Freudenthal 2-18; Beal-Smith 1-6.



GAME 10 WAKE FOREST 27, NC STATE 23 NOVEMBER 8, 2018 CARTER-FINLEY STADIUM (56,228)

RALEIGH, N.C. – Wake Forest completed a fourth quarter comeback with a touchdown pass from Jamie Newman to Jack Freudenthal in the final minute to upset No. 14 NC State 27-23 Thursday night at Carter-Finley Stadium. The Demon Deacons (5-5, 2-4 ACC) erased a 10-point deficit in the final period as they posted their first ranked road win since 2008.

The comeback marked the first time since 2007 that Wake Forest rallied from down double digits in the fourth quarter to win. The victory was also the Deacs' first win in Raleigh since 2006 and their first over a ranked foe on the road since a 12-3 victory at No. 24 Florida State in 2008.

Newman, making his first career start, went 22-of-33 for 297 yards and three touchdowns, including two in the fourth quarter comeback. Sage Surratt made eight catches for 109 yards and Greg Dortch had six catches for 75 yards to lead the wide receiver corps. Cade Carney led the rushing attack with 68 yards on 12 carries.

The Wake Forest defense was led by Amari Henderson, who recorded a career-high 14 tackles to go with two pass breakups. Cameron Glenn had 11 tackles, including a career-high four tackles for loss and his first career sack.

The victory gives Wake Forest a ranked win for the third consecutive season, tying the longest such streak in school history. The Demon Deacons also defeated ranked teams three straight years from 2006-08.

Scoring	1	2	3	4	Total
Wake Forest	0	3	10	14	27
NC State	6	7	3	7	23

1st Quarter

ST - Dunn 29 yd field goal, 12:42
ST - Dunn 23 yd field goal, 0:52

2nd Quarter

WF - Sciba 47 yd field goal, 9:47
ST - Finley 2 yd run (Dunn kick), 4:36

3rd Quarter

WF - Sciba 34 yd field goal, 11:47
ST - Dunn 23 yd field goal, 3:40
WF - Bachman 38 yd pass from Newman (Sciba kick), 2:05

4th Quarter

ST - Emezie 35 yd pass from Finley (Dunn kick), 14:53
WF - Dortch 19 yd pass from Newman (Sciba kick), 6:07
WF - Freudenthal 32 yd pass from Newman (Sciba kick), 0:30

	WF	ST
FIRST DOWNS	22	23
RUSHES-YARDS (NET)	38-138	27-47
PASSING YDS (NET)	297	374
Passes Comp-Att-Int	22-33-0	35-53-1
TOTAL OFFENSE PLAYS-YARDS	71-435	80-421
Fumble Returns-Yards	0-0	0-0
Punt Returns-Yards	2-minus 1	1-6
Kickoff Returns-Yards	3-39	4-93
Interception Returns-Yards	1-8	0-0
Punts (Number-Avg)	5-35.8	5-39.6
Fumbles-Lost	1-1	1-0
Penalties-Yards	5-50	6-55
Possession Time	28:12	31:48
Third-Down Conversions	8 of 16	6 of 16
Fourth-Down Conversions	0 of 1	0 of 2
Red-Zone Scores-Chances	2-2	4-5
Sacks By: Number-Yards	1-6	4-9

RUSHING: WF - Carney 12-68; Newman 13-44; Colburn 11-28; Beal-Smith 2-minus 2. ST - Gallaspy 14-36; Person 6-13; Meyers 1-1; Finley 6-minus 3.

PASSING: WF - Newman 22-33-297-3-0; ST - Finley 35-52-374-1-1; Meyers 0-1-0-0-0.

RECEIVING: WF - Surratt 8-109; Dortch 6-75; Bachman 4-59; Washington 2-14; Freudenthal 1-32; Chapman 1-8. ST - Harmon 15-134; Meyers 10-117; Emezie 5-83; Riley 3-16; Thomas 1-22; Person 1-2.

2018 GAME RECAPS



GAME 11 PITTSBURGH 34, WAKE FOREST 13 NOVEMBER 17, 2018 BB&T FIELD (25,609)

WINSTON-SALEM, N.C. – Wake Forest fell to Pitt on Saturday by a score of 34-13 at BB&T Field in front of an announced attendance of 25,609.

The Demon Deacons (5-6, 2-5 ACC) led the Panthers (7-4, 6-1 ACC) at halftime 10-6 but couldn't keep up with Pitt in the second half. The visiting Panthers scored four touchdowns in the second half while holding Wake Forest to just a field goal. Pittsburgh clinched a spot in the ACC Championship game with the victory.

Nick Sciba booted a 32-yard field goal to put Wake Forest up 3-0 early in the first quarter. Pitt's Darrin Hall scored a 2-yard touchdown in the latter moments of the second quarter but the extra point was blocked by Carlos Basham, Jr. as the Panthers led 6-3.

Wake Forest answered with a 20-yard pass from Jamie Newman to Alex Bachman as the Deacs led 10-6 heading into halftime.

Pitt retook the lead in the third quarter on a 4-yard touchdown catch from Rafael Araujo-Lopes. A 63-yard touchdown pass from the Panthers extended the Pitt's lead to 20-10 heading into the fourth quarter.

Early in the fourth quarter, Wake Forest drove down to the Pitt 1-yard line but was held to a 20-yard Sciba field goal. Leading 20-13, Pitt added a 23-yard touchdown as the Panthers held a two-score advantage halfway through the fourth quarter. Left tackle Stefano Millin scored on a 6-yard run on a bubble screen as the Panthers closed out the game 34-13.

Scoring	1	2	3	4	Total
Pittsburgh	0	6	14	14	34
Wake Forest	3	7	0	3	13

1st Quarter

WF - Sciba 32 yd field goal, 10:50

2nd Quarter

UP - Hall 2 yd run (Kessman kick blocked), 4:03
WF - Bachman 28 yd pass from Newman (Sciba kick), 1:32

3rd Quarter

UP - Araujo-Lopes 4 yd pass from Pickett (Kessman kick), 4:03
UP - Mack 63 yd pass from Pickett (Kessman kick), 1:14

4th Quarter


WF - Sciba 20 yd field goal, 12:30
UP - Ffrench 23 yd pass from Pickett (Kessman kick), 7:27
UP - Millin 6 yd run (Kessman kick), 3:22

	UP	WF
FIRST DOWNS	20	16
RUSHES-YARDS (NET)	154	79
PASSING YDS (NET)	157	275
Passes Comp-Att-Int	23-30-0	15-30-2
TOTAL OFFENSE PLAYS-YARDS	77-470	58-285
Fumble Returns-Yards	0-0	0-0
Punt Returns-Yards	1-1	2-17
Kickoff Returns-Yards	1-22	1-23
Interception Returns-Yards	2-25	0-0
Punts (Number-Avg)	5-51.6	5-42.8
Fumbles-Lost	1-0	0-0
Penalties-Yards	10-78	1-15
Possession Time	39:31	20:29
Third-Down Conversions	11 of 18	4 of 12
Fourth-Down Conversions	1 of 2	1 of 1
Red-Zone Scores-Chances	4 of 4	2 of 2
Sacks By: Number-Yards	2-11	2-12

RUSHING: UP - Ollison 18-52; Hall 13-44; Carter 5-33; Araujo-Lopes 1-11; Pickett 8-6; Millin 1-6; Aston 1-2. WF - Carney 16-62; Delaney 7-23; Beal-Smith 1-3; TM 1-minus 1; Newman 3-minus 8.

PASSING: UP - Pickett 23-30-316-3-0. WF - Newman 15-30-206-1-2

RECEIVING: UP - Ffrench 6-76; Araujo-Lopes 6-73; Mack 3-105; Hall 3-13; Tipton 2-22; Medure 2-14; Mathews 1-13. WF - Bachman 4-60; Dortch 4-33; Surratt 3-67; Chapman 3-36; Washington 1-10.



GAME 12 WAKE FOREST 59, DUKE 7 NOVEMBER 24, 2018 WALLACE WADE STADIUM (20,782)

DURHAM, N.C. – Wake Forest clinched bowl eligibility with an emphatic 59-7 victory over Duke at Wallace Wade Stadium. The Demon Deacons (6-6, 3-5 ACC) posted their most-lopsided victory of the ACC era and the largest overall since 1945. The loss was the Blue Devils' (7-5, 3-5) most lopsided defeat since 1990. With the victory, Wake Forest clinched bowl eligibility

for the third consecutive season.

The Deacs scored 59 points, their seventh 50-point game of the past two seasons, while accumulating 517 yards of total offense. Jamie Newman threw for 177 yards and four touchdowns to four different receivers, while Cade Carney set career highs of 31 carries and 223 yards rushing.

Greg Dortch had 10 catches for 124 yards, becoming the fifth Wake Forest receiver to have a 1,000 yard season. His 1,078 yards on the season rank second in school history, behind Chris Givens' school-record 1,330 yard campaign in 2011.

The Wake Forest defense forced a season-high four turnovers while holding Duke to seven points and 251 yards of total offense, both season lows for Deacon opponents.

Scoring	1	2	3	4	Total
Wake Forest	21	10	14	14	59
Duke	0	7	0	0	7

1st Quarter

WF - Carney 5 run (Sciba kick), 12:11
WF - Dortch 15 yd pass from Newman (Sciba kick), 7:02
WF - Washington 9 pass from Newman (Sciba kick), 1:29

2nd Quarter

DU - Jackson 6 pass from Jones (Wareham kick), 12:48
WF - Greer 20 interception return (Sciba kick), 4:10
WF - Sciba 20 field goal, 0:00

3rd Quarter

WF - Bachman 6 pass from Newman (Sciba kick), 9:54
WF - Surratt 9 pass from Newman (Sciba kick), 1:24

4th Quarter

WF - Carney 12 run (Sciba kick), 10:15
WF - Hinton 11 run (Murphy kick), 4:20


	WF	DU
FIRST DOWNS	29	16
RUSHES-YARDS (NET)	57-340	34-106
PASSING YDS (NET)	177	145
Passes Comp-Att-Int	18-23-0	17-36-1
TOTAL OFFENSE PLAYS-YARDS	80-517	70-251
Fumble Returns-Yards	0-0	0-0
Punt Returns-Yards	1-6	2-15
Kickoff Returns-Yards	2-42	8-148
Interception Returns-Yards	1-20	0-0
Punts (Number-Avg)	6-39.5	9-38.6
Fumbles-Lost	0-0	4-3
Penalties-Yards	4-30	3-25
Possession Time	37:21	22:39
Third-Down Conversions	12 of 18	6 of 17
Fourth-Down Conversions	0 of 0	1 of 1
Red-Zone Scores-Chances	8 of 8	1 of 1
Sacks By: Number-Yards	2-12	2-9

RUSHING: WF - Carney 31-223; Newman 13-50; Hinton 4-29; Delaney 2-16; Dortch 2-15; Beal-Smith 5-7. DU - Pierre 2-37; Jackson 8-30; Durant 5-22; Carter 5-16; Rahming 3-10; Brown 4-3; Harris 1-minus 3; Jones 6-minus 9.

PASSING: WF - Newman 18-23-177-4-0. DU - Jones 17-36-145-1-1.

RECEIVING: WF - Dortch 10-124; Surratt 3-23; Bachman 3-16; Washington 2-14. DU - Jackson 7-45; Gray 2-22; Helm 2-20; Lloyd 2-13; Taylor 2-10; Bobo 1-20; Rahming 1-15.

2018 GAME RECAPS



GAME 13 WAKE FOREST 37, MEMPHIS 34 DECEMBER 22, 2018 LEGION FIELD (25,717)

BIRMINGHAM, Ala. – Jamie Newman engineered his second last-second comeback victory in four starts as Wake Forest won its third straight bowl game with a 37-34 victory over Memphis in the Jared Birmingham Bowl.

Memphis led 34-30 with 1:15 remaining in the game. The Deacons started their final drive of the day at their own 25 as Newman drove them to the one-yard line behind completions of 49 and 20 yards to senior Alex Bachman, the

latter giving Wake Forest a first and goal at the Memphis one. Newman scored the final touchdown, his third of the game, on a 1-yard run with 34 seconds left to play.

Wake Forest had to overcome a 28-10 deficit after the Tigers returned an interception and a kickoff for touchdowns in the second quarter.

The Deacons rallied, as they did all season, scoring 20 unanswered points to take a 30-28 lead late in the third quarter behind a pair of Newman touchdown runs of 1 and 17 yards.

Newman earned MVP honors while Bachman finished with seven receptions for a career-high 171 yards. Freshman Nick Sciba was perfect on three field goal attempts including a career-long of 49 yards and contributed 13 of Wake Forest's 37 points. Junior Justin Strnad led the defense with 11 tackles and senior Demetrius Kemp recorded Wake Forest's lone interception.

Scoring	1	2	3	4	Total
Memphis	14	14	0	6	34
Wake Forest	7	17	6	7	37

1st Quarter

WF - Surratt 9 pass from Newman (Sciba kick), 12:28 in 1st
 UM - Pollard 41 run (Paterson kick), 10:06 in 1st
 UM - Taylor 1 pass from White (Patterson kick), 3:28 in 1st

2nd Quarter

UM - Claybrooks 37 interception return (Patterson kick), 14:49 in 2nd
 WF - Sciba 36 field goal, 11:16 in 2nd
 UM - Pollard 97 kickoff return (Patterson kick), 11:04 in 2nd
 WF - Newman 1 run (Sciba kick), 7:09 in 2nd
 WF - Newman 17 run (Sciba kick), 5:33 in 2nd

3rd Quarter

WF - Sciba 49 field goal, 7:41 in 3rd
 WF - Sciba 39 field goal, 3:49 in 3rd

4th Quarter


UM - Taylor 9 run (pass failed), 1:15 in 4th
 WF - Newman 1 run (Sciba kick), :34 in 4th

	MEM	WF
FIRST DOWNS	22	26
RUSHES-YARDS (NET)	53-207	50-201
PASSING YDS (NET)	171	328
Passes Comp-Att-Int	15-29-1	22-40-1
TOTAL OFFENSE PLAYS-YARDS	82-378	90-529
Fumble Returns-Yards	0-0	0-0
Punt Returns-Yards	2-6	1-5
Kickoff Returns-Yards	7-215	0-0
Interception Returns-Yards	1-37	1-2
Punts (Number-Avg)	8-45.0	6-46.0
Fumbles-Lost	0-0	0-0
Penalties-Yards	3-20	7-50
Possession Time	30:38	29:22
Third-Down Conversions	6 of 16	6 of 19
Fourth-Down Conversions	1 of 2	2 of 3
Red-Zone Scores-Chances	2 of 3	5 of 5
Sacks By: Number-Yards	2-13	3-18

RUSHING: WF - Newman 23-91; Colburn 14-61; Carney 12-51; Team 1- minus 2. UM - Taylor 30-110; Pollard 17-109; White 6-minus 12.

PASSING: WF - Newman 22-40-1-328-1. UM - White 15-27-1-171-1; Williams, A. - 0-1-0-0-0; Williams, J. - 0-1-0-0-0

RECEIVING: WF - Bachman 7-171; Hinton 3-38; Colburn 3-13; Washington 2-53; Robertson 2-15; Surratt 2-13; Freudenthal 1-13; Carney 1-11; Chapman 1-1. UM - Coxie 6-70; Williams, J. 3-17; Magnifico 2-49; Slade 2-9; Craft 1-25; Taylor 1-1.



ALL-TIME RESULTS

Year	Coach	OVERALL RECORD		SOCON/ACC RECORD		
		W-L-T	Pct	W-L-T	Pct	Place
1888	W.C. Dowd*	1-0-0	1.000			
1889	W.C. Riddick	3-3-0	.500			
1890	No team					
1891	W.E. Sikes	1-0-0	1.000			
1892	W.E. Sikes	4-0-1	.900			
1893	W.E. Sikes	1-2-0	.333			
1894	No team					
1895	Unknown	0-0-1	.000			
1896-07	No team					
1908	A.P. Hall, Jr.	1-4-0	.250			
1909	A.T. Myers	2-4-0	.333			
1910	Reddy Rowe	2-7-0	.222			
1911	Frank Thompson	3-5-0	.375			
1912	Frank Thompson	2-6-0	.250			
1913	Frank Thompson	0-8-0	.000			
1914	Dr. W.C. Smith	3-6-0	.333			
1915	Dr. W.C. Smith	3-4-0	.429			
1916	G.M. Billings	3-3-0	.500			
1917	E.T. MacDonnell	1-6-1	.188			
1918	Harry Rabenhorst*	1-2-0	.333			
1919	Harry Rabenhorst*	2-6-0	.250			
1920	J.L. White	2-7-0	.222			
1921	J.L. White	2-8-0	.200			
1922	George Levene	3-5-2	.211			
1923	Hank Garrity	6-3-0	.667			
1924	Hank Garrity	7-2-0	.778			
1925	Hank Garrity	6-2-1	.722			
1926	James Baldwin	5-4-1	.550			
1927	James Baldwin	2-6-2	.300			
1928	Stanley B. Cofall	2-6-2	.300			
1929	F.S. Miller	6-5-1	.542			
1930	F.S. Miller	5-3-1	.611			
1931	F.S. Miller	4-4-0	.500			
1932	F.S. Miller	3-3-2	.500			
1933	James H. Weaver	0-5-1	.083			
1934	James H. Weaver	3-7-0	.300			
1935	James H. Weaver	2-7-0	.222			
1936	James H. Weaver	5-4-0	.555	2-3-0	.400	9th
1937	D.C. Walker	3-6-0	.336	1-4-0	.200	14th
1938	D.C. Walker	4-5-1	.450	3-4-1	.438	9th
1939	D.C. Walker	7-3-0	.700	3-3-0	.500	t-6th
1940	D.C. Walker	7-3-0	.700	4-2-0	.667	3rd
1941	D.C. Walker	5-5-1	.500	4-2-1	.643	7th
1942	D.C. Walker	6-2-1	.722	6-1-1	.813	3rd
1943	D.C. Walker	4-5-0	.444	3-2-0	.600	4th
1944	D.C. Walker	8-1-0	.889	6-1-0	.857	2nd
1945	D.C. Walker	5-3-1	.611	4-1-1	.642	2nd
1946	D.C. Walker	6-3-0	.667	2-3-0	.400	t-10th
1947	D.C. Walker	6-4-0	.600	3-4-0	.429	10th
1948	D.C. Walker	6-4-0	.600	5-2-0	.714	5th
1949	D.C. Walker	4-6-0	.400	3-3-0	.500	t-9th
1950	D.C. Walker	6-1-2	.778	6-1-1	.813	4th
1951	Tom Rogers	6-4-0	.600	5-3-0	.625	t-7th
1952	Tom Rogers	5-4-1	.550	5-1-0	.833	t-2nd
1953	Tom Rogers	3-6-1	.350	2-3-0	.400	t-3rd
1954	Tom Rogers	2-7-1	.250	1-4-1	.250	6th
1955	Tom Rogers	5-4-1	.550	3-3-1	.500	5th

* Denotes Head Coach and Team Captain

+ Beginning in 2005, the ACC split into two divisions for football
Member of the Southern Conference from 1936-52

Year	Coach	OVERALL RECORD		ACC RECORD		
		W-L-T	Pct	W-L-T	Pct	Place
1956	Paul Amen	2-5-3	.350	1-5-1	.214	7th
1957	Paul Amen	0-10-0	.000	0-7-0	.000	8th
1958	Paul Amen	3-7-0	.300	2-4-0	.333	6th
1959	Paul Amen	6-4-0	.600	4-3-0	.571	4th
1960	Billy Hildebrand	2-8-0	.200	2-5-0	.286	7th
1961	Billy Hildebrand	4-6-0	.400	3-4-0	.429	t-5th
1962	Billy Hildebrand	0-10-0	.000	0-7-0	.000	8th
1963	Billy Hildebrand	1-9-0	.100	1-5-0	.167	7th
1964	Bill Tate	5-5-0	.500	4-3-0	.571	t-3rd
1965	Bill Tate	3-7-0	.300	1-5-0	.167	8th
1966	Bill Tate	3-7-0	.300	2-4-0	.333	6th
1967	Bill Tate	4-6-0	.400	3-4-0	.429	5th
1968	Bill Tate	2-7-1	.250	2-3-1	.417	6th
1969	Cal Stoll	3-7-0	.300	2-5-0	.286	7th
1970	Cal Stoll	6-5-0	.545	5-1-0	.833	1st
1971	Cal Stoll	6-5-0	.545	2-3-0	.400	t-3rd
1972	Tom Harper	2-9-0	.182	1-5-0	.167	7th
1973	Chuck Mills	1-9-1	.136	0-5-1	.083	7th
1974	Chuck Mills	1-10-0	.091	0-6-0	.000	7th
1975	Chuck Mills	3-8-0	.273	3-3-0	.500	4th
1976	Chuck Mills	5-6-0	.455	3-3-0	.500	3rd
1977	Chuck Mills	1-10-0	.091	0-6-0	.000	7th
1978	John Mackovic	1-10-0	.091	1-5-0	.167	6th
1979	John Mackovic	8-4-0	.667	4-2-0	.667	t-2nd
1980	John Mackovic	5-6-0	.455	2-4-0	.333	t-4th
1981	Al Groh	4-7-0	.364	1-5-0	.167	6th
1982	Al Groh	3-8-0	.273	0-6-0	.000	7th
1983	Al Groh	4-7-0	.364	1-5-0	.167	t-6th
1984	Al Groh	6-5-0	.545	3-3-0	.500	4th
1985	Al Groh	4-7-0	.364	1-6-0	.143	8th
1986	Al Groh	5-6-0	.455	2-5-0	.286	8th
1987	Bill Dooley	7-4-0	.636	4-3-0	.571	t-3rd
1988	Bill Dooley	6-4-1	.591	4-3-0	.571	t-4th
1989	Bill Dooley	2-8-1	.277	1-6-0	.143	7th
1990	Bill Dooley	3-8-0	.273	0-7-0	.000	8th
1991	Bill Dooley	3-8-0	.273	1-6-0	.143	t-7th
1992	Bill Dooley	8-4-0	.667	4-4-0	.500	t-4th
1993	Jim Caldwell	2-9-0	.182	1-7-0	.125	9th
1994	Jim Caldwell	3-8-0	.273	1-7-0	.125	8th
1995	Jim Caldwell	1-10-0	.091	0-8-0	.000	9th
1996	Jim Caldwell	3-8-0	.273	1-7-0	.125	8th
1997	Jim Caldwell	5-6-0	.455	3-5-0	.375	t-6th
1998	Jim Caldwell	3-8-0	.273	2-6-0	.250	t-6th
1999	Jim Caldwell	7-5-0	.583	3-5-0	.375	t-5th
2000	Jim Caldwell	2-9	.182	1-7	.125	8th
2001	Jim Grobe	6-5	.545	3-5	.375	7th
2002	Jim Grobe	7-6	.538	3-5	.375	7th
2003	Jim Grobe	5-7	.417	3-5	.375	7th
2004	Jim Grobe	4-7	.364	1-7	.125	t-10th
2005	Jim Grobe	4-7	.364	3-5	.375	t-4th+
2006	Jim Grobe	11-3	.786	6-2	.750	1st
2007	Jim Grobe	9-4	.692	5-3	.625	t-2nd
2008	Jim Grobe	8-5	.615	4-4	.500	t-3rd
2009	Jim Grobe	5-7	.416	3-5	.375	4th
2010	Jim Grobe	3-9	.250	1-7	.125	6th
2011	Jim Grobe	6-7	.462	5-3	.625	t-2nd
2012	Jim Grobe	5-7	.417	3-5	.375	4th
2013	Jim Grobe	4-8	.333	2-6	.250	6th
2014	Dave Clawson	3-9	.250	1-7	.125	t-6th
2015	Dave Clawson	3-9	.250	1-7	.125	6th
2016	Dave Clawson	7-6	.528	3-5	.375	t-4th
2017	Dave Clawson	8-5	.615	4-4	.500	t-3rd
2018	Dave Clawson	7-6	.528	3-5	.375	t-5th

Totals (116 seasons) 457-660-33 .417 142-318-5 .311

PASSING

SINGLE GAME PASS ATTEMPTS (COMPLETIONS)

- Rusty LaRue at Duke (10/28/95)**78 (55)
- Rusty LaRue vs. NC State (11/18/95)67 (50)
- Rusty LaRue vs. Georgia Tech (11/4/95)65 (41)
- Gary Schofield at Maryland (10/16/82)65 (40)
- Gary Schofield vs. Maryland (10/17/81)62 (43)
- Mike Elkins at NC State (9/20/86)58 (35)
- Tanner Price vs. Boston College (11/3/12)57 (39)
- Brian Kuklick at NC State (11/23/96)57 (28)
- Tanner Price at Syracuse (11/2/2013)54 (22)
- Rusty LaRue vs. Navy (10/9/10)53 (37)

** - ACC Record/3rd highest in NCAA history

SINGLE GAME COMPLETIONS (ATTEMPTS)

- Rusty LaRue at Duke (10/28/95)***55 (78)
- Rusty LaRue vs. NC State (11/18/95)50 (67)
- Gary Schofield vs. Maryland (10/17/81)43 (62)
- Rusty LaRue vs. Georgia Tech (11/4/95)41 (65)
- Gary Schofield at Maryland (10/16/82)40 (65)
- Tanner Price vs. Boston College (11/3/12)39 (57)
- Tanner Price vs. Navy (10/9/10)37 (53)
- Mike Elkins at NC State (9/20/86)35 (58)
- John Wolford vs. Texas A&M (12/29/17)32 (49)
- Riley Skinner vs. Ole Miss (9/6/08)32 (43)

*** - ACC Record/NCAA Record

SINGLE GAME PASSING YARDS

- Rusty LaRue vs. NC State (11/18/95)545
- Gary Schofield vs. Maryland (10/17/81)504
- Rusty LaRue vs. Georgia Tech (11/4/95)501
- Rusty LaRue at Duke (10/28/95)478
- John Wolford vs. Louisville (10/28/17)461
- Jay Venuto at South Carolina (11/15/80)447
- Mike Elkins at NC State (9/20/86)429
- Brian Kuklick at NC State (11/7/98)421
- John Wolford vs. Texas A&M (12/29/17)400
- 10. Sam Hartman at Tulane (8/30/18)378**

MOST TOUCHDOWN PASSES

Game: 5, John Wolford vs. Louisville (10/28/17)
5, Riley Skinner at Duke (11/28/09)
4, Sam Hartman vs. Rice (9/29/18)
4, John Wolford vs. Texas A&M (12/29/17)
4, Riley Skinner vs. Maryland (10/10/09)
4, Rusty LaRue at Duke (10/28/95)
4, Phil Barnhill vs. Tulsa (11/11/89)
4, Jay Venuto at South Carolina (11/15/80)

MOST CONSECUTIVE GAMES WITH A TOUCHDOWN PASS

11 Brian Kuklick, 1996-97 (last 2 of 1996, first 9 of 1997)

MOST GAMES WITH MULTIPLE TD PASSES

10 John Wolford, 2017 (last 7 games of 2017)

MOST CONSECUTIVE GAMES WITH MULTIPLE TD PASSES

7 John Wolford, 2017 (last 7 games of 2017)

BEST COMPLETION PERCENTAGE

Game: 1.000 (11-11), Riley Skinner vs. Navy (12/20/08)
(min. 15 atts) **.882 (15-17), Sam Hartman vs. Rice (9/29/18)**
(min. 20 atts) .848 (28-33), Jay Venuto vs. East Carolina (9/22/79)

MOST PASSES ATTEMPTED, HALF

56 Rusty LaRue vs. Duke (10/28/95) (completed 41) (2H)

MOST PASSES COMPLETED, HALF

41 Rusty LaRue vs. Duke (10/28/95) (attempted 56) (2H)

MOST PASSES HAD INTERCEPTED

Game: 7, Red Cochran vs. Texas Tech at Charlotte (11/29/41)
Season: 25, Freddie Summers (1968)
Career: 52, Gary Schofield (1981-83)

CONSECUTIVE PASSES WITHOUT AN INTERCEPTION

Game: 53, Tanner Price, Navy (10/9/10)
Season: 166, Tanner Price (2012)
Career: 181, Tanner Price (2011-12)

SEASON PASS ATTEMPTS

- Tanner Price (2011)422
- Rusty LaRue (1995)421
- Jay Venuto (1980)413
- Tanner Price (2012)410
- Gary Schofield (1981)404
- Riley Skinner (2009)400
- Brian Kuklick (1996)396
- Brian Kuklick (1998)396
- Mike Elkins (1986)380
- Tanner Price (2013)378



Riley Skinner

CAREER PASSING LEADERS

	Years	Comp/Att	Pct	Yards	TD	
1.	Riley Skinner	2006-09	903-1349	66.9	9,762	60
2.	Tanner Price	2010-13	824-1451	56.8	8,899	52
3.	John Wolford	2014-17	761-1273	59.8	8,794	59
4.	Brian Kuklick	1994-98	665-1230	54.1	8,017	44
5.	Mike Elkins	1985-88	609-1109	54.9	7,304	43
6.	Gary Schofield	1981-83	637-1113	57.2	7,205	44
7.	Jay Venuto	1979-80	412-780	53.1	5,056	37
8.	Rusty LaRue	1992-95	472-786	60.1	5,016	23
9.	Keith West	1989-92	365-683	53.4	4,748	28
10.	James MacPherson	1999-02	349-639	54.6	4,716	16
11.	Norm Snead	1958-60	272-601	45.3	4,040	27
12.	Phil Barnhill	1987-90	310-656	47.3	3,931	23
13.	Cory Randolph	2002-05	331-572	57.9	3,899	16
14.	Mike McGlamry	1974-77	309-610	50.7	3,684	17
15.	Foy White	1983-85	281-474	59.3	2,900	26
16.	Ben Sankey	1996-99	238-405	58.8	2,750	15
17.	Freddie Summers	1967-68	202-409	49.4	2,573	11
18.	Nick Sacrinty	1943,45-46	152-339	44.8	2,563	17
19.	Sam Hartman	2018-SA	161-291	55.3	1,984	16
20.	John Mackovic	1962-64	147-331	44.4	1,950	6

SEASON PASS COMPLETIONS

- Riley Skinner (2009)264
- Rusty LaRue (1995)264
- Tanner Price (2011)253
- Gary Schofield (1981)241
- John Wolford (2017)239
- Riley Skinner (2007)236
- Riley Skinner (2008)232
- Tanner Price (2012)228
- Brian Kuklick (1998)216
- Jay Venuto (1980)214
- John Wolford (2014)214

SEASON PASSING YARDS

- John Wolford (2017)3,192
- Riley Skinner (2009)3,160
- Tanner Price (2011)3,017
- Rusty LaRue (1995)2,775
- Brian Kuklick (1998)2,683
- Jay Venuto (1980)2,624
- Gary Schofield (1981)2,572
- Mike Elkins (1986)2,541
- Brian Kuklick (1996)2,526
- Phil Barnhill (1989)2,454

SEASON PASSING TOUCHDOWNS

- John Wolford (2017)29
- Riley Skinner (2009)26
- Jay Venuto (1980)21
- Tanner Price (2011)20
- Gary Schofield (1981)18
- Mike Elkins (1986)17
- Phil Barnhill (1989)17
- Rusty LaRue (1995)17
- Jay Venuto (1979)16
- Gary Schofield (1983)16
- Sam Hartman (2018)16**

SEASON COMPLETION PCT. (MIN. 100 ATT.)

- Riley Skinner (2007)72.4 (236-326)
- Riley Skinner (2009)66.0 (264-400)
- Riley Skinner (2006)65.8 (171-260)
- Cory Randolph (2005)64.9 (85-131)
- Riley Skinner (2008)63.9 (232-363)
- Foy White (1985)62.9 (132-210)
- Rusty LaRue (1995)62.7 (264-421)
- John Wolford (2015)60.94 (142-233)
- Brian Kuklick (1997)60.90 (190-312)
- Tanner Price (2011)60.0 (253-422)

SEASON PASSING EFFICIENCY

- John Wolford (2017)158.0
- Riley Skinner (2009)147.8
- Riley Skinner (2006)139.6
- Jamie Newman (2018)139.5
- Mike Elkins (1988)134.4
- Riley Skinner (2007)133.4
- Tanner Price (2011)132.8
- James MacPherson (2002)132.6
- Foy White (1985)132.0
- John Wolford (2015)128.8

CAREER PASS ATTEMPTS

- Tanner Price (2010-13)1,451
- Riley Skinner (2006-09)1,349
- John Wolford (2014-17)1,273
- Brian Kuklick (1994-98)1,230
- Gary Schofield (1981-83)1,113
- Mike Elkins (1985-88)1,109
- Rusty LaRue (1992-95)786
- Jay Venuto (1979-80)780
- Keith West (1989-92)683
- Phil Barnhill (1987-90)656

CAREER PASS COMPLETIONS

- Riley Skinner (2006-09)903
- Tanner Price (2010-13)824
- John Wolford (2014-17)761
- Brian Kuklick (1994-98)665
- Gary Schofield (1981-83)637
- Mike Elkins (1985-88)609
- Rusty LaRue (1992-95)472
- Jay Venuto (1979-80)412
- Keith West (1989-92)365
- James MacPherson (1999-02)349

CAREER PASSING TOUCHDOWNS

- Riley Skinner (2006-09)60
- John Wolford (2014-17)59
- Tanner Price (2010-13)52
- Gary Schofield (1981-83)44
- Brian Kuklick (1994-98)44
- Mike Elkins (1985-88)43
- Jay Venuto (1979-80)37
- Keith West (1989-92)28
- Norm Snead (1958-60)27
- Foy White (1983-85)26

CAREER COMPLETION PCT. (MIN. 150 ATT.)

- Riley Skinner (2006-09)66.9 (903-1,349)
- Rusty LaRue (1992-95)60.1 (472-786)
- John Wolford (2014-17)59.8 (761-1,273)
- Foy White (1983-85)59.28 (281-474)
- Ben Sankey (1996-99)58.8 (238-405)
- Cory Randolph (2002-05)57.9 (331-572)
- Gary Schofield (1981-83)57.2 (637-1,113)
- David Webber (1978-81)56.9 (149-262)
- Tanner Price (2010-13)56.8 (824-1,451)
- Jim Kemp (1991-93)56.0 (131-234)

CAREER PASSING EFFICIENCY (MIN. 150 ATT.)

- Riley Skinner (2006-09)136.92
- John Wolford (2014-17)126.66
- Foy White (1983-85)123.29
- Ben Sankey (1996-99)120.12
- James MacPherson (1999-02)118.30
- Cory Randolph (2002-05)117.36
- Rusty LaRue (1992-95)116.44
- Keith West (1989-92)116.29
- Tanner Price (2010-13)115.86
- Gary Schofield (1981-83)115.31

RUSHING

SINGLE GAME RUSHING ATTEMPTS

1.	John Leach vs. Maryland (11/20/93)	46
2.	James McDougald vs. Clemson (10/9/76)	45
3.	Michael Ramseur vs. App. St. (9/25/82)	42
4.	Morgan Kane vs. Georgia Tech (11/20/99)	39
5.	James McDougald vs. Virginia (10/23/76)	37
6.	Chris Barclay vs. NC State (10/22/05)	36
	Tarence Williams at East Carolina (9/1/01)	36
	Brian Piccolo vs. Duke (11/7/64)	36
	Herman Lewis at Rutgers (11/8/97)	36
10.	Seven times, last ...	
	Chris Barclay at North Carolina (11/8/03)	35

SINGLE GAME RUSHING YARDS

1.	John Leach vs. Maryland (11/20/93)	329
2.	Micah Andrews vs. Vanderbilt (9/1/05)	254
3.	James McDougald vs. Clemson (10/9/76)	249
4.	Nub Smith vs. William & Mary (10/22/49)	246
5.	Matt Colburn II at Louisville (10/27/18)	243
	Chris Barclay vs. Maryland (11/29/03)	243
7.	Josh Harris at Virginia Tech (10/16/10)	241
8.	Matt Colburn II at Syracuse (11/11/17)	237
9.	Larry Hopkins vs. Clemson (10/17/70)	230
	Larry Hopkins vs. Tulsa (10/16/71)	230
10.	Morgan Kane vs. Georgia Tech (11/20/99)	224

SINGLE GAME RUSHING YARDS BY A QB (SINCE 1954)

1.	Larry Russell vs. Virginia Tech (9/18/71)	149
2.	John Wolford at Syracuse (11/11/17)	136
3.	Freddie Summers vs. North Carolina (10/26/68)	131
	John Mackovic vs. Virginia (9/19/64)	131
5.	Larry Russell vs. William and Mary (11/6/71)	128
6.	Larry Russell vs. Virginia (10/3/70)	123

MOST RUSHING TOUCHDOWNS

Game: 5, Joe Duncavage vs. Camp Davis (9/20/1941)

4, 11 times by eight players:

- John Polanski vs. Western Maryland (10/21/39);
- John Polanski at Davidson (11/30/39);
- Red Cochran vs. South Carolina (at Charlotte, 11/26/42);
- Fred Grant at NC State (10/16/43);
- Larry Russell vs. Davidson (9/11/71);
- Larry Russell vs. William & Mary (11/6/71);
- James McDougald vs. Auburn (10/27/79);
- Michael Ramseur at Maryland (10/16/82);
- Michael Ramseur at Richmond (9/24/83);
- Ovie Mughelli at Northern Illinois (8/29/02);
- Chris Barclay vs. East Carolina (9/17/05)

MOST RUSHING TOUCHDOWNS BY A QUARTERBACK

Game: 4, Larry Russell vs. Davidson (9/11/71);
Larry Russell vs. William & Mary (11/6/71)

MOST RUSHING YARDS, CONSECUTIVE GAMES

416 John Leach, 1993 (87 vs. Georgia Tech, 329 vs. Maryland)

MOST YARDS IN FIRST CAREER GAME

125 Micah Andrews vs. North Carolina A&T (9/18/04)

SINGLE GAME YARDS PER CARRY


1.	Tony Gallovich vs. William Jewell (9/21/40)	25.4 (7/178)
2.	Bill Barnes vs. William & Mary (9/22/56)	22.1 (8/177)
3.	Tarence Williams vs. Ga Tech (10/14/00)	15.7 (7/110)
4.	Kenneth Moore vs. Nebraska (9/8/07)	14.9 (8/116)
5.	Nub Smith vs. William & Mary (10/22/49)	13.7 (18/246)
6.	Tony Gallovich vs. Marshall (10/19/40)	13.3 (17/226)
7.	Matt Colburn II at Louisville (10/27/18)	12.2 (20/243)
8.	Josh Harris vs. Va Tech (10/16/10)	12.1 (20/241)
9.	Larry Hopkins vs. Clemson (10/17/70)	11.5 (20/230)
10.	Chris Barclay at Duke (10/29/05)	11.3 (18/204)

SEASON RUSHING ATTEMPTS

1.	Morgan Kane (1999)	275
2.	James McDougald (1979)	260
3.	Larry Russell (1971)	256
4.	Brian Piccolo (1964)	252
5.	Tarence Williams (2001)	249
	Larry Hopkins (1971)	249
7.	Michael Ramseur (1982)	245
8.	Chris Barclay (2004)	243
9.	James McDougald (1977)	242
10.	Clark Gaines (1975)	238

SEASON RUSHING YARDS

1.	Larry Hopkins (1971)	1,228
2.	Chris Barclay (2003)	1,192
3.	James McDougald (1979)	1,177



Chris Barclay

CAREER RUSHING LEADERS

	Years	Rushes	Yards	Avg	TD	
1.	Chris Barclay	2002-05	840	4,032	4.8	40
2.	James McDougald	1976-79	880	3,811	4.3	30
3.	Michael Ramseur	1982-85	753	3,325	4.4	30
4.	Tarence Williams	1999-02	575	2,581	4.5	22
5.	Morgan Kane	1996-99	647	2,550	3.9	17
6.	Matt Colburn II	2015-18	542	2,528	4.7	15
7.	Topper Clemons	1982-85	506	2,379	4.7	13
8.	John Leach	1990-93	474	2,246	4.7	17
9.	Josh Harris	2010-13	489	2,230	4.5	19
10.	Josh Adams	2007-10	545	2,212	4.1	22
	Larry Hopkins	1970-71	452	2,212	4.9	10
12.	Anthony Williams	1988-91	511	2,203	4.3	19
13.	Larry Russell	1969-71	639	1,923	3.0	29
14.	Brandon Pendergrass	2008-11	445	1,865	4.2	17
15.	Cade Carney	2016-SA	407	1,826	4.5	16
16.	Mark Young	1986-88	405	1,811	4.5	13
17.	Brian Piccolo	1962-64	413	1,735	4.2	19
18.	Ken Garrett	1970-72	322	1,673	5.2	9
19.	Bill Barnes	1954-56	336	1,607	4.8	10
20.	Darryl McGill	1984-87	344	1,569	4.6	13

4.	Morgan Kane (1999)	1,161
5.	Chris Barclay (2005)	1,127
6.	John Leach (1993)	1,089
7.	Brian Piccolo (1964)	1,044
8.	James McDougald (1976)	1,018
	Tarence Williams (2001)	1,018
10.	Bill Barnes (1956)	1,010
	Chris Barclay (2004)	1,010
12.	Cade Carney (2018)	1,005

SEASON RUSHING YARDS BY A QB (SINCE 1954)

1.	Larry Russell (1971)	803
2.	John Wolford (2017)	683
3.	Larry Russell (1970)	649
4.	John Wolford (2016)	521
5.	Freddie Summers (1968)	510

SEASON RUSHING YARDS PER CARRY (MIN. 100 ATT.)

1.	Ken Garrett (1971)	6.70 (129/864)
2.	Bill Barnes (1956)	6.01 (168/1,010)
3.	Josh Harris (2010)	5.71 (126/720)
4.	Micah Andrews (2005)	5.65 (110/621)
5.	Topper Clemons (1985)	5.59 (164/916)
6.	Matt Colburn II (2017)	5.45 (166/904)
7.	Cade Carney (2018)	5.346 (188/1,088)
8.	Topper Clemons (1984)	5.343 (137/732)
9.	Nub Smith (1949)	5.30 (108/572)
10.	Chris Barclay (2005)	5.17 (218/1,127)

SEASON RUSHING YARDS PER GAME (MIN. 100 ATT.)

1.	Chris Barclay (2005)	112.7
2.	Larry Hopkins (1971)	111.6
3.	James McDougald (1979)	107.0
4.	Morgan Kane (1999)	105.5
5.	Brian Piccolo (1964)	104.4
6.	Tarence Williams (2001)	101.8
7.	Bill Barnes (1956)	101.0

SEASON RUSHING TOUCHDOWNS

1.	Brian Piccolo (1964)	15
	Larry Russell (1971)	15
3.	John Polanski (1939)	13
4.	Ovie Mughelli (2002)	12
	Chris Barclay (2003)	12

CAREER RUSHING ATTEMPTS

1.	James McDougald (1976-79)	880
2.	Chris Barclay (2002-05)	840
3.	Michael Ramseur (1982-85)	753
4.	Morgan Kane (1996-99)	647
5.	Larry Russell (1969-71)	639
6.	Tarence Williams (1999-02)	575
7.	Josh Adams (2007-10)	545
8.	Matt Colburn II (2015-18)	542
9.	Anthony Williams (1988-91)	511
10.	Topper Clemons (1982-85)	506

CAREER RUSHING TOUCHDOWNS

1.	Chris Barclay (2002-05)	40
2.	James McDougald (1976-79)	30
	Michael Ramseur (1982-85)	30

4.	Larry Russell (1969-71)	29
5.	Tarence Williams (1999-02)	22
	Josh Adams (2007-10)	22
7.	John Polanski (1939-42)	21
8.	Brian Piccolo (1962-64)	19
	Anthony Williams (1988-91)	19
	Josh Harris (2010-13)	19
	John Wolford (2014-17)	19

CAREER RUSHING YARDS BY A QB (SINCE 1954)

1.	Larry Russell (1969-71)	1,923
2.	John Wolford (2014-17)	1,120
3.	Freddie Summers (1968-69)	949
4.	Kendall Hinton (2015-SA)	872
5.	Cory Randolph (2002-05)	743
6.	Anthony Young (2000-01)	646

CAREER RUSHING TOUCHDOWNS BY A QB (SINCE 1954)

1.	Larry Russell (1969-71)	29
2.	John Wolford (2014-17)	19
3.	Freddie Summers (1968-69)	17
4.	Kendall Hinton (2015-SA)	12
	Tanner Price (2010-13)	12

CAREER RUSHING YARDS PER CARRY (MIN. 200 ATT.)

1.	Ken Garrett (1970-72)	5.20 (322 for 1,673)
2.	Jack Dolbin (1967-69)	4.96 (204 for 1,011)
3.	Larry Hopkins (1970-71)	4.89 (452 for 2,212)
4.	Chris Barclay (2002-05)	4.80 (840 for 4,032)
5.	Bill Barnes (1954-56)	4.78 (336 for 1,607)
6.	Micah Andrews (2004-07)	4.77 (327 for 1,561)
7.	John Leach (1990-93)	4.74 (474 for 2,246)
8.	Topper Clemons (1982-85)	4.70 (506 for 2,379)
9.	Matt Colburn II (215-18)	4.66 (542 for 2,528)
10.	Darryl McGill (1984-87)	4.56 (344 for 1,569)
*	<i>Includes only 1939 and 1940 statistics.</i>	
	*Tony Gallovich (1939-42)	5.94 (224 for 1,331)
	*John Polanski (1939-42)	5.41 (284 for 1,537)

CAREER RUSHING YARDS PER GAME

1.	Larry Hopkins (1970-71)	100.5
2.	Chris Barclay (2002-05)	87.7
3.	James McDougald (1976-79)	86.6
4.	Michael Ramseur (1982-85)	79.2
5.	Tarence Williams (1999-02)	69.8

CONS. RUSHES WITHOUT A LOST FUMBLE (SINCE 1973)

1.	Chris Barclay	9/4/04-10/22/05	368
2.	Matt Colburn II	10/17/15-8/30/18	352
3.	Anthony Williams	11/4/89-11/23/91	337
4.	Cade Carney	11/12/16-SA	308
5.	Josh Harris	9/2/2010-10/6/2012	306
6.	Brandon Pendergrass	8/28/2008-10/9/2010	255
7.	Chris Barclay	10/19/02-11/15/03	253
8.	Morgan Kane	10/17/98-11/13/99	252
9.	Tarence Williams	11/17/02-career	241

TWO OPPOSING PLAYERS EACH WITH 200 YARDS RUSHING

Chris Barclay (243) and Bruce Perry (237), Maryland (11/29/03)

100-YARD GAMES

RUSHING

Chris Barclay (2002-05) 15

124	vs. Georgia Tech	10/11/03
163	at Duke	10/18/03
163	vs. Clemson	11/1/03
160	at North Carolina	11/8/03
243	vs. Maryland	11/29/03
179	at Clemson	9/4/04
134	vs. Duke	10/30/04
138	vs. North Carolina	11/13/04
103	at Maryland	11/27/04
210	vs. East Carolina	9/17/05
105	vs. Clemson	10/1/05
125	at Florida State	10/8/05
117	vs. NC State	10/22/05
204	at Duke	10/29/05
108	vs. Miami	11/12/05

James McDougald (1976-79) 15

100	at Vanderbilt	9/18/76
249	vs. Clemson	10/9/76
167	vs. Virginia	10/23/76
142	at Duke	11/6/76
131	vs. Furman	9/10/77
136	vs. Vanderbilt	9/17/77
103	at NC State	9/24/77
150	at North Carolina	10/8/77
103	at South Carolina	11/18/78
111	vs. Appalachian St.	9/8/79
189	at Georgia	9/15/79
125	at Virginia Tech	10/6/79
147	vs. Auburn	10/27/79
213	vs. Duke	11/10/79
122	at South Carolina	11/17/79

Michael Ramseur (1982-85) 13

191	vs. Appalachian St.	9/25/82
104	at Maryland	10/16/82
110	at Virginia	10/23/82
138	vs. Georgia Tech	11/13/82
132	at Richmond	9/24/83
118	vs. NC State	10/1/83
127	vs. Virginia Tech	9/8/84
171	vs. Appalachian St.	9/15/84
149	at NC State	9/22/84
116	at Richmond	10/6/84
112	vs. NC State	9/21/85
120	vs. Appalachian St.	9/28/85
144	vs. Duke	11/9/85

Tarence Williams (1999-02) 12

110	at Georgia Tech	10/14/00
154	vs. Duke	11/4/00
158	at ECU	9/1/01
116	vs. Appalachian St.	9/8/01
100	vs. Maryland	9/22/01
113	vs. NC State	10/6/01
121	at Duke	10/13/01
101	at North Carolina	11/10/01
140	vs. Northern Illinois	11/24/01
101	vs. North Carolina	10/26/02
149	vs. Florida State	11/2/02
108	vs. Maryland	11/30/02

Larry Hopkins (1970-71) 10

230	vs. Clemson	10/17/70
115	vs. North Carolina	10/24/70
103	at Duke	11/7/70
109	at Virginia Tech	9/18/71
125	at Maryland	10/2/71
180	at NC State	10/9/71
230	vs. Tulsa	10/16/71
143	at North Carolina	10/23/71
104	vs. William and Mary	11/6/71
103	vs. Duke	11/13/71

Matt Colburn II (2015-18) 8

118	vs. Delaware	9/17/16
103	at Indiana	9/24/16
134	vs. Louisville	10/28/17
120	at Notre Dame	11/4/17
237	at Syracuse	11/11/17
150	vs. Texas A&M	12/29/17
117	vs. Boston College	9/13/18
243	at Louisville	10/27/19

Morgan Kane (1996-99) 8

131	at Clemson	9/28/96
146	at Duke	10/25/97
113	at Clemson	9/26/98
211	at Army West Point	9/11/99
147	vs. NC State	9/25/99
120	vs. Rutgers	10/2/99
128	vs. Maryland	10/9/99
224	vs. Georgia Tech	11/20/99

Ken Garrett (1970-72) 7

141	at Duke	11/7/70
117	at NC State	10/9/71
159	vs. Tulsa	10/16/71
102	at Clemson	10/30/71
137	vs. Duke	11/13/71
142	at South Carolina	11/20/71
100	vs. Virginia Tech	11/25/72

Brian Piccolo (1962-64) 7

103	at Tennessee	11/3/62
140	vs. South Carolina	11/14/63
154	at Virginia Tech	9/26/64
143	at Vanderbilt	10/10/64
100	at Maryland	10/24/64
115	vs. Duke	11/7/64
115	vs. NC State	11/20/64

Larry Russell (1969-71) 7

123	at Virginia	10/3/70
122	Virginia Tech	10/10/70
106	at Duke	11/7/70
114	Davidson	9/11/71
149	at Virginia Tech	9/18/71
128	vs. William and Mary	11/6/71
112	at Duke	11/13/71

Bill Barnes (1954-56) 6

177	at William and Mary	9/22/56
161	vs. Maryland	9/29/56
106	at North Carolina	10/27/56
118	vs. NC State	11/3/56
103	at Virginia Tech	11/10/56
139	vs. Duke	11/17/56

Topper Clemons (1982-85) 6

122	at Duke	11/6/82
111	at North Carolina	10/8/83
182	at Richmond	10/6/84
129	vs. William and Mary	9/7/85
111	at Tennessee	10/5/85
126	vs. Virginia	10/26/85

Anthony Williams (1988-91) 6

139	vs. Appalachian St.	11/19/88
132	at North Carolina	10/7/89
113	vs. Appalachian St.	9/8/90
136	vs. Army West Point	9/29/90
141	at Vanderbilt	11/24/90
132	vs. Appalachian St.	10/5/91

Cade Carney (2016-SA) 5

108	at Duke	9/10/16
104	at NC State	10/1/16
130	vs. Towson	9/8/18
116	vs. Boston College	9/13/18
223	at Duke	11/24/18

Josh Adams (2007-10) 5

140	vs. Florida State	10/11/07
131	vs. Navy	10/20/07
111	at Vanderbilt	11/24/07
111	at Miami	10/25/08
101	vs. Georgia Tech	10/2/10

Clark Gaines (1974-75) 5

132	at South Carolina	11/16/74
124	vs. SMU	9/6/75
123	at NC State	9/13/75
117	at Virginia	10/25/75
132	at North Carolina	11/1/75

John Leach (1990-93) 5

101	vs. Appalachian St.	9/12/92
116	vs. Oregon	12/31/92
111	vs. Appalachian St.	9/18/93
171	vs. Duke	10/23/93
329	vs. Maryland	11/20/93

Mark Young (1986-88) 5

144	vs. NC State	9/19/87
179	vs. Appalachian St.	9/26/87
135	vs. Duke	11/7/87
118	vs. Illinois State	9/10/88
122	vs. Appalachian St.	11/19/88

Micah Andrews (2004-07) 4

125	vs. NC A&T	9/18/04
254	vs. Vanderbilt	9/1/05
142	vs. East Carolina	9/17/05
142	vs. Syracuse	9/2/06

Josh Harris (2010-13) 4

241	at Virginia Tech	10/16/10
138	at Vanderbilt	11/27/10

Florida State 10/8/11

Army West Point 9/22/12

Darryl McGill (1984-87) 4

110	vs. Appalachian St.	9/6/86
114	at Army West Point	9/27/86
164	at Duke	11/8/86
129	vs. Richmond	9/12/87

Jack Dolbin (1967-69) 3

122	vs. South Carolina	11/4/67
107	at Tulsa	11/11/67
108	vs. Maryland	11/17/67

Tony Gallovich (1939-42) 3

143	at Miami (Fla.)	10/6/39
178	vs. William Jewell	9/21/40
226	Marshall	10/19/40

Buzz Leavitt (1967-69) 3

103	vs. South Carolina	11/4/67
105	vs. Maryland	10/4/69
107	at Virginia	11/8/69

Herman Lewis (1994-97) 3

149	at Georgia Tech	11/19/94
160	at Duke	10/25/97
129	at Rutgers	11/8/97

Wayne McMillan (78, 80-81) 3

100	vs. The Citadel	9/20/80
134	at William and Mary	10/4/80
137	at Richmond	11/4/81

Brandon Pendergrass (2008-11) 3

110	vs. Virginia	11/8/08
134	at Clemson	11/12/11
125	Maryland	11/19/11

Tony Rogers (1987-90) 3

101	at Villanova	9/3/88
108	vs. Illinois State	9/10/88
106	vs. Tulsa	11/11/89

Freddie Summers (1967-68) 3

115	vs. Maryland	11/17/67
121	vs. North Carolina	10/26/68
108	vs. Maryland	11/2/68

Frank Harsh (1972-75) 2

124	at Duke	11/11/72
168	vs. Virginia	11/18/72

Andy Heck (1965-66) 2

118	vs. North Carolina	10/23/65
114	at Auburn	10/8/66

Gary Johnson (1970-72) 2

110	at Florida State	9/26/70
130	at Maryland	10/2/71

Neil MacLean (1957-59) 2

126	vs. Virginia Tech	9/27/58
106	at Auburn	11/22/58

Kenneth Moore (2004-07) 2

165	at Maryland	11/25/06
119	vs. Nebraska	9/8/07

Chip Rives (1984-87) 2

122	at Army West Point	9/27/86
107	vs. Georgia Tech	11/22/86

Bill "Nub" Smith (1949-50) 2

246	vs. William & Mary	10/22/49
166	at South Carolina	11/26/49

Alan White (1959-62) 2

131	at Virginia	10/28/61
113	at North Carolina	11/25/61

De'Angelo Bryant (2003-07) 1

105	at Ole Miss	9/23/07
-----	-------------	---------

Arkeem Byrd (2017-SA) 1

120	vs. Utah State	9/16/17
-----	----------------	---------

Billy Churm (1951-53) 1

104	vs. Richmond	10/6/51
-----	--------------	---------

Lee Clymer (1968) 1

111	vs. North Carolina	10/26/68
-----	--------------------	----------

Corey Donald (1989, 91) 1

126	at Army West Point	9/23/89
-----	--------------------	---------

Bill Gregus (1948-49) 1

132	vs. Georgetown	10/8/49
-----	----------------	---------

Sherron Guder (1992-94) 1

100	vs. Army West Point	10/1/94
-----	---------------------	---------

Kevin Harris (2006-09) 1

136	vs. Navy	12/20/08
-----	----------	----------

Clayton Heath (1972-73) 1

131	vs. South Carolina	10/13/73
-----	--------------------	----------

Bruce Hillenbrand (1951-53) 1

107	vs. Villanova	10/3/53
-----	---------------	---------

Kendall Hinton (2015-SA) 1

101	at Army West Point	9/19/15
-----	--------------------	---------

Joe Koch (1950-52) 1

106	vs. Boston College	10/4/52
-----	--------------------	---------

John Kronforst (1974) 1

108	vs. Virginia	10/26/74
-----	--------------	----------

John Mackovic (1962-64) 1

131	at Virginia	9/19/64
-----	-------------	---------

Nick Maravic (1953-54) 1

122	vs. Duke	11/13/54
-----	----------	----------

Deandre Martin (2012) 1

115	vs. Army West Point	9/22/12
-----	---------------------	---------

Bill Miller (1949-51) 1

115	vs. NC State	11/18/50
-----	--------------	----------

Ned Moultrie (1990-93) 1

149	vs. Army West Point	10/24/92
-----	---------------------	----------

Nick Ognovich (1944) 1

101	vs. VMI	10/14/44
-----	---------	----------

John Parham (1953-55) 1

151	vs. William and Mary	11/5/55
-----	----------------------	---------

Cory Randolph (2002-05) 1

107	at East Carolina	9/11/04
-----	------------------	---------

Ben Sankey (1992-94) 1

108	vs. UAB	10/23/99
-----	---------	----------

Francis Scarton (1949-51) 1

122	at William and Mary	10/7/50
-----	---------------------	---------

Larry Spencer (1950-52) 1

109	vs. Duke	11/15/52
-----	----------	----------

Fred Staton (2000-02) 1

151	at Virginia	11/3/01
-----	-------------	---------

Wayne Welborn (1962-64) 1

107	at Virginia Tech	9/26/64
-----	------------------	---------

John Wolford (2014-17) 1

136	at Syracuse	11/11/17
-----	-------------	----------

Anthony Young (2000-03) 1

102	vs. Virginia	9/30/00
-----	--------------	---------

RECEIVING

Ricky Proehl (1986-89) 12

101 (5)	at Army West Point	10/3/87
129 (7)	at Virginia	10/24/87
124 (8)	at Clemson	10/31/87
109 (4)	vs. Illinois State	9/10/88
119 (6)	at NC State	9/17/88
114 (8)	vs. North Carolina	10/8/88
106 (7)	at Maryland	10/15/88
119 (8)	at North Carolina	10/7/89
129 (6)	vs. Maryland	10/14/89
114 (5)	at Virginia	10/21/89
185 (11)	vs. Duke	11/4/89
131 (10)	at Georgia Tech	

100-YARD GAMES

112 (11) vs. Connecticut 12/29/07

Marshall Williams (2008-10) 4
 116 (7) at NC State 11/15/08
 180 (12) at Boston College 9/26/09
 111 (8) at Georgia Tech 11/7/09
 119 (8) at Duke 11/28/09

Thabiti Davis (1994-97) 3
 120 (10) at Georgia Tech 11/4/95
 107 (6) vs. Navy 10/26/96
 132 (12) at NC State 11/23/96

Phil Denfield (1979-82) 3
 113 (12) vs. Maryland 10/17/81
 115 (12) at Clemson 10/31/81
 111 (7) at Duke 11/6/82

John Henry Mills (1988-92) 3
 101 (6) at Maryland 10/13/90
 230 (14) at Duke 11/3/90
 108 (12) at Northwestern 9/28/91

Nate Morton (2003-06) 3
 142 (5) at East Carolina 9/11/04
 114 (5) Virginia Tech 10/9/04
 127 (6) Liberty 9/30/07

Red O'Quinn (1946-49) 3
 129 (8) vs. South Carolina 11/28/46
 116 (6) vs. William & Mary 10/22/49
 150 (5) at NC State 11/12/49

Duane Owens (1981-84) 3
 115 (9) vs. Appalachian St. 9/3/83
 102 (6) at Georgia Tech 11/12/83
 134 (8) at Duke 11/10/84

Tim Ryan (1980-83) 3
 155 (10) at Virginia 10/24/81
 112 (3) vs. Clemson (Tokyo) 11/27/82
 109 (5) vs. Maryland 10/15/83

Cam Serigne (2014-SA) 3
 135 (5) vs. Duke 11/28/15
 119 (7) at Syracuse 11/11/17
 112 (9) vs. Texas A&M 12/29/17

Scotty Washington (2016-SA) 3
 133 (6) vs. Louisville 10/28/17
 113 (7) at Syracuse 11/11/17
 138 (9) vs. Texas A&M 12/29/2017

Alex Bachman (2015-18) 2
 116 (8) at Notre Dame 11/4/17
 171 (7) vs. Memphis 12/22/18

Sage Surratt (2018-SA) 2
 150 (11) at Tulane 8/30/18
 109 (8) at NC State 11/8/18

Bob Allen (1958-60) 2
 121 (5) vs. NC State 11/5/60
 107 (6) at South Carolina 11/26/60

D.J. Boldin (2005, 07-08) 2
 123 (11) Ole Miss 9/6/08
 116 (8) Navy 9/27/08

James Brim (1983-86) 2
 194 (15) at NC State 9/20/86
 185 (11) at Duke 11/8/86

Devon Brown (2008-10) 2
 101 (5) at Boston College 9/26/09
 101 (12) Miami 10/31/09

Chris Davis (2002-05) 2
 112 (7) Boston College 9/25/04
 108 (4) Miami 11/12/05

Fabian Davis (1999-02) 2
 125 (9) vs. Georgia Tech 10/14/00
 194 (8) at Navy 11/18/00

Terence Davis (2010-12) 2
 100 (6) vs. Duke 9/29/12
 130 (7) at Maryland 10/6/12

Bobby Jones (1989-92) 2
 102 (6) vs. NC State 9/16/89
 100 (2) at Navy 11/23/91

Bob Ondilla (1951-53) 2
 120 (5) at G. Washington 10/19/51
 109 (7) at South Carolina 11/26/53

Roger Pettus (1991-94) 2
 107 (6) at North Carolina 10/9/93
 110 (10) vs. Florida State 9/17/94

David Richmond (1981-83) 2
 108 (8) at Virginia Tech 10/2/82
 120 (6) vs. Clemson (Tokyo) 11/27/82

Steve Brown (1987-90) 1
 100 (7) vs. NC State 9/16/89

Marvin Chalmers (1998-99) 1
 121 (9) at Georgia Tech 11/21/98

David Chambers (1983-86) 1
 154 (7) vs. Appalachian St. 9/6/86

Dick Daniels (1954-56) 1
 124 (6) at Virginia Tech 11/10/56

Danny Dembry (2008-11) 1
 126 (8) Gardner-Webb 9/17/11

Tommy Gregg (1981-82, 84) 1
 161 (7) vs. Maryland 10/17/81

Dexter Hawkins (79-80, 82-83) 1
 115 (5) vs. NC State 10/1/83

Ken Henry (1965-67) 1
 103 (7) vs. North Carolina 10/23/65

Bill Hull (1959-61) 1
 112 (6) vs. Maryland 10/22/60

Ron Jurewicz (1967-69) 1
 101 (6) at Minnesota 10/5/68

Cortez Lewis (2015-17) 1
 109 (6) at Florida State 10/15/16

Jack Lewis (1950-52) 1
 103 (8) at Furman 11/22/52

Pete Manning (1957-59) 1
 100 (3) vs. South Carolina 11/2/8/59

Chris McCoy (1998-00) 1
 107 (6) at NC State 11/7/98

Mike Mullen (1978-81) 1
 100 (7) at South Carolina 11/18/78

Michael Ramseur (1982-85) 1
 106 (11) vs. NC State 9/21/85

Orville Reynolds (2011-14) 1
 101 (3) vs. ULM 9/14/13

Greg Scales (1984-86) 1
 108 (4) vs. Virginia 10/4/86

Bill "Nub" Smith (1949-50) 1
 104 (4) at North Carolina 10/15/49

Tom Smith (1977) 1
 107 (9) vs. Duke 11/5/77

Kai Snead (1996) 1
 102 (2) at Georgia Tech 9/14/96

Wendell Wells (1991-93) 1
 100 (3) at Maryland 10/17/92

Rick White (1966-68) 1
 102 (8) at Minnesota 10/5/68

Jonathan Williams (2013-15) 1
 143 (5) vs. Presbyterian 8/29/13

Gary Winrow (1969-70) 1
 109 (9) at Clemson 10/18/69

Steve Young (1974-77) 1
 113 (12) at Purdue 10/17/77

(/) - denotes receptions

GAMES WITH TWO 100-YARD RUSHERS (19)

- 9/26/64 at Virginia Tech (W 38-21) - Brian Piccolo, 154 yds/Wayne Welborn, 107 yds
- 11/4/67 vs. South Carolina (W 35-21) - Jack Dolbin, 122 yds/Buz Leavitt, 103 yds
- 11/17/67 vs. Maryland (W 35-17) - Jack Dolbin, 108 yds/Freddie Summers, 115 yds
- 10/26/68 vs. North Carolina (W 48-31) - Lee Clymer, 111 yds/Freddie Summers, 121 yds
- 11/7/70 at Duke (W 28-14) - Larry Hopkins, 103 yds/Ken Garrett, 141 yds
- 9/18/71 at Virginia Tech (L 20-9) - Larry Russell, 149 yds/Larry Hopkins, 109 yds
- 10/2/71 at Maryland (W 18-14) - Larry Hopkins, 125 yds/Gary Johnson, 130 yds
- 10/9/71 at NC State (L 14-21) - Larry Hopkins, 180 yds/Ken Garrett, 117 yds
- 10/16/71 vs. Tulsa (W 51-21) - Larry Hopkins, 230 yds/Ken Garrett, 159 yds
- 11/6/71 vs. William & Mary (W 36-29) - Larry Russell, 128 yds/Larry Hopkins, 104 yds
- 10/6/84 at Richmond (W 29-16) - Michael Ramseur, 116 yds/Topper Clemons, 182 yds
- 9/27/86 at Army (W 49-14) - Darryl McGill, 114 yds/Chip Rives, 122 yds
- 9/10/88 vs. Illinois State (W 35-0) - Tony Rogers, 108 yds/Mark Young, 118 yds
- 11/19/88 vs. Appalachian St. (L 10-15) - Anthony Williams, 139 yds/Mark Young, 122 yds
- 10/25/97 vs. Duke (W 38-24) - Morgan Kane, 146 yds/Herman Lewis, 160 yds
- 9/17/05 vs. East Carolina (W, 44-34) - Chris Barclay, 210 yds/Micah Andrews, 142 yds
- 9/22/12 vs. Army (W 49-37) - Josh Harris, 129 yds/Deandre Martin, 115 yds
- 11/11/17 at Syracuse (W 64-41) - Matt Colburn, 129 yds/John Wolford, 136 yds
- 9/13/18 vs. Boston College (L 34-41) - Matt Colburn II, 237 yds/Cade Carney, 116 yds

GAMES WITH TWO 100-YARD RECEIVERS (14)

- 10/5/68 at Minnesota (L 24-19) - Ron Jurewicz, 101 yds/Rick White, 102 yds
- 11/27/82 vs. Clemson (Tokyo) (L 21-17) - David Richmond, 120 yds/Tim Ryan, 112 yds
- 9/16/89 vs. NC State (L 27-17) - Steve Brown, 100 yds/Bobby Jones, 102 yds
- 9/28/91 at Northwestern (L 41-14) - Todd Dixon, 113 yds/John Henry Mills, 108 yds
- 10/9/93 at North Carolina (L 45-35) - Marlon Estes, 107 yds/Roger Pettus, 107 yds
- 11/23/96 at NC State (L 37-22) - Desmond Clark, 110 yds/Thabiti Davis, 132 yds
- 9/25/97 vs. NC State (W 19-18) - Desmond Clark, 134 yds/Jammie Deese, 104 yds
- 11/7/98 at NC State (L 38-27) - Jammie Deese, 167 yds/Chris McCoy, 107 yds
- 11/21/98 at Ga. Tech (L 63-35) - Jammie Deese, 141 yds/Marvin Chalmers, 121 yds
- 9/26/09 at Boston College (L 27-24 OT) - Devon Brown, 101 yds/Marshall Williams, 180 yds
- 9/14/13 vs. ULM (L 21-20) - Michael Campanaro, 177 yds/Orville Reynolds, 101 yds
- 10/28/17 vs. Louisville (W 42-32) - Greg Dortch, 167 yds/Scotty Washington, 133 yds
- 12/29/17 vs. Texas A&M (W 55-52) - Scotty Washington, 138 yds/Cam Serigne, 112 yds
- 8/30/18 at Tulane (W 23-17 OT) - Sage Surratt, 150 yds/Greg Dortch, 149 yds

GAMES WITH THREE 100-YARD RECEIVERS (2)

- 10/17/81 vs. Maryland (L 45-33) - Tommy Gregg, 161 yds/Phil Denfield, 113 yds/Kenny Duckett, 101 yds
- 11/11/17 at Syracuse (W 64-41) - Tabari Hines, 124 yds/Cam Serigne, 119 yds/Scotty Washington, 113 yds

GAMES WITH THREE 100-YARD RUSHERS (2)

- 11/7/70 vs. Duke (W 28-14) - Ken Garrett, 141 yds/Larry Russell, 106 yds/Larry Hopkins, 103 yds.
- 11/13/71 vs. Duke (W 23-7) - Ken Garrett, 131 yds/Larry Russell 112 yds/Larry Hopkins, 103 yds.

GAMES WITH A 100-YARD RUSHER/100-YARD RECEIVER (31)

- 10/22/49 vs. William & Mary (W 55-28) - "Nub" Smith, 246 rush/Red O'Quinn, 116 rec
- 11/10/56 at Virginia Tech (T 13-13) - Bill Barnes, 103 rush/Dick Daniels, 124 rec
- 10/23/65 vs. North Carolina (W, 12-10) - Andy Heck, 118 rush/Ken Henry, 103 rec
- 10/18/69 at Clemson (L, 28-14) - Larry Russell, 216 rush/Gary Winrow, 109 rec
- 11/18/78 at South Carolina (L 37-14) - James McDougald, 103 rush/Mike Mullen, 100 rec
- 9/15/79 at Georgia (W 22-21) - James McDougald, 189 rush/Wayne Baumgardner, 100 rec
- 10/6/79 at Virginia Tech (W 19-14) - James McDougald, 125 rush/Wayne Baumgardner, 151 rec
- 10/27/79 vs. Auburn (W 42-38) - James McDougald, 147 rush/Wayne Baumgardner, 159 rec
- 11/17/79 at South Carolina (L 35-14) - James McDougald, 122 rush/Wayne Baumgardner, 122 rec
- 11/6/82 at Duke (L 46-26) - Topper Clemons, 122 rush/Phil Denfield, 111 rec
- 11/1/83 vs. NC State (L 38-15) - Michael Ramseur, 118 rush/Dexter Hawkins, 115 rec
- 9/21/85 vs. NC State (L 20-17) - Michael Ramseur, 112 rush/Michael Ramseur, 106 rec
- 9/6/86 vs. Appalachian State (W 21-13) - Darryl McGill, 110 rush/David Chambers, 154 rec
- 11/8/86 at Duke (L 38-36) - Darryl McGill, 164 rush/James Brim, 185 rec
- 10/7/89 at North Carolina (W 17-16) - Anthony Williams, 132 rush/Ricky Proehl, 119 rec
- 12/31/92 vs. Oregon (W 39-35) - John Leach 116 rush/Todd Dixon 166 rec
- 9/26/98 at Clemson (W 29-19) - Morgan Kane, 113 rush/Desmond Clark, 110 rec
- 10/2/99 vs. Rutgers (W 17-10) - Morgan Kane, 120 rush/Jammie Deese, 106 rec
- 10/14/00 at Georgia Tech (L 52-20) - Tarence Williams, 110 rush/Fabian Davis, 125 rec
- 11/18/00 at Navy (W 49-26) - Chris McCoy 196 rush/Fabian Davis, 194 rec
- 11/3/01 at Virginia (W 34-30) - Fred Staton, 151 rush/Jason Anderson, 150 rec
- 11/8/03 at North Carolina (L 42-34) - Chris Barclay, 160 rush/Jason Anderson, 147 rec
- 9/4/04 at Clemson (L 37-30, 2ot) - Chris Barclay, 179 rush/Jason Anderson, 139 rec
- 9/11/04 at East Carolina (W 31-17) - Cory Randolph, 107 rush/Nate Morton, 142 rec
- 11/12/05 vs. Miami (L 47-17) - Chris Barclay, 108 rush/Chris Davis, 104 rec
- 10/20/07 at Navy (W 44-24) - Josh Adams, 131 rush/Kenneth Moore, 181 rec
- 10/8/11 vs. Florida State (W 35-30) - Josh Harris, 136 rush/Chris Givens, 101 rec
- 11/19/11 vs. Maryland (W 31-10) - Brandon Pendergrass, 125 rush/Chris Givens, 191 rec
- 9/16/17 vs. Utah State (W 46-10) - Arkeem Byrd, 120 rush/Tabari Hines, 129 rec
- 11/4/17 at Notre Dame (L 48-37) - Matt Colburn II, 120 rush/Alex Bachman 116 rec
- 10/27/18 at Louisville (W 56-35) - Matt Colburn II, 243 rush/Greg Dortch, 135 rec

GAME WITH TWO 100-YARD RUSHERS/ONE 100-YARD RECEIVER (2)

- 9/10/88 vs. Illinois St. (W 35-0) - Tony Rogers, 108 rush/Mark Young, 118 rush/Ricky Proehl, 109 rec.
- 9/22/12 vs. Army (W 49-37) - J. Harris, 129 rush/D. Martin 115 rush/M. Campanaro 153 rec.

GAME WITH TWO 100-YARD RECEIVERS/ONE 100-YARD RUSHER (1)

- 12/29/17 vs. Texas A&M (W 55-52) - Scotty Washington, 138 rec/Cam Serigne, 112 rec/Matt Colburn II, 150 rush

RECEIVING

SINGLE GAME RECEPTIONS

1. Michael Campanaro vs. ULM (9/14/13)* 16
- Michael Campanaro vs. BC (11/3/12)* 16
3. James Brim at NC State (9/20/86) 15
- Marlon Estes vs. NC State (11/18/95) 15
- Kenneth Moore at Boston College (9/1/07) 15
- Kenneth Moore at Navy (10/20/07) 15
7. John Henry Mills at Duke (11/3/90) 14
8. Marlon Estes at Duke (10/28/95) 13
- Desmond Clark vs. Duke (11/16/96) 13
- Michael Campanaro vs. UNC (9/8/12) 13

* - Tied for ACC Record

SINGLE GAME RECEIVING YARDS

1. Wayne Baumgardner at S. Carolina (11/15/80) 271
2. John Henry Mills at Duke (11/3/90) 230
3. James Brim at NC State (9/20/86) 194
- Fabian Davis at Navy (11/18/00) 194
5. Chris Givens vs. Maryland (11/19/11) 191
6. James Brim at Duke (11/8/86) 185
- Ricky Proehl vs. Duke (11/4/89) 185
8. Kenneth Moore at Navy (10/20/07) 181
9. Marshall Williams at BC (9/26/09) 180
10. Maron Estes vs. NC State (11/18/95) 178

MOST TOUCHDOWN RECEPTIONS

- Game: 4, Greg Dortch vs. Louisville (10/28/17)
- 4, Greg Dortch vs. Rice (9/29/18)
- 3, seven times:
- Herb Cline at G. Washington (11/20/41)
 - Red O'Quinn vs. William & Mary (10/22/49)
 - John Zeglinski at So. Carolina (11/15/75)
 - Kenny Duckett vs. Maryland (10/17/81)
 - Todd Dixon at Duke (11/7/92)
 - Marlon Estes vs. NC State (11/18/95)
 - Michael Campanaro vs. Boston College (11/3/12)
 - Cam Serigne at Syracuse (11/11/17)
 - Tabari Hines vs. NC State (11/18/17)

SINGLE GAME YARDS PER RECEPTION (MIN. 100 YDS)

1. Todd Dixon (Western Carolina, 1991) 61.0 (2/122)
2. Jason Anderson (Oregon, 2002) 52.3 (3/157)
3. Kai Snead (Georgia Tech, 1996) 51.0 (2/102)
4. Bobby Jones (Navy, 1991) 50.0 (2/100)
5. Chris Givens (Duke, 2010) 39.8 (4/159)

MOST 100-YARD RECEIVING GAMES

- Season: 8, Wayne Baumgardner, 1979
- 7, Chris Givens, 2011
- Career: 12, Ricky Proehl (1986-89)

MOST CONSECUTIVE 100-YARD GAMES

- 4 by Chris Givens (2011)
- 4 by Wayne Baumgardner (1979)
- 3 by Ricky Proehl (1989)
- 3 by Jammie Deese (1998)

CONSECUTIVE GAMES WITH A RECEPTION

1. Jammie Deese (9/21/96-career) 42
2. Wayne Baumgardner (9/30/78-10/3/81) 38
3. Cam Serigne (8/28/14-8/31/17) 37
4. Todd Dixon (11/17/90-career) 35
5. Desmond Clark (10/28/96-11/14/98) 33
- Ricky Proehl (9/12/87-career) 33

SEASON RECEPTIONS

1. Kenneth Moore (2007) 98
2. Greg Dortch (2018) 89
3. Chris Givens (2011) 83
4. D.J. Boldin (2008) 81
5. Michael Campanaro (2012) 79
6. Desmond Clark (1997) 72
7. Marlon Estes (1995) 68
- Jammie Deese (1998) 68
8. Michael Campanaro (2013) 67
10. James Brim (1986) 66



Michael Campanaro

CAREER RECEPTION LEADERS

	Years	Rec.	Yards	Avg.	TD
1. Michael Campanaro	2010-13	229	2,506	10.9	14
2. Desmond Clark	1995-98	216	2,834	13.1	20
3. Ricky Proehl	1986-89	188	2,949	15.7	25
4. Jammie Deese	1996-99	184	2,348	12.8	11
5. Cam Serigne	2014-17	174	2,075	11.9	21
6. Chris Givens	2009-11	163	2,473	15.2	21
7. Thabiti Davis	1994-97	161	1,865	11.6	12
8. James Brim	1983-86	153	2,040	13.3	12
9. John Henry Mills	1988-92	142	1,652	11.6	6
Greg Dortch	2017-18	142	1,800	12.7	17
11. Wayne Baumgardner	1978-81	141	2,431	17.2	13
12. Kenneth Moore	2004-07	139	1,458	10.5	7
13. Todd Dixon	1990-93	134	2,300	17.2	22
14. Red O'Quinn	1946-49	124	1,895	15.3	21
15. Steve Brown	1987-90	122	1,678	13.8	3
16. Nate Morton	2004-07	117	1,650	14.1	7
17. Jason Anderson	2001-04	115	2,066	18.0	15
18. Tim Ryan	1980-83	111	1,591	14.3	10
19. Marshall Williams	2008-10	110	1,529	13.9	10
Devon Brown	2008-10	110	1,107	10.1	8

SEASON RECEIVING YARDS

1. Chris Givens (2011) 1,330
2. Greg Dortch (2018) 1,078
3. Ricky Proehl (1989) 1,053
4. Kenneth Moore (2007) 1,011
5. Wayne Baumgardner (1979) 1,000
6. Desmond Clark (1997) 950
7. James Brim (1986) 930
8. Marshall Williams (2009) 867
9. Desmond Clark (1998) 866
10. D.J. Boldin (2008) 848

SEASON TOUCHDOWN RECEPTIONS

1. Kenny Duckett (1980) 12
2. Ricky Proehl (1989) 11
3. Greg Dortch (2017) 9
- Cam Serigne (2017) 9
- Marlon Estes (1995) 9
- Chris Givens (2011) 9
7. Greg Dortch (2018) 8
- Chris Givens (2009) 8
- Ricky Proehl (1988) 8
- Desmond Clark (1998) 8
- Wayne Baumgardner (1979) 8
- John Zeglinski (1975) 8

SEASON AVERAGE PER RECEPTION (MIN. 25 REC)

1. Todd Dixon (1991) 19.9 (35/695)
2. Wayne Baumgardner (1980) 18.6 (41/764)
3. Bobby Allen (1959) 18.5 (25/462)
4. Wayne Baumgardner (1979) 18.2 (55/1,000)
5. Fabian Davis (2000) 18.1 (33/596)
6. Jason Anderson (2003) 17.1 (44/751)
7. David Richmond (1983) 17.04 (27/460)
- Roger Pettus (1993) 17.00 (30/510)
9. Todd Dixon (1993) 16.91 (33/558)
- Jason Anderson (2001) 16.86 (28/472)

CAREER RECEIVING YARDS

1. Ricky Proehl (1986-89) 2,949
2. Desmond Clark (1995-98) 2,834
3. Michael Campanaro (2010-13) 2,506
4. Chris Givens (2009-11) 2,473
5. Wayne Baumgardner (1978-81) 2,431
6. Jammie Deese (1996-99) 2,348
7. Todd Dixon (1990-93) 2,300
8. Cam Serigne (2014-17) 2,075
9. Jason Anderson (2001-04) 2,066
10. James Brim (1983-86) 2,040

CAREER RECEIVING TOUCHDOWNS

1. Ricky Proehl (1986-89) 25
2. Todd Dixon (1990-93) 22
3. Cam Serigne (2014-17) 21
- Red O'Quinn (1946-49) 21
- Chris Givens (2009-11) 21
6. Desmond Clark (1995-98) 20
7. Kenny Duckett (1978-81) 19
8. Greg Dortch (2017-18) 17
9. Jason Anderson (2001-04) 15
10. Michael Campanaro (2010-13) 14

CAREER AVG. PER RECEPTION (MIN. 75 REC.)

1. Jason Anderson (2001-04) 18.0 (115/2,066)
2. Wayne Baumgardner (1978-81) 17.24 (141/2,431)
3. Todd Dixon (1990-93) 17.16 (134/2,300)
4. Ricky Proehl (1986-89) 15.7 (188/2,949)
5. Fabian Davis (1999-02) 15.6 (100/1,557)
6. Red O'Quinn (1946-49) 15.3 (124/1,895)
7. Chris Givens (2009-11) 15.2 (163/2,473)
8. Bill Millner (1973-76) 14.37 (75 of 1078)
9. Tim Ryan (1980-83) 14.33 (111/1,591)
10. Nate Morton (2003-06) 14.1 (117/1,640)

SINGLE GAME RECEPTIONS BY A RUNNING BACK

- 11 Michael Ramseur vs. NC State, 1985

SEASON RECEPTIONS (RUNNING BACKS)

1. Michael Ramseur (1985) 54
2. Albert Kirby (1979) 48
3. John Leach (1993) 41
4. Morgan Kane (1997) 39
5. Josh Adams (2007) 34

SEASON RECEIVING YARDS (RUNNING BACKS)

1. Ron Jurewicz (1969) 451
2. Michael Ramseur (1985) 450
3. Morgan Kane (1997) 350
4. John Leach (1993) 340
5. Albert Kirby (1979) 329

MOST TOUCHDOWN RECEPTIONS BY A RUNNING BACK

- Game: 2, Tommy Bohanon vs. Duke (9/29/12)
- Tommy Bohanon vs. Clemson (10/25/12)
- Donnie Frederick vs. Virginia (10/28/61)
- Jim Dalrymple vs. Maryland (9/20/58)
- Season: 5, John Parham, 1955
- Tommy Bohanon, 2012
- Career: 7, Tommy Bohanon, 2009-12

RECEIVING/SCORING

CAREER RECEPTIONS (RUNNING BACKS)

1. Michael Ramseur (1982-85) 109
2. John Leach (1990-93) 107
3. Dan Dougherty (1980-83) 93
4. Morgan Kane (1996-99) 91
5. Josh Adams (2007-10) 85

CAREER RECEIVING YARDS (RUNNING BACKS)

1. John Leach (1990-93) 986
2. Michael Ramseur (1982-85) 825
3. Morgan Kane (1996-99) 731
4. Ron Jurewicz (1967-69) 699
5. Joe Carazo (1963-65) 625

SINGLE GAME RECEPTIONS BY A TIGHT END

- 14 John Henry Mills vs. Duke, 1990

SEASON RECEPTIONS (TIGHT ENDS)

1. Cam Serigne (2014) 54
2. John Henry Mills (1991) 51
- Phil Denfeld (1981) 51
- Steve Young (1977) 51
5. Cam Serigne (2015) 46
- John Henry Mills (1990) 46

SEASON RECEIVING YARDS (TIGHT ENDS)

1. John Henry Mills (1990) 623
2. Cam Serigne (2015) 562
3. John Henry Mills (1991) 559
4. Cam Serigne (2017) 556
5. Cam Serigne (2014) 531

CAREER RECEPTIONS (TIGHT ENDS)

1. Cam Serigne (2014-17) 174
2. John Henry Mills (1989-92) 142
3. Steve Young (1974-77) 108
4. Phil Denfeld (1980-82) 100
5. Mike Mullen (1978-81) 78

CAREER RECEIVING YARDS (TIGHT ENDS)

1. Cam Serigne (2014-17) 2,075
2. John Henry Mills (1989-92) 1,652
3. Steve Young (1974-77) 1,173
4. Phil Denfeld (1980-82) 963
5. Mike Mullen (1978-81) 887

MOST TOUCHDOWN RECEPTIONS BY A TIGHT END


Game: 3, Cam Serigne at Syracuse (11/11/17)

Season: 9, Cam Serigne, 2017

Career: 21, Cam Serigne, 2014-17

MOST CONSECUTIVE GAMES WITH A TOUCHDOWN CATCH

Game: 6, Desmond Clark, 1998 (Navy thru UNC)



Sam Swank

CAREER SCORING LEADERS

	Years	TDs	FGs	2PTs	PATs	Points
1. Sam Swank	2005-08	0	71	0	124	337
2. Mike Weaver	2014-17	0	68	0	123	327
3. Jimmy Newman	2009-12	0	42	0	121	247
4. Chris Barclay	2002-05	40	0	0	0	240
5. Wilson Hoyle	1986-89	0	37	0	119	230
6. Matthew Burdick	1996-99	0	46	0	79	217
7. Michael Ramseur	1982-85	32	0	1	0	194
8. James McDougald	1976-79	32	0	0	0	192
9. Larry Russell	1969-71	29	0	3	0	180
10. Ricky Proehl	1986-89	29	0	0	0	174
11. Mike Green	1990-93	0	33	0	54	153
12. Phil Denfeld	1979-82	4	22	0	61	151
13. Matt Wisnosky	2002-04	0	25	0	75	150
14. Todd Dixon	1990-93	24	0	1	0	146
15. Chris Givens	2009-11	24	0	0	0	144
16. Brian Piccolo	1962-64	21	1	11	0	140
17. Josh Adams	2007-10	23	0	0	0	138
18. Tarence Williams	1999-02	22	0	1	0	134
19. Red O'Quinn	1946-49	22	0	0	0	132
20. Morgan Kane	1996-99	21	0	0	0	126

SINGLE GAME TOUCHDOWNS SCORED

1. Joe Duncavage vs. Camp Davis (9/20/1941) 5
2. John Polanski at Davidson (11/30/39) 4
- Red Cochran vs. South Carolina (11/26/42) 4
- Fred Grant at NC State (10/16/43) 4
- Larry Russell vs. Davidson (9/11/71) 4
- Larry Russell vs. William & Mary (11/6/71) 4
- James McDougald vs. Auburn (10/27/79) 4
- Michael Ramseur at Maryland (10/16/82) 4
- Michael Ramseur at Richmond (9/24/83) 4
- Ovie Mughelli at Northern Illinois (8/29/03) 4
- Chris Barclay vs. East Carolina (9/17/05) 4
- Greg Dortch vs. Louisville (10/28/17) 4
- Greg Dortch vs. Rice (9/29/18) 4

SINGLE GAME POINTS SCORED

- 31 Joe Duncavage vs. Camp Davis (9/20/1941)
(5 touchdowns, 1 PAT)
- 28 John Polanski vs. Davidson (11/30/1939)
(4 touchdowns, 4 PATs)

SEASON POINTS SCORED

1. Mike Weaver (2017) 115
2. Brian Piccolo (1964) 111
3. Nick Sciba (2018) 107
4. Sam Swank (2006) 102
5. Sam Swank (2007) 98
6. Larry Russell (1971) 94
7. Mike Weaver (2016) 91
- John Polanski (1939) 91
9. Jimmy Newman (2011) 90
9. Sam Swank (2005) 86
10. Matt Wisnosky (2002) 84

SEASON TOUCHDOWNS SCORED

1. Brian Piccolo (1964) 17
2. Larry Russell (1971) 15
3. John Polanski (1939) 14
4. Rock Brinkley (1944) 13
- James McDougald (1979) 13
6. Kenny Duckett (1980) 12
- Chip Rives (1986) 12
- Morgan Kane (1999) 12
- Ovie Mughelli (2002) 12
- Chris Barclay (2003) 12
- Josh Adams (2007) 12

CAREER TOUCHDOWNS SCORED

1. Chris Barclay (2002-05) 40
2. James McDougald (1976-79) 32
- Michael Ramseur (1982-85) 32
4. Larry Russell (1969-71) 29
- Ricky Proehl (1986-89) 29
- Rock Brinkley (1944-46) 25
6. Todd Dixon (1990-93) 24
- Chris Givens (2009-11) 24
8. Josh Adams (2007-10) 23
9. Red O'Quinn (1964-49) 22
- Tarence Williams (1999-02) 22

SEASON POINTS PER GAME

1. Brian Piccolo (1964) 11.1
2. John Polanski (1939) 9.1
3. Mike Weaver (2017) 8.9
4. Rock Brinkley (1944) 8.7
5. Larry Russell (1971) 8.6
6. Nick Sciba (2018) 8.2
7. Sam Swank (2005) 7.8
8. Sam Swank (2007) 7.5
9. Sam Swank (2006) 7.3
10. Sam Swank (2008) 7.3

CAREER POINTS PER GAME

1. Sam Swank (2005-08) 7.5
2. Mike Weaver (2014-17) 6.5
3. Matt Burdick (1996-99) 5.6
4. Greg Dortch (2017-18) 5.7
5. Larry Russell (1969-71) 5.6
6. Jimmy Newman (2009-12) 5.3
7. Wilson Hoyle (1986-89) 5.2
8. Chris Barclay (2002-05) 5.2
9. Freddie Summers (1967-68) 5.1
10. Matt Wisnosky (2002-04) 5.0

TOTAL OFFENSE/ALL-PURPOSE YARDS

TOTAL OFFENSE

SINGLE GAME TOTAL OFFENSE PLAYS

1. Rusty LaRue at Duke (10/28/95) 82
2. Rusty LaRue vs. NC State (11/18/95) 74
3. Rusty LaRue vs. Georgia Tech (11/4/95) 72
4. Gary Schofield vs. Maryland (10/17/81) 71
5. Ben Sankey vs. Duke (11/13/99) 69
6. Gary Schofield at Maryland (10/16/82) 68
- Brian Kuklick at NC State (11/23/96) 68
- Kendall Hinton vs. Indiana (9/26/15) 68
9. John Wolford vs. Texas A&M (12/29/17) 64
10. Sam Hartman at Tulane (8/30/18) 64
- Sam Hartman vs. Boston College (9/13/18) 64

MOST TOTAL OFFENSE PLAYS, HALF

- 57 Rusty LaRue at Duke (10/28/95) (56 pass, 1 rush)
- 52 Rusty LaRue vs. NC State (11/18/95) (46 pass, 6 rush)

SINGLE GAME TOTAL OFFENSE YARDS (RUSH/PASS)

1. Rusty LaRue vs. NC State (11/18/95) 554 (9/545)
2. Rusty LaRue vs. Georgia Tech (11/4/95) . 514 (13/501)
3. John Wolford vs. Syracuse (11/11/17) . 499 (136/363)
4. John Wolford vs. Louisville (10/28/17) . . 475 (14/461)
5. John Wolford vs. Texas A&M (12/29/17) 468 (68/400)
6. Rusty LaRue at Duke (10/28/95) 464 (-14/478)
7. Cory Randolph at East Carolina (9/11/04) . 451 (107/344)
8. Gary Schofield vs. Maryland (10/17/81) . 443 (-61/504)
9. Sam Hartman at Tulane (8/30/18) 442 (64/378)
10. Mike Elkins at NC State (9/20/86) 429 (0/429)

SEASON TOTAL OFFENSE PLAYS

1. John Wolford (2017) 514
2. Rusty LaRue (1995) 505
3. Tanner Price (2013) 501
4. Tanner Price (2011) 500
5. Tanner Price (2012) 487
6. Jay Venuto (1980) 480
7. Brian Kuklick (1996) 476
8. Brian Kuklick (1998) 474
9. John Wolford (2014) 471
10. Riley Skinner (2009) 470

SEASON TOTAL OFFENSE YARDS

1. John Wolford (2017) 3,875 (683 r, 3,192 p)
2. Riley Skinner (2009) 3,216 (56 r, 3,160 p)
3. Tanner Price (2011) 2,964 (-53 r, 3,017 p)
4. Phil Barnhill (1989) 2,820 (366 r, 2,454 p)
5. Rusty LaRue (1995) 2,801 (26 r, 2,775 p)
6. Brian Kuklick (1998) 2,574 (-109 r, 2,683 p)
7. Riley Skinner (2008) 2,491 (144 r, 2,347 p)
8. Jay Venuto (1979) 2,485 (53 r, 2,432 p)
9. Tanner Price (2013) 2,472 (239 r, 2,233 p)
10. Brian Kuklick (1996) 2,454 (-72 r, 2,526 p)

SEASON TOUCHDOWNS RESPONSIBLE FOR

1. John Wolford (2017) 39
2. Riley Skinner (2009) 28
3. Jay Venuto (1980) 22
4. Tanner Price (2011) 21
5. Phillip Barnhill (1989) 20
6. Gary Schofield (1981) 19
7. Tanner Price (2013) 18
8. Sam Hartman (2018) 18
9. Six times, last...
Brian Kuklick (1998) 17

SEASON YARDS PER PLAY

1. John Wolford (2017) 7.54
2. Mike Elkins (1988) 6.95
3. James MacPherson (2002) 6.92
4. Riley Skinner (2009) 6.84
5. Ken Garrett (1971) 6.65
6. Jamie Newman (2018) 6.49
7. Cory Randolph (2003) 6.40
8. Keith West (1990) 6.38



John Wolford

CAREER TOTAL OFFENSE LEADERS

	Rushing	Passing	Total Yards
1. Riley Skinner (2006-09)	161	9,762	9,923
2. John Wolford (2014-17)	1,120	8,794	9,914
3. Tanner Price (2010-13)	280	8,899	9,179
4. Brian Kuklick (1994-98)	-179	8,017	7,838
4. Mike Elkins (1985-88)	-134	7,304	7,170
5. Gary Schofield (1981-83)	-421	7,205	6,784
7. Rusty LaRue (1992-95)	-8	5,016	5,008
8. James MacPherson (1999-02)	231	4,716	4,947
9. Jay Venuto (1979-80)	-141	5,056	4,915
10. Cory Randolph (2002-05)	743	3,899	4,642
11. Keith West (1989-92)	-148	4,748	4,600
12. Phil Barnhill (1987-90)	478	3,931	4,409
13. Chris Barclay (2002-05)	4,032	0	4,032
14. Norman Snead (1958-60)	-54	4,040	3,986
15. James McDougald (1976-79)	3,811	12	3,823
16. Larry Russell (1969-71)	1,923	1,755	3,678
17. Mike McGlamry (1974-77)	-83	3,684	3,601
18. Freddie Summers (1967-68)	949	2,573	3,522
19. Michael Ramseur (1982-85)	3,325	0	3,325
20. Ben Sankey (1996-99)	432	2,750	3,182



Chris Barclay

CAREER ALL-PURPOSE YARDS LEADERS

	Rush	Rec	PR	KOR	Yards
1. Chris Barclay (2002-05)	4,032	381	0	0	4,930
2. James McDougald (1976-79)	3,811	461	0	0	4,272
3. Michael Ramseur (1982-85)	3,325	525	-5	73	4,218
4. John Leach (1990-93)	2,246	974	9	938	4,167
5. Anthony Williams (1988-91)	2,203	74	0	1,762	4,039
6. Ricky Proehl (1986-89)	267	2,949	176	344	3,736
7. Michael Campanaro (2010-13)	238	2,506	156	828	3,728
8. Fabian Davis (1999-02)	624	1,557	722	808	3,711
9. Chris Givens (2009-11)	238	2,473	25	773	3,509
10. John Eglinski (1974-77)	894	1,063	545	894	3,396
11. Morgan Kane (1996-99)	2,550	731	0	17	3,298
12. Kevin Marion (2004-07)	492	548	0	2,160	3,200
13. Bill Barnes (1954-56)	1,607	456	286	649	3,159
Jammie Deese (1996-99)	-7	2,348	0	818	3,159
15. Topper Clemons (1982-85)	2,379	284	0	460	3,123
16. Kenny Duckett (1977-81)	151	1,499	212	1,251	3,113
17. Todd Dixon (1990-93)	27	2,300	167	578	3,072
18. Greg Dortch (2017-18)	29	1,800	438	773	3,040
19. Mark Young (1986-88)	1,811	511	0	708	3,030
20. Darryl McGill (1984-87)	1,569	424	0	979	2,972

9. Riley Skinner (2006) 6.35
10. Dickie Davis (1951) 6.27

SEASON YARDS PER GAME

1. John Wolford (2017) 322.9
2. Riley Skinner (2009) 268.0
3. Phillip Barnhill (1989) 256.4
4. Rusty LaRue (1995) 254.6
5. Sam Hartman (2018) 251.0
6. Mike Elkins (1986) 244.3
7. Brian Kuklick (1997) 236.9
8. Brian Kuklick (1998) 234.0
9. Tanner Price (2011) 228.0
10. Jay Venuto (1979) 225.9

CAREER TOTAL OFFENSE PLAYS

1. Tanner Price (2010-13) 1,804
2. John Wolford (2014-17) 1,720
3. Riley Skinner (2006-09) 1,636
4. Brian Kuklick (1994-98) 1,468
5. Gary Schofield (1981-83) 1,246
6. Mike Elkins (1985-88) 1,240
7. Larry Russell (1969-71) 974
8. Rusty LaRue (1992-95) 950
9. Jay Venuto (1979-80) 923
10. James McDougald (1976-79) 881

CAREER TOUCHDOWNS RESPONSIBLE FOR

1. John Wolford (2014-17) 78
2. Tanner Price (2010-13) 65
3. Riley Skinner (2006-09) 65

4. Brian Kuklick (1994-98) 50
5. Gary Schofield (1981-83) 47

CAREER YARDS PER PLAY (MIN. 200 PLAYS)

1. James MacPherson (1999-02) 6.23
2. Riley Skinner (2006-09) 6.07
3. Mike Elkins (1985-88) 5.78
4. John Wolford (2014-17) 5.76
5. Keith West (1989-92) 5.69

CAREER YARDS PER GAME (MIN. 400 PLAYS)

1. Mike Elkins (1985-88) 224.1
2. Jay Venuto (1979-80) 223.4
3. Gary Schofield (1981-83) 212.0
4. John Wolford (2014-17) 210.9
5. Phillip Barnhill (1987-90) 210.0

ALL-PURPOSE YARDS

SINGLE GAME ALL-PURPOSE YARDAGE

1. John Leach vs. Maryland (11/20/93) 411
2. Chris Barclay vs. Maryland (11/29/03) 316
3. Greg Dortch vs. Towson (9/8/18) 310
4. Todd Dixon vs. Vanderbilt (9/4/93) 296
5. Micah Andrews vs. Vanderbilt (9/1/05) 287
6. Nub Smith vs. William & Mary (10/22/49) 272
7. Wayne Baumgardner at S. Carolina (11/15/80) 271
8. Chris Barclay at Duke (10/29/05) 265
9. Billy Ray Barnes at William & Mary (9/22/56) 265
10. Greg Dortch vs. Georgia Tech (10/21/17) 258

ALL-PURPOSE YARDS/PLACEKICKING

SEASON ALL-PURPOSE YARDAGE

1.	Kenneth Moore (2007)	1,854
2.	Greg Dortch (2018)	1,750
3.	Fabian Davis (2002)	1,747
4.	John Zeglinski (1975)	1,730
5.	John Leach (1993)	1,691
6.	Anthony Williams (1990)	1,606
7.	Chris Barclay (2005)	1,508
8.	Bill Barnes (1956)	1,491
9.	Mark Young (1988)	1,444
10.	Chris Givens (2011)	1,440

SEASON ALL-PURPOSE YARDAGE (PER GAME)

1.	Greg Dortch (2017)	161.2
2.	John Zeglinski (1975)	157.3
3.	John Leach (1993)	153.7
4.	Chris Barclay (2005)	150.8
5.	Bill Barnes (1956)	149.1
6.	Anthony Williams (1990)	146.0
7.	Greg Dortch (2018)	145.8
8.	Kenneth Moore (2007)	142.6
9.	Fabian Davis (2002)	134.4
10.	Todd Dixon (1993)	133.0

PLACEKICKING

SINGLE GAME PATS MADE

8	Nick Sciba at Louisville (10/27/18)
8	Dave Behrmann at Vanderbilt (11/24/90)
8	Joe Bunch at Virginia (10/25/75)

SINGLE GAME FIELD GOALS MADE

5	Wilson Hoyle at North Carolina (10/10/87)
5	Mike Green vs. Maryland (10/19/91)

SINGLE GAME FIELD GOALS ATTEMPTED

7	Sam Swank vs. Florida State (9/20/08)
6	Chuck Ramsey vs. Florida State (9/15/73)
6	Mike Green vs. Maryland (10/19/91)



Wilson Hoyle



Matthew Burdick

LONGEST FIELD GOALS

	Player	Opponent	Date	Yds
1.	Sam Swank	at NC State	10/14/06	53
	Sam Swank	at NC State	10/14/06	53
	Matthew Burdick	Appalachian State	10/3/98	53
	Wade Tollison	Appalachian State	9/8/90	53
5.	Sam Swank	Navy	10/20/07	52
	Sam Swank	at Clemson	11/10/07	52
	Sam Swank	Liberty	9/30/06	52
	Sam Swank	Miami	11/12/05	52
9.	Chad Hedlund	Maryland	10/19/13	51
	Sam Swank	at Florida State	11/11/06	51
	Sam Swank	at NC State	10/14/06	51
	Sam Swank	at Nebraska	9/10/05	51
	Wade Tollison	Appalachian State	9/12/92	51
	Wilson Hoyle	at NC State	9/17/89	51
	Steve Schonert	at South Carolina	11/18/78	51
16.	Mike Weaver	Clemson	11/6/14	50
	Tyler Ashe	Appalachian State	8/31/00	50
	Bill Hollows	at Clemson	9/28/96	50
19.	Nick Sciba	vs. Memphis	12/22/18	49
	Wilson Hoyle	at Clemson	10/31/87	49
	Wilson Hoyle	Boston University	9/13/86	49
	Chuck Ramsey	Miami	9/25/71	49

SINGLE GAME KICK SCORING

1.	Mike Weaver at Syracuse (11/11/17)	16
	Wilson Hoyle at North Carolina (10/10/87)	16
	Mike Green vs. Maryland (10/19/91)	16
4.	Nick Sciba vs. Towson (9/8/18)	15

SEASON FIELD GOAL PERCENTAGE

Min. 10 made	.923 (12-13), Jimmy Newman (2010)
Min. 15 made	.864 (19-22), Nick Sciba (2018)

50-YARD FIELD GOALS MADE

Game	3	Sam Swank at NC State, 10/14/06*
Season	5	Sam Swank (2006)
Career	9	Sam Swank (2005-08)

MOST CONSECUTIVE FIELD GOALS AT START OF CAREER

10	Mike Weaver, 2014
----	-------------------

SEASON PATS MADE

1.	Mike Weaver (2017)	52
2.	Nick Sciba (2018)	50
3.	Sam Swank (2007)	44
4.	Wilson Hoyle (1986)	41
5.	Jimmy Newman (2011)	39

SEASON PATS ATTEMPTED

1.	Mike Weaver (2017)	56
2.	Nick Sciba (2018)	50
3.	Sam Swank (2007)	44
4.	Wilson Hoyle (1986)	42
5.	Jimmy Newman (2011)	41

SEASON FIELD GOALS MADE

1.	Sam Swank (2006)	23
2.	Mike Weaver (2016)	21
	Mike Weaver (2017)	21
4.	Nick Sciba (2018)	19
	Sam Swank (2005)	19

SEASON FIELD GOALS ATTEMPTED

1.	Sam Swank (2006)	31
2.	Mike Weaver (2016)	27
3.	Matt Wisnosky (2002)	25
	Mike Weaver (2017)	25
5.	Sam Swank (2005)	24

CAREER PATS MADE

1.	Sam Swank (2005-08)	124
2.	Mike Weaver (2014-17)	123
3.	Jimmy Newman (2009-12)	121
4.	Wilson Hoyle (1986-89)	119
5.	Matthew Burdick (1996-99)	79

CAREER PATS ATTEMPTED

1.	Sam Swank (2005-08)	125
2.	Jimmy Newman (2009-12)	123
3.	Wilson Hoyle (1986-89)	121
4.	Matthew Burdick (1996-99)	82
5.	Matt Wisnosky (2002-04)	80

CAREER PAT PCT. (MIN. 40 MADE)

1.	Nick Sciba (2018-SA)	100.0 (50-50)
2.	Sam Swank (2005-08)	.992 (124-125)
3.	Jimmy Newman (2009-12)	.984 (121-123)
4.	Wilson Hoyle (1986-89)	.983 (119-121)
5.	Tyler Ashe (1998-01)	.965 (55-57)

CAREER FIELD GOALS MADE

1.	Sam Swank (2005-08)	71
2.	Mike Weaver (2014-17)	68
3.	Matthew Burdick (1996-99)	46
4.	Jimmy Newman (2009-12)	42
5.	Wilson Hoyle (1986-89)	37

CAREER FIELD GOALS ATTEMPTED

1.	Sam Swank (2005-08)	93
2.	Mike Weaver (2014-17)	89
3.	Matthew Burdick (1996-99)	67
4.	Jimmy Newman (2009-12)	58
5.	Wilson Hoyle (1986-89)	53

CAREER FIELD GOAL PCT. (MIN. 20 MADE)

1.	Mike Weaver (2014-17)	.764 (68-89)
1.	Sam Swank (2005-08)	.763 (71-93)
3.	Jimmy Newman (2009-12)	.724 (42-58)
4.	Wilson Hoyle (1986-89)	.698 (37-53)
5.	Matthew Burdick (1996-99)	.687 (46-67)

MOST CONSECUTIVE PATS MADE

1.	Sam Swank (9/1/06-11/30/08)	121
2.	Jimmy Newman (9/19/09-9/1/11)	67
3.	Wilson Hoyle (11/21/87-end of career)	60
4.	Nick Sciba (8/30/18-SA)	50
	Matthew Burdick (9/10/98-end of career)	50

MOST CONSECUTIVE FIELD GOALS MADE

1.	Jimmy Newman (9/1/11-11/5/11)	14
2.	Jimmy Newman (9/2/10-9/1/11)	13
3.	Nick Sciba (10/6/18-SA)	11
3.	Sam Swank (10/8/05-11/12/05)	11
4.	Mike Weaver (8/28/14-11/6/14)	10
	Mike Weaver (8/31/17-9/30/17)	10
	Matthew Burdick (10/30/99-12/25/99)	10
	Wilson Hoyle (9/12/87-10/17/87)	10

* NCAA Record

PUNTING/PUNT RETURNS/KICK RETURNS

PUNT RETURNS

MOST PUNT RETURNS, GAME

- 8 Digit Laughridge vs. S. Carolina (11/9/68)
- James Bland vs. NC State (11/1/52)

MOST PUNT RETURN YARDS, GAME

- 142 George Coghill vs Navy (11/23/91)
- 131 Greg Dortch vs. Towson (9/8/18)
- 107 Todd Dixon vs Duke (10/23/93)
- 106 Gunter Brewer vs. Boston U. (9/13/86)
- 94 Digit Laughridge vs. S. Carolina (11/9/68)

PUNT RETURN TOUCHDOWNS:

- Game: 2, Greg Dortch vs. Towson (9/8/18)
- 2, Johnny Cox, Davidson, 1927
- Season: 2, Greg Dortch, 2018
- 2, Johnny Cox, 1927
- Career: 2, Greg Dortch, 2017-18
- 2, Fabian Davis, 1999-02
- 2, George Coghill, 1989-92
- 2, Johnny Cox, 1927

MOST PUNTS RETURNED SEASON

- 1. Tom Fetzter, 1947 43
- 2. George Coghill, 1992 40
- 3. Fabian Davis, 2002 39
- 4. Kenny Moore, 2007 34
- Digit Laughridge, 1968 34

MOST PUNT RETURN YARDS SEASON

- 1. George Coghill, 1992 405
- 2. Tom Fetzter, 1947 377
- 3. Fabian Davis 363
- 4. Kenny Moore, 2007 355
- 5. Reggie Austin, 1999 329

SEASON PUNT RETURN AVERAGE (MIN. 10 PR)

- 1. George Coghill, 1990 14.5
- 2. Dickie Davis, 1949 13.0
- 3. Kenny Moore, 2006 13.0
- 4. Todd Dixon, 1993 12.8
- 5. Lovell Jackson, 2012 12.8

MOST PUNTS RETURNED CAREER

- 1. Willie Idlette (2003-06) 93
- 2. George Coghill (1989-92) 85
- 3. Digit Laughridge (1966-68) 82
- 4. Fabian Davis (1999-02) 75
- 5. John Zeglinski (1974-77) 70

MOST PUNT RETURN YARDS CAREER

- 1. George Coghill (1989-92) 1,002
- 2. Fabian Davis (1999-02) 722
- 3. Willie Idlette (2003-06) 566
- 4. Tom Fetzter (1946-48) 552
- 5. John Zeglinski (1974-77) 545

PUNT RETURN AVERAGE CAREER (MIN 15 PR)

- 1. George Coghill (1989-92) 11.8
- 2. Bill Barnes (1954-56) 11.4
- 3. Kenny Moore (2004-07) 11.0
- 4. Reggie McCummings (1982-85) 10.4
- 5. John Parham (1950-51, 53-55) 10.4


KICKOFF RETURNS

MOST KICKOFFS RETURNED GAME

- 1. Donnie Frederick vs. Duke (11/17/62) 7
- Brent Morehead vs. North Carolina (11/12/94) 7
- Lovell Jackson vs. North Carolina (10/29/11) 7

SINGLE GAME KICKOFF RETURN YARDS

- 1. Anthony Williams vs. Maryland (10/13/90)195
- 2. Tom Lockridge vs. NC State (11/24/73)194
- 3. John Stone vs. Duke (11/13/99)188



Ryan Plackemeier

- 4. Donnie Frederick vs. Duke (11/17/62)184
- 5. Kevin Marion vs. North Carolina (10/27/07)181

MOST KICKOFFS RETURNED FOR A TOUCHDOWN

- Season: 2, Larry Spencer, 1952
- Career: 3, John Stone (1998-01)

SEASON KICKOFF RETURNS

- 1. Anthony Williams (1989)34
- 2. Lovell Jackson (2011)33
- 3. John Stone (2000)32
- 4. George Ervin (1977)31
- 5. Donnie Frederick (1962)29

SEASON KICKOFF RETURN YARDS

- 1. Kevin Marion (2007)876
- 2. John Stone (2000)789
- 3. Anthony Williams (1990)740
- 4. Lovell Jackson (2011)700
- 5. Michael Campanaro (2010)679

SEASON KICKOFF RETURN AVERAGE (MIN. 10)

- 1. Larry Spencer (1952)42.2
- 2. Kevin Marion (2007)31.3
- 3. John Stone (1999)29.9
- 4. Bill Barnes (1956)28.6
- 5. John Stone (2001)26.7

CAREER KICKOFF RETURNS

- 1. Kevin Marion (2004-07)88
- 2. Anthony Williams (1988-91)87
- 3. John Stone (1999-01)75
- 4. Lovell Jackson (2009-12)64
- 5. Kenny Duckett (1977-81)62

CAREER KICKOFF RETURN YARDS

- 1. Kevin Marion (2004-07)2,160
- 2. John Stone (1999-01)1,906
- 3. Anthony Williams (1988-91)1,762
- 4. Lovell Jackson (2009-12)1,412
- 5. Kenny Duckett (1977-81)1,251

CAREER KICKOFF RETURN AVERAGE (MIN. 20)

- 1. Larry Spencer (1950-52)30.6
- 2. Bill Barnes (1954-56)27.0
- 3. John Stone (1998-01)25.4
- 4. Kevin Marion (2004-07)24.5
- 5. Myles Savage (1994-97)24.33

CAREER PUNTING AVERAGE LEADERS (MIN 100 PUNTS)

- | | Avg. |
|--|-------------|
| 1. Ryan Plackemeier (2002-05) | 45.3 |
| 2. Chuck Ramsey (1971-73) | 44.0 |
| 3. Harry Newsome (1981-84) | 43.6 |
| 4. Dom Maggio (2016-SA) | 42.6 |
| 5. Alex Kinal (2012-15) | 41.8 |
| 6. Tripp Moore (1996-98) | 40.6 |
| 7. Sam Swank (2005-08) | 40.1 |
| 8. Martin Bailey (1985-88) | 40.0 |
| 9. Wayne Wolff (1958-60) | 39.8 |
| 10. Matt Brennie (1999-01) | 39.2 |

SEASON PUNTING AVERAGE LEADERS (MIN 30 PUNTS)

- | | Avg. |
|---------------------------------------|--------------|
| 1. Ryan Plackemeier (2005) | 47.2 |
| 2. Ryan Plackemeier (2003) | 45.6 |
| 3. Harry Newsome (1983) | 45.5 |
| 4. Chuck Ramsey (1973) | 44.8 |
| 5. Harry Newsome (1984) | 44.12 |
| 6. Dom Maggio (2017) | 44.06 |
| 7. Ryan Plackemeier (2004) | 43.9 |
| 8. Alex Kinal (2015) | 43.8 |
| 9. Martin Bailey (1988) | 43.7 |
| 10. Alex Kinal (2014) | 43.6 |

- 6. Tom Lockridge (1973-74)24.26

PUNTING

MOST PUNTS

- Career: 337, Alex Kinal (2012-15) **
- Season: 95, Alex Kinal (2012) ^
- Game: 13, three times:
- Red Cochran at North Carolina (11/16/46)
- Chuck Ramsey vs. Maryland (10/20/73)
- Alex Kinal at FSU (9/15/12)

MOST YARDS PUNTING

- Career: 14,102, Alex Kinal (2012-15) **
- Season: 3,896, Chuck Ramsey (1973)
- Game: 601, Chuck Ramsey vs. Maryland (10/20/73) ^

MOST 50-YARD PUNTS

- Game: 8, Alex Kinal vs. Boston College (10/10/15)
- Season: 29, Ryan Plackemeier, 2005
- Career: 74, Ryan Plackemeier, 2002-05

MOST 60-YARD PUNTS

- Season: 13, Ryan Plackemeier, 2005**

BEST PUNTING AVERAGE

- Career: 45.3 (9,957 yards, 220 punts), Ryan Plackemeier (2002-05)**
- Season: 47.2 (3,165 yards on 67 punts), Ryan Plackemeier (2005)
- Game: 56.4 (282 yards on 5 punts), (min. 5) Ryan Plackemeier at Georgia Tech (11/5/05)
- 48.3 (483 yards on 10 punts), (min. 10) Ryan Plackemeier at Florida State (10/25/03)

MOST GAMES WITH 40-YARD AVERAGE

- Season: 11, Alex Kinal, 2014
- Career: 37, Ryan Plackemeier, 2002-05**

MOST GAMES WITH 50-YARD AVERAGE

- Season: 4, Ryan Plackemeier, 2005
- Career: 7, Ryan Plackemeier, 2002-05**

LONGEST LEGENDARY PUNT

- 99 yards - Harry Rabenhorst at NC State (11/27/1919) (75 in air, 24 roll)

^ - ACC Record ** - NCAA Record

TACKLES

SINGLE GAME TOTAL TACKLES

- Ernie Purnsley vs. Army (10/3/87) 29
- Ed Stetz vs. Clemson (10/30/71) 29
- Ed Stetz vs. Houston (11/21/70) 25
- Ed Stetz vs. NC State (11/14/70) 25
- Brad White vs. Navy (11/23/02) 24
- Bill Armstrong vs. Kansas State (9/27/75) 24
- Jimmie Simmons vs. Army (10/3/87) 23
- Ernie Purnsley vs. NC State (9/20/86) 23
- Scott Roberts vs. Georgia Tech (11/22/86) 23
- Kevin Giles vs. North Carolina (9/5/92) 23

SINGLE GAME SOLO TACKLES

- 19, Ed Stetz at Houston (11/21/70)

SINGLE GAME TACKLES FOR LOSS

- 6, Calvin Pace vs. Duke (10/12/02)
- 6, Nate Bolling vs. Maryland (9/22/01)
- 5.5, Marquel Lee vs. Syracuse (10/8/16)

SINGLE GAME SACKS

- 4.0, Mike McCrary at Maryland (10/17/92)
- 3.0, Duke Ejiiofor at Duke (9/10/16)
- 3.0, Kyle Wilber vs. Presbyterian (9/2/10)
- 3.0, Fred Robbins vs. Arizona State (12/25/99)
- 3.0, Mike McCrary vs. Duke (11/9/91)

SEASON TOTAL TACKLES

- Ed Stetz (1971) 203
- Ed Stetz (1970) 191
- Bill Armstrong (1975) 177
- Scott Roberts (1986) 159
- Carlos Bradley (1979) 157
- Eddie Purnsley (1986) 154
- James Parker (1979) 146
- Marc Hester (1979) 144
- Carlos Bradley (1980) 142
- Lamont Scales (1989) 142

SEASON SOLO TACKLES

- Ed Stetz (1971) 126
- Bill Armstrong (1975) 123
- Ed Stetz (1970) 104
- Kevin Giles (1994) 99
- James Parker (1979) 93
- Tucker Grace (1995) 92
- Carlos Bradley (1979) 90
- Marc Hester (1979) 83
- Bill Armstrong (1976) 83
- Mark Lancaster (1977) 82

SEASON TACKLES FOR LOSS

- Mike McCrary (1992) 23
- Calvin Pace (2002) 22
- Nate Bolling (2001) 21
- Marquel Lee (2016) 20
- Nikita Whitlock (2013) 19
- Tucker Grace (1995) 19
- Bryan Ray (1999) 19
- Calvin Pace (2001) 18
- Dred Booe (1993) 18
- Duke Ejiiofor (2016) 17

SEASON SACKS

- Mike McCrary (1992) 15
- Duke Ejiiofor (2016) 10.5
- Calvin Pace (2001) 10
- Mike McCrary (1991) 10
- Bryan Ray (1999) 10
- Nikita Whitlock (2013) 9
- Maurice Miller (1992) 9
- Calvin Pace (2000) 9
- Calvin Pace (2002) 8
- Marquel Lee (2016) 7.5

CAREER TACKLE LEADERS



Ed Stetz

Tackles

- Ed Stetz (1969-71) 460
- Carlos Bradley (1978-80) 431
- Kevin Giles (1991-94) 410
- Bill Armstrong (1973-76) 402
- Kelvin Moses (1994-99) 399
- Ernie Purnsley (1985-88) 385
- Reggie McCummings (1983-85) 374
- Jimmie Simmons (1984-87) 346
- Aaron Curry (2005-08) 332
- Ryan Janvion (2013-16) 328
- Brandon Chubb (2012-15) 326
- Marc Hester (1977-79) 322
- Rory Holt (1982-86) 319
- Lamont Scales (1989-92) 311
- Tony Scott (1981-85) 306
- Tucker Grace (1992-95) 302
- Jon Abbate (2004-06) 297
- James Parker (1976-79) 297
- Dustin Lyman (1996-99) 293
- Marquel Lee (2013-16) 291

SEASON TACKLES PER GAME

- Ed Stetz (1971) 18.5
- Ed Stetz (1970) 17.4
- Bill Armstrong (1975) 16.1
- Scott Roberts (1986) 14.5
- Carlos Bradley (1979) 14.3
- Ernie Purnsley (1986) 14.0
- James Parker (1979) 13.3
- Marc Hester (1979) 13.1

CAREER SOLO TACKLES

- Bill Armstrong (1973-76) 271
- Ed Stetz (1969-71) 271
- Kevin Giles (1991-94) 247
- Kelvin Moses (1994-99) 239
- Carlos Bradley (1978-80) 219
- Tucker Grace (1992-95) 212
- Ronnie Burgess (1981-84) 211
- Reggie McCummings (1983-85) 207
- Aaron Curry (2005-08) 207
- James Parker (1976-79) 202
- Rory Holt (1982-86) 200
- Marc Hester (1977-79) 196
- Maurice Miller (1989-92) 192
- Tony Scott (1981-85) 188
- Cameron Glenn (2015-18) 183
- Jimmie Simmons (1984-87) 180
- Caron Bracy (2001-04) 180
- Mark Lancaster (1977-79) 179
- Lamont Scales (1989-92) 177
- DaLawn Parrish (1995, 97-99) 177

CAREER TACKLES FOR LOSS

- Calvin Pace (1999-02) 54
- Nikita Whitlock (2010-13) 49
- Mike McCrary (1989-92) 46
- Aaron Curry (2005-08) 45.5
- Fred Robbins (1996-98) 44
- Duke Ejiiofor (2014-17) 43
- Marquel Lee (2013-16) 42
- Nate Bolling (1998-01) 40
- Bryan Ray (1997-00) 39
- Kelvin Moses (1994-99) 37

CAREER SACKS

- Mike McCrary (1989-92) 30
- Calvin Pace (1999-02) 29
- Duke Ejiiofor (2014-17) 23.5
- Bryan Ray (1997-00) 19
- Nikita Whitlock (2010-13) 18.5
- James Parker (1976-79) 15
- Fred Robbins (1996-99) 15
- Kyle Wilber (2008-11) 13.5
- Rudy Thompson (1989-92) 13
- Matt Robinson (2004-05, 07-08) 12.5
- Boo Robinson (2006-09) 12.5

FUMBLE RECOVERIES

- Game 3, Tylor Harris at Louisville (9/27/14)
- Season 5, Kevin Giles (1994)
- Career 7, Aaron Curry (2005-08)
- 7, Gary Baldinger (1982-85)

BLOCKED KICKS

- Game: 2, Tylor Harris, Utah State (9/13/14)
- Season: 3, Tylor Harris, 2014
- Career: 5, Tylor Harris (2012-15)
- 5, Alphonso Smith (2005-08)

SINGLE GAME BLOCKED PUNTS

- Buck Garrison vs. VMI (10/23/43)
- Ed Stowers vs. NC State (10/2/54)

INTERCEPTIONS

MOST PASSES INTERCEPTED, GAME

- 4 Nick Sacrinty at Clemson (12/1/45) ^
- A.J. Greene at Georgia Tech (11/21/87) ^
- 3 Bill Barnes at Virginia (11/12/55)

CONSECUTIVE GAMES WITH AN INTERCEPTION

- 4 Josh Gattis, 2006
- Ronnie Burgess, 1983
- Joe Carazo, 1965

MOST PASSES INTERCEPTED, QUARTER

- 2 Bill Barnes at Virginia (11/12/55) (2Q)
- Joe Carazo vs. Vanderbilt (10/2/65) (4Q)
- AJ Greene vs. Georgia Tech (11/27/87) (2Q)
- Alphonso Smith vs. Maryland (11/25/06) (2Q)
- Alex Frye vs. Duke (9/11/10) (2Q)

MOST PASSES DEFENDED, GAME

- 6 Brad Watson vs. Duke (11/28/15) (6 PBU)
- 5 **Essang Bassey vs. Syracuse (11/3/18) (5 PBU)**
- Alphonso Smith vs. Florida St. (9/20/08) (4 PBU, 1 INT)
- 4 **Amari Henderson at Louisville (10/28/18) (4 PBU)**
- Merrill Noel vs Virginia Tech (10/15/11) (4 PBU)
- Brandon Ghee vs. Maryland (10/10/09) (4 PBU)
- Alphonso Smith vs. Miami (10/25/08) (4 PBU)
- Eric King vs. Florida State (10/25/03) (4 PBU)
- George Coghill vs. Tulsa (11/11/89) (4 PBU)
- AJ Greene vs. Illinois State (9/10/88) (4 PBU)
- AJ Greene vs. Richmond (9/2/87) (4 PBU)

CONSECUTIVE INTERCEPTIONS RETURNED FOR TD

- 3 Alphonso Smith (2007)
- (vs. Boston College, Maryland, Duke)

SEASON INTERCEPTION LEADERS


	Interceptions
1. Alphonso Smith (2007)	8
2. A.J. Greene (1987)	7
Alphonso Smith (2008)	7
4. Josh Bush (2011)	6
Ronnie Burgess (1983)	6
Andy Harper (1966)	6
Joe Carazo (1965)	6
8. Steve Bowden (1971)	5
James Royster (1977)	5
Reggie McCummings (1984)	5
Ronnie Burgess (1984)	5
Josh Gattis (2005)	5
Jessie Bates III (2016)	5

SEASON INTERCEPTION RETURN YARDAGE LEADERS

	Int. Return Yards
1. Aaron Curry (2007)	226**
2. Alphonso Smith (2007)	166
3. Jessie Bates III (2016)	158
4. A.J. Greene (1987)	128
5. Eric King (2003)	127
6. Josh Gattis (2005)	126
7. Larry Spencer (1950)	124
8. Josh Bush (2011)	115
9. Kevin Patterson (2008)	107
10. Kevin Patterson (2007)	104

SEASON PASSES DEFENDED (since 1981)

	Passes Defended
1. Essang Bassey (2017)	19
Merrill Noel (2011)	19
3. Brad Watson (2015)	18
A.J. Greene (1987)	18
Kevin Johnson (2012)	18
6. George Coghill (1989)	17
7. Essang Bassey (2018)	16
8. Kevin Johnson (2013)	15
Eric King (2003)	15
10. Chip Vaughn (2007)	14
Riley Swanson (2006)	14



Alphonso Smith

CAREER INTERCEPTION LEADERS

	Interceptions	Yds	TD
1. Alphonso Smith (2005-08)	21**	249	4
2. Ronnie Burgess (1981-84)	17	176	0
A.J. Greene (1985-88)	17	175	2
4. James Royster (1975-78)	13	92	0
5. Josh Gattis (2003-06)	12	138	1
George Coghill (1989-92)	12	169	2
7. Bill Barnes (1954-56)	11	161	0
Joe Carazo (1963-65)	11	9	0
9. Terry Kuharchek (1968-70)	10	35	0
10. Andy Harper (1964-66)	9	74	0
Digit Laughridge (1966-68)	9	88	1
Chuck Reiley (1959-61)	9	79	0
Reggie Austin (1996-99)	9	62	0

** ACC Record

- Tony Mosley (1987) 14
- Tony Mosley (1988) 14
- Amari Henderson (2017) 14**

CAREER INTERCEPTION LEADERS

	Interceptions
1. Alphonso Smith (2005-08)	21**
2. Ronnie Burgess (1981-84)	17
A.J. Greene (1985-88)	17
4. James Royster (1975-78)	13
5. Josh Gattis (2003-06)	12
George Coghill (1989-92)	12
7. Bill Barnes (1954-56)	11
Joe Carazo (1963-65)	11
9. Terry Kuharchek (1968-70)	10
10. Andy Harper (1964-66)	9
Digit Laughridge (1966-68)	9
Chuck Reiley (1959-61)	9
Reggie Austin (1996-99)	9

CAREER INTERCEPTION RETURN YARDAGE LEADERS

	Int. Return Yards
1. Aaron Curry (2005-08)	278
2. Alphonso Smith (2005-08)	249
3. Jessie Bates III (2016-17)	195
4. Ronnie Burgess (1981-84)	176
Josh Bush (2008-11)	176
6. A.J. Greene (1985-88)	175
7. Kevin Patterson (2005-08)	174
8. Josh Gattis (2003-06)	169
9. Bill Barnes (1954-56)	161
10. Quinton Williams (2000-03)	148
11. D'Angelo Solomon (1994-97)	146
12. Eric King (2001-04)	143


CAREER PASSES DEFENDED (since 1981)

	Passes Defended
1. A.J. Greene (1985-88)	63
2. Alphonso Smith (2005-08)	61
3. Eric King (2001-04)	46
4. George Coghill (1989-92)	46
5. Kevin Johnson (2010, 2012-14)	42
6. Ronnie Burgess (1981-84)	41
7. Merrill Noel (2011-14)	39
8. Essang Bassey (2016-SA)	38
Kenny Okoro (2009-12)	38
9. Tony Mosley (1986-88)	35
10. Amari Henderson (2016-SA)	34

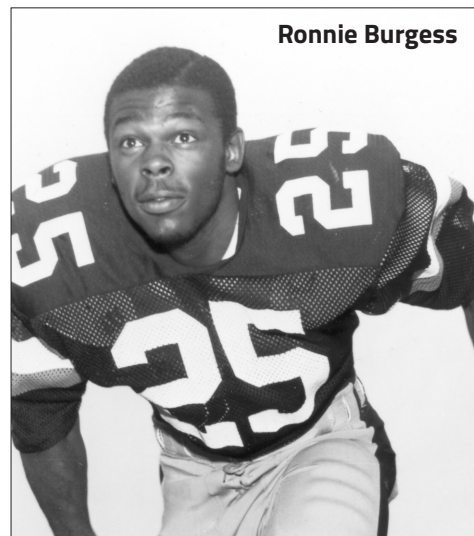
** - ACC Record

^ - Ties ACC Record

\$ - NCAA record for linebackers



A.J. Greene



Ronnie Burgess

LONG PLAYS

LONGEST PASS COMPLETIONS

	Yds	Players (Passer/Receiver)	Opponent
1.	85*	Benjamin Mauk to Jason Anderson	at Clemson (9/4/2004)
	85*	Gary Schofield to Tim Ryan	Clemson ¹ (11/27/1982)
3.	81*	Marshall Williams ^ to Chris Givens	Duke (9/11/2010)
4.	80*	Riley Skinner to Marshall Williams	Elon (9/19/2009)
	80*	Jim Kemp to Todd Dixon	at Northwestern (9/25/1993)
6.	79*	Tanner Price to Chris Givens	Virginia Tech (10/15/2011)
	79*	Cory Randolph to Jason Anderson	East Carolina (9/20/2003)
8.	78*	Kendall Hinton to Cortez Lewis	Louisville (10/30/2015)
	78*	Tanner Price to Chris Givens	at Virginia Tech (10/16/2010)
	78	Cory Randolph to Jax Landfried	at Maryland (11/30/2002)
11.	76	Brian Kuklick to Herman Lewis	Appalachian State (8/29/1996)
12.	75	Norm Snead to Neil MacLean	at Clemson (11/21/1959)
	75*	Brian Kuklick to Kai Snead	at Georgia Tech (9/14/1996)
13.	74*	Cory Randolph to Kenneth Moore	Clemson (10/1/2005)
	74*	Brian Kuklick to Desmond Clark	North Carolina (10/24/1998)
15.	73*	Tanner Price to Terence Davis	at Maryland (10/6/2012)
	73*	Norm Snead to Jerry Ball	at South Carolina (11/27/1958)
17.	71*	Nate Morton ^ to Chris Davis	Miami (11/12/2005)
18.	70	Rusty LaRue to Darrell Braswell	at Virginia (9/30/1995)
	70*	James MacPherson to Jason Anderson	Navy (11/23/2002)
20.	69*	Charlie Carpenter to Winston Futch	NC State (10/11/1958)
	69*	Mike Elkins to Ricky Proehl	Illinois State (9/10/1988)
	69*	Keith West to Todd Dixon	Georgia Tech (11/17/1990)
23.	68*	Keith West to Todd Dixon	Western Carolina (9/14/1991)
24.	67*	Nick Consoles to John Parham	at Virginia (11/12/1955)
	67*	Mike McGlamry to Tom Fehring	NC State (9/7/1974)
	67*	Solomon Everett to Walter Sims	at South Carolina (11/16/1974)

* for touchdown / ^ non-QB throwing / 1 - Mirage Bowl

LONGEST RUNS

	Yds	Players	Opponent
1.	90*	Freddie Summers (QB)	Maryland (11/2/1968)
	90*	Tony Gallovich	William Jewell (9/21/1940)
3.	89*	Tony Gallovich	at Miami (FL) (10/6/1939)
4.	87*	John Mackovic (QB)	at Virginia (9/19/1964)
	87*	Josh Harris	at Virginia Tech (10/16/2010)
6.	85*	Devon Brown	Presbyterian (9/2/2010)
7.	83*	Dickie Davis (QB)	North Carolina (10/27/1951)
	83*	Josh Adams	Florida State (10/11/2007)
9.	81*	Kevin Marion	Boston College (11/4/2006)
10.	80*	Morgan Kane	vs. Florida State ¹ (11/9/1996)
	80*	Red Mayberry	Western Maryland (10/21/39)
	80*	Willie Hipps	Baltimore (10/10/30)
	80*	Fred Grant	Navy Pre-Flight (11/6/43)
14.	78*	Bill Barnes	at William & Mary (9/22/56)
15.	77*	Red Mayberry	Randolph-Macon (9/17/38)
16.	76*	Matt Colburn II	at Syracuse (11/11/2017)
	76	Kito Gary	at East Carolina (9/13/97)
	76*	Brandon Pendergrass	at Boston College (9/26/2009)
18.	75*	Willie Idlette	at Boston College (8/30/2003)
	75*	Phineas Croom	Guilford (10/7/1916)
20.	74	Matt Colburn II	at Louisville (10/27/2018)
	74	Josh Harris	at Vanderbilt (11/27/2010)
	74	Nub Smith	William & Mary (10/22/1949)
	74*	Chris Barclay	Maryland (11/29/2003)
24.	72*	Tarence Williams	Duke (11/4/2000)
25.	71*	Chris Barclay	at Duke (10/29/2005)
	71*	Anthony Young	at Florida State (9/29/2001)

* for touchdown / 1 - Orlando, Fla.

LONGEST PUNT RETURNS

	Yds	Player	Opponent
1.	94*	Nick Sacrinty	at VMI (10/23/1943)
2.	86*	George Coghill	at Navy (11/23/1991)
3.	82*	Fabian Davis	at No. Illinois (8/29/2002)
4.	77*	Bill Barnes	at Wm & Mary (9/22/1956)
5.	75	Jessie Bates III	Utah State (9/16/2017)
6.	74*	Todd Dixon	Duke (10/23/1993)
7.	72*	George Coghill	Army (9/29/1990)
8.	70*	Greg Dortch	Towson (9/8/18)
8.	68*	Nick Sacrinty	Duke (10/13/1945)
9.	62*	Fabian Davis	at Virginia (11/3/2001)
10.	61	Nick Sacrinty	Duke (10/13/1945)
11.	60*	Greg Dortch	Towson (9/8/18)
	60	Lovell Jackson	at Virginia (10/20/2012)
13.	56	Junior Moore	NC State (10/14/1972)
14.	59*	Jessie Bates III	Texas A&M (12/29/2017)
15.	55*	Kenneth Moore	Army (9/15/2007)
16.	50*	Dickie Davis	at Clemson (10/29/1949)
	50*	Willie Idlette	NC State (9/6/2003)
	50*	Michael Campanaro	at Clemson (11/12/2011)

LONGEST PUNTS

	Yds	Player	Opponent
1.	86	Sam Swank	Duke (9/9/2006)
2.	82	Ryan Plackemeier	NC State (10/22/2005)
3.	80	Dom Maggio	Clemson (11/19/2016)
4.	75	Wayne Wolff	NC State (11/5/1960)
5.	74	Don Maggio	Duke (11/25/2017)
	74	Ryan Plackemeier	Clemson (10/1/2005)
	74	Martin Bailey	Duke (11/5/1988)
	74	Red Mayberry	Duke (10/22/1938)

LONGEST KICKOFF RETURNS

	Yds	Player	Opponent
1.	99*	John Stone	at Duke (11/13/1999)
2.	98*	Kevin Marion	North Carolina (10/27/2007)
	98*	Tom Lockridge	at NC State (11/24/1973)
	98	Anthony Williams	at Maryland (10/13/1990)
	98*	Myles Savage	Maryland (10/18/1997)
6.	96*	Larry Spencer	at Furman (11/22/1952)
7.	95*	Todd Dixon	Vanderbilt (9/4/1993)
	95*	John Perry	Duke (9/27/1941)
10.	94*	Nick Sacrinty	VMI (10/23/1943)
11.	93	Kevin Marion	Clemson (10/7/2006)
	93*	John Stone	Georgia Tech (11/17/2001)
13.	89*	Junior Moore	at Virginia Tech (9/18/1971)
	89*	Nick Sacrinty	NC State (10/20/1945)
15.	88*	John Stone	Appalachian St. (8/31/2000)

LONGEST INTERCEPTION RETURNS

	Yds	Player	Opponent
1.	100*	Alphonso Smith	Maryland (9/22/2007)
2.	92*	Harry Rabenhorst	Davidson (11/17/1917)
3.	90*	Tommy Whims	South Carolina (9/24/1955)
4.	86*	Jeremy Thompson	at Connecticut (9/16/2006)
5.	85*	Eric King	Clemson (11/1/2003)
6.	84*	Aaron Curry	Army (9/15/2007)
7.	83*	Larry Spencer	G. Washington (10/21/1950)
8.	80*	George Wirtz	Randolph-Macon (9/17/1938)
9.	77*	Gleen Hart	at Navy (11/23/1991)
	77*	Aaron Curry	North Carolina (10/27/2007)
11.	72*	Josh Banks	at Utah State (9/13/2014)
12.	70*	Jack Ladner	South Carolina (9/24/1955)
	70	Jim Ringgold	Furman (10/5/1940)
14.	69*	Bobby Robinson	at Clemson (11/21/1959)
15.	64*	Kellen Brantley	at Duke (10/18/2003)

* - for touchdown

ANNUAL LEADERS

ANNUAL PASSING LEADERS

Year	Player	Com	Att	Yds	Int	TD
1948	Carroll Blackerby	38	78	598	-	6
1949	Carroll Blackerby	65	131	837	16	3
1950	Ed Kissell	36	70	436	5	4
1951	Ed Kissell	56	120	593	13	4
1952	Sonny George	66	142	868	12	6
1953	Joe White	32	87	486	9	3
1954	Nick Consoles	54	115	743	13	6
1955	Nick Consoles	66	123	787	8	6
1956	Charlie Carpenter	34	91	495	9	2
1957	Jim Dalrymple	21	61	261	4	0
1958	Norman Snead	67	151	1,003	17	5
1959	Norman Snead	82	191	1,361	16	12
1960	Norman Snead	123	259	1,676	14	10
1961	Chuck Reiley	32	88	516	4	5
1962	John Mackovic	57	130	594	12	3
1963	Karl Sweetan	79	218	674	14	1
1964	John Mackovic	89	195	1,340	14	3
1965	Jon Wilson	44	104	513	9	4
1966	Ken Erickson	57	126	787	8	3
1967	Freddie Summers	77	159	909	8	2
1968	Freddie Summers	125	250	1,664	25	9
1969	Larry Russell	70	153	794	15	1
1970	Larry Russell	55	109	671	6	4
1971	Larry Russell	29	73	290	3	2
1972	Andy Carlton	24	70	268	9	1
1973	Andy Carlton	51	141	605	10	2
1974	Mike McGlamry	50	115	585	11	1
1975	Jerry McManus	77	152	950	17	10
1976	Mike McGlamry	91	183	1,066	6	4
1977	Mike McGlamry	133	252	1,532	15	5
1978	David Webber	101	182	1,070	12	2
1979	Jay Venuto	198	363	2,432	17	16
1980	Jay Venuto	214	413	2,624	15	21
1981	Gary Schofield	241	404	2,572	22	18
1982	Gary Schofield	212	376	2,380	15	10
1983	Gary Schofield	187	333	2,253	15	16
1984	Foy White	143	252	1,544	5	12
1985	Foy White	132	210	1,322	6	14
1986	Mike Elkins	205	380	2,541	15	17
1987	Mike Elkins	169	317	1,915	19	7
1988	Mike Elkins	165	280	2,205	10	14
1989	Phil Barnhill	182	377	2,454	11	17
1990	Phil Barnhill	125	276	1,443	12	6
1991	Keith West	153	296	1,969	18	9
1992	Keith West	159	281	2,039	8	12
1993	Jim Kemp	126	217	1,488	13	6
1994	Rusty LaRue	132	230	1,303	9	5
1995	Rusty LaRue	264	421	2,775	13	17
1996	Brian Kuklick	205	396	2,526	13	11
1997	Brian Kuklick	190	312	2,180	11	15
1998	Brian Kuklick	216	396	2,683	17	14
1999	Ben Sankey	133	224	1,496	9	9
2000	J. MacPherson	113	207	1,324	6	3
2001	J. MacPherson	113	209	1,555	11	5
2002	J. MacPherson	123	223	1,837	4	8
2003	Cory Randolph	144	246	1,773	10	8
2004	Cory Randolph	78	147	972	3	4
2005	Benjamin Mauk	85	158	845	1	6
2006	Riley Skinner	171	260	2,053	5	9
2007	Riley Skinner	236	326	2,204	13	12
2008	Riley Skinner	232	363	2,347	7	13
2009	Riley Skinner	264	400	3,160	12	26
2010	Tanner Price	137	241	1,349	8	7
2011	Tanner Price	253	422	3,017	6	20
2012	Tanner Price	228	410	2,300	7	12
2013	Tanner Price	206	378	2,233	10	13
2014	John Wolford	214	367	2,037	14	12
2015	John Wolford	142	233	1,791	11	9
2016	John Wolford	166	299	1,774	10	9
2017	John Wolford	239	374	3,192	6	29
2018	Sam Hartman	161	291	1,984	8	16

ANNUAL RUSHING LEADERS

Year	Player	Rushes	Yards	Avg
1948	Bill Gregus	122	628	5.1
1949	Nub Smith	108	572	5.3
1950	Bill Miller	178	721	4.0
1951	Guido Scarton	106	507	4.8
1952	Bruce Hillenbrand	89	413	4.7
1953	Johnny Parham	96	304	3.2
1954	Nick Maravic	98	430	4.3
1955	Bill Barnes	116	401	3.5
1956	Bill Barnes	168	1,010	6.0
1957	Neil MacLean	108	542	5.0
1958	Neil MacLean	139	624	4.5
1959	Neil MacLean	105	373	3.6
1960	Bobby Robinson	57	232	4.1
1961	Alan White	93	586	6.3
1962	Brian Piccolo	77	324	4.2
1963	Brian Piccolo	84	367	4.4
1964	Brian Piccolo	252	1,044	4.1
1965	Andy Heck	151	497	3.3
1966	Andy Heck	127	608	4.8
1967	Freddie Summers	179	510	2.8
1968	Freddie Summers	159	439	2.8
1969	Larry Russell	187	471	2.5
1970	Larry Hopkins	203	984	4.8
1971	Larry Hopkins	249	1,228	4.9
1972	Frank Harsh	157	663	4.2
1973	Clayton Heath	178	616	3.5
1974	Clark Gaines	98	329	3.4
1975	Clark Gaines	238	929	3.9
1976	James McDougald	232	1,018	4.4
1977	James McDougald	242	987	4.1
1978	James McDougald	146	629	4.3
1979	James McDougald	260	1,177	4.5
1980	Wayne McMillan	152	694	4.6
1981	Wayne McMillan	90	407	4.5
1982	Michael Ramseur	245	966	3.9
1983	Michael Ramseur	125	629	5.0
1984	Michael Ramseur	214	961	4.5
1985	Topper Clemons	164	916	5.6
1986	Darryl McGill	184	859	4.7
1987	Mark Young	179	795	4.4
1988	Mark Young	165	711	4.3
1989	Anthony Williams	119	430	3.6
1990	Anthony Williams	181	866	4.8
1991	Anthony Williams	139	523	3.8
1992	Ned Moultrie	156	717	4.6
1993	John Leach	215	1,089	5.1
1994	Sherron Gudger	78	261	3.3
1995	John Lewis	110	304	2.8
1996	Morgan Kane	135	490	3.6
1997	Herman Lewis	114	491	4.3
1998	Morgan Kane	128	454	3.5
1999	Morgan Kane	275	1,161	4.2
2000	Tarence Williams	130	661	5.1
2001	Tarence Williams	249	1,018	4.1
2002	Tarence Williams	186	852	4.6
2003	Chris Barclay	235	1,192	5.1
2004	Chris Barclay	243	1,010	4.2
2005	Chris Barclay	218	1,127	5.2
2006	Kenneth Moore	105	507	4.8
2007	Josh Adams	219	953	4.4
2008	Brandon Pendergrass	150	528	3.5
2009	Josh Adams	113	541	4.8
2010	Josh Harris	126	720	5.7
2011	Brandon Pendergrass	188	823	4.4
2012	Josh Harris	137	608	4.4
2013	Josh Harris	125	470	3.8
2014	Dezmond Wortham	83	241	2.9
2015	Tyler Bell	129	451	3.5
2016	Matt Colburn II	151	626	4.1
2017	Matt Colburn II	166	904	5.1
2018	Cade Carney	188	1,005	5.3

ANNUAL RECEPTION LEADERS

Year	Player	Rec.	Yds	TD
1948	Red O'Quinn	39	605	7
1949	Red O'Quinn	34	490	6
1950	Jack Lewis	15	195	1
1951	Jack Lewis	32	488	5
1952	Jack Lewis	30	438	5
1953	Bob Ondilla	21	294	3
1954	Ed Stowers	22	277	3
1955	Bill Barnes	31	349	0
1956	Jack Ladner	12	125	1
1957	Aubrey Currie	9	97	0
1958	Pete Manning	25	307	1
1959	Bobby Allen	25	462	4
1960	Bobby Allen	23	391	5
1961	Donnie Frederick	11	237	2
1962	Henry Newton	19	265	2
1963	Wayne Welborn	17	102	0
1964	Richard Cameron	29	410	1
1965	Ken Henry	30	367	2
1966	Ken Henry	20	279	2
1967	Rick Decker	29	352	1
1968	Ron Jurewicz/Rick White	28	451/451	2/1
1969	Gary Winrow	27	277	0
1970	Gary Winrow	20	253	1
1971	Dave Doda	6	31	0
1972	Gary Johnson	9	135	0
1973	Walter Sims	12	143	1
1974	Tom Fehring	17	234	1
1975	Bill Millner	28	327	3
1976	Steve Young	36	414	3
1977	Steve Young	51	483	3
1978	Mike Mullen	22	307	0
1979	Wayne Baumgardner	55	1,000	8
1980	Kenny Duckett	50	656	12
1981	Phil Denfeld	51	461	1
1982	Phil Denfeld	42	424	3
1983	Duane Owens	46	447	5
1984	Duane Owens	30	420	3
1985	Michael Ramseur	54	450	1
1986	James Brim	66	930	5
1987	Ricky Proehl	54	788	6
1988	Ricky Proehl	51	845	8
1989	Ricky Proehl	65	1,053	11
1990	John Henry Mills	46	623	3
1991	John Henry Mills	51	559	1
1992	Todd Dixon	51	750	7
1993	John Leach	41	340	1
1994	Roger Pettus	30	312	0
1995	Marlon Estes	68	833	9
1996	Desmond Clark	61	782	6
1997	Desmond Clark	72	950	5
1998	Jammie Deese	68	826	3
1999	Jammie Deese	32	444	3
2000	Ira Williams	45	495	2
2001	Jason Anderson	28	472	2
2002	Jax Landfried	38	533	1
2003	Jason Anderson	44	751	6
2004	Nate Morton	26	391	1
2005	Nate Morton	39	482	2
2006	Nate Morton	38	617	4
2007	Kenneth Moore	98	1,011	5
2008	D.J. Boldin	81	848	3
2009	Devon Brown	61	671	6
2010	Devon Brown	39	302	1
2011	Chris Givens	83	1,330	9
2012	Michael Campanaro	79	763	6
2013	Michael Campanaro	67	803	6
2014	Cam Serigne	54	531	5
2015	Cortez Lewis	47	611	4
2016	Tabari Hines	38	447	3
2017	Tabari Hines/Greg Dortch	53	683/722	7/9
2018	Greg Dortch	89	1,078	8

ANNUAL LEADERS

ANNUAL SCORING LEADERS

Year	Player	TD	FG	PAT	2XP	Pts
1939	John Polanski	NA				91
1940	Tony Gallovich	NA				63
1941	John Perry	NA				64
1942	John Cochran	NA				62
1943	Fred Grant	NA				42
1944	Richard Brinkley	NA				78
1945	Nick Sacrinty	NA				48
1946	Richard Brinkley	NA				42
1947	Bill Gregus/John O'Quinn/Carl Haggerty					18
1948	Bill Gregus	9	0	0	0	54
1949	Red O'Quinn	6	0	0	0	36
	Bill Smith	6	0	0	0	36
1950	Guido Scarton	7	0	0	0	42
1951	Jack Lewis	5	0	0	0	30
1952	Sonny George	4	2	18	0	48
1953	Sonny George	4	0	8	0	32
1954	Nick Maravic	4	0	0	0	24
1955	Johnny Parham	8	0	3	0	51
1956	Bill Barnes	7	0	2	0	44
1957	Neil MacLean	3	1	7	0	28
1958	Neil MacLean	4	1	11	0	38
1959	Neil MacLean	4	2	13	0	43
1960	Bobby Allen	5	0	0	0	30
1961	Donnie Frederick	5	0	0	1	32
1962	Henry Newton	2	0	0	0	12
	Larry Thomason	2	0	0	0	12
1963	Brian Piccolo	3	1	2	0	23
1964	Brian Piccolo	17	0	9	0	111
1965	Eddie McKinney	0	4	6	0	18
1966	Chick George	0	5	7	0	22
1967	Freddie Summers	10	0	0	0	60
1968	Freddie Summers	7	0	0	0	42
1969	Tracy Lounsbury	0	6	11	0	29
1970	Larry Russell	10	0	0	1	62
1971	Larry Russell	15	0	0	2	94
1972	Clayton Heath	4	0	0	0	24
1973	Chuck Ramsey	0	6	5	0	23
1974	Clark Gaines	3	0	0	1	20
1975	John Zeglinski	10	0	0	0	60
1976	James McDougald	10	0	0	0	60
1977	James McDougald	5	0	0	0	30
1978	James McDougald	4	0	0	0	24
1979	James McDougald	13	0	0	0	78
1980	Kenny Duckett	12	0	0	0	72
1981	Phil Denfeld	1	7	22	0	49
1982	Phil Denfeld	3	5	20	0	53
1983	Michael Ramseur	8	0	0	0	48
1984	Michael Ramseur	11	0	0	0	66
1985	Topper Clemons	7	0	0	1	44
1986	Chip Rives	12	0	0	0	72
1987	Wilson Hoyle	0	16	21	0	69
1988	Ricky Proehl	11	0	0	0	66
1989	Ricky Proehl	11	0	0	0	66
1990	Dave Behrmann	0	10	29	0	59
1991	Mike Green	0	14	19	0	61
1992	Mike Green	0	10	22	0	52
1993	Mike Green	0	9	14	0	41
1994	Bill Hollows	0	9	8	0	35
1995	Marlon Estes	9	0	0	3	60
1996	Desmond Clark	6	0	0	0	36
1997	Matthew Burdick	0	15	24	0	69
1998	Matthew Burdick	0	13	24	0	63
1999	Matthew Burdick	0	16	27	0	75
2000	Tarence Williams	7	0	0	0	42
2001	Tyler Ashe	0	11	33	0	66
2002	Matt Wisnosky	0	17	33	0	84
2003	Chris Barclay	12	0	0	0	72
2004	Chris Barclay	9	0	0	0	54
2005	Sam Swank	0	19	29	0	86
2006	Sam Swank	0	23	33	0	102
2007	Sam Swank	0	18	44	0	98
2008	Sam Swank	0	11	18	0	51
2009	Jimmy Newman	0	11	34	0	67
2010	Jimmy Newman	0	12	31	0	67
2011	Jimmy Newman	0	17	39	0	90
2012	Michael Campanaro	7	0	0	0	42
2013	Chad Hedlund	0	8	26	0	50
2014	Mike Weaver	0	15	19	0	64
2015	Mike Weaver	0	11	24	0	57
2016	Mike Weaver	0	21	28	0	91
2017	Mike Weaver	0	21	52	0	115
2018	Nick Sciba	0	19	50	0	107

ANNUAL TOTAL OFFENSE LEADERS

Year	Player	Plays	Rush	Pass	Total	TDR
1949	Carroll Blackerby	156	-129	837	708	5
1950	Bill Miller	178	721	0	721	5
1951	Ed Kissell	166	85	593	678	5
1952	Sonny George	214	-176	868	692	10
1953	Joe White	119	11	486	497	5
1954	Nick Consoles	131	-103	743	640	6
1955	Nick Consoles	151	-141	787	646	8
1956	Bill Barnes	168	1,010	0	1,010	7
1957	Neil MacLean	108	542	0	542	3
1958	Norm Snead	184	-12	1,003	991	8
1959	Norm Snead	218	4	1,361	1,365	13
1960	Norm Snead	312	-46	1,676	1,630	10
1961	Chuck Reiley	150	103	516	619	4
1962	John Mackovic	150	-10	594	584	3
1963	Karl Sweetan	271	-24	674	650	2
1964	John Mackovic	267	174	1,340	1,514	6
1965	Jon Wilson	164	130	513	643	5
1966	Ken Erickson	217	96	787	883	5
1967	Freddie Summers	338	510	909	1,419	12
1968	Freddie Summers	409	439	1,664	2,103	16
1969	Larry Russell	340	471	794	1,265	5
1970	Larry Russell	305	649	671	1,320	14
1971	Larry Hopkins	249	1,228	0	1,228	5
1972	Frank Harsh	157	663	0	663	0
1973	Andy Carlton	199	44	605	649	2
1974	Mike McGlamry	201	-14	585	571	2
1975	Jerry McManus	198	140	950	1,090	13
1976	Mike McGlamry	231	-42	1,066	1,024	4
1977	Mike McGlamry	291	-33	1,532	1,499	6
1978	David Webber	250	-70	1,070	1,000	2
1979	Jay Venuto	452	65	2,432	2,497	17
1980	Jay Venuto	480	-194	2,624	2,430	22
1981	Gary Schofield	461	-144	2,572	2,428	19
1982	Gary Schofield	413	-177	2,380	2,203	11
1983	Gary Schofield	372	-100	2,253	2,153	17
1984	Foy White	295	6	1,544	1,538	12
1985	Foy White	220	-54	1,322	1,268	14
1986	Mike Elkins	400	-98	2,541	2,443	17
1987	Mike Elkins	371	-89	1,915	1,826	9
1988	Mike Elkins	327	69	2,205	2,274	15
1989	Phil Barnhill	469	366	2,454	2,820	20
1990	Phil Barnhill	351	121	1,443	1,564	8
1991	Keith West	347	-66	1,969	1,903	9
1992	Keith West	329	-96	2,039	1,943	13
1993	Jim Kemp	270	76	1,488	1,564	8
1994	Rusty LaRue	285	30	1,303	1,333	6
1995	Rusty LaRue	505	26	2,775	2,801	17
1996	Brian Kuklick	476	-72	2,526	2,454	12
1997	Brian Kuklick	363	-48	2,180	2,132	17
1998	Brian Kuklick	474	-109	2,683	2,574	17
1999	Ben Sankey	374	405	1,496	1,901	14
2000	J. MacPherson	231	-57	1,324	1,267	3
2001	J. MacPherson	272	111	1,555	1,666	6
2002	J. MacPherson	291	177	1,837	2,014	9
2003	Cory Randolph	340	404	1,773	2,177	13
2004	Cory Randolph	239	287	972	1,259	4
2005	Chris Barclay	218	1127	0	1,127	10
2006	Riley Skinner	312	-71	2,051	1,980	10
2007	Riley Skinner	387	31	2,204	2,235	13
2008	Riley Skinner	467	144	2,347	2,491	14
2009	Riley Skinner	470	56	3,160	3,216	28
2010	Tanner Price	316	120	1,349	1,469	11
2011	Tanner Price	500	-53	3,017	2,964	21
2012	Tanner Price	487	-26	2,300	2,274	14
2013	Tanner Price	501	240	2,233	2,473	19
2014	John Wolford	471	-151	2,037	1,886	12
2015	John Wolford	306	67	1,791	1,858	12
2016	John Wolford	429	521	1,774	2,295	15
2017	John Wolford	514	683	3,192	3,875	39
2018	Sam Hartman	398	275	1,984	2,259	18

ANNUAL ALL-PURPOSE YARD LEADERS

Year	Player	Rush	Rec	KOR	PR	Total
1948	Bill Gregus	628	23	547	4	1,202
1949	Bill "Nub" Smith	572	224	0	0	796
1950	Bill Miller	721	66	45	0	832
	Guido Scarton	562	165	9	79	832
1951	Guido Scarton*	507	290	34	0	836
1952	Larry Spencer	314	19	464	35	832
1953	John Parham*	304	45	137	70	593
1954	John Parham*	238	100	223	91	662
1955	Bill Barnes*	401	349	225	82	1,156
1956	Bill Barnes*	1,010	41	315	114	1,491
1957	Pete Barham	354	93	281	29	757
1958	Neil MacLean	624	3	25	0	652
1959	Bobby Robinson*	287	57	172	31	646
1960	Bobby Robinson	232	113	300	3	648
1961	Alan White	586	48	151	56	857
1962	Donnie Frederick	212	120	660	177	1,169
1963	Brian Piccolo	367	126	74	0	567
1964	Brian Piccolo	1,044	122	0	0	1,166
1965	Joe Carazo*	216	308	66	38	637
1966	Andy Heck	608	46	111	0	765
1967	Jack Dolbin	490	45	342	53	930
1968	Lee Clymer	389	100	473	8	970
1969	Buz Leavitt	461	90	0	0	551
1970	Larry Hopkins	984	0	0	0	984
1971	Larry Hopkins	1,228	-4	0	0	1,224
1972	Frank Harsh	663	15	0	0	678
1973	Clayton Heath	616	44	0	0	660
1974	Tom Lockridge	0	0	594	105	699
1975	John Zeglinski	591	354	542	243	1,730
1976	James McDougald	1,018	33	0	0	1,051
1977	James McDougald	987	123	0	0	1,110
1978	James McDougald	629	129	0	0	758
1979	James McDougald	1,177	176	0	0	1,353
1980	Kenny Duckett	19	656	182	113	970
1981	Wayne McMillan	407	33	248	0	688
1982	Michael Ramseur	966	82	41	0	1,089
1983	Michael Ramseur	629	58	32	-5	714
1984	Michael Ramseur	961	235	0	0	1,196
1985	Michael Ramseur	769	450	0	0	1,219
1986	Darryl McGill	859	138	208	0	1,205
1987	Ricky Proehl	35	788	230	41	1,094
1988	Mark Young	711	245	488	0	1,444
1989	Ricky Proehl	135	1,053	0	116	1,304
1990	Anthony Williams	866	0	740	0	1,606
1991	John Leach	523	271	269	0	1,063
1992	John Leach	575	262	385	0	1,222
1993	John Leach	1,089	340	253	9	1,691
1994	Sherron Gudger	261	40	185	0	486
1995	Marlon Estes	1	833	468	54	1,356
1996	Thabiti Davis	0	792	0	0	792
1997	Desmond Clark	0	950	0	0	

ANNUAL LEADERS

ANNUAL PUNT RETURN LEADERS

Year	Player	Ret	Yds	Avg	TD
1947	Tom Fetzter	43	377	8.8	
1948	Tom Fetzter	14	151	10.8	0
1949	Dickie Davis	13	169	13.0	0
1950	Terry Gwin	23	224	9.7	0
1951	Dickie Davis	18	146	8.1	0
1952	James Bland	21	135	6.4	0
1953	Bruce Hillenbrand	21	161	7.7	0
1954	John Parham	10	91	9.1	0
1955	Bill Barnes	9	82	9.1	0
1956	Jim Dalrymple	13	81	6.2	0
1957	Jim Dalrymple	7	45	6.4	0
1958	Jim Dalrymple	6	47	7.8	0
1959	Winston Futch	6	42	7.0	0
1960	Donnie Frederick	11	50	4.5	0
1961	Winston Futch	11	56	5.1	0
1962	Donnie Frederick	17	177	10.4	0
1963	Jimmy Bedgood	12	118	9.8	0
1964	Joe Carazo	14	86	6.1	0
1965	Andy Harper	7	57	8.1	0
1966	Digit Laughridge	32	173	5.4	0
1967	Digit Laughridge	16	78	4.9	0
1968	Digit Laughridge	34	220	6.5	0
1969	Fred Angerman	11	78	7.1	0
1970	Terry Kuharcheck	16	127	7.9	0
1971	Frank Fussell	23	153	6.7	0
1972	Junior Moore	22	215	9.8	0
1973	Tom Lockridge	12	67	5.6	0
1974	Tom Lockridge	11	105	9.5	0
1975	John Zeglinski	22	243	11.0	1
1976	John Zeglinski	22	187	8.5	0
1977	John Zeglinski	16	83	5.2	0
1978	Lewis Owens	10	88	8.8	0
1979	John Swider	22	109	5.0	0
1980	John Swider	24	87	3.6	0
1981	Tommy Gregg	17	155	9.1	0
1982	Tommy Gregg	27	215	8.0	0
1983	Reggie McCummings	8	109	14.3	0
1984	Tommy Gregg	13	91	7.0	0
1985	Reggie McCummings	14	136	9.7	0
1986	Gunter Brewer	22	209	9.5	0
1987	A.J. Greene	21	190	9.0	0
1988	A.J. Greene	20	138	6.9	0
1989	Ricky Proehl	17	116	6.8	0
1990	George Coghill	19	275	14.5	1
1991	George Coghill	25	312	12.5	1
1992	George Coghill	40	405	10.1	0
1993	Todd Dixon	13	167	12.8	1
1994	Richard Goodpasture	10	74	7.4	0
1995	D'Angelo Solomon	12	82	6.8	0
1996	D'Angelo Solomon	18	157	8.7	0
1997	Reggie Austin	18	93	5.2	0
1998	D'Angelo Solomon	9	61	6.8	0
1999	Reggie Austin	31	329	10.6	0
2000	Adrian Duncan	13	58	4.5	0
2001	Fabian Davis	30	323	10.8	1
2002	Fabian Davis	39	363	9.3	1
2003	Willie Idlette	21	146	7.0	1
2004	Willie Idlette	26	122	4.7	0
2005	Willie Idlette	24	96	4.0	0
2006	Willie Idlette	22	202	9.2	0
2007	Kenneth Moore	34	355	10.4	1
2008	Alphonso Smith	21	108	5.1	0
2009	Devon Brown	11	56	5.1	0
2010	Devon Brown	7	82	11.7	0
2011	Michael Campanaro	9	81	9.0	1
2012	Lovell Jackson	10	128	12.8	0
2013	Michael Campanaro	11	49	4.5	0
2014	Jared Crump	18	130	7.2	0
2015	Tabari Hines	23	91	4.0	0
2016	Jessie Bates III	18	73	4.1	0
2017	Greg Dortch	20	162	8.1	0
2018	Greg Dortch	25	276	11.0	2

ANNUAL KICK RETURN LEADERS

Year	Player	Ret	Yds	Avg	TD
1948	Bill Gregus	22	547	24.9	0
1949	Bill Wilhelmy	4	80	20.0	0
1950	Bob Jones	3	51	17.0	0
1951	Larry Spencer	11	235	21.4	0
1952	Larry Spencer	11	464	42.2	2
1953	John Parham	6	137	22.8	0
1954	John Parham	9	223	24.8	0
1955	Bill Barnes	9	225	25.0	0
1956	Bill Barnes	11	315	28.6	0
1957	Pete Barham	11	281	23.5	0
1958	Bobby Robinson	10	233	23.3	0
1959	Bobby Robinson	7	172	24.6	0
1960	Bobby Robinson	13	300	23.1	0
1961	Alan White	7	151	21.6	0
1962	Donnie Frederick	29	660	22.8	0
1963	Wayne Welborn	14	237	16.9	0
1964	Joe Carazo	11	228	20.7	0
1965	Jimmy Dixon	20	412	20.6	0
1966	Jimmy Johnson	5	121	24.2	0
1967	Fred Angerman	17	366	21.5	0
1968	Lee Clymer	23	473	20.6	0
1969	Fred Angerman	18	309	17.2	0
1970	Ken Garrett	21	405	19.3	0
1971	Junior Moore	15	342	22.8	1
1972	Junior Moore	12	248	20.7	0
1973	Tom Lockridge	21	522	24.9	1
1974	Tom Lockridge	25	594	23.8	0
1975	John Zeglinski	25	542	21.7	0
1976	John Zeglinski	10	162	16.2	0
1977	George Ervin	31	550	17.7	0
1978	Ken Duckett	25	495	19.8	0
1979	Ken Duckett	16	339	21.2	0
1980	Ken Duckett	11	182	16.5	0
1981	Wayne McMillan	12	248	20.7	0
1982	Topper Clemons	23	460	20.0	0
1983	Ronnie Grinton	18	415	23.1	0
1984	Darryl McGill	13	244	18.8	0
1985	Darryl McGill	22	494	22.5	0
1986	David Chambers	17	361	21.2	0
1987	Chip Rives	15	296	19.7	0
1988	Mark Young	22	488	22.2	0
1989	Anthony Williams	34	641	18.9	0
1990	Anthony Williams	29	740	25.5	0
1991	Anthony Williams	22	353	16.0	0
1992	John Leach	21	385	18.3	0
1993	Todd Dixon	24	578	24.1	1
1994	Brent Morehead	17	364	21.4	0
1995	Marlon Estes	24	468	19.5	0
1996	Jammie Deese	16	339	21.2	0
1997	Myles Savage	20	524	26.2	1
1998	Chris McCoy	10	191	19.1	0
1999	John Stone	13	389	29.9	1
2000	John Stone	32	789	24.7	1
2001	John Stone	22	588	26.7	1
2002	Fabian Davis	17	363	21.4	0
2003	Willie Idlette	20	410	20.5	0
2004	Kevin Marion	20	460	23.0	0
2005	Kevin Marion	18	334	18.6	0
2006	Kevin Marion	22	490	22.3	0
2007	Kevin Marion	28	876	31.3	1
2008	Alex Frye	15	332	22.1	0
2009	Lovell Jackson	21	508	24.2	0
2010	Michael Campanaro	28	679	24.2	0
2011	Lovell Jackson	33	700	21.2	0
2012	Orville Reynolds	11	162	14.7	0
2013	John Armstrong	8	150	18.8	0
2014	John Armstrong	22	447	20.3	0
2015	Chuck Wade	17	314	18.5	0
2016	John Armstrong	22	488	22.2	0
2017	Greg Dortch	18	397	22.1	0
2018	Greg Dortch	18	376	20.9	0

ANNUAL TACKLE LEADERS

Year	Player	UT	AT	Tot
1969	John Mazalewski	81	44	125
1970	Ed Stetz	104	87	191
1971	Ed Stetz	126	77	203
1972	unavailable			
1973	David Mebs	60	52	112
	Steve Colavito*	63	45	108
1974	David Mebs	64	63	127
	Randy Carroll*	68	41	109
1975	Bill Armstrong	123	54	177
1976	Bill Armstrong	83	45	128
1977	Mark Lancaster	82	37	119
1978	Carlos Bradley	79	48	127
	James Parker*	80	36	116
1979	Carlos Bradley	90	67	157
	James Parker*	93	53	146
1980	Carlos Bradley	50	92	142
1981	Mike Hodgson	44	40	84
	Ronnie Burgess*	53	16	69
1982	Steve Hammond	74	44	118
1983	Reggie McCummings	79	62	141
1984	Reggie McCummings	73	60	133
1985	Reggie McCummings	55	45	100
	Tony Scott*	55	35	90
1986	Scott Roberts	78	81	159
1987	Jimmie Simmons	71	69	140
1988	Ernie Purnsley	52	71	123
1989	Lamont Scales	62	80	142
1990	Maurice Miller	48	32	80
	George Coghill*	50	17	67
1991	Maurice Miller	63	28	91
1992	Kevin Giles	46	69	115
	Maurice Miller*	62	24	86
1993	Kevin Giles	75	34	109
1994	Kevin Giles	99	23	122
1995	Tucker Grace	91	37	128
1996	Kelvin Moses	72	56	128
1997	Dustin Lyman	57	34	91
1998	DaLawn Parrish	59	16	75
1999	Kelvin Moses	44	26	70
2000	Marquis Hopkins	63	37	100
	Nick Bender*	66	26	92
2001	Marquis Hopkins	75	50	125
2002	Brad White	55	39	94
	Caron Bracy*	56	26	82
2003	Caron Bracy	68	22	90
2004	Jon Abbate	60	41	101
2005	Jon Abbate	41	35	76
2006	Jon Abbate	46	74	120
	Aaron Curry*	52	31	83
2007	Chip Vaughn	66	39	105
2008	Aaron Curry	66	39	105
2009	Dominique Midgett	37	42	79
	Cyhl Quarles*	42	20	62
2010	Hunter Haynes	35	42	77
	Cyhl Quarles*	45	26	71
2011	Cyhl Quarles	52	49	101
2012	Justin Jackson	40	41	81
	A.J. Marshall*	41	35	76
2013	Ryan Janvion	61	34	95
2014	Ryan Janvion	54	61	115
2015	Brandon Chubb	52	55	107
2016	Marquel Lee	63	42	105
2017	Cameron Glenn	65	33	98
2018	Justin Strnad	63	42	105
	Cameron Glenn*	68	30	98

* led team in solo tackles

ANNUAL LEADERS/NATIONAL RANKINGS

ANNUAL INTERCEPTION LEADERS

Year	Player	Int
1949	Dickie Davis/Bob Jones	2
1950	Larry Spencer	5
1951	Three tied	3
1952	James Bland	3
1953	Sonny George	3
1954	Bill Barnes	3
1955	Bill Barnes	5
1956	Bill Barnes	3
1957	Jim Dalrymple	3
1958	Four tied	2
1959	Chuck Reiley	4
1960	Chuck Reiley	4
1961	Seven tied	1
1962	Wally Bridwell	3
1963	Wally Bridwell	3
1964	Joe Carazo/Wayne Welborn	4
1965	Joe Carazo	6
1966	Andy Harper	6
1967	Digit Laughridge	4
1968	Digit Laughridge	3
1969	Terry Kuharchek	4
1970	Terry Kuharchek	4
1971	Steve Bowden	5
1972	Donald Brown/Sammy Rothrock	4
1973	Steve Colavito/Spencer Horne	3
	Tom Lockridge/Rich Sievers	3
1974	Ed McDonald	4
1975	Bill Armstrong/Ed McDonald	3
1976	James Royster	4
1977	James Royster	5
1978	James Royster	4
1979	Derek Crocker	4
1980	Joel Triplett	4
1981	Ronnie Burgess/Steve Litaker/John Swider	2
1982	Ronnie Burgess	4
1983	Ronnie Burgess	6
1984	Ronnie Burgess/Reggie McCummings	5
1985	A. J. Greene	3
1986	A. J. Greene	3
1987	A. J. Greene	7
1988	A. J. Greene	4
1989	Lamont Scales	3
1990	George Coghill	4
1991	George Coghill	4
1992	Kevin Cole	4
1993	Tom Stuetzer	4
1994	Brent Morehead	2
1995	D'Angelo Solomon	3
1996	D'Angelo Solomon	3
1997	Reggie Austin	2
1998	Reggie Austin	4
1999	Adrian Duncan	3
2000	Michael Clinkscale/Adrian Duncan/Quintin Williams	2
	Quintin Williams	2
2001	Kellen Brantley/Marcus McGruder	3
2002	Eric King/Daryl Shaw/Quintin Williams	3
2003	Eric King	3
2004	Marcus McGruder	3
2005	Josh Gattis	5
2006	Josh Gattis	5
2007	Alphonso Smith	8
2008	Alphonso Smith	7
2009	Kenny Okoro	3
2010	Alex Frye	3
2011	Josh Bush	6
2012	Kevin Johnson	3
2013	Kevin Johnson/Merrill Noel	3
2014	Merrill Noel	3
2015	Brad Watson	2
2016	Jessie Bates III	5
2017	Essang Bassey/Justin Strnad	3
2018	Six tied	1

DEACONS IN THE NATIONAL RANKINGS

Week of	AP Rank*	Coaches Rank*	Opponent (Rank)	Result
Oct. 9, 1944	17	-	VMI	W, 37-7
Oct. 23, 1944	17	-	at Miami	W, 27-0
Oct. 30, 1944	17	-	Clemson	W, 13-7
Nov. 6, 1944	12	-	at Duke (20)	L, 0-34
Dec. 3, 1945	19	-	--	End of Year
Oct. 28, 1946	12	-	at Chattanooga	W, 32-14
Nov. 4, 1946	13	-	at Duke	L, 0-13
Oct. 13, 1947	14	-	at George Washington	W, 39-7
Oct. 20, 1947	11	-	Duke	L, 6-13
Nov. 1, 1948	18	-	at Duke	W, 27-20
Nov. 8, 1948	19	-	at Clemson (10)	L, 14-21
Nov. 29, 1948	20	-	--	End of Year
Nov. 7, 1949	18	-	at NC State	L, 14-27
Oct. 16, 1950	19	-	George Washington	W, 13-7
Oct. 23, 1950	17	-	Clemson (16)	L, 12-13
Nov. 13, 1950	16	-	NC State	T, 6-6
Oct. 22, 1979	18	-	Auburn (13)	W, 42-38
Oct. 29, 1979	14	-	at Clemson	L, 0-31
Nov. 5, 1979	20	-	Duke	W, 17-14
Nov. 12, 1979	17	-	at South Carolina	L, 14-35
Nov. 16, 1992	25	-	at NC State (13)	L, 14-42
Jan. 3, 1993	25	17	--	End of Year
Sept. 7, 2003	20	21	Purdue	L, 10-16
Oct. 30, 2006	-	23	Boston College (16)	W, 21-14
Nov. 5, 2006	18	19	at Florida State	W, 30-0
Nov. 12, 2006	14	14	Virginia Tech (19)	L, 6-27
Nov. 19, 2006	20	20	at Maryland	W, 38-24
Nov. 26, 2006	16	16	Georgia Tech (23)	W, 9-6
Dec. 4, 2006	15	15	Louisville (5)	L, 13-24
Jan. 10, 2007	18	17	--	End of Year
Aug. 28, 2008	23	23	at Baylor	W, 41-13
Sept. 6, 2008	20	20	Ole Miss	W, 30-28
Sept. 13, 2008	18	18	Bye Week	
Sept. 20, 2008	18	18	at Florida State (24)	W, 12-3
Sept. 27, 2008	16	15	Navy	L, 17-24
Oct. 2, 2008	21	21	Bye Week	
Oct. 9, 2008	21	21	Clemson	W, 12-7
Oct. 16, 2008	21	19	at Maryland	L, 0-26

WINS AGAINST AP-RANKED TEAMS

Date	WF Rank	Opp. Rank	Opponent	Location	Score
Dec. 1, 1945	-	16 ¹	at Clemson	Clemson, S.C.	13-6
Oct. 26, 1946	-	4 ¹	at Tennessee	Knoxville, Tenn.	19-6
Oct. 11, 1947	-	19 ¹	at North Carolina	Chapel Hill, N.C.	19-7
Nov. 5, 1949	-	16 ¹	at Duke	Durham, N.C.	27-7
Nov. 26, 1953	-	15 ¹	vs. South Carolina	Charlotte, N.C.	19-13
Sept. 13, 1975	-	15 ¹	at NC State	Raleigh, N.C.	30-22
Nov. 13, 1976	-	20 ¹	at South Carolina	Columbia, S.C.	10-7
Sept. 15, 1979	-	12 ¹	at Georgia	Athens, Ga.	22-21
Oct. 13, 1979	-	14 ¹	at North Carolina	Chapel Hill, N.C.	24-19
Oct. 27, 1979	18	13 ¹	Auburn	BB&T Field	42-38
Sept. 7, 1996	-	13 ¹	Northwestern	BB&T Field	28-27
Sept. 6, 1997	-	21 ¹	Northwestern	BB&T Field	27-20
Sept. 25, 1999	-	25 ¹	NC State	BB&T Field	31-7
Nov. 20, 1999	-	14 ¹	Georgia Tech	BB&T Field	26-23
Sept. 6, 2003	-	11 ²	NC State	BB&T Field	38-24
Nov. 4, 2006	22	16 ¹	Boston College	BB&T Field	21-14
Dec. 2, 2006	16	22 ²	vs. Georgia Tech	Jacksonville, Fla.	9-6
Oct. 11, 2007	-	21 ¹	Florida State	BB&T Field	24-21
Sept. 20, 2008	18	24 ¹	at Florida State	Tallahassee, Fla.	12-3
Oct. 8, 2011	-	22 ²	Florida State	BB&T Field	35-30
Dec. 27, 2016	-	23 ¹	Temple	Annapolis, Md.	34-26
Nov. 18, 2017	-	25 ³	NC State	BB&T Field	30-24
Nov. 8, 2018	-	14 ³	NC State	Raleigh, N.C.	27-23

¹ indicates Associated Press poll; ² indicates Coaches poll; ³ indicates College Football Playoff poll

TEAM RECORDS

RUSHING

Rushing Attempts

Most Game 94 vs. Tulsa (10/16/71)
 Most Season 744 in 1971
 Fewest Game 10 vs. NC State (11/18/95)
 Fewest Season 306 in 1995

Rushing Yards

Most Game 528 vs. Tulsa (10/16/71)
 Most Season 3,344 in 1971
 Fewest Game -47 vs. Maryland (10/17/81)
 Fewest Season 479 in 2014

Ball Carriers

Most Game 12, Virginia, 1959
 12, Maryland, 1958
 12, Richmond, 1951
 Fewest Game 2, several times
 Most Recent Syracuse, 2017

First Downs Rushing

Most Game 32 vs. Tulsa (10/16/71)
 Most Season 195 in 1971
 Fewest Game 0, seven times
 Fewest Season 40 in 1995

Average Per Carry

Game 10.2 at Virginia Tech (10/16/10)
 Most Season 4.6 in 2017
 Fewest Season 1.3 in 2014

Rushing Touchdowns

Most Game 7 vs. Tulsa (10/16/71)
 Most Season 33 in 2002
 Fewest Season 4, four times
 (1962, 1963, 1996, 2014)

Opponent Rush Yards

Most Game 536 at Clemson (10/31/81)
 Fewest Game -21, two times:
 Richmond (10/6/51)
 at Furman (11/22/52)
 Most Season 3,473 in 1981
 Fewest Season 626 in 1950

Opponent Avg Per Carry

Game 11.8 vs. Clemson (10/6/18)
 Most Season 5.6 in 1981
 Fewest Season 2.4 in 1952

Opponent Rushing TDs

Most Season 33 in 1990
 Fewest Season 10 in 1952 & 2008

PASSING

Pass Attempts

Most Game 78 at Duke (10/28/95)
 Most Season 483 in 1995
 Fewest Game 3 vs. UNC (10/23/71)
 Fewest Season 80 in 1971

Pass Completions

Most Game 55 at Duke (10/28/95)
 Most Season 289 in 1995
 Fewest Game 0, three times
 Fewest Season 32 in 1971

Passing Yards

Most Game 556 vs. Maryland (10/17/81)
 Most Season 3,599 in 2017
 Fewest Game -1 vs. Duke (11/10/73)
 Fewest Season 340 in 1971

First Downs Passing

Most Game 27 at Ga. Tech (11/21/98)
 Most Season 154 in 2017
 Fewest Season 17 in 1971

Completion Percentage

Best Game 100.0 (11 of 11)
 (min. 10 att.) vs. Navy (12/20/08)
 Best Game 85.3 (29 of 34)
 (min. 20 att.) vs. North Carolina (9/22/79)
 Best Season 71.2 (279 of 392)
 in 2007
 Worst Season 32.0 (63 of 197)
 in 1973

Pass Yards Per Game

Most Season 286.5 in 1998
 Fewest Season 30.9 in 1971

Passing Touchdowns

Most Game 5, at Duke (11/28/09)
 5, Louisville (10/28/17)
 5, Presbyterian (8/31/17)
 Most Season 33 in 2017
 Fewest Season 0 in 1957

Passes had Intercepted

Most Quarter 4 by Maryland (10/2/71)
 Most Game 7 by Texas Tech,
 at Charlotte (11/29/41)
 Most Season 26 in 1958
 Fewest Season 4 in 1971

Opponent Completion Percentage

Highest Season 63.0 in 2018
 Lowest Season 32.9 in 1956

Opponent Pass Yards

Most Game 506 at Florida St. (11/15/97)
 Most Season 3,530 in 2017
 Fewest Game 0, at least 4 times
 (most recent) Navy, 2009
 Fewest Season 497 in 1956
 (49.7 average)

Opponent Passing TDs

Most Season 29 in 2010
 Fewest Season 1 in 1956

TOTAL OFFENSE

Plays

Most Game 105 (60 rush, 45 pass)
 vs. Boston College (9/13/18)
 Most Season 1,067 in 2018
 Fewest Game 41 (27 rush, 14 pass)
 at Army (10/19/63)
 Fewest Season 547 in 1953

Yards

Most Game 734 at Syracuse (11/11/17)
 Most Season 6,055 in 2018
 Fewest Game -2 vs. UNC (9/24/32)
 Fewest Season 1,650 in 1963

TOP SINGLE-GAME PERFORMANCES

RUSHING

	Yards	Opponent	Date
1.	528	Tulsa	10/16/71
2.	444	Clemson	10/17/70
3.	421	North Carolina	10/26/68
4.	419	at Duke	10/29/05
5.	415	Presbyterian	9/2/10
5.	408	Richmond	10/6/51
6.	407	East Carolina	9/17/05
7.	402	at NC State	10/9/71
8.	401	at Virginia	10/25/75
9.	396	Maryland	11/20/93
10.	371	at Syracuse	11/11/17

PASSING

	Yards	Opponent	Date
1.	556	Maryland	10/17/81
2.	545	NC State	11/18/95
3.	501	Georgia Tech	11/4/95
4.	494	at Georgia Tech	11/21/98
5.	478	at Duke	10/28/95
6.	461	Louisville	10/28/17
7.	447	at South Carolina	11/15/80
8.	429	at NC State	9/20/86
9.	421	at NC State	11/7/98
10.	408	Miami (Fla.)	10/31/09

TOTAL OFFENSE

	Yards	Opponent	Date
1.	734	at Syracuse	11/11/17
2.	646	Texas A&M	12/29/17
3.	632	North Carolina	10/26/68
4.	625	Louisville	10/28/17
5.	598	at Virginia	10/25/75
6.	591	Elon	9/3/15
	591	Tulsa	10/16/71
	591	at Louisville	10/27/18
9.	588	Utah State	9/16/17
10.	587	Notre Dame	11/4/17
	587	Auburn	10/27/79

HIGHEST SCORING GAMES

	Score	Opponent	Date
1.	80-0	Florence YMCA	9/25/15
2.	79-0	William Jewell	9/21/40
3.	67-0	Guilford	11/1/24
4.	66-21	Virginia	10/25/75
	66-0	at Camp Davis	9/20/41
	66-0	Western Maryland	10/21/39
7.	65-0	at Elon	11/26/25
	65-0	Guilford	11/15/19
9.	64-0	Tennessee	11/6/1893
	64-43	at Syracuse	11/11/17

HIGHEST SCORING GAMES (TWO TEAMS)

Pts	Score	Opponent	Date
107	55-52	Texas A&M	12/29/17
107	64-43	at Syracuse	11/11/17
106	24-82	at Clemson	10/31/81
102	54-48	Duke	9/11/10
98	35-63	at Georgia Tech	11/21/98
92	24-68	at Stanford	9/18/10
91	56-35	at Louisville	10/27/18
87	66-21	at Virginia	10/25/75
87	35-52	Duke	11/4/89
86	49-37	Army	9/22/12

TOP TEAM SEASONS

RUSHING		PASSING		TOTAL OFFENSE		SCORING		FIRST DOWNS			
Year	Yards	Year	Yards	Year	Yards	Year	Points	Year	Number		
1.	1971	3,344	1.	2017	3,599	1.	2017	6,055	1.	2018	320
2.	2002	3,135	2.	2011	3,291	2.	2018	5,847	2.	2017	296
3.	2018	2,778	3.	2009	3,259	3.	2002	5,305	3.	2002	274
4.	1970	2,496	4.	1998	3,151	4.	2009	4,841	4.	2009	267
5.	2017	2,456	5.	2018	3,069	5.	2011	4,781	5.	2011	263
6.	2003	2,439	6.	1995	3,073	6.	2007	4,425	6.	2001	247
7.	2001	2,438	7.	1981	2,986	7.	1986	4,418	7.	2007	245
8.	2004	2,267	8.	1996	2,795	8.	2006	4,298	8.	1986	241
9.	2005	2,173	9.	1997	2,786	9.	2001	4,292	9.	2006	230
10.	2006	2,099	10.	2015	2,739	10.	2003	4,257	10.	1979	226

RUSH/GAME		PASSING/GAME		OFFENSE/GAME		POINTS/GM		LEAST PENALIZED			
Year	Avg.	Year	Avg.	Year	Avg.	Year	Avg.	Year	Avg.		
1.	1971	304.0	1.	1998	286.5	1.	2017	465.8	1.	1966	27.9
2.	2002	241.2	2.	1995	279.4	2.	2018	449.8	2.	1960	28.8
3.	1970	226.9	3.	2017	276.8	3.	2002	408.1	3.	1985	30.8
4.	2001	221.6	4.	2009	271.6	4.	2009	403.4	4.	1983	33.4
5.	2018	213.7	5.	1981	271.5	5.	1986	401.6	5.	1954	33.4
6.	2004	206.1	6.	1996	254.1	6.	2001	390.2	6.	1994	34.4
7.	1967	203.5	7.	1997	253.3	7.	1988	385.7	7.	1974	35.5
8.	2003	203.2	8.	2011	253.2	8.	1979	383.5	8.	1976	37.5
9.	2005	197.5	9.	1986	241.4	9.	1989	383.4	9.	1991	37.6
10.	2017	188.9	10.	1980	239.5	10.	2011	367.8	10.	1953	37.6

TEAM RECORDS

Average Yards Per Game

Most Season 465.8 in 2017
 Fewest Season 165.0 in 1963

Yards Per Play

Most Season 6.3 in 2017
 Fewest Season 2.8 in 1963

Opponent Yards

Most Game 756 at Clemson (10/31/81)
 Most Season 5,962 in 2018
 Fewest Game 0 by Furman (1952)
 Fewest Season 1,468 in 1950

First Downs

Most Game 38 vs. Tulsa (10/16/71)
 Most Season 320 in 2018
 Fewest Game 0 vs. UNC (9/24/32)
 Fewest Season 87 in 1953

Opponent First Downs

Most Game 35, Clemson in 1981;
 Florida State in 1993
 Virginia Tech in 2010
 Most Season 313 in 2017
 Fewest Game 1, North Carolina, 1944
 Fewest Season 81 in 1946

SCORING

Points

Most Game 80 vs. Florence YMCA
 (all-time) (9/25/15)
 Most Game 66 at Virginia
 (modern) (10/25/75)
 ACC Game 66 at Virginia (10/25/75)
 Per Game 35.3 in 2017
 Most Season 459 in 2017
 Fewest Season 37 in 1963

Most Points In A Half

50 (1st) at Virginia (10/25/75)

Most Points In A Quarter

28 (2nd) at Virginia (10/25/75)
 28 (2nd) at Duke (10/18/03)
 28 (2nd) vs. Clemson (11/1/03)

Most Touchdowns

Most Season 57 in 2017
 Fewest Season 5 in 1963

Opponent Points

Most Game 82 at Clemson in 1981
 Most Season 433 in 2018
 Fewest Season 36 in 1932

Opponent Touchdowns

Most Season 59 in 2018
 Fewest Season 15 in 1956

Largest Victory Margin

(all-time) 80 (80-0) vs. Florence
 YMCA (9/25/15)
 (modern) 52 (59-7) at Duke (11/24/18)

Largest Margin Of Defeat

(all-time) 76 (0-76) at NC State
 (9/30/1908)
 (modern) 63 (0-63) at Oklahoma
 (10/5/74)

Safeties By Wake Forest

Most Game 2 at Florida State (9/29/01)
 Most Season 5 in 2001 (NCAA record)

MISCELLANEOUS

Interceptions (Defense)

Most Quarter 4 at Maryland (10/2/71) (4th)
 Most Game 7 at Georgia Tech (11/21/87)
 Most Season 22 in 2006

Interception Return Yards

Game 211 vs. S. Carolina
 (9/24/55)

Interception Returns for Touchdown

Game 3 vs S Carolina (9/24/55)
 Season 6 in 2007

Penalties

Most Game 15 at Duke (11/7/92)
 Most Season 94 in 1987
 Fewest Game 0 vs. Towson (9/8/18)
 0 at Memphis (10/31/64)
 0 at S. Carolina (11/26/60)
 Fewest Season 27 in 1960

Penalty Yards

Most Game 163 Virginia Tech (9/10/83)
 Most Season 789 yards in 1980
 Fewest Season 279 in 1966

First Downs by Penalty

Most Game 6 Clemson (11/6/14)
 Season 30 in 2015

Fumbles

Most Game 13 (lost 6) at Florida (9/28/57)
 Most Season 43 in 1972
 Fewest Season 8 in 2018

Fumbles Lost

Most Game 8 (of 12) vs. Duke (11/17/56)
 Most Season 25 in 1956
 Fewest Season 4 in 2011

Turnovers

Most Game 9 vs. Duke (11/17/56)
 (8 fumbles, 1 int)
 Most Season 44 in 1978
 Fewest Season 12 in 2011

Kickoff Returns

Most Game 11 vs. Maryland (10/30/10)
 Most Season 69 in 2010

Kickoff Return Yards

Most Game 242 vs. NC State (11/24/73)
 Most Season 1,420 in 2010

Kickoff Return Average

Most Game (min. 3) 48.7 vs. Maryland (10/18/97)
 Most Season 25.1 in 1952

Kickoff Return Touchdowns

Most Game 1, many times
 Most Season 2 in 1952

Punt Returns

Most Game 10 vs NC State (11/1/52)
 Most Season 51 in 1947

Punt Return Yards

Most Game 141 vs. Boston College (9/27/46)
 Most Season 472 in 1940

Punt Return Average

Most Game (min. 3) 34.0 vs. Towson (9/8/18)
 Most Season 14.5 in 1990

Punt Return Touchdowns

Most Game 2 vs. Towson (9/8/18)

Most Season 3 in 1987, 2018

Tackles for Loss

Most Game 18 vs. Navy (11/18/00)
 Most Season 106 in 2017

Tackles for Loss Yards

Most Game 88 vs. Maryland (9/22/07)
 Most Season 419 in 2016

Sacks by

Most Game 9 vs. Maryland (10/17/92)
 Most Season 46 in 1992

Sack Yards

Most Game 72 vs. Maryland (10/17/92)
 Most Season 321 in 1992

WINS AND LOSSES

Undefeated Teams

1888 (1-0); 1892 (4-0-1)

Most Wins

11, 2006 (11-3)

Most Wins, Month

5, September, 2006

Most Losses

10, six times: 1957 (0-10); 1962 (0-10); 1974 (1-10); 1977 (1-10); 1978 (1-10); 1995 (1-10)

Most Ties

3 in 1956

Most Consecutive Wins

In One Season 7 in 1944

Most Consecutive Losses

In One Season 10 five times: 1957, 1962, 1974, 1977, 1978

Most Shutouts

6 in 1929

Most Times Shut Out

7 in 1963

STREAKS

Winning Streak

7 games in 1944

Unbeaten Streak

9 games from 10/20/45 through 10/12/46

Unbeaten In ACC Games

6 games from 10/3/70 through 10/2/71

Consecutive Games Without Being Shutout

123 games from 9/5/98 through 10/18/08

Consecutive Shutouts Posted

4 games in 1930

Losing Streak

18 games from 9/22/62 through 11/9/63

Winless Streak

20 games from 9/22/73 through 11/16/74

Consecutive ACC Losses

17 games from 10/14/89 through 11/2/91

Consecutive Times Shutout

6 games in 1963

MILESTONE GAMES (OVERALL)

Date	Opponent	Result
1	10/18/1888	North Carolina W, 6-4
100	11/8/19	at Va. Tech L, 0-40
200	11/28/29	Mercer W, 13-0
300	9/27/41	at Duke L, 14-43
400	11/3/51	at Clemson L, 6-21
500	11/4/61	at Auburn W, 7-21
600	10/16/71	Tulsa W, 51-21
700	10/18/80	at Maryland L, 10-11
800	10/21/89	at Virginia L, 28-47
900	10/24/98	No. Carolina L, 31-38
1000	9/1/07	at Boston College L 28-38
1100	9/3/15	Elon W 41-3

MILESTONE GAMES (BB&T FIELD)

#	Date	Opponent	Result
1	9/14/68	NC State L, 6-10	
25	9/15/73	Florida St. W, 9-7	
50	11/12/77	South Carolina L, 14-24	
75	11/13/82	Georgia Tech L, 7-45	
100	9/19/87	NC State W, 21-3	
125	10/5/91	Appalachian St. L, 3-17	
150	8/29/96	Appalachian St. W, 19-13	
175	9/30/00	Virginia L, 10-27	
200	10/9/04	Virginia Tech L, 10-17	
225	11/1/08	Duke W, 33-30	
250	9/8/12	North Carolina W 28-27	
275	9/17/16	Delaware W 38-21	

MILESTONE WINS (OVERALL)

#	Date	Opponent	Result
1	1888	North Carolina	6-4
25	10/30/15	Richmond	40-0
50	11/1/24	Guilford	67-0
100	9/7/38	Randolph Macon	57-6
150	11/1/46	Chattanooga	32-14
200	9/19/59	at Florida St.	22-20
250	10/25/75	at Virginia	66-21
300	9/26/87	Appalachian St.	16-10
350	12/25/99	Arizona State	23-3
375	9/17/05	East Carolina	44-34
400	9/6/08	Ole Miss	30-28
425	11/3/12	Boston College	28-14
450	12/29/17	Texas A&M	55-52

MILESTONE WINS (BB&T FIELD)

#	Date	Opponent	Result
1	10/26/68	North Carolina	48-31
10	11/6/71	William & Mary	36-29
20	9/22/79	East Carolina	23-20
30	10/22/83	Virginia	38-34
40	9/12/87	Richmond	24-0
50	9/14/91	W. Carolina	40-24
60	11/16/96	Duke	17-16
70	9/8/01	Appalachian St.	20-10
80	9/24/04	Boston College	17-14
90	9/22/07	Maryland	31-24 OT
100	9/18/09	Elon	35-7
110	9/8/12	North Carolina	28-27
120	9/1/16	Tulane	7-3
130	9/29/18	Rice	56-24

TEAM RECORDS

MOST RUSHING YARDS

1. Tulsa, (10/16/71).....	528
2. Western Maryland, (10/21/39).....	524
3. William Jewell, (9/21/40).....	504
4. Virginia Tech, (10/10/70).....	444
5. North Carolina, (10/26/68).....	421
6. Duke, (10/29/05).....	419
7. Presbyterian, (9/2/10).....	415
8. Richmond, (10/6/51).....	408
9. East Carolina, (9/17/05).....	407
10. NC State, (10/9/71).....	402

FEWEST RUSHING YARDS

1. Maryland (10/17/81).....	-47
2. Virginia (9/21/96).....	-45
3. Florida State (11/14/98).....	-30
4. Utah State (9/13/14).....	-25
5. Louisville (9/27/14).....	-22
6. Virginia (10/8/94).....	-21
7. Miami (11/21/69).....	-18
8. North Carolina (10/16/37).....	-16
9. Virginia (11/12/55).....	-11
NC State (11/7/98).....	-11

MOST RUSHING YARDS ALLOWED

1. Clemson (10/31/81).....	536
2. Oklahoma (10/5/74).....	531
3. Army West Point (10/19/63).....	501
4. Clemson (10/6/18).....	471
5. North Carolina (10/10/81).....	467
6. Navy (10/26/96).....	463
7. South Carolina (11/18/78).....	455
8. Army West Point (10/6/45).....	443
9. North Carolina (10/8/83).....	440
10. Clemson (9/16/00).....	436

FEWEST RUSHING YARDS ALLOWED

1. Furman (11/22/52).....	-21
2. Richmond (10/6/51).....	-21
3. Temple (12/27/16).....	-20
4. Virginia (10/23/76).....	-1
5. NC State (11/1/52) (43 carries).....	6
6. Navy (11/23/91).....	7
7. Wm Jewell (9/21/40).....	9
8. North Carolina (9/23/44).....	11
9. Clemson (10/4/47).....	12
North Carolina (10/6/99).....	12
Boston College (11/3/12).....	12

MOST RUSHING ATTEMPTS

1. Tulsa (10/16/71).....	94
2. Duke (11/7/70).....	78
3. Virginia Tech (9/18/71).....	78
4. South Carolina (11/15/69).....	76
5. NC State (11/18/50).....	73
6. North Carolina (10/23/71).....	72
7. NC State (10/9/71).....	71
8. Purdue (9/21/02).....	69
East Carolina (9/1/01).....	69
South Carolina (10/13/73).....	69
Virginia Tech (9/26/64).....	69

FEWEST RUSHING ATTEMPTS

1. NC State (11/18/95).....	10
2. Louisiana-Monroe (9/14/13).....	15
3. Duke (10/28/95).....	16
4. Georgia Tech (11/4/95).....	17
5. Virginia (10/31/98).....	17
6. South Carolina (11/14/87).....	18
7. Maryland (10/19/96).....	19
Georgia Tech (9/14/96).....	19
Syracuse (11/2/13).....	19
North Carolina (10/5/96).....	19

MOST RUSHING ATTEMPTS ALLOWED

1. Virginia Tech (11/22/75).....	87
2. Duke (10/19/57).....	82
3. Army West Point (9/22/12).....	77
Clemson (11/4/78).....	77
5. South Carolina (11/12/77).....	75
6. Army West Point (10/19/63).....	75
Oklahoma (10/5/74).....	75
8. Maryland (10/4/69).....	74
9. NC State (9/24/77).....	72
Duke (11/15/58).....	72

Virginia Tech (9/4/76).....	72
-----------------------------	----

FEWEST RUSHING ATTEMPTS ALLOWED

1. Clemson (9/12/46).....	16
2. Maryland (11/20/93).....	17
Florida State (11/14/98).....	17
Virginia (11/8/08).....	17
5. Elon (9/3/15).....	19
6. Florida State (11/15/97).....	20
Rutgers (11/8/97).....	20

MOST PASSING YARDS

1. Maryland (10/17/81).....	556
2. NC State (11/18/95).....	545
3. Georgia Tech (11/4/95).....	501
4. Georgia Tech (11/21/98).....	494
5. Duke (10/28/95).....	478
6. Louisville (10/28/17).....	461
7. South Carolina (11/15/80).....	447
8. NC State (9/20/86).....	429
9. NC State (11/7/98).....	421
10. Miami (10/31/09).....	408

MOST PASSING YARDS ALLOWED

1. Florida State (11/15/97).....	506
2. Texas A&M (12/29/17).....	499
3. Indiana (9/24/16).....	496
4. Duke (11/8/80).....	482
5. Duke (11/5/88).....	475
6. Duke (11/6/82).....	445
7. Duke (11/4/89).....	444
8. Syracuse (11/4/17).....	443
9. NC State (9/6/03).....	433
Clemson (10/25/12).....	433

FEWEST PASSING YARDS

1. Duke (11/10/73) (4-11).....	-1
2. Virginia (11/18/72) (0-8).....	0
North Carolina (10/23/71) (1-3).....	0
Virginia (10/5/57) (0-5, 3 INT).....	0
Virginia (11/18/72) (0-8, 2 INT).....	0
6. North Carolina (10/5/63) (6-23).....	4
7. Duke (11/13/71) (1-5).....	5
8. Boston College (11/7/53) (1-7).....	7
South Carolina (11/20/71) (2-7).....	7
10. Tennessee (9/23/72) (2-8).....	9

FEWEST PASSING YARDS ALLOWED

1. Army West Point (9/29/90) (0-3).....	0
Duke (11/17/56) (0-6).....	0
Navy (10/24/09) (0-0).....	0
Virginia Tech (9/26/59) (0-6).....	0
NC State (11/2/57) (0-8).....	0
Duquesne (9/17/49) (0-7).....	0
7. Vanderbilt (10/2/65) (1-5).....	9
Maryland (10/4/69) (1-1).....	9
9. North Carolina (10/23/71) (1-7).....	10
10. South Carolina (11/13/77) (1-2).....	11

MOST TOTAL OFFENSE YARDS

1. Syracuse (11/11/17).....	734
2. Texas A&M (12/29/17).....	646
3. North Carolina (10/36/68).....	632
4. Louisville (10/28/17).....	625
5. Virginia (10/25/75).....	598
6. Tulsa (10/16/71).....	591
Elon (9/3/15).....	591
Louisville (10/27/18).....	591
9. Utah State (9/16/17).....	588
10. Auburn (10/27/79).....	587

FEWEST TOTAL OFFENSE YARDS

1. North Carolina (9/28/35).....	13
2. North Carolina (10/16/37).....	26
3. North Carolina (9/26/31).....	45
4. South Carolina (11/14/87).....	66
5. Maryland (10/20/73).....	69
6. Boston College (11/7/53).....	82
7. North Carolina (10/5/63).....	92
8. Virginia Tech (9/28/63).....	93

MOST TOTAL OFFENSE YARDS ALLOWED

1. Clemson (10/31/81).....	756
2. Florida State (10/14/95).....	749
3. Notre Dame (11/4/17).....	710

4. Duke (11/6/82).....	706
5. Clemson (10/6/18).....	698
6. Houston (9/29/67).....	695
7. Florida State (10/30/93).....	647
8. Virginia (10/23/82).....	643
9. Oklahoma (10/5/74).....	640
10. NC State (11/24/73).....	638

FEWEST TOTAL OFFENSE YDS ALLOWED

1. Furman (11/22/52).....	0
2. North Carolina (9/23/44).....	12
3. Maryland (10/7/44).....	38
4. NC State (11/1/52).....	51
5. Richmond (10/6/51).....	63
6. Virginia Tech (9/17/55).....	68
7. Duquesne (9/17/49).....	78
8. Georgetown (10/4/46).....	84
9. North Carolina (10/11/47).....	94
Delaware (9/17/16).....	94

MOST TOTAL OFFENSE PLAYS

1. Boston College (9/13/18).....	105
2. Florida State (10/20/18).....	104
3. Western Carolina (9/4/82).....	103
4. Tulsa (10/16/71).....	101
5. Texas A&M (12/29/17).....	97
6. Minnesota (10/5/68).....	96
7. Tulane (8/30/18).....	94
Duke (10/28/95).....	94
9. Purdue (10/19/68).....	93
10. Notre Dame (9/22/18).....	92
Virginia (9/28/02).....	92
Georgia Tech (10/5/02).....	92
Duke (11/3/90).....	92

FEWEST TOTAL OFFENSE PLAYS

1. Army West Point (10/19/63).....	41
2. South Carolina (11/22/56).....	43
South Carolina (11/14/87).....	43
4. North Carolina (10/11/47).....	44
Duke (10/19/57).....	44
6. Auburn (11/4/61).....	46
Baylor (9/23/61).....	46
8. Virginia (10/6/56).....	48
Virginia (10/5/57).....	48
10. NC State (11/22/62).....	49
Louisiana-Monroe (8/28/14).....	49

MOST TOTAL OFFENSE PLAYS ALLOWED

1. Louisiana-Monroe (8/29/13).....	104
Appalachian State (10/3/81).....	104
3. Syracuse (11/11/17).....	99
4. Vanderbilt (11/27/75).....	97
5. Virginia Tech (10/16/75).....	96
Maryland (10/19/96).....	96
Clemson (11/4/78).....	96
8. Syracuse (11/3/18).....	95
South Carolina (9/19/70).....	95
Virginia (10/23/82).....	95

FEWEST OFFENSE PLAYS ALLOWED

1. Georgetown (10/4/46).....	32
2. NC State (11/18/50).....	37
3. North Carolina (10/11/47).....	41
Virginia Tech (9/27/58).....	41
5. NC State (9/13/69).....	42
6. Delaware (9/17/16).....	43
Presbyterian (8/29/13).....	43
8. Duke (10/25/47).....	44
9. Tennessee (11/3/62).....	45
10. North Carolina (10/23/71).....	46

MOST FIRST DOWNS

1. Tulsa (10/16/71).....	38
2. Georgia Tech (11/21/98).....	37
3. Notre Dame (11/4/17).....	34
4. Miami (10/31/09).....	33
Syracuse (11/11/17).....	33
6. Towson (9/8/18).....	32
Tulane (8/30/18).....	32
Virginia (10/25/75).....	32
9. Texas A&M (12/29/17).....	31
North Carolina (11/8/03).....	31
Georgia (9/15/79).....	31
Duke (11/6/82).....	31

FEWEST FIRST DOWNS GAINED

1. North Carolina (9/30/1916).....	0
North Carolina (9/24/32).....	0
3. Maryland (10/20/73).....	1
4. North Carolina (9/28/35).....	2
North Carolina (10/16/37).....	2
6. Boston College (11/8/47).....	4
South Carolina (11/14/87).....	4
Duke (9/27/41).....	4
Baylor (11/17/51).....	4
10. Several Times, last... Louisiana-Monroe (8/28/14).....	5

MOST FIRST DOWNS ALLOWED

1. Virginia Tech (10/16/10).....	35
Florida State (10/30/93).....	35
Clemson (10/31/81).....	35
4. Syracuse (11/11/17).....	33
Florida State (10/23/68).....	33
Duke (11/6/82).....	33
NC State (11/24/73).....	33
Clemson (11/4/78).....	33
9. Texas A&M (12/29/17).....	32
Houston (9/29/67).....	32
Auburn (9/20/69).....	32

FEWEST FIRST DOWNS ALLOWED

1. North Carolina (9/23/44).....	1
2. Guilford (10/6/23).....	2
Maryland (10/7/44).....	2
Presbyterian (8/29/13).....	2
Elon (9/16/39).....	2
6. Miami (10/27/44).....	3
Virginia Tech (9/17/55).....	3
William Jewell (9/21/40).....	3
9. Georgetown (9/27/47).....	4
North Carolina (10/11/47).....	4
North Carolina (10/11/47).....	4
NC State (10/18/41).....	4
NC State (10/2/54).....	4

MOST FIRST DOWNS BY RUSHING

1. Tulsa (10/16/71).....	32
2. Virginia (10/25/75).....	24
3. Virginia Tech (9/18/71).....	23
4. William & Mary (11/6/71).....	21
South Carolina (10/15/69).....	21
5. Duke (11/7/70).....	20
6. North Carolina A&T (9/18/04).....	20
7. Several times, last Duke (11/24/18).....	19

FEWEST FIRST DOWNS BY RUSHING

1. Florida State (11/14/98).....	0
Maryland (10/19/96).....	0
Virginia (10/8/94).....	0
Clemson (11/2/91).....	0
Maryland (10/17/81).....	0
Duke (11/7/81).....	0
Maryland (10/20/73).....	0

MOST RUSHING FIRST DOWNS ALLOWED

1. Clemson (10/31/81).....	27
2. North Carolina (10/8/83).....	25
3. Clemson (9/16/00).....	24
North Carolina (10/10/81).....	24
5. Virginia Tech (11/19/81).....	23
Army West Point (10/19/63).....	23
Oklahoma (10/5/74).....	23
North Carolina (10/9/82).....	23
9. Virginia (10/22/83).....	22
Virginia Tech (11/22/75).....	22
NC State (11/24/73).....	22

FEWEST RUSHING FIRST DOWNS ALLOWED

1. Gardner-Webb (9/17/11).....	0
2. Boston College (11/3/12).....	1
Elon (9/3/15).....	1
Virginia (10/23/76).....	1
North Carolina (9/23/44).....	1

TEAM RECORDS

MOST PASSING FIRST DOWNS

1. Georgia Tech (10/21/98)	27
2. Georgia Tech (11/4/95)	26
3. North Carolina (10/9/93)	24
Maryland (10/17/81)	24
NC State (11/18/95)	24
4. Duke (10/28/95)	22
5. South Carolina (11/15/80)	21
6. Miami (8/31/09)	21
7. Tulane (8/30/18)	20
8. Notre Dame (11/4/17)	20
9. NC State (9/20/86)	20

FEWEST PASSING FIRST DOWNS

1. by many	0
----------------------	---

MOST PASSING FIRST DOWNS ALLOWED

1. Texas A&M (12/29/17)	24
2. Florida State (9/15/97)	23
3. Syracuse (11/11/17)	22
4. Boston College (9/1/07)	21
Duke (11/8/80)	21
5. NC State (9/6/03)	20
Duke (11/5/88)	20
6. Louisville (10/27/18)	19
Townson (9/8/18)	19
Louisville (10/28/17)	19
Duke (11/28/15)	19
Boston College (11/3/12)	19
Clemson (11/12/11)	19
Boston College (11/4/06)	19
Maryland (11/20/93)	19
Virginia Tech (11/25/72)	19

FEWEST PASSING FIRST DOWNS ALLOWED

1. by many	0
----------------------	---

MOST FIRST DOWNS BY PENALTY

1. Clemson (11/6/14)	6
2. NC State (10/1/16)	5
Indiana (9/26/15)	5
Florida State (10/3/15)	5
Florida State (11/14/98)	5
Duke (11/16/96)	5
Florida State (9/17/94)	5
Duke (10/22/94)	5
Maryland (10/17/81)	5
Richmond (11/14/81)	5
Appalachian State (11/22/80)	5
North Carolina (10/14/78)	5

MOST FIRST DOWNS ALLOWED BY PENALTY

1. Virginia (10/24/87)	6
2. Utah State (9/13/14)	5
North Carolina (10/11/80)	5
Duke (10/22/11)	5
Duke (9/9/06)	5
3. Miami (10/26/13)	4
Florida State (11/9/13)	4

MOST PENALTIES

1. Duke (11/7/92) (106 yards)	15
2. Clemson (10/19/02) (125 yards)	14
North Carolina (10/27/51) (120 yards)	14
Duke (11/7/87) (117 yards)	14
3. Virginia (10/3/70) (117 yards)	13
Appalachian State (10/3/81) (106 yards)	13
Clemson (9/4/04) (125 yards)	13
4. Boston College (9/21/51) (130 yards)	12
Clemson (11/1/80) (125 yards)	12
Virginia Tech (10/10/70) (116 yards)	12
Boston College (10/15/05) (110 yards)	12
North Carolina (10/8/88)	12
Duke (10/22/94)	12

MOST PENALTY YARDS

1. Furman (10/4/41)	153
2. George Washington (10/21/50)	137
3. Boston College (9/21/51) (12 penalties) 130	
Clemson (11/1/80) (12 penalties)	125
Clemson (10/19/02) (14 penalties)	125
Clemson (9/4/04) (13 penalties)	125
7. William & Mary (9/22/73) (9 penalties)	124
8. North Carolina (10/27/51) (14 penalties) 120	
9. North Carolina (10/21/72) (11 penalties) 119	

10. Miami (11/21/69) (8 penalties)	117
Virginia (10/3/70) (13 penalties)	117

MOST PENALTIES BY OPPONENT

1. Florida State (9/17/94) (142 yards)	18
2. Duke (11/5/88) (131 yards)	16
3. Clemson (11/27/82) (116 yards)	15
Virginia Tech (9/28/63) (45 yards)	15
Florida State (10/16/99) (124 yards)	15
6. Virginia Tech (9/10/83) (163 yards)	14
Florida State (10/30/93) (110 yards)	14
Boston College (8/30/03) (107 yards)	14
Florida State (11/14/98) (139 yards)	14
10. Florida State (10/8/11) (109 yards)	13
NC State (10/1/16) (144 yards)	13

MOST PENALTY YARDS BY OPPONENT

1. Virginia Tech (9/10/83) (14 penalties)	163
2. Maryland (10/17/81) (12 penalties)	145
3. NC State (10/1/16) (13 penalties)	144
4. Clemson (11/1/80) (12 penalties)	143
5. Florida State (9/17/94) (18 penalties)	142
6. Virginia (10/31/59) (9 penalties)	140
7. Florida State (9/20/08) (12 penalties)	139
Florida State (11/14/98) (14 penalties)	139
9. Florida State (9/19/59) (8 penalties)	135
10. Virginia Tech (10/10/70) (9 penalties)	132

FEWEST PENALTIES

1. Towson (9/8/19)	0
Memphis (10/31/64)	0
South Carolina (11/26/60)	0
4. Syracuse (10/8/16) (5 yards)	1
Clemson (11/12/11) (10 yards)	1
Connecticut (11/29/07) (6 yards)	1
Clemson (9/28/96) (5 yards)	1
Virginia (10/3/92) (10 yards)	1
Georgia Tech (11/16/85) (5 yards)	1
Kansas State (9/27/75) (5 yards)	1
Duke (11/16/68) (4 yards)	1
Clemson (9/24/60) (15 yards)	1
Maryland (10/22/60) (5 yards)	1
Duke (11/17/56) (5 yards)	1
Boston College (11/7/53) (5 yards)	1

FEWEST PENALTIES BY OPPONENT

1. Louisville (10/28/17)	0
Boston College (9/9/17)	0
Boston College (9/6/13)	0
North Carolina (10/26/68)	0
NC State (11/5/60)	0
Duke (11/12/60)	0
5. Many times, last: Delaware (9/17/16) (5 yards)	1

GREATEST TIME OF POSSESSION

1. Delaware (9/17/16)	39:56
2. Elon (9/3/15)	38:52
Miami (10/31/09)	38:52
4. Western Carolina (9/4/82)	38:48
5. Virginia (10/23/82)	38:43
6. Virginia (10/23/76)	38:37
7. Louisville (11/12/16)	38:16
8. South Carolina (11/15/80)	38:15
9. Rutgers (11/8/97)	38:08
10. Duke (10/22/11)	38:07

LOWEST TIME OF POSSESSION

1. Georgia Tech (9/14/96)	17:50
2. Virginia Tech (10/16/10)	18:34
3. NC State (11/18/17)	18:53
4. South Carolina (11/14/87)	19:34
5. South Carolina (9/5/81)	19:39
6. Northwestern (9/25/93)	19:51
7. Virginia (10/22/88)	20:25
8. Virginia (10/8/94)	20:38
9. Vanderbilt (9/3/94)	20:50
10. Louisiana-Monroe (9/14/13)	21:01

MOST KICKOFF RETURNS

1. Maryland (10/30/10) (161 yards)	11
2. Clemson (11/4/78) (216 yards)	10
Florida State (10/14/95) (233 yards)	10
4. Connecticut (11/15/03) (194 yards)	9
Duke (11/6/82) (130 yards)	9

Duke (11/17/62) (234 yards)	9
West Virginia (10/1/55) (98 yards)	9
9. By many	8

MOST KICKOFF RETURN YARDS

1. NC State (11/24/73) (7 returns)	242
2. Duke (11/17/62) (9 returns)	234
3. Florida State (10/14/95) (10 returns)	233
4. Duke (10/22/94) (8 returns)	220
5. Clemson (11/4/78) (10 returns)	216
6. Duke (11/13/99) (6 returns)	207
7. Stanford (9/18/10) (8 returns)	204
8. Army West Point (10/19/63) (8 returns) 196	
9. Maryland (10/13/90) (5 returns)	195
10. Connecticut (11/15/03) (9 returns)	194
Clemson (9/16/00) (8 returns)	194

MOST KICKOFF RETURNS ALLOWED

1. Duke (9/11/10)	9
William & Mary (10/22/49)	9
Richmond (10/6/51)	9
4. By many, last: Presbyterian (8/31/17)	8

MOST KICKOFF RETURN YARDS ALLOWED

1. Duke (11/21/09) (8 returns)	234
2. Duke (9/11/10) (9 returns)	222
3. Memphis (12/22/18) (7 returns)	215
4. Geo. Washington (10/18/47) (8 returns) 204	
5. Maryland (10/10/09) (6 returns)	194
6. Duke (11/3/90) (5 returns)	186
7. North Carolina (10/27/07) (8 returns)	184
8. William & Mary (10/7/50) (8 returns)	174
9. Duke (11/13/99) (3 returns)	173
10. Maryland (10/19/13) (6 returns)	171

MOST PUNT RETURNS

1. NC State (11/1/52) (66 yards)	10
2. NC State (10/2/54) (118 yds)	9
Virginia (9/9/78) (74 yards)	9
NC State (11/15/47)	9
5. South Carolina (11/9/68) (94)	8
North Carolina (10/27/51) (67 yards)	8
Boston U. (9/13/86) (135 yards)	8
North Carolina (10/18/52) (74 yards)	8
Richmond (10/6/51) (63 yards)	8
Duquesne (9/17/49) (65 yards)	8
South Carolina (11/28/46) (84 yards)	8
Boston College (9/27/46) (141 yards)	8

MOST PUNT RETURN YARDS

1. Boston College (9/27/46) (8 returns)	141
2. Towson (9/8/18) (4 returns)	136
Navy (11/23/91) (6 returns)	136
4. Boston U. (9/13/86) (8 returns)	135
5. Duke (10/26/40)	120
6. NC State (10/2/54) (9 returns)	118
7. Duke (10/23/93) (4 returns)	107
8. William & Mary (9/22/56) (4 returns)	106
9. Richmond (9/30/50) (7 returns)	105
10. Clemson (11/2/63) (6 returns)	96

MOST PUNT RETURNS ALLOWED

1. Maryland (10/20/73) (151 yards)	11
2. Florida State (10/25/03) (216 yards)	10
3. Tennessee (9/23/72) (108 yards)	9
Auburn (9/20/69) (159 yards)	9
5. Clemson (10/6/62) (15 yards)	8

MOST PUNT RETURN YARDS ALLOWED

1. Florida State (10/25/03) (10 returns)	216
2. Auburn (9/20/69) (9 returns)	159
3. Clemson (10/6/62) (8 returns)	155
4. North Carolina (9/9/00) (7 returns)	153
5. Maryland (10/20/73) (11 returns)	151
6. Michigan (10/2/76) (7 returns)	131
7. Vanderbilt (11/24/12) (4 returns)	129
8. Virginia (10/28/61) (6 returns)	125
9. SMU (9/16/72) (6 returns)	124
10. West Virginia (10/1/55) (3 returns)	121

MOST PUNTS

1. Clemson (10/12/40) (610 yards)	15
2. North Carolina (11/16/46) (569 yards)	14
Duke (10/26/40) (440 yards)	14

4. Maryland (10/20/73) (601 yards)	13
Florida State (9/15/12) (520 yards)	13
5. Clemson (10/6/18) (496 yards)	12
Syracuse (11/2/13) (495 yards)	12
NC State (11/10/13) (520 yards)	12
Auburn (9/20/69) (432 yards)	12
TCU (11/8/52) (409 yds)	12
NC State (11/9/40) (436 yards)	12

FEWEST PUNTS

1. Towson (9/8/18)	1
Presbyterian (8/31/17)	1
Delaware (9/17/16)	1
Navy (10/20/07)	1
Navy (11/18/00)	1
UAB (10/23/99)	1
Virginia (10/25/75)	1
Presbyterian (11/3/45)	1

MOST PUNTS BY OPPONENT

1. NC State (11/1/52) (526 yards)	13
2. Furman (11/22/52) (462 yards)	12
South Carolina (11/9/68) (409 yards)	12
4. Boston College (11/26/16) (410 yards)	11
Elon (9/3/15) (486 yards)	11
Syracuse (11/2/13) (442 Yards)	11
Gardner-Webb (9/17/11) (371 yards)	11
North Carolina (10/18/52) (512 yards)	11
Duke (10/25/47) (550 yards)	11

FEWEST PUNTS BY OPPONENT

1. Clemson (10/31/81)	0
Duke (11/8/75)	0
Auburn (9/20/69)	0

MOST FUMBLES

1. Duke (11/17/56) (lost 8)	12
2. Virginia Tech (9/28/63) (lost 4)	9
3. North Carolina (9/26/42) (lost 3)	8
4. Virginia Tech (11/25/72) (lost 5)	7
South Carolina (11/24/51) (lost 5)	7
Virginia Tech (11/9/57) (lost 2)	7
7. Virginia (9/17/66) (lost 6)	6
South Carolina (11/15/69) (lost 5)	6
Baylor (9/23/61) (lost 5)	6
Clemson (10/4/47) (lost 4)	6
Clemson (10/12/46) (lost 4)	6
Clemson (11/3/73) (lost 2)	6

MOST FUMBLES LOST

1. Duke (11/17/56)	8
2. Virginia (9/17/66)	6

OPPONENT FUMBLES

1. North Carolina (10/18/52) (lost 6

CLASS RECORDS

PASSING

Completion Percentage

Senior:	Riley Skinner (2009)	.660 (264-400)
Junior:	Riley Skinner (2008)	.639 (232-363)
Sophomore:	Riley Skinner (2007)	*.724 (236-326)
R-Freshman:	Riley Skinner (2006)	.658 (171-260)
T-Freshman:	John Wolford (2014)	.583 (214-367)

Passing Yards

Senior:	John Wolford (2017)	*3,192
Junior:	Phil Barnhill (1989)	2,454
Sophomore:	Tanner Price (2011)	3,017
R-Freshman:	Riley Skinner (2006)	2,051
T-Freshman:	John Wolford (2014)	2,037

Pass Attempts

Senior:	Rusty LaRue (1995)	421
Junior:	Tanner Price (2012)	410
Sophomore:	Tanner Price (2011)	*422
R-Freshman:	Riley Skinner (2006)	260
T-Freshman:	John Wolford (2014)	367

Pass Completions

Senior:	Rusty LaRue (1995)	*264
	Riley Skinner (2009)	*264
Junior:	Riley Skinner (2008)	232
Sophomore:	Tanner Price (2011)	253
R-Freshman:	Riley Skinner (2006)	171
T-Freshman:	John Wolford (2014)	214

Passing Touchdowns

Senior:	John Wolford (2017)	*29
Junior:	Phil Barnhill (1989)	17
Sophomore:	Tanner Price (2011)	20
R-Freshman:	Riley Skinner (2006)	9
T-Freshman:	Sam Hartman (2018)	16

RECEIVING

Receptions

Senior:	Kenneth Moore (2007)	*98
Junior:	Chris Givens (2011)	83
Sophomore:	Greg Dortch (2018)	89
R-Freshman:	Cam Serigne (2014)	54
T-Freshman:	Chuck Wade (2015)	33

Receiving Yards

Senior:	Ricky Proehl (1989)	1,053
Junior:	Chris Givens (2011)	*1,330
Sophomore:	Greg Dortch (2018)	1,078
R-Freshman:	Greg Dortch (2017)	722
T-Freshman:	Tabari Hines (2015)	366

Receiving Touchdowns

Senior:	Ricky Proehl (1989)	11
Junior:	Kenny Duckett (1980)	*12
Sophomore:	John Zeglinski (1975)	8
R-Freshman:	Greg Dortch (2017)	9
T-Freshman:	Todd Dixon (1990)	4

Yards Per Reception

Senior:	David Richmond (1983)	17.0
Junior:	Wayne Baumgardner (1980)	18.6
Sophomore:	Todd Dixon (1991)	*19.9
R-Freshman:	Jason Anderson (2001)	16.9
T-Freshman:	Todd Dixon (1990)	19.8

RUSHING

Rushing Yards

Senior:	Larry Hopkins (1971)	*1,228
Junior:	Tarence Williams (2001)	1,018
Sophomore:	Chris Barclay (2003)	1,192
R-Freshman:	Josh Adams (2007)	953
T-Freshman:	James McDougald (1976)	1,018

Rushing Attempts

Senior:	Morgan Kane (1999)	*275
Junior:	Tarence Williams (2001)	249
Sophomore:	James McDougald (1977)	242
R-Freshman:	Josh Adams (2007)	219
T-Freshman:	James McDougald (1976)	245

Rushing Touchdowns

Senior:	Brian Piccolo (1964)	*15
	Larry Russell (1971)	*15
Junior:	Larry Russell (1970)	10
	Freddie Summers (1967)	10
	Tarence Williams (2001)	10
Sophomore:	Chris Barclay (2003)	12
R-Freshman:	Josh Adams (2007)	11
T-Freshman:	James McDougald (1976)	10

Yards Per Carry

Senior:	Bill Barnes (1956)	6.00
Junior:	Ken Garrett (1971)	*6.70
Sophomore:	Micah Andrews (2005)	5.60
R-Freshman:	Micah Andrews (2004)	6.14
T-Freshman:	Chris Barclay (2002)	4.88

SCORING

Points Scored

Senior:	Mike Weaver (2017)	*115
Junior:	Sam Swank (2007)	98
Sophomore:	Sam Swank (2006)	102
R-Freshman:	Sam Swank (2005)	86
T-Freshman:	Nick Sciba (2018)	107

Touchdowns Scored

Senior:	Brian Piccolo (1964)	*17
Junior:	Kenny Duckett (1980)	12
	Chip Rives (1986)	12
Sophomore:	Chris Barclay (2003)	12
R-Freshman:	Josh Adams (2007)	12
T-Freshman:	James McDougald (1976)	10

Field Goals

Senior:	Mike Weaver (2017)	21
Junior:	Mike Weaver (2016)	21
Sophomore:	Sam Swank (2006)	*23
R-Freshman:	Sam Swank (2005)	19
T-Freshman:	Nick Sciba (2018)	19

TOTAL OFFENSE

Senior:	John Wolford (2017)	*3,875
Junior:	Phil Barnhill (1989)	2,820
Sophomore:	Tanner Price (2011)	2,964
R-Freshman:	Riley Skinner (2006)	1,980
T-Freshman:	Sam Hartman (2018)	2,259

ALL-PURPOSE YARDS

Senior:	Kenneth Moore (2007)	*1,854
Junior:	Anthony Williams (1990)	1,606
Sophomore:	John Zeglinski (1975)	1,730
R-Freshman:	Greg Dortch (2017)	1,290
T-Freshman:	Michael Ramseur (1982)	1,089

PUNTING AVERAGE

Senior:	Ryan Plackemeier (2005)	*47.2
Junior:	Harry Newsome (1983)	45.5
Sophomore:	Ryan Plackemeier (2003)	45.6
R-Freshman:	Alexander Kinal (2012)	40.7
T-Freshman:	Ryan Plackemeier (2002)	43.2

DEFENSE

Total Tackles

Senior:	Ed Stetz (1971)	*203
Junior:	Ed Stetz (1970)	191
Sophomore:	Ernie Purnsley (1986)	154
R-Freshman:	Lamont Scales (1989)	142
T-Freshman:	Kevin Giles (1991)	91

Unassisted Tackles

Senior:	Ed Stetz (1971)	*126
Junior:	Bill Armstrong (1975)	123
Sophomore:	Reggie McCummings (1983)	79
R-Freshman:	Kelvin Moses (1995)	71
T-Freshman:	Ronnie Burgess (1981)	53

Tackles For Loss (since 1973)

Senior:	Mike McCrary (1992)	*24
Junior:	Bryan Ray (1999)	19
Sophomore:	Matt Petz (1998)	15
R-Freshman:	Fred Robbins (1996)	11
	Kelvin Moses (1995)	11
T-Freshman:	Marvin Mitchell (1987)	6
	Rudy Thompson (1989)	6

Sacks (since 1977)

Senior:	Mike McCrary (1992)	*16
Junior:	Duke Ejifor (2016)	10.5
Sophomore:	Calvin Pace (2000)	9
R-Freshman:	Maurice Gravely (1991)	3
	Harold Gragg (1993)	3
	Fred Robbins (1996)	3
	Nate Bolling (1998)	3
	Matt Robinson (2004)	3
	Kyle Wilber (2008)	3
T-Freshman:	Rudy Thompson (1989)	4

Passes Defended (since 1981)

Senior:	Alphonso Smith (2008)	20
Junior:	A.J. Greene (1987)	*25
Sophomore:	Essang Bassey (2017)	19
R-Freshman:	Merrill Noel (2011)	21
T-Freshman:	A.J. Greene (1985)	7

Interceptions

Senior:	Alphonso Smith (2008)	7
Junior:	Alphonso Smith (2007)	*8
Sophomore:	Kevin Byrnes (1971)	5
	Larry Spencer (1950)	5
R-Freshman:	Jessie Bates III (2016)	5
T-Freshman:	A.J. Greene (1985)	3
	John Herrlein (1951)	3

Punt Returns

Senior:	George Coghill (1992)	40
Junior:	Tom Fetzer (1947)	*43
Sophomore:	Digit Laughridge (1966)	32
R-Freshman:	Greg Dortch (2017)	20
T-Freshman:	Tabari Hines (2015)	23

* School record

MISCELLANEOUS RECORDS

BIGGEST COMEBACKS SINCE 1955

Deficit	Date	Opponent	Score	Time of Deficit	Final Score
1. 24	11/10/01	North Carolina	0-24	1:45 (2nd)	32-31
2. 21	9/22/07	Maryland	3-24	6:32 (3rd)	31-24 OT
3. 19	12/31/92	Oregon	10-29	4:44 (3rd)	39-35
4. 18	12/22/18	Memphis	10-28	11:04 (2nd)	37-34
18	10/27/79	Auburn	20-38	1:40 (2nd)	42-38
6. 17	11/11/17	Syracuse	21-38	9:05 (2nd)	64-43
6. 14	Nine Times, last ... 12/29/17	Texas A&M	0-14	11:04 (1st)	55-52

BLOWN LEADS SINCE 1955

Lead	Date	Opponent	Score	Time of Lead	Final Score
1. 23	11/20/93	Maryland	29-6	10:12 (3rd)	32-33
2. 21	9/13/97	East Carolina	21-0	9:23 (2nd)	24-25
3. 17	10/31/09	Miami	17-0	10:36 (2nd)	27-28
17	10/16/05	Boston College	17-0	8:34 (2nd)	30-35
17	9/28/02	Virginia	34-17	7:36 (3rd)	34-38
17	9/20/86	NC State	24-7	0:29 (2nd)	38-42

FOURTH QUARTER COMEBACKS SINCE 1955

Date	Opponent	Deficit	Time	Key Play	Key Players	Final Score
12/22/18	Memphis	34-30	:35	1-yard run	Newman	37-34
11/8/18	NC State	23-13	6:08	32-yard pass	Newman to Freudenthal	27-23
12/29/17	Texas A&M	52-48	2:18	1-yard run	Matt Colburn	55-52
11/11/17	Syracuse	43-40	11:48	29-yard run	John Wolford	64-43
9/23/17	Appalachian St.	19-17	7:22	25-yard field goal	Mike Weaver	20-19
9/8/12	North Carolina	27-21	12:50	1-yard run	Tanner Price	28-27
10/22/11	Duke	23-17	6:52	66-yard pass	Price to Givens	24-23
9/12/09	Stanford	17-10	0:02	1-yard run	Riley Skinner	24-17
12/20/08	Navy	19-14	7:52	8-yard pass	Skinner to Wooster	29-19
11/1/08	Duke	23-22	10:16	20-yard pass	Skinner to Boldin	33-30 OT
10/9/08	Clemson	7-6	5:28	7-yard pass	Skinner to Boldin	12-7
9/6/08	Mississippi	28-27	0:03	41-yard field goal	Sam Swank	30-28
9/22/07	Maryland	24-17	0:03	6-yard TD pass	Skinner to Tereshinski	31-24 OT
9/9/06	Duke	13-7	1:28	2-yard TD run	M. Andrews	14-13
10/1/05	Clemson	27-24	0:33	6-yard TD pass	Randolph to Marion	31-27
9/25/04	Boston College	14-10	1:09	40-yard TD pass	Randolph to Idlette	17-14
8/30/03	Boston College	28-25	1:47	43-yard TD pass	Randolph to Davis	32-28
10/5/02	Georgia Tech	21-16	5:29	10-yard TD run	T. Williams	24-21
11/23/02	Navy	27-23	0:53	5-yard TD run	F. Davis	30-27
11/3/01	Virginia	30-27	1:42	64-yard TD pass	MacPherson to Anderson	34-30
11/10/01	North Carolina	31-26	1:17	1-yard TD run	J. MacPherson	32-31
9/25/97	NC State	18-16	0:43	37-yard FG	M. Burdick	19-18
9/7/96	Northwestern	27-21	0:51	30-yard TD pass	Kuklick to D. Clark	28-27
11/16/96	Duke	16-10	1:27	3-yard TD pass	Kuklick to D. Clark	17-16
9/10/94	Appalachian St.	10-9	4:01	47-yard FG	Hollows	12-10
10/1/94	Army	27-23	5:54	14-yard TD rush	R. LaRue	33-27
9/12/92	Appalachian St.	7-3	1:11	4-yard TD pass	West to Mills	10-7
10/17/92	Maryland	23-20	12:43	49-yard TD pass	West to Dixon	30-23
11/14/92	Clemson	15-10	3:40	31-yard TD pass	West to Dixon	18-15
12/31/92	Oregon	29-24	12:02	61-yard TD pass	Jones to Dixon	39-35
11/9/91	Duke	14-13	9:56	23-yard TD rush	J. Leach	31-14
10/15/88	Maryland	24-19	1:22	1-yard TD run	T. Rogers	27-24
10/3/87	Army	13-10	2:46	26-yard TD pass	Elkins to Proehl	17-13
9/28/85	Appalachian St.	13-12	6:32	15-yard TD pass	White to Scales	24-21
10/13/84	North Carolina	3-0	12:43	1-yard TD pass	White to Chambers	14-3
11/10/84	Duke	16-13	0:16	7-yard TD pass	White to Scales	20-16
10/2/82	Virginia Tech	10-5	3:06	11-yard TD pass	Schofield to Richmond	13-10
10/2/82	Auburn	21-17	6:22	4-yard TD pass	Schofield to Baumgardner	24-21
10/3/81	Appalachian St.	14-7	1:21	9-yard TD pass	Schofield to Denfeld	15-7
11/8/80	Duke	24-20	10:36	3-yard TD run	H. Threatt	27-24
10/27/79	Auburn	38-35	11:22	4-yard TD run	McDougald	42-38
10/6/79	Virginia Tech	14-13	1:19	3-yard TD run	Johnston	19-14
9/15/79	Georgia	21-16	14:29	9-yard TD pass	Venuto to McDougald	22-21
9/15/73	Florida State	7-6	0:03	41-yard FG	Ramsey	9-7
11/1/72	Duke	7-3	0:54	28-yard TD run	Garrett	9-7
9/13/69	NC State	21-14	0:05	1-yard TD run	S. Bowden	22-21
10/23/65	North Carolina	10-6	6:00	43-yard TD pass	Wilson to Henry	12-10
11/20/65	Memphis State	14-13	11:49	1-yard TD run	Heck	21-20
10/24/64	Maryland	17-14	1:50	1-yard TD run	Piccolo	21-17
11/16/63	South Carolina	19-13	7:45	3-yard TD run	Sweetan	20-19
11/15/60	North Carolina	12-6	2:21	15-yard TD pass	Snead to Frederick	13-12
9/19/59	Florida State	20-15	1:56	5-yard TD run	Robinson	22-20
9/26/59	Virginia Tech	18-14	7:10	4-yard TD run	Ball	27-18
10/17/59	NC State	14-10	6:48	2-yard TD run	Bonecutter	17-10
11/5/55	William & Mary	7-6	NA	1-yard TD run	Consoles	13-7

FASTEST SCORES SINCE 1957

Time	Date	Opponent	How	Who
1. 14:54	10/25/75	Virginia	Safety	—
2. 14:46	9/1/07	Boston College	21 yd Int. TD	A. Smith
3. 14:46	11/22/75	Virginia Tech	29 yd Fum. TD	Armstrong
4. 14:07	10/6/12	Maryland	73 yd TD	Price to Davis
5. 14:03	10/6/84	Richmond	28 yd TD	White to Brim
6. 14:01	10/20/07	Navy	13 yd TD	Skinner to Moore
7. 13:43	11/16/91	Georgia Tech	22 yd FG	Green
8. 13:36	9/10/88	Illinois State	69 yd TD	Elkins to Proehl
9. 13:23	11/14/64	South Carolina	62 yd TD	Mackovic to Piccolo
10. 13:16	9/29/90	Army	72 yd Punt Ret. TD	Coghill
10. 13:16	10/5/57	Virginia	Punt Block TD	McLean (b)/Moore (r)

LONGEST DRIVES BY PLAYS

Pl-Yds	Opp	TOP	Result	Date
20-80	Vandy	10:08	TD	10/7/2000
19-80	Furman	8:30	FG	11/23/1974
19-73	Clemson	6:51	FG	10/27/1990
18-83	Rutgers	8:46	FG	10/2/1999
18-92	UNC	6:31	LOD	10/12/1985
18-69	Duke	6:06	TD	11/16/1996
18-55	GT	4:03	FUM	10/14/2000
17-64	Clemson	7:41	FG	10/1/2005
17-64	GT	7:40	FGA	11/14/1992
17-58	Florida St.	7:29	FUM	9/25/2010
17-69	GT	7:18	FG	11/5/2005
17-66	Auburn	7:04	LOD	9/19/1981
17-90	Rutgers	6:41	TD	10/2/1999
17-77	GT	6:25	FG	10/5/2002
17-74	Virginia	5:12	FGA	10/22/1983
17-80	GT	5:10	TD	11/17/2001
17-59	Oregon	5:07	FG	12/31/1992
17-90	Duke	4:57	TD	10/28/1995

LONGEST DRIVES BY YARDS

Pl-Yds	Opp	TOP	Result	Date
13-99	WCU	5:12	TD	9/14/1991
9-99	Navy	3:31	TD	9/23/1995
6-99	UNC		TD	9/28/1940
13-98	Clemson	5:48	TD	11/1/2003
12-98	Vandy	5:08	TD	11/29/2008
12-98	Navy Bowl	3:48	TD	12/20/2008
9-98	Duke	3:47	TD	9/29/2012
9-97	App St.	3:13	TD	9/23/2017
11-97	ULM	1:55	TD	9/14/2013
6-97	WCU	2:55	TD	9/14/1991
15-96	Syracuse	6:13	TD	9/2/2006
7-96	Navy	2:56	TD	11/18/2000

LONGEST DRIVES BY TIME

Pl-Yds	Opp	TOP	Result	Date
20-80	Vanderbilt	10:08	TD	10/7/2000
15-71	Virginia	8:49	TD	11/8/2008
12-37	UNC	8:48	Punt	10/26/2002
18-83	Rutgers	8:46	FG	10/2/1999
16-79	Miami	8:34	TD	10/26/2013
19-80	Furman	8:39	FG	11/23/1974
13-65	Virginia	8:00	punt	11/6/1993
15-57	NC State	7:57	FG	11/13/2010
16-64	Ole Miss	7:52	FG	9/6/2008
16-76	NC State	7:47	TD	11/15/2014
16-70	Virginia	7:46	INT	10/24/1987
13-68	Boston Co.	7:46	FG	9/9/2017

BEST STARTS

Record	Last	#
3-0	2017	11
4-0	2017	6
5-0	2006	3
6-0	1944	1
7-0	1944	1
4-1	2017	13
5-1	2016	8
6-1	2006	3
7-1	2006	3
8-1	2006	2
9-1	2006	1
5-2	2016	12
6-2	2007	6
7-2	1979	2
8-2	1979	1
9-2	2006	1
10-2	2006	1
11-2	2006	1
6-3	2016	12
7-3	1992	3
8-3	1979	1

WORST STARTS

Record	Last	#
0-3	2000	20
0-4	2000	11
0-5	2000	9
0-6	2000	7
0-7	2000	6
0-8	1974	5
1-4	1995	19
1-5	1995	13
1-6	1995	9
1-7	2000	7
2-5	2014	22
2-6	2014	18
2-7	2014	14
2-8	2014	9
2-9	2010	4

BOWL GAME RECORDS

INDIVIDUAL

Note: Individual statistics are not available from the 1946 Gator and 1949 Dixie Bowl games.

Pass Attempts
John Wolford 49 2017 Belk

Pass Completions
John Wolford 32 2017 Belk

Completion Pct
Riley Skinner 1.000 (11-11) ^ 2008 EagleBank
^ - NCAA Bowl Record

Passing Yards
John Wolford 400 2017 Belk

Passing Touchdowns
John Wolford 4 2017 Belk

Passes Had Intercepted
Jay Venuto 3 1979 Tangerine
Keith West 3 1992 Independence

Receptions
Kenneth Moore 11 2007 Meineke

Receiving Yards
Alex Bachman 171 2018 Birmingham
Todd Dixon 166 1992 Independence
Jason Anderson 157 2002 Seattle

Most Receiving Touchdowns
Todd Dixon 2 1992 Independence
Jason Anderson 2 2002 Seattle
Tabari Hines 2 2017 Belk

Rushing Attempts
Nick Sacrinty 27 1946 Gator Bowl
Kevin Harris 24 2008 EagleBank
Brandon Pendergrass 24 2011 Music City

Rushing Yards
Nick Sacrinty 188 1946 Gator Bowl
Matt Colburn II 150 2017 Belk
Kevin Harris 136 2008 EagleBank

Rushing Touchdowns
Jamie Newman 3 2018 Birmingham
John Leach 2 1992 Independence
Josh Adams 2 2008 EagleBank

All-Purpose Yards
Alex Bachman 176 2018 Birmingham
Kevin Harris 172 2008 EagleBank
Kenneth Moore 169 2007 Meineke

Total Offense Yards
John Wolford 468 2017 Belk
Jamie Newman 419 2018 Birmingham

Points Scored
Jamie Newman 18 2018 Birmingham

Touchdowns Scored
Jamie Newman 3 2018 Birmingham

Total Tackles
Jon Abbate 15 2007 FedEx Orange

Unassisted Tackles
Justin Strnad 9 2018 Birmingham
Kevin Giles 8 1992 Independence
Chip Vaughn 8 2008 EagleBank

Assisted Tackles
Jon Abbate 11 2007 FedEx Orange

Fumble Recoveries
11 Times, last...
Justin Strnad 1 2017 Belk Bowl
Jaboree Williams 1 2017 Belk Bowl

Interceptions
9 Times, last ...
Demetrius Kemp 1 2018 Birmingham

Long Interception Return
Merrill Noel 18 2011 Music City

Blocked Kicks
George Coghill 2 (PAT, FG) 1992 Independence

Sacks
Fred Robbins 3 1999 Independence

Tackles for Loss
Fred Robbins 4 1999 Independence

Pass Break-Ups
Essang Bassey 3 2017 Belk

Punts
Alex Wulfreck 8 2011 Music City

Punting Yards
Alex Wulfreck 320 2011 Music City

Punting Average
Ryan Plackemeier 48.4 2002 Seattle
(5 punts, 242 yards)

Field Goals
Nick Sciba 3 2018 Birmingham
Matthew Burdick 3 1999 Aloha

Field Goal Attempts
Matthew Burdick 4 1999 Aloha

Points by Kicking
Nick Sciba 13 2018 Birmingham
Mike Weaver 13 2017 Belk Bowl

Kickoff Returns
John Armstrong 4 2016 Military
Ronchie Johnson 4 1979 Tangerine

Kickoff Return Yards
John Armstrong 133 2016 Military

Punt Returns
Fabian Davis 5 2002 Seattle

Punt Return Yards
Jessie Bates III 59 (1) 2017 Belk

Punt Return Touchdowns
Jessie Bates III 1 (59) 2017 Belk

TEAM

Note: Records with an asterisk do not include the 1946 Gator and 1949 Dixie Bowl games.

First Downs
High: 31 2017 Belk
Low: 15 1999 Aloha

Rushing Attempts*
High: 66 2002 Seattle
Low: 29 2007 FedEx Orange

Rushing Yards
High: 368 1946 Gator
Low: 30 1979 Tangerine

Passing Yards
High: 400 2017 Belk
Low: 18 1946 Gator

Pass Attempts
High: 49 2017 Belk
Low: 6 1946 Gator

Pass Completions
High: 32 2017 Belk
Low: 1 1946 Gator

Passes Had Intercepted
High: 4 1979 Tangerine
Low: 0 2002 Seattle, 2008 EagleBank
2011 Music City, 2017 Belk

Total Offensive Plays
High: 97 2017 Belk
Low: 59 2008 EagleBank

Total Offense
High: 646 2017 Belk
Low: 263 1979 Tangerine

Scoring
High: 55 2017 Belk
Low: 7 1949 Dixie

Fumbles
High: 4 1979 Tangerine
Low: 0 1999 Aloha, 2011 Music City

Fumbles Lost
High: 3 1992 Tangerine
Low: 0 1999 Aloha, 2002 Seattle
2011 Music City, 2016 Military

Penalties
High: 11 1992 Independence
Low: 1 1999 Aloha, 2007 Meineke

Penalty Yards
High: 108 1992 Independence
Low: 6 2007 Meineke

Punt Returns
Returns: 5 2002 Seattle
Yards: 59 2017 Belk

Kickoff Returns
Returns: 7 1979 Tangerine
Yards: 151 1979 Tangerine

LONGEST PLAYS

Pass
63 yds James MacPherson to Jason Anderson
2002 Seattle

Opponent Pass
58 yds Phillip Walker to Adonis Jennings (Temple)
2016 Military

Scoring Pass
63 yds James MacPherson to Jason Anderson
2002 Seattle

Opponent Scoring Pass
58 yds Phillip Walker to Adonis Jennings (Temple)
2016 Military

Run
66 yds Matt Colburn, 11, 2017 Belk

Opponent Run
72 yds Vick Ballard (Miss. State), 2011 Music City

Scoring Run
38 yds Josh Adams, 2007 Meineke

Punt
57 yds Ryan Plackemeier, 2002 Seattle

Opponent Punt
57 yds Adam Williams (Memphis), 2018
Jose Arroyo (Oregon), 2002 Seattle

Field Goal
49 yds **Nick Sciba, 2018 Birmingham**

OPPONENT RECORDS

INDIVIDUAL

Rushing Attempts

41	Tony Benjamin, Duke (h)	11/10/73
39	Mike Grayson, Duke (h)	11/5/83
38	George Rogers, South Carolina (a)	11/15/80
38	Thomas Hammock, N. Illinois (a)	8/29/02

Rushing Yards

276	Bruce Perry, Maryland (h)	9/22/01
244	Ronnie McGill, North Carolina (a)	11/8/03
237	George Rogers, South Carolina (a)	11/18/78
237	Bruce Perry, Maryland (h)	11/29/03

Passing Attempts

68	Kolton Browning, ULM (h)	9/14/13
63	Nick Starkel, Texas A&M (n)	12/29/17
62	Ben Bennett, Duke (a)	11/8/80

Pass Completions

43	Kolton Browning, ULM (h)	9/14/13
42	Nick Starkel, Texas A&M (n)	12/29/17
40	Matt Ryan, Boston College (h)	11/4/06
38	Ben Bennett, Duke (a)	11/8/80

Passing Yards

499	Nick Starkel, Texas A&M (n)	12/29/17
496	Richard Lagow, Indiana (a)	9/24/16
475	Anthony Dilweg, Duke (a)	11/5/88
469	Ben Bennett, Duke (a)	11/8/80

Touchdown passes

5	7 times, most recent	
	Anthony Brown, Boston College	9/13/18

Receptions

15	Kelvin Harmon, NC State (a)	11/8/18
14	Ron Sellers, Florida State (a)	11/23/68
14	Russ Weaver, Maryland (h)	11/20/93
14	Steve Ishmael, Syracuse (a)	11/11/17

Receiving Yards

283	Chris Castor, Duke (a)	11/6/82
260	Ron Sellers, Florida State (a)	11/23/68
251	Clarkston Hines, Duke (h)	11/4/89

TEAM

Most Points

82	Clemson (a)	10/31/81
----	-------------	----------

Points In One Half

49	Clemson/1st half (a)	10/31/81
	Virginia Tech/1st half (a)	10/16/10

Points In One Quarter

35	Clemson/2nd quarter (a)	10/31/81
34	Louisville/4th quarter (a)	11/12/16
34	Duke/1st quarter (a)	11/13/99
34	Northwestern/2nd quarter (a)	9/28/91

First Downs

35	Clemson (a)	10/31/81
35	Florida State (a)	10/30/93
35	Virginia Tech (a)	10/16/10

Rushing Yards

536	Clemson (a)	10/31/81
531	Oklahoma (a)	10/5/74
501	Army West Point (a)	10/19/63

Passing Yards

506	Florida State (a)	11/15/97
499	Texas A&M (n)	12/29/2017
496	Indiana (a)	9/24/16

Total Offense

756	Clemson (a)	10/31/81
749	Florida State (a)	10/14/95
710	Notre Dame (a)	11/4/17

Most Turnovers

10	Boston College (4 int/6 fumbles) (a)	11/8/47
----	--------------------------------------	---------

Most Penalties

18	Florida State (h)	9/17/94
----	-------------------	---------

Most Penalty Yards

163	Virginia Tech (a)	9/10/83
-----	-------------------	---------

OPPONENT'S LONGEST PLAYS

Longest Rush

98	Josh Adams, Notre Dame (a)	11/14/15
96	Bob Schweickert, Virginia Tech (a)	11/10/62
94	Dalvin Cook, Florida State (h)	10/3/15
90	Dutch Brems, South Carolina (n)	1/1/46
90	Zac Stacey, Vanderbilt (h)	11/24/12
89	Ben Garnto, South Carolina (a)	10/16/65
88	Terrence Flagler, Clemson (h)	11/1/86
88	Sean Jackson, Florida State (a)	9/26/92
86	Devante McFarlane, Syracuse (h)	10/18/2014
86	Chris Johnson, East Carolina (a)	9/11/04
85	Matthew Dayes, NC State (h)	10/24/15
80	Bruce Perry, Maryland (h)	11/29/03
80	Bruce Perry, Maryland (h)	9/22/01
80	Tom McWilliams, Army (a)	10/6/45
80	Charley Trippi, Greensboro AAB (a)	11/13/43

Longest Pass

97	Dave Brown to Clarkston Hines, Duke (h)	11/4/89
93	Wayne Schuchts to Nick Merrick, UVA (a)	10/23/82
89	Eric Dungey to Brisly Estime, Syracuse (a)	9/12/15
89	Joe Makar to Dick Tushak, Maryland (a)	10/2/43
86	Gary Pajcic to Ron Sellers, Florida St. (a)	11/19/66
85	Todd Baker to Buster Ray, NCSU (h)	9/30/78
85	Wayne Schuchts to Barry Word, UVA (h)	10/22/83

Longest Kickoff Return

100	Tobias Palmer, NC State (a)	11/10/12
99	Scottie Montgomery, Duke (a)	11/13/99
98	Delbert Powell, North Carolina (h)	10/30/76
97	Troy Pollard, Memphis (n)	12/22/18
97	Kermit Whitfield, Florida State (h)	11/9/13
97	Randy Jones, Duke (a)	11/3/90
97	Cedric Jones, Duke (h)	11/10/79
97	Don McCauley, North Carolina (a)	10/25/69

Longest Punt Return

95	George Clark, Duke (a)	11/11/44
88	Mack Matthews, Clemson (h)	10/6/62
86	Alex Webster, NC State (a)	9/29/51
85	Earl Dunham, South Carolina (n)	11/26/42
83	Tom Brown, Maryland (a)	11/18/61
83	Jonathan Krause, Vanderbilt (h)	11/24/12
82	Charles West, Furman (a)	11/22/53
81	Anthony Smith, Appalachian St. (h)	9/12/92
78	Ken Moore, Clemson (n)	10/30/54
78	Bosley Allen, North Carolina (h)	9/9/00

Longest Interception Return

100	Ed Pasky, South Carolina (a)	11/26/49
97	Bill McFadden, Maryland (h)	10/17/81
90	Randall Jones, Maryland (a)	10/21/00
90	Dutch Brems, South Carolina (n)	1/2/46
86	Irvin Smith, Maryland (a)	10/15/88
83	Jerrelle Williams, Georgia Tech (h)	11/17/90
82	Johnny Watkins, Virginia Tech (a)	10/8/60

Longest Punt

80	Ray McKown, TCU (a)	11/8/52
77	Jared Slovan, Rutgers (a)	11/8/97
76	Rodney Allen, East Carolina (h)	9/22/79
76	Sam Koch, Nebraska (a)	9/10/05
73	Doug Hatcher, South Carolina (a)	11/27/58
73	Ray Farris, North Carolina (a)	10/15/60

Longest Field Goal

57	Obed Ariri, Clemson (a)	10/29/77
56	Sebastian Janikowski, Florida St. (a)	11/15/97
54	Nate Whitaker, Stanford (h)	9/12/09
54	Billy VanAman, Appalachian St. (h)	9/3/83
53	Connor Hughes, Virginia (a)	9/27/03
52	Donald Igwebuikwe, Clemson (a)	11/3/84
52	Carlos Reveiz, Tennessee (a)	10/5/85
52	David Richardson, Clemson (h)	11/1/97
52	Sebastian Janikowski, Florida St. (a)	10/16/99
52	Mark Bucholz, Clemson (a)	11/10/07
52	Matt Boshier, Miami (a)	10/25/08
52	Brad Craddock, Maryland (a)	10/6/12
52	Carey Spear, Vanderbilt	11/24/12

OPPONENT SEASON HIGHS/LOWS

	RUSHING YARDS		PASSING YARDS		TOTAL OFFENSE		POINTS/GAME	
	Year	Avg.	Year	Avg.	Year	Avg.	Year	Avg.
1.	1981	315.7	1.	2003	279.8	1.	1981	488.7
2.	1963	279.4	2.	2017	271.5	2.	1996	475.8
3.	1973	277.5	3.	2012	266.8	3.	2018	458.6
4.	1994	270.7	4.	2018	266.1	4.	2017	457.3
5.	1978	268.9	5.	1997	264.3	5.	2003	454.2
6.	1983	267.5	6.	2005	252.7	6.	1994	451.0
7.	1974	266.4	7.	1988	247.0	7.	1982	449.3
8.	1969	262.7	8.	2001	244.9	8.	1993	448.2
9.	1977	261.55	9.	2010	238.2	9.	1989	435.0
10.	1972	261.46	10.	2004	235.3	10.	2000	432.9

	RUSHING YARDS		PASSING YARDS		TOTAL OFFENSE		POINTS/GAME	
	Year	Avg.	Year	Avg.	Year	Avg.	Year	Avg.
1.	1997	96.1	1.	1956	49.7	1.	1952	214.2
2.	1952	99.7	2.	1959	62.1	2.	1951	246.7
3.	2006	105.8	3.	1953	78.4	3.	1954	260.0
4.	2007	109.4	4.	1960	85.1	4.	1961	262.9
5.	1999	121.4	5.	1957	93.0	5.	1959	267.0
6.	2008	124.2	6.	1962	95.9	6.	1956	268.8
7.	2005	133.5	7.	1954	97.1	7.	1955	269.2
8.	1966	134.8	8.	1961	98.0	8.	1953	278.7
9.	2001	140.4	9.	1976	104.4	9.	1966	279.4
10.	1951	140.8	10.	1977	105.4	10.	1964	291.6

MOST

FEWEST

BB&T FIELD RECORDS

INDIVIDUAL

Rushes

WF: 46 John Leach vs. Maryland (11/20/93)
Opp: 41 Tony Benjamin, Duke (11/10/73)

Rushing Yards

WF: 329 John Leach vs. Maryland (11/20/93)
Opp: 276 Bruce Perry, Maryland (9/22/01)

Rushing Touchdowns

WF: 4 Larry Russell vs. Davidson (9/11/71)
Larry Russell vs. Wm & Mary (11/6/71)
James McDougald vs. Auburn (10/27/79)
Chris Barclay vs. East Carolina (9/17/05)
Opp: 5 Stan Fritts, NC State (10/14/72)

Longest Run

WF: 90 yds Freddie Summers vs. Maryland (11/2/68)
Opp: 94 yds Dalvin Cook, Florida State (10/3/15)

Pass Attempts

WF: 67 Rusty LaRue vs. NC State (11/18/95)
Opp: 68 Kolton Browning, ULM (9/14/14)

Pass Completions

WF: 50 Rusty LaRue vs. NC State (11/18/95)
Opp: 43 Kolton Browning, ULM (9/14/14)

Passing Yards

WF: 545 Rusty LaRue vs. NC State (11/18/95)
Opp: 444 Dave Brown, Duke (11/4/89)

Touchdown Passes

WF: 5 John Wolford vs. Louisville (10/28/17)
Opp: 5 Anthony Brown, Boston College (9/13/18)
Taj Boyd, Clemson (10/25/12)
Kyle Wright, Miami (11/12/05)
Terry Harvey, NC State (11/18/95)
Chris Weinke, Florida State (11/11/00)
Scott Milanovich, Maryland (11/20/93)

Longest Non-Scoring Pass

WF: 76 yds Brian Kuklick to Herman Lewis vs. Appalachian State (8/29/96)

Longest Touchdown Pass

WF: 81 yds Marshall Williams to Chris Givens, Duke (9/11/10)
Opp: 97 yds Dave Brown to Clarkston Hines, Duke (11/4/89)

Receptions

WF: 16 Michael Campanaro vs. ULM (9/14/13)
Opp: 14 Russ Weaver, Maryland (11/20/93)

Receiving Yards

WF: 191 Chris Givens vs. Maryland (11/19/11)
Opp: 251 Clarkston Hines, Duke (11/4/89)

Touchdown Receptions

WF: 4 Greg Dortch vs. Rice (9/29/18)
Greg Dortch vs. Louisville (10/28/17)
Opp: 3 Clarkston Hines, Duke (11/4/89)
Snoop Minnis, FSU (11/11/00)
Darrell Hill, Northern Illinois (11/24/01)

Total Offense

WF: 554 Rusty LaRue (545 pass, 9 rush vs. NC State (11/18/95)
Opp: 455 Taj Boyd, Clemson (10/25/12)

Points

WF: 24 Five times, most recently by Greg Dortch vs. Louisville (10/28/17)
Opp: 30 Stan Fritts, NC State (10/14/72)

Field Goals

WF: 5 Mike Green vs. Maryland (10/19/91)
Opp: 4 six times, most recently by Sims Lenhardt, Duke (10/10/98)

PATs

WF: 7 Jimmy Newman vs Army (9/22/12)
Dave Behrmann vs. Army (9/29/90)
Opp: 8 Justin Yoon, Notre Dame (9/22/18)
Scott Bentley, Florida State (9/17/94)

Longest Field Goal

WF: 53 yds Wade Tollison vs. Appalachian State (9/8/90)
53 yds Matthew Burdick vs. Appalachian State (10/3/98)
Opp: 54 yds Billy VanAman Appalachian State (9/3/83)
54 yds Nate Whitaker Stanford (9/12/09)

Longest Punt

WF: 86 yds Sam Swank vs. Duke (9/9/06)
Opp: 76 yds Rodney Allen, ECU (9/22/79)

Longest Punt Return

WF: 75 yds Jessie Bates, III vs. Utah State (9/16/17)
Opp: 83 yds Jonathan Krause, Vanderbilt (11/24/12)

Longest Kickoff Return

WF: 98 yds Kevin Marion vs. North Carolina (10/27/07)
98 yds Myles Savage vs. Maryland (10/18/97)
Opp: 98 yds Delbert Powell, UNC (10/30/76)

Interceptions by

WF: 2 12 times, most recently by Josh Bush vs. Notre Dame (11/5/11)
Opp: 4 Pat Watson South Carolina (11/9/68)

Longest Interception Return

WF: 100 yds Alphonso Smith vs. Marland (9/22/07)
Opp: 97 yds Bill McFadden, Maryland (10/17/81)

WAKE FOREST AT BB&T FIELD

Opponent	W	L	T	Pct
UAB	1	0	0	1.000
Appalachian State	14	7	1	.659
Army	6	1	0	.857
Auburn	1	0	0	1.000
Baylor	0	1	0	.000
Boston College	3	5	0	.375
Boston University	1	0	0	1.000
The Citadel	1	0	0	1.000
Clemson	6	17	1	.250
Connecticut	0	1	0	.000
Davidson	2	0	0	1.000
Delaware	1	0	0	1.000
Duke	12	13	1	.481
East Carolina	4	0	0	1.000
Elon	2	0	0	1.000
Florida State	3	9	0	.250
Furman	2	0	0	1.000
Gardner-Webb	2	0	0	1.000
Georgia Tech	3	9	0	.250
Illinois State	1	0	0	1.000
Indiana	0	1	0	.000
Kansas State	0	1	0	.000
Liberty	2	0	0	1.000
Louisville	1	1	0	.500
Maryland	7	16	0	.304
Miami (Fla.)	0	3	0	.000
Mississippi	1	0	0	1.000
Navy	2	3	0	.400
Nebraska	0	1	0	.000
North Carolina	7	14	0	.333
North Carolina A&T	1	0	0	1.000
NC State	12	13	0	.480
Northern Illinois	1	0	0	1.000
Northwestern	2	0	0	1.000
Notre Dame	0	2	0	.000
Pittsburgh	0	1	0	.000
Presbyterian	3	0	0	1.000
Purdue	0	1	0	.000
Rice	1	0	1	.750
Richmond	1	0	0	1.000
Rutgers	1	0	0	1.000
South Carolina	0	6	0	.000
Southern Methodist	0	1	0	.000
Stanford	1	0	0	1.000
Syracuse	2	2	0	.500
Towson	1	0	0	1.000
Tulane	1	0	0	1.000
Tulsa	2	0	0	1.000
ULM	1	0	0	1.000
Utah State	1	0	0	1.000
Vanderbilt	1	6	0	.143
Virginia	4	14	0	.222
Virginia Tech	3	8	0	.273
Western Carolina	3	0	0	1.000
William & Mary	3	2	0	.600
TOTAL	129	160	4	.447

TOP BB&T FIELD CROWDS

Att	Opponent	Date	Result
37,623	North Carolina	11/13/04	L, 31-24
37,411	(8) North Carolina	10/11/80	L, 27-9
36,723	(19) Virginia Tech	11/18/06	L, 27-6
36,307	Notre Dame	11/5/11	L, 24-17
36,200	(12) North Carolina	10/9/82	L, 24-7
35,920	(15) Clemson	10/7/06	L, 27-17
35,741	(14) NC State	9/6/03	W, 38-24
35,643	Clemson	11/1/03	W, 45-17
35,026	(17) Virginia Tech	10/15/11	L, 38-17
34,720	(14) South Carolina	11/14/87	L, 30-0
34,141	Syracuse	9/2/06	W, 20-10
34,060	(13) Auburn	10/27/79	W, 42-38
34,014	Virginia	11/8/08	W 28-17
33,988	Clemson	10/9/08	W 12-7
33,921	NC State	10/3/09	W 30-24
33,778	North Carolina	10/13/84	W, 14-3

BB&T FIELD RECORDS

TEAM

Rushing Yards

WF: 528 vs. Tulsa (10/16/71)
Opp: 471 by Clemson (10/6/18)

Rushing Touchdowns

WF: 7 vs. Tulsa (10/16/71)
Opp: 6 by Clemson (10/6/18)
by Notre Dame (9/22/18)
by Navy (10/26/96)

Pass Attempts

WF: 68 vs. NC State (11/18/95)
Opp: 69 by ULM (9/14/13)

Pass Completions

WF: 50 vs. NC State (11/18/95)
Opp: 43 by ULM (9/14/13)

Passing Yards

WF: 556 vs. Maryland (10/17/81)
Opp: 444 by Duke (11/4/89)

Touchdown Passes

WF: 5 vs. Presbyterian (8/28/17);
Louisville (10/28/17)
Opp: 5 5 times, most recent by Boston College (2018)

Total Yards

WF: 632 vs. North Carolina (10/26/68)
(421 rush, 211 pass)
Opp: 698 by Clemson (10/6/18)
(471 rush, 227 pass)

Touchdowns

WF: 8 vs. Duke (9/11/11)
Opp: 9 by Clemson (10/6/18)
by Florida State (11/9/13)

Points

WF: 56 vs. Rice (9/29/18)
Opp: 63 by Clemson (10/6/18)

Combined Points

102 WF 54, Duke 48 (9/11/11)

Victory Margin

WF: 44 vs. Presbyterian (8/28/17), 51-7;
vs. UAB (10/23/99), 44-3
Opp: 60 by Clemson (10/6/18)
(Clemson 63, WF 3)

Interceptions

WF: 5 vs. Virginia Tech (11/25/72)
vs. Duke (11/10/79)
Opp: 6 by South Carolina (11/9/68)
by Florida State (11/9/13)

Fewest Rushing Yards

WF: - 47 vs. Maryland (10/17/81)
(16 gained, 63 lost)

Opp: - 1 by Virginia (10/23/76)
(55 gained, 56 lost)

Fewest Passing Yards

WF: - 1 vs. Duke (11/10/73)
(8 gained, 9 lost)
Opp: 0 by Army (9/29/90)
(no completions in three attempts)

Fewest Total Yards

WF: 66 vs. South Carolina (11/14/87)
(3 rush, 63 pass)
Opp: 131 by Gardner-Webb (9/16/14)
(77 rush, 54 pass)

MISCELLANEOUS

First Game

9/14/68 NC State 10, Wake Forest 6
(Attendance: 30,000)

First Wake Forest Win

10/26/68 Wake Forest 48, North Carolina 31

Overall Record 129-160-4

Longest Home Winning Streak

6 (final five games in 2007 plus one game

in 2008)

Most Home Wins In A Season

5 (2008, 2007, 1979)

Undefeated Home Seasons

1970 4-0
1979 5-0

Longest Losing Streak at Home

8 (three games in 1994 and all five games in 1995 season)

Winless Seasons at Home

1975 0-5
1995 0-5

Season Home Attendance (Total)

2011 223,769
(7 dates/31,967 per game)

Season Home Attendance (Average)

2007 32,595
(6 dates/195,570 total)



ORIGINAL GROVES STADIUM

After playing football in Groves Stadium since 1940, Wake Forest renamed its facility BB&T Field just prior to the start of the 2007 season. The field is named after one of the largest banks in the Southeast.

Wake Forest began playing intercollegiate football in Groves Stadium in 1940 when the school, then located in Wake Forest, N.C., first dedicated a 20,000-seat facility by that same name on its original campus. When Wake opened its current facility in 1968, the school kept the Groves name.

The stadium was named in honor of Henry H. Groves, Sr., who passed away in 1985. It was his generous gift that made possible the construction of the original stadium, which would be the site of some of the finest moments in Wake Forest athletic history.

The Deacs played their final game in old Wake Forest in 1955 before the school moved to Winston-Salem. After several years of playing at Bowman Gray Stadium, the Deacs moved to Groves Stadium in 1968.

In 1957, the original Groves Stadium was sold to Wake Forest High School for the sum of \$10 and became the home of high school football and other community events. It was later renamed Trentini Stadium, in memory of the late Tony Trentini, a Wake Forest football player and 1956 graduate, who later returned to serve as the high school team's coach.

WAKE FOREST YEAR-BY-YEAR STATS

Year	W-L	Total Plays	Total Yds	Offense Avg	1st Downs	Rushing				Passing					Penalties			Turnovers		Scoring	
						Att	Yds	Avg	TD	A-C-I	Pct	Yds	Avg	TD	No	Yds	Avg	Fum-Int	Pts	Avg	
2018	7-6	1,067	5,847	449.8	320	625	2,778	213.7	21	442-247-13	55.9	3,069	236.1	25	55	548	42.2	6-13	427	32.8	
2017	8-5	963	6,055	465.8	296	537	2,456	188.9	22	426-268-7	62.9	3,599	276.8	33	69	544	41.8	6-7	459	35.3	
2016	7-6	886	4,049	311.5	225	533	1,895	145.8	17	353-190-13	53.8	2,154	165.7	9	61	501	38.5	6-13	265	20.4	
2015	3-9	834	4,001	333.4	227	417	1,262	105.2	12	417-236-18	56.6	2,739	228.2	13	61	557	46.4	6-18	209	17.4	
2014	3-9	768	2,595	216.2	172	383	479	39.9	4	385-225-14	58.4	2,116	176.3	12	60	574	47.8	7-14	178	14.8	
2013	4-8	802	3,489	290.8	200	388	1,130	94.2	11	414-219-14	52.9	2,359	196.6	14	74	596	49.7	9-12	220	18.3	
2012	5-7	829	3,616	301.3	188	402	1,206	100.5	15	427-239-7	56.0	2,410	200.8	13	53	461	38.4	8-7	222	18.5	
2011	6-7	921	4,781	367.8	263	464	1,490	114.6	18	457-278-8	60.8	3,291	253.2	22	63	566	43.5	4-8	338	26.0	
2010	3-9	762	3,628	302.3	190	460	1,902	158.5	23	302-166-10	55.0	1,726	143.8	9	59	544	45.3	7-10	273	22.8	
2009	5-7	846	4,841	403.4	267	429	1,582	131.8	13	417-273-12	65.5	3,259	271.6	26	70	618	51.5	7-12	316	26.3	
2008	8-5	885	4,008	308.3	218	515	1,578	121.4	14	370-234-7	63.2	2,430	186.9	14	61	626	48.2	13-7	273	21.0	
2007	9-4	942	4,425	340.4	245	550	1,862	143.2	21	392-279-16	71.2	2,563	197.2	13	68	621	47.8	10-16	362	27.8	
2006	11-3	829	4,298	307.0	231	542	2,099	149.9	19	287-188-6	65.5	2,199	157.1	11	67	619	44.2	12-6	302	21.6	
2005	4-7	817	3,947	358.8	201	525	2,173	197.5	20	292-172-10	58.9	1,774	161.3	7	70	683	62.1	10-10	269	24.5	
2004	4-7	770	3,864	351.3	230	527	2,267	206.1	18	243-128-7	52.7	1,597	145.2	6	67	646	58.7	6-7	230	20.9	
2003	5-7	818	4,257	354.8	224	569	2,439	203.2	31	249-146-10	58.6	1,818	151.5	8	61	524	43.7	9-10	335	27.9	
2002	7-6	990	5,305	408.1	274	718	3,135	241.2	33	272-147-6	54.0	2,170	166.9	8	83	684	52.6	10-6	356	27.4	
2001	6-5	861	4,292	390.2	247	609	2,438	221.6	27	252-131-14	52.0	1,854	168.5	7	74	645	58.6	11-14	292	26.5	
2000	2-9	771	3,586	326.0	196	453	1,652	150.2	16	318-167-10	52.5	1,934	175.8	6	65	538	48.9	16-10	181	16.5	
1999	7-5	775	3,488	317.1	192	533	1,933	175.7	16	242-139-10	57.4	1,555	141.4	10	80	614	55.8	6-10	243	22.1	
1998	3-8	786	3,870	351.8	210	331	719	65.4	9	455-255-19	56.0	3,151	286.5	18	64	534	48.5	13-19	235	21.4	
1997	5-6	804	3,949	359.0	217	399	1,163	105.7	11	405-244-16	60.2	2,786	253.3	16	74	567	51.5	15-16	245	22.3	
1996	3-8	785	3,511	319.2	183	344	716	65.1	4	441-223-14	50.6	2,795	254.1	12	62	516	46.9	13-14	144	13.1	
1995	1-10	789	3,634	330.4	201	306	561	51.0	6	483-289-18	59.8	3,073	279.4	19	58	489	44.5	14-18	190	17.3	
1994	3-8	727	2,783	253.0	162	369	1,024	93.1	7	358-182-17	50.8	1,759	159.9	8	51	379	34.4	12-17	143	13.0	
1993	2-9	744	3,874	352.2	204	404	1,530	139.1	16	340-194-18	57.1	2,344	213.1	7	75	592	53.8	8-18	199	18.1	
1992	8-4	759	3,785	344.1	196	445	1,566	142.4	12	314-173-9	55.1	2,219	201.7	13	76	595	54.1	7-9	227	20.6	
1991	3-8	719	3,639	330.8	176	389	1,389	126.3	8	330-170-21	51.5	2,250	204.5	12	52	414	37.6	7-21	195	17.7	
1990	3-8	807	3,830	348.2	209	438	1,708	155.3	17	369-170-17	46.1	2,122	192.9	12	63	519	47.2	12-17	247	22.5	
1989	2-8-1	821	4,217	383.4	218	426	1,699	154.5	6	395-191-11	48.4	2,518	228.9	18	52	448	40.7	15-11	194	17.6	
1988	6-4-1	756	4,243	385.7	220	459	1,931	175.5	23	297-175-11	58.9	2,312	210.2	14	73	566	51.5	17-11	282	25.6	
1987	7-4	775	3,445	313.2	193	456	1,530	139.1	10	319-169-20	53.0	1,915	174.1	7	94	787	71.5	10-20	201	18.3	
1986	5-6	825	4,418	401.6	241	424	1,763	160.3	25	401-216-15	53.9	2,655	241.4	18	53	483	43.9	9-15	325	29.5	
1985	4-7	831	4,044	367.6	221	444	1,819	165.4	8	387-229-13	59.2	2,225	202.3	19	50	339	30.8	13-13	212	19.3	
1984	6-5	771	3,784	344.0	214	478	1,993	181.2	12	293-161-10	54.9	1,791	162.8	14	66	529	48.1	17-10	205	18.6	
1983	4-7	771	3,899	354.5	199	425	1,611	146.5	17	346-193-17	55.8	2,288	208.0	16	49	367	33.4	8-17	257	23.4	
1982	3-8	839	3,722	338.4	224	435	1,231	111.9	14	404-224-16	55.4	2,491	226.5	11	60	547	49.7	21-16	200	18.2	
1981	4-7	816	3,882	352.9	222	344	896	81.5	8	472-286-24	60.6	2,986	271.5	20	59	566	51.5	7-24	217	19.7	
1980	5-6	835	3,759	341.7	221	415	1,125	102.3	12	420-216-16	51.4	2,634	239.5	21	81	789	71.7	9-16	251	22.8	
1979	8-4	831	4,219	383.5	226	456	1,770	160.9	13	375-200-17	53.3	2,449	222.6	15	50	475	43.2	17-17	230	20.9	
1978	1-10	765	2,843	258.5	162	433	1,027	93.4	9	332-161-23	48.5	1,816	165.1	3	61	506	46.0	21-23	104	9.5	
1977	1-10	775	3,243	294.8	182	462	1,480	134.5	7	313-152-22	48.6	1,763	160.3	6	57	604	54.9	17-22	113	10.3	
1976	5-6	740	2,917	265.2	178	531	1,714	155.8	15	209-102-9	48.8	1,203	109.4	6	45	412	37.5	10-9	177	16.1	
1975	3-8	736	3,506	318.7	199	520	2,024	184.0	10	216-113-20	52.3	1,482	134.7	17	42	392	35.6	15-20	221	20.1	
1974	1-10	753	2,399	218.1	167	559	1,275	115.9	6	194-78-17	40.2	1,124	102.2	2	54	392	35.6	19-17	74	6.7	
1973	1-9-1	710	2,224	202.2	131	513	1,467	133.4	3	197-63-16	32.0	757	68.8	2	54	610	55.5	15-16	73	6.6	
1972	2-9	683	2,262	205.6	126	518	1,657	150.6	9	165-54-19	32.7	605	55.0	2	57	574	52.2	19-19	88	8.0	
1971	6-5	824	3,684	334.9	226	744	3,344	304.0	26	80-32-4	40.0	340	30.9	2	51	465	42.3	15-4	218	19.8	
1970	6-5	749	3,352	304.7	172	610	2,496	226.9	19	139-68-10	48.9	856	77.8	5	75	748	68.0	20-10	191	17.4	
1969	3-7	718	2,697	269.7	170	529	1,636	163.6	12	189-94-15	49.7	1,061	106.1	2	59	654	65.4	14-15	125	12.5	
1968	2-7-1	754	3,511	351.1	183	493	1,790	179.0	18	261-131- 25	50.2	1,721	172.1	10	52	552	55.2	16-25	212	21.2	
1967	4-6	686	3,042	304.2	171	503	2,035	203.5	21	183-85-13	46.4	1,007	100.7	2	43	435	43.5	13-13	175	17.5	
1966	3-7	630	2,443	244.3	121	456	1,424	142.4	6	174-76-12	43.7	1,019	101.9	5	29	279	27.9	12-12	90	9.0	
1965	3-7	639	2,165	216.5	116	437	1,181	118.1	6	202-85-16	42.1	984	98.4	5	41	415	41.5	6-16	88	8.8	
1964	5-5	678	3,166	316.6	164	479	1,822	182.2	21	199-90-14	45.2	1,344	134.4	3	43	414	41.4	6-14	172	17.2	
1963	1-9	590	1,650	165.0	107	342	876	87.6	4	248-88-15	35.5	774	77.4	1	50	427	42.7	8-15	37	3.7	
1962	0-10	617	2,124	212.4	108	369	1,014	101.4	4	248-104-23	41.9	1,110	111.0	5	47	465	46.5	18-23	66	6.6	
1961	4-6	566	2,238	223.8	114	455	1,590	159.0	8	111-41-11	37.0	648	64.8	4	43	458	45.8	18-11	103	10.3	
1960	2-8	592	2,699	269.9	149	327	1,007	100.7	8	265-125-15	47.2	1,692	169.2	10	27	288	28.8	5-15	119	11.9	
1959	6-4	644	3,139	313.9	158	426	1,641	164.1	16	218-90-18	41.3	1,498	149.8	13	59	591	59.1	8-18	218	21.8	
1958	3-7	597	2,920	292.0	143	392	1,570	157.0	10	205-90-26	43.9	1,350	135.0	8	52	424	42.4	8-26	124	12.4	
1957	0-10	582	1,965	196.5	110	470	1,539	153.9	8	112-36-11	32.1	426	42.6	0	47	479	47.9				

OPPONENT YEAR-BY-YEAR STATS

Year	Total Plays	Total Yds	Offense Avg	1st Downs	Rushing				Passing					Penalties			Turnovers Fum-Int	Scoring	
					Att	Yds	Avg	TD	A-C-I	Pct	Yds	Avg	TD	No	Yds	Avg		Pts	Avg
2018	1,015	5,962	458.6	290	526	2,503	192.5	31	489-308-6	63.0	3,459	266.1	26	75	647	49.8	10-6	433	33.3
2017	1,069	5,945	457.3	368	547	2,415	185.8	24	522 -296-14	56.7	3,530	271.5	20	62	567	43.6	7-14	368	28.3
2016	903	4,817	370.5	251	485	1,851	142.4	20	418-241-12	57.7	2,966	228.2	16	70	618	47.5	15-12	288	22.2
2015	784	4,365	363.8	217	462	1,935	161.2	17	322-199-6	61.8	2,430	202.5	17	84	748	62.3	5-6	295	24.6
2014	849	4,431	369.2	231	501	2,192	182.7	20	348-211-6	60.6	2,239	186.6	12	68	542	45.2	13-12	317	26.4
2013	878	4,394	366.0	231	461	1,718	143.2	13	417-262-12	62.8	2,676	223.0	20	57	453	37.8	9-12	289	24.1
2012	900	5,194	432.8	382	489	1,993	166.1	22	411-255-11	62.0	3,201	266.8	22	68	549	45.8	12-11	382	31.8
2011	925	5,171	397.8	257	481	2,208	169.8	21	444-254-13	57.2	2,963	227.9	22	70	601	46.2	8-13	356	27.4
2010	884	5,168	430.7	278	491	2,310	192.5	24	393-241-11	61.3	2,858	238.2	29	66	601	50.1	6-11	430	35.8
2009	800	4,597	383.1	230	433	1,972	164.3	17	367-209-9	56.9	2,625	218.8	21	70	706	58.8	6-9	315	26.2
2008	840	3,857	296.7	207	458	1,614	124.2	10	382-199-18	52.1	2,243	172.5	15	75	668	51.4	19-18	238	18.3
2007	955	4,425	340.4	238	446	1,422	107.4	13	509-272-19	53.4	3003	231.0	20	69	560	43.1	16-19	289	22.2
2006	921	4,515	322.5	259	475	1,481	105.8	11	446-255- 22	57.1	3,034	216.7	12	80	582	41.6	9-22	215	15.4
2005	766	4,248	386.2	221	369	1,468	133.5	13	397-218-14	54.9	2,780	252.7	22	64	573	52.1	4-14	316	28.7
2004	795	4,325	393.2	220	425	2,085	157.9	12	370-205-11	55.4	2,588	235.3	16	64	499	45.4	9-11	253	23.0
2003	931	5,450	454.2	303	466	2,092	174.3	19	465-288-13	61.9	3,358	279.8	22	84	709	59.1	13-13	347	28.9
2002	911	5,073	390.2	268	498	2,057	158.2	17	413-242-13	58.6	3,016	232.0	22	68	579	44.5	21-13	327	25.2
2001	761	4,238	385.3	224	423	1,544	140.4	19	338-209-13	61.8	2,694	244.9	21	82	693	63.0	9-13	311	28.3
2000	785	4,762	432.9	233	480	2,270	206.4	22	305-177-9	58.0	2,492	226.5	20	75	651	59.2	8-9	362	32.9
1999	742	3,524	320.4	190	403	1,335	121.4	12	339-181-13	53.4	2,189	199.0	10	68	652	59.3	9-13	206	18.7
1998	776	4,409	400.8	211	485	2,059	187.2	24	291-173-16	59.5	2,350	213.6	11	76	788	71.6	12-16	335	30.5
1997	767	3,964	360.4	200	364	1,057	96.1	11	403-243-9	60.3	2,907	264.3	22	86	712	64.7	7-9	288	26.2
1996	867	5,234	475.8	252	537	2,799	254.5	27	330-190-7	57.6	2,435	221.4	16	67	586	53.3	13-7	374	34.0
1995	824	4,687	426.1	235	509	2,122	192.9	27	315-196-11	62.2	2,565	233.2	20	75	635	57.7	15-11	360	32.7
1994	828	4,961	451.0	247	558	2,978	270.7	23	270-155-10	27.4	1,983	180.3	21	98	815	74.1	14-10	373	33.9
1993	799	4,930	448.2	259	495	2,462	223.8	22	304-188-14	61.8	2,468	224.4	17	92	679	61.7	10-14	318	28.9
1992	831	4,059	369.0	218	520	2,103	191.2	21	311-169-13	54.3	1,956	177.8	7	57	487	44.3	15-13	225	20.5
1991	834	4,501	409.2	241	534	2,135	194.1	22	300-185-9	61.7	2,366	215.1	15	50	452	41.1	12-9	300	27.3
1990	820	4,519	410.8	242	577	2,590	235.5	33	243-142-14	58.4	1,929	175.4	7	46	397	36.1	21-14	351	31.9
1989	848	4,785	435.0	253	531	2,313	210.3	20	317-173-7	54.6	2,472	224.7	18	57	456	41.4	9-7	319	29.0
1988	827	4,526	411.5	240	485	1,809	164.5	13	342-188-15	55.0	2,717	247.0	15	71	630	57.3	12-15	238	21.5
1987	783	3,538	321.6	212	487	1,800	163.6	13	296-150-17	50.8	1,738	158.0	7	70	531	48.3	13-17	185	16.8
1986	839	4,459	405.4	234	538	2,257	205.2	20	301-170-11	56.5	2,202	200.2	16	69	697	63.4	16-11	295	26.8
1985	758	3,844	349.5	209	483	1,761	160.1	12	275-159-7	57.8	2,083	189.4	16	65	566	51.4	13-7	249	22.6
1984	812	4,031	366.5	221	524	2,209	200.8	17	288-156-18	54.2	1,822	165.6	11	77	650	59.1	12-18	232	21.1
1983	836	4,522	411.1	247	569	2,942	267.5	25	267-142-11	53.2	1,580	143.6	7	87	728	66.2	19-11	281	25.5
1982	874	4,942	449.3	264	583	2,751	250.1	25	291-151-14	51.9	2,191	199.2	14	92	791	71.9	10-14	322	29.3
1981	878	5,376	488.7	261	615	3,473	315.7	27	263-129-9	49.0	1,903	173.0	18	85	771	70.1	13-9	365	33.2
1980	833	3,746	340.5	202	508	1,734	157.6	13	325-162-18	49.8	2,012	182.9	13	79	808	73.5	11-18	213	19.4
1979	858	4,323	393.0	213	606	2,444	22.2	18	252-131-16	52.0	1,876	170.5	13	79	828	75.3	19-16	283	25.7
1978	859	4,549	413.4	229	669	2,958	268.9	28	190-106-13	55.8	1,590	144.5	8	72	692	62.9	20-13	274	24.9
1977	840	4,036	366.9	219	660	2,877	261.5	22	180-92-14	51.1	1,159	105.4	7	81	742	67.5	12-14	270	24.5
1976	767	3,329	302.6	182	597	2,181	198.3	15	170-76-14	44.7	1,148	104.4	7	55	606	55.1	18-14	206	18.7
1975	848	4,229	384.5	231	648	2,812	255.6	27	200-99-8	49.5	1,417	128.8	7	54	542	49.3	18-8	264	24.0
1974	708	4,449	444.9	260	620	2,930	293.0	30	190-110-8	57.9	1,519	151.9	13	65	637	63.7	21-8	348	34.8
1973	867	4,625	420.5	240	672	3,053	277.5	32	195-88-15	45.1	1,572	142.9	12	54	560	50.9	16-15	326	29.6
1972	837	4,689	426.3	227	594	2,876	261.5	29	243-114-20	46.9	1,813	164.8	16	62	662	60.2	20-20	339	30.8
1971	713	3,342	303.8	184	498	1,837	167.0	14	215-101-21	47.0	1,505	136.8	9	53	496	45.1	6-21	178	16.2
1970	832	4,091	371.9	219	549	2,162	196.5	20	283-145-15	51.2	1,929	175.4	9	60	659	59.9	16-15	241	21.9
1969	723	3,788	378.8	205	551	2,627	262.7	25	172-93-13	54.1	1,161	116.1	11	43	422	42.2	18-13	279	27.9
1968	758	3,734	373.4	188	519	2,018	201.8	16	239-124-10	50.2	1,653	165.3	15	44	447	44.7	17-10	228	22.8
1967	741	3,794	379.4	209	537	2,236	223.6	21	204-105-10	51.5	1,558	155.8	11	41	387	38.7	9-10	256	25.6
1966	595	2,794	279.4	128	420	1,348	134.8	12	175-87-17	49.7	1,446	144.6	10	47	425	42.5	14-17	162	16.2
1965	670	3,071	307.1	159	480	1,841	184.1	19	190-93-13	48.9	1,230	123.0	6	38	428	42.8	13-13	204	20.4
1964	645	2,916	291.6	158	457	1,734	173.4	16	188-84-16	44.6	1,182	118.2	5	-	493	49.3	14-16	178	17.8
1963	707	4,045	404.5	197	545	2,794	279.4	31	162-86-8	53.1	1,251	125.1	14	67	633	63.3	17-8	318	31.8
1962	674	3,064	306.4	156	502	2,105	210.5	24	172-78-5	45.3	959	95.9	10	57	523	52.3	10-5	278	27.8
1961	622	2,629	262.9	146	432	1,649	164.9	11	190-83-7	43.7	980	98.0	8	46	485	48.5	21-7	159	15.9
1960	682	3,079	307.9	157	533	2,228	222.8	22	149-73-11	49.0	851	85.1	8	26	271	27.1	6-11	215	21.5
1959	632	2,670	267.0	147	504	2,049	204.9	17	128-57-15	44.5	621	62.1	7	48	598	59.8	22-15	178	17.8
1958	677	3,042	304.2	164	518	1,957	195.7	12	159-71-12	44.7	1,085	108.5	10	56	551	55.1	9-12	163	16.3
1957	674	2,960	296.0	161	547	2,030	203.0	19	127-58-11	45.7	930	93.0	12	42	363	36.3	13-11	225	22.5
1956	707	2,688	268.8	148	564	2,191	219.1	14	143-47-13	32.9	497	49.7	1	58	512	51.2	17-13	102	10.2
1955	586	2,692	269.2	125	428	1,575	157.5	20	158-63-17	39.9	1,117	111.7	3	-	463	46.3	16-17	153	15.3
1954	514	2,600	260.0	112															

ACC/NCAA STATISTICAL LEADERS

ACC INDIVIDUAL STAT LEADERS

Rushing				
Year	Player	Plays	Yds	Avg
1956	Bill Barnes	168	1,010	101
1961	Alan White	93	586	58.6
1964	Brian Piccolo	252	1,044	104.4
1971	Larry Hopkins	249	1,228	111.6
1993	John Leach	215	1,089	99.0
2005	Chris Barclay	218	1,127	112.7

Passing				
Year	Player	Com	Yards	TD
1955	Nick Consoles	66	767	6
1959	Norm Snead	85	1,361	12
1960	Norm Snead	123	1,676	10
1977	Mike McGlamry	133	1,532	5
1980	Jay Venuto*	214	2,624	21

Passing Efficiency				
Year	Player	Pct	TD	Eff
2006	Riley Skinner	65.8	9	139.6
2017	John Wolford	63.9	29	158.0

Receptions				
Year	Player	Rec	Yds	TD
1955	Bill Barnes	31	349	0
1959	Bobby Allen	25	462	4
1977	Steve Young	51	483	3
1979	Wayne Baumgardner	55	1,000	8
1981	Phil Denfeld	51	461	1
1985	Michael Ramseur	54	450	1
1986	James Brim	66	930	5
1989	Ricky Proehl	65	1,053	11
1991	John Henry Mills	51	559	1
1997	Desmond Clark	72	950	5
2007	Kenneth Moore	98	1,011	5
2008	D.J. Boldin	81	848	3
2012	Michael Campanaro	79	763	6

Receiving Yardage				
Year	Player	Yds	Rec	TD
1954	Ed Stowers	277	22	3
1955	John Parham	376	18	5
1959	Bobby Allen	462	25	4
1979	Wayne Baumgardner	1,000	55	8
1986	James Brim	930	66	5

Scoring				
Year	Player	TD	PAT	Pts
1956	Bill Barnes	7	2	44
1964	Brian Piccolo	17	9	111
1971	Larry Russell	15	4	94
1979	James McDougald*	13	-	78

All-Purpose Yardage				
Year	Player	Tot		
1955	Bill Barnes	1,156		
1956	Bill Barnes	1,491		
1975	John Zeglinski	1,730		
1990	Anthony Williams	1,606		
1993	John Leach	1,691		
2005	Chris Barclay	1,508		
2018	Greg Dortch	1,750		

Total Offense				
Year	Player	Plays	Yds	Avg
1956	Bill Barnes	168	1,010	101.0
1959	Norm Snead	218	1,365	136.5
1960	Norm Snead	312	1,630	163.0
1964	John Mackovic	267	1,514	151.4
1967	Freddie Summers	338	1,419	141.9
1979	Jay Venuto	443	2,463	223.9
1980	Jay Venuto	480	2,430	220.9
1981	Gary Schofield	461	2,428	220.7
1986	Mike Elkins	400	2,443	244.3
1989	Phil Barnhill	469	2,820	256.4
1996	Brian Kuklick	476	2,454	223.1

Field Goals				
Year	Player	FGM	FGA	Pct
2006	Sam Swank	23	31	74.2
2017	Mike Weaver	21	25	84.0

Kick Scoring				
Year	Player	FG	PAT	Pts
2017	Mike Weaver	21-25	52-56	115

Kickoff Returns				
Year	Player	No	Yds	Avg
1956	Bill Barnes	11	315	28.6
1962	Donnie Frederick	29	660	22.8
1973	Tom Lockridge	21	522	24.9
1999	John Stone	13	389	29.9

2007	Kevin Marion	13	876	31.3
------	--------------	----	-----	------

Punting				
Year	Player	Punts	Avg	
1959	Wayne Wolff	24	41.1	
1960	Wayne Wolff	58	40.5	
1961	Bill Ruby*	55	40.2	
1963	Karl Sweetan*	66	37.3	
1971	Chuck Ramsey	46	43.5	
1972	Chuck Ramsey	72	43.2	
1973	Chuck Ramsey	87	44.8	
1982	Harry Newsome*	60	42.6	
1983	Harry Newsome	42	45.5	
1984	Harry Newsome	57	44.1	
1988	Martin Bailey	46	43.7	
2003	Ryan Plackemeier	57	45.6	
2004	Ryan Plackemeier	64	43.9	
2005	Ryan Plackemeier	67	47.2	

Punt Returns				
Year	Player	No	Yds	Avg
1956	Bill Barnes	6	114	19.0
1990	George Coghill	19	275	14.5
1993	Todd Dixon	13	167	12.8

Interceptions				
Year	Player	No	Yds	TD
1959	Chuck Reiley	4	14	0
1960	Chuck Reiley	4	64	0
1966	Andy Harper	6	34	0
1977	James Royster*	5	74	0
2007	Alphonso Smith	8	166	3
2008	Alphonso Smith	7	33	0

Tackles For Loss				
Year	Player	No	Avg.	
1992	Michael McCrary	23		
1995	Tucker Grace	19		
2002	Calvin Pace	19.5	1.62	

Passes Defended				
Year	Player	No	Avg.	
1987	A.J. Greene	18		
1989	George Coghill	17		
2003	Eric King	18	1.5	
2007	Alphonso Smith	18	1.4	
2008	Alphonso Smith	20	1.5	
2011	Merrill Noel	21	1.6	
2015	Brad Watson	18	1.3	

Fumbles Recovered				
Year	Player	No		
2003	Quintin Williams*	3		
2004	Josh Gattis	3		
2006	Stanley Arnoux*	3		
2014	Tylor Harris	4		

Fumbles Caused				
Year	Player	No		
2007	Alphonso Smith	4		

ACC TEAM STAT LEADERS

Total Offense				
Year	Games	Yds	Avg	
1959	10	3,139	313.9	
1964	10	3,166	316.6	
1979	11	4,236	385.1	
2002	13	5,305	408.1	

Scoring Offense				
Year	Games	Pts	Avg	
1986	11	325	29.5	

Scoring Defense				
Year	Games	Pts	Avg	
1966	10	162	16.2	

Rushing Defense				
Year	Games	Yds	Avg	
1966	10	1,348	134.8	

Rushing Offense				
Year	Games	Yds	Avg	
1971	11	3,344	304.0	
2001	11	2,438	221.6	
2002	13	3,135	241.2	
2003	12	2,439	203.2	
2005	11	2,173	197.5	

Passing Offense				
Year	Games	Comp/Att	Yds	Avg
1955	10	92/180	1,291	129.1

1959	10	90/218	1,498	149.8
1960	10	125/262	1,692	169.2
1978	11	162/332	1,814	164.9
1979	11	200/375	2,449	222.6
1980	11	216/420	2,634	239.5
1981	11	286/472	2,986	271.5
1996	11	223/441	2,795	254.1

Passing Efficiency				
Year	Games	Pct	TD	Eff
2006	14	65.5	10	138.3
2017	13	62.9	33	156.2

Time of Possession				
Year	Games	TOP	Avg	
2007	13	420:42	32:21	

Passing Defense				
Year	Games	Com/Att Yds	Avg	
1959	10	57/128	62.1	
1962	10	78/172	95.9	
1983	11	142/267	143.6	
1984	11	156/288	165.6	
1987	11	150/296	158	

4th Down Conversions				
Year	Games	Conv/Att	Pct.	
2006	14	4/6	66.7	

Red Zone Offense				
Year	Games	Scores/Att.	Pct.	
2017	13	53-56	94.6	

Red Zone Defense				
Year	Games	Scores/Att.	Pct.	
2004	11	29/42	69.0	
2016	13	35/45	77.8	

Fewest Penalties				
Year	Penalties	Yards	Yards/Gm	
2016	61	501	38.5	

Fewest Sacks Allowed				
Year	Games	Sacks	Yds	Avg
2001	11	13	108	1.18

NCAA INDIVIDUAL STAT LEADERS

Kick Returns				
Year	Player	No	Yds	Avg
1948	Bill Gregus	19	503	26.5
1962	Donnie Frederick	29	660	22.8

Punt Return Touchdowns				
Year	Player	No		
2018	Greg Dortch	2		

Receptions				
Year	Player	Rec	Yds	TD
1948	Red O'Quinn	39	605	7

Rushing				
Year	Player	Plays	Yds	Avg
1939	John Polanski	137	882	6.4
1964	Brian Piccolo	252	1,044	4.14

Scoring				
Year	Player	TD	PAT	Pts
1964	Brian Piccolo	17	9	111

Punting				
Year	Player	No	Yds	Avg
1973	Chuck Ramsey	87	3,896	44.8
2005	Ryan Plackemeier	67	3,165	47.2














Passes Defended				
Year	Player	PBU	Int	Avg
2011	Merrill Noel*	19	2	1.62

NCAA TEAM STAT LEADERS

Year	Category	#	Yds	Avg
1939	Rush Offense	10	2,903	290.3
1939	Kickoff Returns			32.9
1950	Total Defense	9	1,469	163.2
1952	Kickoff Returns	27	677	25.1
1973	Net Punting	89	3,923	44.1
2005	Net Punting	68	3,195	41.4
2008	Punt Return Defense	12	9	0.75
1979	Most improved (1-10 to 8-4)			
2006	Most improved (4-7 to 11-3)			

* - Indicates a tie for the top ranking

BEST PERFORMANCES VS. ACC OPPONENTS

OPPONENT		INDIVIDUAL HIGHS	TEAM HIGHS
BOSTON COLLEGE		Yards Rushing 117 (23 att) by Matt Colburn II 9/13/18 (h) Yards Passing 354 (25 of 35) by Riley Skinner 9/26/09 (a) Receptions 16* (123 yds) by Michael Campanaro 11/3/12 (h)	Yards Rushing 298 9/13/18 (h) Yards Passing 366 9/1/07 (a) Total Offense 512 (298 rush, 214 pass) 9/13/18 (h)
CLEMSON		Yards Rushing 249 (45 att) by James McDougald . . . 10/9/76 (h) Yards Passing 299 (17 of 32) by Gary Schofield . . . 11/27/82 (n) Receptions 12 (115 yds) by Phil Denfeld 10/31/81 (a)	Yards Rushing 444 10/17/70 (h) Yards Passing 299 11/27/82 (n) Total Offense 523 (365 rush, 158 pass) 10/19/02 (a)
DUKE		Yards Rushing 223 (31 att) by Cade Carney 11/24/18 (a) Yards Passing 478 (55 of 78) by Rusty LaRue 10/28/95 (a) Receptions 14 (230 yds) by John Henry Mills 11/3/90 (a)	Yards Rushing 419 10/29/05 (a) Yards Passing 478 10/28/95 (a) Total Offense 557 (419 rush, 138 pass) 10/29/05 (a)
FLORIDA STATE		Yards Rushing 149 (19 att) by Tarence Williams . . . 11/2/02 (h) Yards Passing 251 (21 of 41) by Ben Sankey 11/15/97 (a) Receptions 10 (110 yds) by Roger Pettus 9/17/94 (h) 10 (83 yds) by Cam Serigne 10/3/15 (h) 10 (110 yds) by Greg Dortch 9/30/17 (h)	Yards Rushing 265 9/29/01 (a) Yards Passing 273 10/20/18 (a) Total Offense 454 (227 rush, 227 pass) 11/14/09 (h)
GEORGIA TECH		Yards Rushing 224 (39 att) by Morgan Kane 11/20/99 (h) Yards Passing 501 (41 of 65) by Rusty LaRue 11/4/95 (h) Receptions 11 (167 yds) by Jammie Deese 11/21/98 (a)	Yards Rushing 322 11/20/99 (h) Yards Passing 501 11/4/95 (h) Total Offense 555 (61 rush, 494 pass) 11/21/98 (a)
LOUISVILLE		Yards Rushing 243 (20 att) by Matt Colburn II 10/27/18 (a) Yards Passing 461 (28 of 34) by John Wolford 10/28/17 (h) Receptions 10 (167 yds) by Greg Dortch 10/28/17 (h)	Yards Rushing 368 10/27/18 (a) Yards Passing 461 10/28/17 (h) Total Offense 625 (164 rush, 461 pass) 10/28/17 (h)
MIAMI		Yards Rushing 111 (21 att) by Josh Adams 10/25/08 (a) Yards Passing 349 (29 of 43) by Riley Skinner 10/31/09 (h) Receptions 12 (101 yds) by Devon Brown 10/31/09 (h)	Yards Rushing 195 10/25/08 (a) Yards Passing 408 10/31/09 (h) Total Offense 555 (147 rush, 408 pass) 10/31/09 (h)
NORTH CAROLINA		Yards Rushing 160 (35 att) by Chris Barclay 11/8/03 (a) Yards Passing 327 (27 of 38) by Tanner Price 9/8/12 (h) Receptions 16 (123 yds) by Michael Campanaro 9/8/12 (h)	Yards Rushing 421 10/26/68 (h) Yards Passing 404 10/9/93 (a) Total Offense 632* (421 rush, 211 pass) 10/26/68 (h)
NC STATE		Yards Rushing 180 (20 att) by Larry Hopkins 10/9/71 (a) Yards Passing 545* (50 of 67) by Rusty LaRue 11/18/95 (h) Receptions 15 (194 yds) by James Brim 9/20/86 (a) 15 (178 yds) by Marlon Estes 11/18/95 (h)	Yards Rushing 402 10/9/71 (a) Yards Passing 545 11/18/95 (h) Total Offense 561 (132 rush, 429 pass) 9/20/86 (a)
PITT		Yards Rushing 62 (16 att) by Cade Carney 11/17/18 (h) Yards Passing 206 (22 of 33) by Jamie Newman . . . 11/17/18 (h) Receptions 4 (60 yds) by Alex Bachman 11/17/18 (h) 4 (33 yds) by Greg Dortch 11/17/18 (h)	Yards Rushing 79 11/17/18 (h) Yards Passing 206 11/17/18 (h) Total Offense 285 (79 rush, 206 pass) 11/17/18 (h)
SYRACUSE		Yards Rushing 237 (31 att) by Matt Colburn II 11/11/17 (a) Yards Passing 363 (25 for 38) by John Wolford 11/11/17 (a) Receptions 10 (91 yds) by Sherman Ragland III . . . 11/2/13 (a)	Yards Rushing 371 11/11/17 (a) Yards Passing 373 9/12/15 (a) Total Offense 734* (371 rush, 363 pass) 11/11/17 (a)
VIRGINIA		Yards Rushing 168 (23 att) by Frank Harsh 11/18/72 (h) Yards Passing 373 (30 of 46) by Gary Schofield . . . 10/24/81 (a) Receptions 10 (155 yds) by Tim Ryan 10/24/81 (a) 10 (66 yds) by Marlon Estes 9/30/95 (a)	Yards Rushing 401 10/25/75 (a) Yards Passing 399 10/24/81 (a) Total Offense 598 (401 rush, 197 pass) 10/25/75 (a)
VIRGINIA TECH		Yards Rushing 241 (20 att) by Josh Harris 10/16/10 (a) Yards Passing 254 (19 for 33) by Tanner Price 10/15/11 (h) Receptions 5 (114 yds) by Nate Morton 10/9/04 (h) 5 (94 yds) by Nate Morton 11/4/06 (h)	Yards Rushing 254 10/16/10 (a) Yards Passing 261 10/15/11 (h) Total Offense 347 (139 rush, 208 pass) 10/9/04 (h)

* - school record / (h) - home game / (a) - away game

HEAD COACHES

MOST COACHING WINS


Name	Years	W	L	T	Pct	Bowl Wins
D. C. Walker	1937-50 (14)	77	51	6	.597	1 (1946 Gator)
Jim Grobe	2001-13 (13)	77	82	0	.484	3 (2002 Seattle, 2007 Meineke, 2008 EagleBank)
Bill Dooley	1987-92 (6)	29	36	2	.448	1 (1992 Independence)
Dave Clawson	2014-SA (5)	28	35	0	.444	3 (2016 Military, 2017 Belk, 2018 Birmingham)
Jim Caldwell	1993-00 (8)	26	63	0	.292	1 (1999 Aloha)
Al Groh	1981-86 (6)	26	40	0	.394	

LONGEST TENURES

Name	Years	W	L	T	Pct	Bowl Games
D. C. Walker	1937-50 (14)	77	51	6	.597	2 (1946 Gator, 1949 Dixie)
Jim Grobe	2001-13 (13)	77	82	0	.484	5 (2002 Seattle, 2007 FedEx Orange, 2007 Meineke, 2008 EagleBank, 2011 Music City)
Jim Caldwell	1993-00 (8)	26	63	0	.292	1 (1999 Aloha)
Al Groh	1981-86 (6)	26	40	0	.394	
Bill Dooley	1987-92 (6)	29	36	2	.448	1992 Independence


Name	Years	OVERALL RECORD				ACC RECORD				
		W	L	T	Pct	W	L	T	Pct	
W. C. Dowd* (Wake Forest '89)	1888	(1)	1	0	0	1.000				
W. C. Riddick (Lehigh '90)	1889	(1)	3	3	0	.500				
W. E. Sikes (Wake Forest '91)	1891-93	(3)	6	2	1	.722				
Unknown	1895	(1)	0	0	1	.500				
A. P. Hall, Jr. (Pennsylvania)	1908	(1)	1	4	0	.250				
A. T. Myers (Harvard)	1909	(1)	2	4	0	.333				
Reddy Rowe	1910	(1)	2	7	0	.222				
Frank Thompson (NC State)	1911-13	(3)	5	19	0	.208				
Dr. W. C. Smith	1914-15	(2)	6	10	0	.375				
G. M. Billings (Wake Forest '15)	1916	(1)	3	3	0	.500				
E. T. MacDonnell (Colgate '10)	1917	(1)	1	6	1	.188				
Harry Rabenhorst* (Wake Forest '19)	1918-19	(2)	3	8	0	.273				
J. L. White (Wake Forest '99)	1920-21	(2)	4	15	0	.210				
George Levene (Penn '07)	1922	(1)	3	5	2	.211				
Hank Garrity (Princeton '22)	1923-25	(3)	19	7	1	.722				
James Baldwin (Lehigh)	1926-27	(2)	7	10	3	.425				
Stanley B. Cofall (Notre Dame '17)	1928	(1)	2	6	2	.300				
F. S. Miller (Fordham)	1929-32	(4)	18	15	4	.540				
James H. Weaver (Centenary '24)	1933-36	(4)	10	23	1	.309				
D. C. Walker (Samford '22)	1937-50	(14)	77	51	6	.597				
Tom Rogers (Duke '34)	1951-55	(5)	21	25	4	.460	6	10	2	.389
Paul Amen (Nebraska '38)	1956-59	(4)	11	26	3	.313	7	19	1	.278
Billy Hildebrand (Mississippi St '47)	1960-63	(4)	7	33	0	.175	6	21	0	.222
Bill Tate (Illinois '53)	1964-68	(5)	17	32	1	.350	12	19	1	.391
Cal Stoll (Minnesota '50)	1969-71	(3)	15	17	0	.469	9	9	0	.500
Tom Harper (Kentucky '55)	1972	(1)	2	9	0	.182	1	5	0	.167
Chuck Mills (Illinois State '50)	1973-77	(5)	11	43	1	.209	6	23	1	.216
John Mackovic (Wake Forest '65)	1978-80	(3)	14	20	0	.412	7	11	0	.389
Al Groh (Virginia '67)	1981-86	(6)	26	40	0	.394	8	30	0	.211
Bill Dooley (Mississippi St '56)	1987-92	(6)	29	36	2	.448	14	29	0	.326
Jim Caldwell (Iowa '77)	1993-00	(8)	26	63	0	.292	12	52	0	.188
Jim Grobe (Virginia '75)	2001-13	(13)	77	82	0	.484	42	62	0	.404
Dave Clawson (Williams '89)	2014-SA	(5)	28	35	0	.444	12	28	0	.300
Totals	1888-2018	(117)	457	660	33	.412	142	318	5	.311

NATIONAL COACH OF THE YEAR



JIM GROBE
2006

American Football Coaches Association
Associated Press
Bobby Dodd Foundation
CBS Sportline
Sporting News




JOHN MACKOVIC
1979

Walter Camp

ACC COACH OF THE YEAR



PAUL AMEN
1956, 1959



BILL TATE
1964



CAL STOLL
1970



JOHN MACKOVIC
1979



BILL DOOLEY
1987, 1992



JIM GROBE
2006

ASSISTANT COACHES

Name	Years
Chris Allen.....	1993-96
Dick Anderson.....	1964-68
Wright Anderson.....	1970-72
Teryl Austin.....	1993-95
Elmer Barbour.....	1956-60
Dr. Jamie Barresi.....	1993-00
Warren Belin.....	2013-15
James Bell.....	1996-99
George Belu.....	1997-99
Steve Bernstein.....	1973-77
Tim Billings.....	2006-11
Steve Bocko.....	1972
Jeff Bower.....	1987
Don Brown.....	1976-77
Bob Brush.....	1989-92
Troy Calhoun.....	2001-02
Gerald Carr.....	1999
Russell Cerrato.....	1972
John (Red) Cochran.....	1951-55
Dave Cohen..... 2014-present	
Jess Cone.....	1973
Mike Cook.....	1977
Ryan Crawford 2018-present	
Bill Crutchfield.....	1958-59
Dennis Darnell.....	1980
Gary Darnell.....	1986-87
Bill Davis.....	1964-68
Babe Dimancheff.....	1962-63
Chuck Driesbach.....	1984-86
Tim Duffie.....	2012
Mike Elko.....	2014-16

Name	Years
Harry Elliott.....	1973-77
Mike Ellison.....	1973-74
Tom Elrod.....	2003-13
Ed Emory.....	1968
Bill Faircloth.....	1978-82
Beattie Feathers.....	1961-77
W.D. Fesperman.....	1961-62
Pat Flaherty.....	1993-98
Mel Foels.....	1997-00
Marty Galbraith.....	1978-82, 89-90
Lonnie Galloway.....	2011-12
Gene Gibson.....	1965-57
Tom Gilmore.....	2018
Murray Greason.....	1934-49, 54
John Gutekunst.....	1992
Ted Guthard.....	1969
Dennis Haglan.....	1978-82
Garth Hall.....	1973-74
Tom Harper.....	1969-71
Bill Hayes.....	1973-75
Win Headley.....	1975-77
Lyle Hemphill..... 2017-present	
Jack Henry.....	1981-85
Keith Henry.....	2001-11
Jim Hietikko.....	1956-58
Kevin Higgins..... 2014-present	
Billy Hildebrand.....	1956-59
Jonathan Himebauch.....	2012-13
Don Hipps.....	1954-55
Stan Hixon.....	1993-94
Jim Hoffer.....	1979-80, 83-86

Name	Years
Lawson Holland.....	1988-91
Dean Hood.....	2001-07
Dick Hunter.....	1960-61
John Hunter..... 2014-present	
Cecil Ingram.....	1960
Derrick Jackson.....	2012-16
Oval Jaynes.....	1969-72
John Jett.....	1946-47
Steve Jones.....	1977
Whitey Jordan.....	1987-88
Ken Karr.....	1964-66
Robert Kellogg.....	1947-49
Bobby Kennedy.....	1995-00
Buddy King.....	1984-86
Sandy Kinney.....	1987-92
John Klacik.....	2000
Brian Knorr.....	2008-13
Charles Knox.....	1959-60
Brad Lambert.....	2001-10
Tony Lanham.....	1972
Jim LaRue.....	1974-75
Clark Lea.....	2016
Theo Lemon.....	1996-00
Bill Lewis.....	1969-70
Wayne Lineburg .. 2017-present	
Steed Lobotzke.....	2001-13
Bob Lord.....	1966-67
Joe Madden.....	1965-67
Ray Malavasi.....	1961
Bill Maskill.....	1990-92
Ray McCartney.....	2001-13

Name	Years
Gene McKeehan.....	1973-77
Jerry McManus.....	1986-95
Jim McNally.....	1978-79
Bernie Menapace.....	1981-86
Kenneth Meyer.....	1958-59
Brad Mills.....	1971-72
Bill Mitchell.....	1971-72
Billy Mitchell.....	2001-13
Tom Moore.....	1969
Jeff Mullen.....	2001-07
Norman Parker.....	1969-71
Pat Peppler.....	1962
Tony Pierce.....	2000
Bob Popp.....	1967-68
Joe Popp.....	1965-68
Pat Preston.....	1951-53
Bob Pruett.....	1983-89
Jan Quarless.....	1993-96
Vito Ragazzo.....	1976-77
Pride Ratterree.....	1954-55
Diron Reynolds.....	1999-00
Charlie Rizzo.....	1981-85
Danny Rocco.....	1986
Tom Rogers.....	1938-40, 46-50
James Royster.....	1980-86
Warren Ruggiero ..2014-present	
Steve Russ.....	2008-11
R.J. Rychleski.....	1993-00
Taylor Sanford.....	1949-55
Tyler Santucci..... 2018-present	
Jay Sawvel.....	2017-18

Name	Years
Adam Scheier.....	2014-16
Bill Sexton.....	1963-64
Kevin Sherman.....	2001-05
Ray Sherman.....	1979-1980
Brad Sherrod..... 2017-present	
Hank Small.....	1995-98
Ralph Smith.....	1970
Ron Stark.....	1969-71
Skip Stress.....	1989-92
Archie Strimel.....	1978-80
Taylor Stubblefield.....	2013
Nick Tabacca..... 2014-present	
Ray Thornton.....	1960-62
Tom Throckmorton.....	1987-88
Sam Timer.....	1963
Howard Tippett.....	1972
Rick Tolley.....	1968
Ken Treadway.....	1987-88
Tony Trentini.....	1963
Bill Urbanik.....	1978-83
Jay Venuto.....	1986
Kenneth Wable.....	1956-57
Paul Wargo.....	1973-74
Pete Watson.....	1981-85
James Webster.....	1988-92
Eddie Williamson.....	1991-92, 2000
Eddie Wilson.....	1976-77
Alex Wood.....	1993-94
Walter Wood.....	1950
Mike Workin.....	1978-79
Cliff Yoshida.....	1973-77, 87-92
Ed Zaunbrecher.....	1980-83


FORMER DEACON ASSISTANTS AS HEAD COACHES



TROY CALHOUN
Air Force (2007-pres.)



DANNY ROCCO
Delaware (2017-pres.)
Richmond (2012-16)
Liberty (2006-11)



JEFF BOWER
Southern Miss. (1991-07)



GARY DARNELL
Tenn. Tech (1983-85)
W. Michigan (1997-04)



ED EMORY
East Carolina (1984-89)



BILL FAIRCLOTH
Catawba (1973-75)



BILL HAYES
Winston-Salem St. (1976-87)
North Carolina A&T (1988-03)



JIM HOFFER
Cornell (1990-97)
Buffalo (2001-05)




DEAN HOOD
Eastern Kentucky (2008-15)



BRAD LAMBERT
Charlotte (2011-18)



THEO LEMON
Central State (2003-08)



BILL LEWIS
East Carolina (1989-91)
Georgia Tech (1992-94)



BOB PRUETT
Marshall (1996-03)



RICK TOLLEY
Marshall (1969-70)



EDDIE WILLIAMSON
VMI (1985-88)



ALEX WOOD
Florida A&M (2015-17)

ROARING OUT OF THE GATE.



WAKE FOREST


**WE
DO
THIS**

ACCN is the home for 40 football games, 150 men's and women's basketball games and 250 Olympic sports events. Get closer to 15 championship-winning programs with inside access, studio programming and ESPN Films documentaries. Watch the Demon Deacons ride all year long, and catch all of the conference action on the new home of the ACC.

Check GetACCN.com for current providers.

ACCN
ESPN

ACC PLAYERS OF THE YEAR




BILL BARNES • 1956

One of the first stars of the ACC was Wake Forest running back Bill Barnes. The "Bullet" from Landis, N.C., established five school records. He was chosen to the LOOK Magazine All-America team and a second team Associated Press All-American as a senior.

In addition, Barnes was a unanimous choice for All-ACC honors. He was voted the most outstanding player for the South team in the North-South Shrine All-Star game in Miami. His 1,010 yards rushing in 1956 ranked second nationally. He also ranked 13th in total offense and 13th in kickoff returns. Barnes' number 33 jersey was retired following his senior season.

1956 Statistics

Rushing — 168 attempts for 1,010 yards (6.0 avg.) and 6 touchdowns
 Punt Returns — 6 punt returns for a 19.0 average and a touchdown
 Kick Returns — 11 kick returns for a 28.6 average



BRIAN PICCOLO • 1964


After toiling in relative obscurity during his first two years on the varsity team, Brian Piccolo emerged as a senior to lead the nation in rushing.

Piccolo rushed 252 times for 1,044 yards and 15 touchdowns. His rushing total and 111 points scored (17 overall touchdowns and 9 PATs) ranked first in the NCAA. In all, Piccolo set six new conference marks and established nine new school records en route to being named a Football News All-American.

Piccolo left Wake Forest as the school's all-time leading rusher and scorer.

1964 Statistics

Rushing — 252 attempts for 1,044 yards (4.1 avg.) and 15 touchdowns
 Receiving — 5 receptions for 122 yards and 2 touchdowns
 All-Purpose Yards — 1,166 yards




JAY VENUTO • 1979

Jay Venuto re-wrote the Wake Forest and ACC record books when it came to passing. The native of Salem, N.J., broke six ACC season records, including total offense (2,485 yards), passing attempts (367), pass completions (198), passing yards (2,432), total plays (443), and a ACC single game record when he completed 28 passes against East Carolina.

Venuto threw for 16 touchdowns and guided the Deacons to the 1979 Tangerine Bowl against LSU under head coach John Mackovic. Mackovic was the quarterback in the same backfield with Wake Forest's previous ACC Player of the Year, Brian Piccolo.

1979 Statistics

Passing — 198 for 367, 2,432 yards, 17 touchdowns, 16 interceptions
 Rushing — 76 attempts for 173 yards and 1 touchdown
 Total Offense — 2,485 yards



CHRIS BARCLAY • 2005

Chris Barclay was offered only one Division I scholarship out of high school. He proved to be the ultimate diamond in the rough.

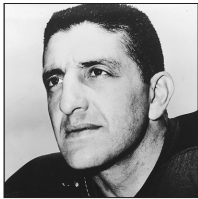
Barclay led the ACC in rushing during the regular season three times, the only player in history to do so. As a senior, he was chosen as the league's Player of the Year.

The native of Louisville, Ky., carried 218 times for 1,127 yards, both league-highs, and 10 touchdowns in 2005. He added 381 receiving and return yards to lead the ACC in all-purpose yards. Barclay had two 200-yard rushing days, one against East Carolina and the other against Duke. Against the Blue Devils, Barclay broke the school's all-time career rushing mark.

2005 Statistics


Rushing — 218 attempts for 1,127 yards (5.2 avg.) and 10 touchdowns
 Receiving — 26 receptions for 159 yards (6.1 avg.)
 All-Purpose — 1,508 yards

ALL-AMERICANS




BILL GEORGE
1949 | 1st Team AP, 2nd Team NEA

George was the first Demon Deacon ever to be named an All-American. He gained that distinction as a sophomore in 1949 after an outstanding season at defensive tackle. That achievement highlighted an excellent overall career which saw him named all-conference three times (1948, '49 and '51). He was outstanding as a professional player, too, with both the Chicago Bears and Los Angeles Rams, earning all-pro honors as a linebacker eight times and being inducted into the Pro Football Hall of Fame in 1974. He joined the WFU Hall of Fame in 1998 and his number 47 is retired.




JIM STATON
1950 | 2nd Team AP

One year after Bill George received All-America acclaim, Staton followed him to that lofty status, also as a defensive tackle. He was named to the all-conference team that same year and was chosen as the Deacons' MVP as well. Staton also was successful professionally, primarily in the Canadian Football League with the Montreal Alouettes, where he earned all-league honors playing under former Wake Forest coach Peahead Walker. He was inducted into the WFU Hall of Fame in 1982.




BOB BARTHOLOMEW
1955 | 2nd Team INS, 2nd Team UPI

Wake Forest's list of outstanding linemen continued in 1955 with Bartholomew earning All-America honors as a tackle. He additionally received Academic All-America recognition that same year, making him the first individual in school history to be named to both all-star squads in the same season. Bartholomew was a four-year starter and a three-time All-ACC pick (twice on the first team). He served WFU as director of the Deacon Club for more than 16 years (1968-1984) and was inducted into the WFU Hall of Fame in 1984.



BILL BARNES
1956 | 1st Team Look, 2nd Team AP

One of the top all-around players in Wake Forest history, Barnes received All-America notice as a running back in 1956. He became the first Deacon — and the first individual ever in the ACC — to rush for more than 1,000 yards in one season (1,010) and was named the conference player of the year. The two-time All-ACC performer went on to an all-pro career with the Philadelphia Eagles, later playing for Washington and Minnesota as well. He was a 1974 inductee into the WFU Hall of Fame. The sports lounge in Bridger Field House is named in his honor and his number 33 is retired.



NORM SNEAD
1960 | 2nd Team UPI, 2nd Team FWAA

The only Deacon QB to earn All-America honors, Snead ranks as one of the premier passers ever in the ACC. Three times he was all-conference (first team in 1959 and '60), and as a junior and senior he led the league in passing and total offense, which led to his selection on the ACC 50th Anniversary team in 2002. Despite playing in a run-oriented era, Snead's career numbers rate him among the top all-time passers at WFU. He played for five NFL teams during a 16-year career that saw him gain All-Pro honors. The WFU Hall of Fame inducted him in 1977, the banquet room in Bridger Field House is named in his honor and his number 16 is retired.



BRIAN PICCOLO
1964 | 1st Team FN, 1st Team FD, 1st Team Helms, 1st Team NY Daily News, 2nd Team AP, 2nd Team UPI, 2nd Team NEA

One of Wake Forest's most famed athletes, Piccolo earned All-America status in 1964 after leading the nation in rushing (1,044 yards) and scoring (111 points). That same season he also became the second Demon Deacon to earn ACC Player of the Year honors. Wake Forest's leading rusher in 1962, 1963 and 1964, Piccolo played for the NFL's Chicago Bears four seasons before his career came to an end due to his now well-known bout with cancer. He died in June of 1970 and was posthumously inducted into the WFU Hall of Fame later that year. In 2002, Piccolo was named to the ACC 50th Anniversary Team and his number 31 is retired.



WIN HEADLEY
1970 | 2nd Team Walter Camp

A three-year starter, Headley earned All-America recognition as a defensive tackle on Wake Forest's 1970 ACC Championship squad. He also was honored that year as an All-ACC selection and was voted team Most Valuable Player. In the spring of 1971, Headley and basketball player Charlie Davis were co-recipients of WFU's Arnold Palmer Award. He played briefly with the Green Bay Packers and in the CFL, and later returned to Wake Forest as an assistant coach under Chuck Mills. He was inducted into the WFU Hall of Fame in 1994.



CHUCK RAMSEY
1973 | 1st Team FWAA

The 1973 season was not a successful one for the Demon Deacons, who managed only one win and one tie in 11 outings, but Ramsey led the country in punting with a 44.8-yard average. He led the ACC in punting as a sophomore, junior and senior (1971-73), and upon his graduation, his career average of 44.0 was the third-best in ACC history. He spent eight productive years (1977-84) with the New York Jets in the NFL.


ALL-AMERICANS



BILL ARMSTRONG

1975 | 3rd Team AP
 1976 | CONSENSUS ALL-AMERICAN
 1st Team AP, UPI, Walter Camp, FN,
 FWAA, AFCA, TSN


Armstrong was the first player in Wake Forest history to be named a consensus All-American. A quarterback early in his Deacon career, he became an all-league safety in 1975 and again in 1976, leading the team in tackles both years. His 271 career unassisted tackles are the most in school history. He received the Arnold Palmer Award, and in 1996, he was inducted into the WFU Hall of Fame. In 2002, Armstrong was named to the ACC 50th Anniversary Team and his number 19 is retired.



WAYNE BAUMGARDNER

1979 | 2nd Team NEA


Wayne Baumgardner put up one of the most prolific seasons in school history among wide receivers in 1979. Baumgardner finished seventh in the nation with 55 receptions and became the first Demon Deacon to have 1,000 receiving yards in a season. He had eight 100-yard receiving games including 100 yards in an upset of No. 12 Georgia and 159 yards in a victory over No. 13 Auburn. For the year, Baumgardner recorded 55 catches for 1,000 yards and eight touchdowns.



JAMES PARKER

1979 | 2nd Team Football News

Nose guard James Parker garnered All-America honors in 1979 as his leadership helped Wake put together an impressive 8-4 record and a Tangerine Bowl appearance. The Deacons posted three victories over ranked opponents during the season, including road wins over Georgia and North Carolina. Parker was also named first team All-ACC that season and received WFU's Bill George Award, given to the team's top lineman. He went on to a long and successful career in the Canadian Football League, playing for Edmonton, British Columbia and Toronto. Parker still ranks among WFU's all-time leaders in total tackles, solo tackles, tackles for loss and sacks.



BILL ARD

1980 | 1st Team TSN


One of the top offensive linemen in Wake Forest history, Bill Ard was an All-America selection in 1980, his third year as a starter. He was named All-ACC and was a recipient of the Bill George Award that same season while also serving as team captain. Following his graduation, he enjoyed a very successful career in the NFL, winning a Super Bowl during a 10-year stint with the New York Giants before concluding his career with the Green Bay Packers. He was inducted into the WFU Hall of Fame in 1993.



HARRY NEWSOME

1983 | 3rd Team AP


Harry Newsome was an All-America punter as a junior in 1983, ranking as the nation's third-leading punter with a 45.5-yard average. That average ranked as the best season mark in school history. Newsome's career punting average of 43.6 ranks third in the Deacon record books behind All-Americans, Chuck Ramsey and Ryan Plackemeier. He became the 15th player in WFU history to be named first team All-ACC twice. He was drafted in 1985 and spent nine seasons in the NFL with Pittsburgh and Minnesota.



PAUL KISER

1986 | 1st Team AP, 1st Team TSN


The 1986 Deacons established eight offensive school records and led the ACC in scoring. A major factor was Kiser's play up front in that offensive unit, and he was recognized for his efforts as a first team All-American. In addition, he was named All-ACC that year as a senior and became the first Deacon since the formation of the ACC to receive the Jacobs Blocking Trophy as the league's premier blocker.



GEORGE COGHILL

1992 | 3rd Team AP

One of the most popular members of WFU's 1992 Independence Bowl champion squad, Coghill was a third-team AP All-America selection. He was the leading vote-getter among defensive backs on the 1992 All-ACC team, making that elite group for the second year. He started 44 of 45 contests during a career that saw him finish fourth in interceptions (12) while becoming the school's career punt return leader. In 1997 and 1998 he was a member of the Denver Broncos' World Championship teams.




BEN COLEMAN

1992 | 1st Team AFCA


Wake Forest's Ben Coleman emerged as one of the country's premier offensive linemen during his senior season, gaining first team recognition on the Kodak Coaches (AFCA) squad. He had not become an offensive player until after his sophomore year and did not earn a starting job until his final campaign. His other 1992 honors included the Bill George Award and the Jacobs Blocking Trophy as the top blocker in the ACC. After being selected in the second round of the 1993 NFL draft, Coleman spent nine seasons in the league (1993-2001) with four different teams.

ALL-AMERICANS




MICHAEL COLLINS
2001 | 3rd Team TSN

Despite moving from tackle to guard and learning a new offensive system prior to his senior year, offensive lineman Michael Collins was named third-team All-America and earned first-team All-ACC honors in 2001. Collins anchored a line that helped WFU lead the ACC in rushing and fewest sacks allowed en route to a 6-5 record. Collins played three years with the Baltimore Ravens.




CALVIN PACE
2002 | 1st Team AFCA, 3rd Team AP,
4th Team TSN

Defensive end Calvin Pace became WFU's first first-team All-America selection in 10 years after leading the Deacs to a 7-6 overall record and Seattle Bowl victory in 2002. Pace, who became Wake Forest's career tackles for loss leader during his senior campaign, also led the ACC in sacks and finished second in the WFU career record book in that category. Named the ACC Defensive Player of the Year by The Sporting News, Pace was a first-team All-ACC selection as well as WFU team MVP. He became the school's third first-round pick when Arizona chose him as the 18th overall pick.



RYAN PLACKEMEIER
2005 | CONSENSUS ALL-AMERICAN
1st Team AFCA, AP, CBS Sportsline
ESPN, FWAA, SI, TSN, Walter
Camp

In addition to his consensus All-America honors, Plackemeier won the 2005 Ray Guy Award as the nation's best punter. He led the nation in both net punting and average per punt. As a senior, he punted 67 times with an average of 47.2 yards per punt to break his own school record. Among those with 200 career attempts, Plackemeier is the NCAA's all-time leading punter with a career average of 45.26 yards per punt. He was a three-time first team All-ACC selection. As a senior, he nailed three punts of at least 70 yards, including an 82-yard blast against NC State. Plackemeier was drafted in the seventh round by Seattle.



SAM SWANK
2006 | 1st Team ESPN, 1st Team Rivals
1st Team SI

Placekicker Sam Swank, a native of Jacksonville Beach, Fla., was named first team All-American by three publications. He kicked three field goals in the ACC Championship Game and was named Most Valuable Player. Swank was selected first team All-ACC by the Atlantic Coast Sports Media Association as a placekicker and honorable mention All-ACC by ACMSA as a punter. He was the only player in the nation to be named a semifinalist for both the Lou Groza Award and the Ray Guy Award. Swank tied the NCAA record for most 50-yard field goals in a game, making three at NC State. He set 11 new school records during his sophomore campaign.




STEVE VALLOS
2006 | 1st Team SI, 1st Team TSN, 2nd
Team Walter Camp

Steve Vallos, an offensive tackle from Boardman, Ohio, was one of the vocal and emotional leaders of the 2006 ACC Championship team. He was a first team All-ACC pick and one website even selected him as the conference's Player of the Year. Vallos won the ACC Offensive Lineman of the Week award twice and graded out at 90 percent for the season. He had 92.5 knockdown blocks, 23 more than any other teammate. Vallos enjoyed one of his best career games with an ACC Championship game berth on the line at Maryland when he earned a career-best 96 percent to go with 10 knockdown blocks. Vallos started all 48 games of his career, the most in Wake Forest history. He was drafted in the seventh round by the Seattle Seahawks.



STEVE JUSTICE
2007 | 1st Team AP, 1st Team CBS
Sportsline, 1st Team ESPN, 1st Team
AFCA, 2nd Team Walter Camp, 2nd
Team SI, 2nd Team TSN

Steve Justice is the most decorated center in school history. A consensus All-America selection, Justice was also the recipient of the Atlantic Coast Conference's Jacobs Blocking Trophy and the national runner-up for the Rimington Trophy. A three-year starter, Justice helped pave the way for Wake Forest to win the 2006 ACC Championship and the 2007 Meineke Car Care Bowl. Justice was a first team All-ACC selection as a senior and a sixth round draft pick of the Indianapolis Colts.



ALPHONSO SMITH
2007 | 2nd Team Walter Camp, 3rd Team AP
2008 | 1st Team AP, 1st Team AFCA, 1st
Team FWAA, 1st Team Walter Camp
1st Team CBS Sports, 2nd Team TSN
2nd Team SI, 2nd Team Phil Steele,
2nd Team Rivals

Alphonso Smith was just the second Deacon to earn All-American honors in two different seasons. His seven interceptions in 2008 and eight in 2007 were both tied for the most in the country and his career total of 21 broke Dry Bly's ACC record of 20. The 2008 Bronko Nagurski Award finalist, finished his career with a school-record 61 passes defended and his 249 interception return yards are second-most in school-history. His 20 passes defended in 2008 not only led the ACC but was also tied for the most in the country. Smith also proved to be one of the most capable defensive backs in the country as a junior in 2007. He once again led the ACC in interceptions and passes defended. Three of his interceptions resulted in touchdown returns but none was more important than his return against Maryland on Sept. 22. With the Deacons trailing 24-3, the Terps threatened to score again when Smith intercepted a pass in the end zone and returned it 100 yards for the score. Besides being the longest return in school history, the return sparked the Deacons to an amazing 31-24 overtime win.

ALL-AMERICANS



AARON CURRY

2008 | 1st Team SI, 1st Team Pro Football Weekly, 2nd Team AP, 2nd Team TSN
2nd Team Phil Steele, 2nd Team Rivals


Aaron Curry returned for his senior season and had arguably one of the best years in school history. Curry was the key to the Demon Deacons' defense, leading the squad with 105 total tackles and 66 solo stops. He received the Butkus Award, which is given to the nation's top linebacker, and he was a finalist for the Lott Trophy, which recognizes the country's top defensive player. In perhaps the team's best defensive game of the year against Florida State, Curry made eight tackles, had a fumble recovery and recorded his sixth career interception. He returned the pick 22 yards, adding to his school-record total of 278 interception return yards. The Wake Forest defense also held the Seminoles to just three points in the game, and beat FSU for the second-straight time in Tallahassee. He also became one of four Deacons to start three-straight bowl games.



JOSH BUSH

2011 | 3rd Team AP

Josh Bush made his final season for the Deacs his best. He finished among the national leaders in interceptions with six during the 2011 season. He was tied for ninth in the nation and second in the ACC in interceptions. Bush was fifth on the team with 59 tackles and totaled 11 passes defended. Bush was a first team All-ACC selection and a third team Associated Press All-America pick. He became the first Demon Deacon chosen to the AP All-America team since 2008 when Alphonso Smith was a first team selection and Aaron Curry was named to the second team. Bush had two interceptions against Notre Dame with his other picks coming against NC State, Boston College, Florida State and Clemson.



GREG DORTCH

2018 | 1st Team SI, 1st Team FWAA, 1st Team Pro Football Focus, 2nd Team AP, 2nd Team The Athletic

Greg Dortch made his presence felt in his two seasons as a Demon Deacon, scoring 19 touchdowns in 20 career games. In 2018, Dortch led the ACC in all-purpose yards and led the nation in punt return touchdowns with two. Against Towson, Dortch returned two punts for touchdowns, each covering 60 yards. He added 94 yards in receptions with two touchdowns and had 85 yards in kickoff returns, totaling 310 all-purpose yards. Dortch was a first team All-ACC pick at two positions: return specialist and all-purpose player, earning All-America honors as a returner.



Aaron Curry

KEY TO TEAMS:

AFCA - American Football Coaches Association; **AP** - Associated Press; **FD** - Football Digest; **INS** - International News Service; **FWAA** - Football Writers' Association; **NEA** - Newspaper Enterprise Association; **TSN** - The Sporting News; **UPI** - United Press International; **SI** - Sports Illustrated

ALL-ACC SELECTIONS

INDIVIDUAL ACC HONORS

All-ACC Three Times (All 1st Team)

Bob Bartholomew; Norman Snead; James McDougald; John Henry Mills; Ryan Plackemeier

All-ACC Three Times (1st or 2nd Team)

Chris Barclay, Nikita Whitlock

All-ACC Two Times (1st or 2nd Team)

Bill Barnes; Pete Manning; Bill Bobbora; Larry Hopkins; Larry Russell; Ed Stetz; Chuck Ramsey; Bill Armstrong; Steve Young; Jay Venuto; Phil Denfeld; Harry Newsome; Gary Baldinger; James Brim; A.J. Greene; George Coghill; Todd Dixon; Desmond Clark; Calvin Pace; Josh Gattis; Steve Vallos, Steve Justice, Michael Campanaro

ACC Coach of the Year ACC Player of the Year

1956	Paul Amen	1956	Bill Barnes
1959	Paul Amen	1964	Brian Piccolo
1964	Bill Tate	1979	Jay Venuto
1970	Cal Stoll	2005	Chris Barclay
1979	John Mackovic		
1987	Bill Dooley		
1992	Bill Dooley		
2006	Jim Grobe		

ACC Rookie of the Year

1976	James McDougald
1982	Michael Ramseur
2006	Riley Skinner
2007	Josh Adams

ACC Defensive Rookie of the Year

2011	Merrill Noel
------	--------------

ACC Silver Anniversary Team

(Selected in 1977 by the ACSWA)

Bill Armstrong, DB
Bill Barnes, RB

ACC 50th Anniversary Team

(Selected in 2002 by ACC-appointed committee)

Bill Armstrong, DB
Brian Piccolo, FB
Norm Snead, QB

Jacobs Blocking Trophy

First in the old Southern Conference, and since 1953 in the ACC, this award has been presented annually to the player named the league's top blocker. The recipient is determined by a vote of the coaches.

1939	James Ringgold
1943	Elmer Barbour
1945	Nick Ognovich
1946	Nick Ognovich
1947	Nick Ognovich
1986	Paul Kiser
1992	Ben Coleman
2007	Steve Justice

Brian Piccolo Award

Presented annually since 1972, this award is given to the ACC's "most courageous" player in honor of Wake Forest legend Brian Piccolo.

1982	Kenny Duckett
1983	John Piedmonte
1996	John Lewis
2007	Matt Robinson
2018	Greg Dortch

Jim Tatum Award

Presented annually since 1979, this award is given to the ACC's top football senior scholar-athlete.

1983	Phil Denfeld
1991	Steve Ainsworth
2009	Riley Skinner
2016	Ryan Janvion

Key to Teams:

First Team selections by ACSMA (Atlantic Coast Sports Media Association)

All-ACC Coaches Conference Team Began in 2012

- wire service selection

1953
Bob Bartholomew, tackle (2nd)
Bob Ondilla, end (1st)#

1954
Bob Bartholomew, tackle (1st)
Ed Stowers, end (2nd)

1955
Bob Bartholomew, tackle (1st)
Bill Barnes, back (1st)

1956
Bill Barnes, back (1st)
Eddie Moore, center (2nd)

1958
Norman Snead, back (2nd)
Pete Manning, end (2nd)

1959
Norman Snead, back (1st)
Pete Manning, end (1st)
Nick Patella, guard (1st)

1960
Norman Snead, back (1st)
Wayne Wolff, tackle (2nd)

1961
Alan White, back (1st)
Bill Hull, end (2nd)
Bill Ruby, end (2nd)

1962
Bill Shendow, guard (1st)#

1964
Brian Piccolo, back (1st)
Richard Cameron, end (1st)
John Mackovic, back (2nd)

1965
Joe Carazo, defensive back (1st)

1966
Bob Grant, offensive tackle (1st)
Andy Harper, defensive back (1st)
Bob Oplinger, center (1st)

1967
Freddie Summers, quarterback (1st)
Richard Decker, tight end (1st)

1968
Digit Laughridge, defensive back (1st)

1969
Joe Dobner, center (1st)
John Mazalewski, linebacker (1st)

1970
Larry Russell, quarterback (1st)
Bill Bobbora, offensive guard (1st)
Larry Hopkins, running back (1st)
Ed Stetz, linebacker (1st)
Win Headley, defensive tackle (1st)
Tracy Lounsbury, kicker (1st)

1971
Larry Russell, quarterback (1st)
Larry Hopkins, running back (1st)
Ed Stetz, linebacker (1st)
Bill Bobbora, offensive guard (1st)
Steve Bowden, defensive back (1st)

1972
Chuck Ramsey, kicker (1st)
Nick Arcaro, linebacker (1st)

1973
Chuck Ramsey, kicker (1st)

1975
Clark Gaines, running back (1st)
Bill Armstrong, defensive back (1st)

1976
Steve Young, tight end (1st)
James McDougald, running back (1st)
Don Cervi, linebacker (1st)
Bill Armstrong, defensive back (1st)

1977
James McDougald, running back (1st)
Steve Young, tight end (1st)
Larry Teary, center (1st)

1979
James McDougald, running back (1st)
James Parker, nose guard (1st)
Jay Venuto, quarterback (1st)
Wayne Baumgardner, receiver (1st)

1980
Jay Venuto, quarterback (1st)
Bill Ard, offensive guard (1st)
Carlos Bradley, linebacker (1st)

1981
Phil Denfeld, tight end (1st)

1982
Harry Newsome, punter (1st)
Phil Denfeld, tight end (1st)
Tim Ryan, wide receiver (1st)

1983
Harry Newsome, punter (1st)

1984
Gary Baldinger, defensive end (1st)
Ronnie Burgess, defensive back (1st)

1985
Gary Baldinger, defensive end (1st)
James Brim, wide receiver (1st)

1986
James Brim, wide receiver (1st)
Paul Kiser, offensive guard (1st)
Tim Morrison, offensive tackle (1st)

1987
A.J. Greene, defensive back (1st)
Jimmie Simmons, linebacker (1st)
Mark Young, running back (1st)

1988
Martin Bailey, punter (1st)

A.J. Greene, defensive back (1st)

1989
Ricky Proehl, wide receiver (1st)
Tony Mayberry, center (2nd)

1990
John Henry Mills, tight end (1st)
Anthony Williams, running back (2nd)

1991
John Henry Mills, tight end (1st)
George Coghill, defensive back (1st)

1992
George Coghill, defensive back (1st)
Ben Coleman, offensive tackle (1st)
Todd Dixon, wide receiver (1st)
John Henry Mills, tight end (1st)
Mike McCrary, defensive line (2nd)
Maurice Miller, linebacker (2nd)

1993
Dred Booe, defensive lineman (1st)
John Leach, running back (2nd)
Todd Dixon, wide receiver (3rd)
Walter Rasby, tight end (3rd)

1994
Richard Goodpasture, secondary (2nd)

1995
Tucker Grace, linebacker (1st)

1996
Desmond Clark, wide receiver (2nd)


1997
Brian Kuklick, quarterback (2nd)
Tripp Moore, punter (2nd)
D'Angelo Solomon, secondary (2nd)

1998
Desmond Clark, wide receiver (2nd)

1999
Dustin Lyman, linebacker (1st)
Morgan Kane, running back (2nd)
Bryan Ray, defensive end (2nd)
Fred Robbins, defensive tackle (2nd)

2000
Bryan Ray, defensive lineman (HM)
John Stone, specialist (HM)

2001
Michael Collins, offensive guard (1st)
Tarence Williams, running back (2nd)
Nate Bolling, defensive end (2nd)
Calvin Pace, defensive end (2nd)
John Stone, specialist (2nd)
Vince Azzolina, center (HM)



John Henry Mills

ALL-ACC SELECTIONS



A.J. Greene

2002
 Blake Henry, offensive guard (1st)
 Calvin Pace, defensive end (1st)
 Fabian Davis, specialist (2nd)
 Tyson Clabo, offensive guard (HM)
 Eric King, defensive back (HM)
 Mike Moroz, offensive tackle (HM)
 Montique Sharpe, defensive line (HM)
 Quintin Williams, defensive back (HM)
 Tarance Williams, running back (HM)

2003
 Tyson Clabo, offensive guard (1st)
 Eric King, cornerback (1st)
 Ryan Plackemeier, punter (1st)
 Chris Barclay, running back (2nd)
 Mark Moroz, offensive tackle (2nd)

2004
 Chris Barclay, running back (1st)
 Ryan Plackemeier, punter (1st)
 Eric King, cornerback (2nd)
 Steve Vallos, offensive guard (2nd)
 Jon Abbate, linebacker (HM)

2005
 Chris Barclay, running back (1st)
 Ryan Plackemeier, punter (1st)
 Josh Gattis, defensive back (2nd)
 Jon Abbate, linebacker (HM)
 Steve Vallos, offensive tackle (HM)

2006
 Jon Abbate, linebacker (1st)
 Josh Gattis, safety (1st)
 Steve Justice, center (1st)
 Sam Swank, placekicker (1st)
 Steve Vallos, offensive tackle (1st)
 Riley Skinner, quarterback (2nd)
 Patrick Ghee, safety (HM)
 Sam Swank, punter (HM)
 Jyles Tucker, defensive tackle (HM)

2007
 Steve Justice, center (1st)
 Kenneth Moore, wide receiver (1st)
 Alphonso Smith, cornerback (1st)
 Josh Adams, running back (2nd)
 Kevin Marion, return specialist (HM)
 Aaron Curry, linebacker (2nd)
 Sam Swank, placekicker (HM)
 Chip Vaughn, safety (HM)

2008
 D.J. Boldin, wide receiver (1st)
 Aaron Curry, linebacker (1st)
 Alphonso Smith, cornerback (1st)
 Boo Robinson, defensive end (HM)
 Riley Skinner, quarterback (HM)

2009
 John Russell, defensive lineman (2nd)
 Chris DeGears, offensive lineman (HM)
 Jeff Griffin, offensive lineman (HM)
 Kenny Okoro, cornerback (HM)
 Riley Skinner, quarterback (HM)
 Marshall Williams, wide receiver (HM)

2011
 Chris Givens, wide receiver (1st)
 Josh Bush, safety (1st)
 Joe Looney, offensive lineman (2nd)
 Nikita Whitlock, defensive lineman (2nd)
 Merrill Noel, cornerback (HM)

2012
 ACSMA
 Michael Campanaro, wide receiver (2nd)
 Nikita Whitlock, defensive lineman (2nd)
 Alexander Kinal, punter (HM)

Coaches
 Michael Campanaro, wide receiver (2nd)
 Nikita Whitlock, defensive lineman (2nd)
 Kevin Johnson, cornerback (HM)
 A.J. Marshall, safety (HM)

2013
 ACSMA
 Nikita Whitlock, defensive lineman (1st)
 Michael Campanaro, wide receiver (2nd)
 Kevin Johnson, cornerback (HM)
 Ryan Janvion, safety (HM)

Coaches
 Nikita Whitlock, defensive lineman (2nd)
 Michael Campanaro, wide receiver (2nd)
 Kevin Johnson, cornerback (3rd)

2014
 ACSMA
 Tylor Harris, defensive lineman (2nd)
 Alexander Kinal, punter (2nd)
 Kevin Johnson, cornerback (HM)
 Merrill Noel, cornerback (HM)
 Brandon Chubb, linebacker (HM)
 Josh Banks, defensive lineman (HM)
 Cam Serigne, tight end (HM)

Coaches
 Kevin Johnson, cornerback (2nd)
 Alexander Kinal, punter (2nd)
 Brandon Chubb, linebacker (3rd)
 Merrill Noel, cornerback (3rd)
 Tylor Harris, defensive lineman (HM)

2015
 ACSMA
 Brandon Chubb, linebacker (1st)
 Alexander Kinal, punter (2nd)
 Cam Serigne, tight end (HM)

Coaches
 Brandon Chubb, linebacker (1st)
 Alexander Kinal, punter (1st)
 Cam Serigne, tight end (HM)
 Brad Watson, cornerback (HM)

2016
 ACSMA
 Mike Weaver, kicker (1st)
 Marquel Lee, linebacker (2nd)
 Jessie Bates, safety (2nd)
 Duke Ejiolor, defense end (3rd)
 Dom Maggio, punter (HM)

Coaches
 Marquel Lee, linebacker (2nd)
 Duke Ejiolor, defensive end (3rd)
 Jessie Bates, safety (3rd)
 Dom Maggio, punter (3rd)
 Mike Weaver, kicker (HM)

Associated Press
 Marquel Lee, linebacker (1st)
 Mike Weaver, kicker (2nd)
 Jessie Bates, III (2nd)

2017
Official Team
 Cam Serigne, tight end (1st)
 Ryan Anderson, center (2nd)
 Greg Dortch, all-purpose (2nd)
 Duke Ejiolor, defensive end (2nd)
 Mike Weaver, kicker (2nd)
 John Wolford, quarterback (2nd)
 Justin Herron, tackle (3rd)
 Phil Haynes, guard (3rd)
 Essang Bassey, cornerback (HM)
 Jessie Bates, III, safety (HM)
 Dom Maggio, punter (HM)
 Greg Dortch, return specialist (HM)

2018
Official Team
 Greg Dortch, return specialist (1st)
 Greg Dortch, all-purpose (1st)
 Phil Haynes, guard (2nd)
 Essang Bassey, cornerback (2nd)
 Cameron Glenn, safety (2nd)
 Ryan Anderson, center (HM)
 Willie Yarbary, defensive tackle (HM)
 Justin Strnad, linebacker (HM)

ALL-SOUTHERN CONFERENCE HONORS

All-SoCon Four Times
 Nick Sacrinty

All-SoCon Three Times
 Jim Duncan; Bill George

All-SoCon Two Times
 Elmer Barbour; Dick Foreman; Dave Harris; Nick Ognovich;
 Tom Fetzer; Red O'Quinn; Bill Gregus; Bill Miller; Guido
 Scarton; Bill Finnance

1936
 Raleigh Daniel, back

1938
 Louis Trunzo, guard
 Marshall Edwards, back

1939
 Rupert Pate, tackle
 John Polanski, back

1940
 Tony Gallovich, back

1941
 Carl Givler, guard

1942
 Pat Preston, tackle
 Red Cochran, back
 Buck Jones, guard

1943
 Nick Sacrinty, back
 Bill Starford, center
 Elmer Barbour, back

1944
 Dave Harris, end
 George Owens, tackle
 John Kerns, tackle
 Dick Foreman, center
 Elmer Barbour, back
 Nick Sacrinty, back

1945
 Nick Sacrinty, back
 Dave Harris, end
 Buck Garrison, guard
 Pride Ratterree, guard
 Dick Foreman, center
 Rock Brinkley, back

1946
 Nick Sacrinty, back
 Bob Leonetti, guard
 Nick Ognovich, back

1947
 Jim Duncan, end
 Ed Royston, guard
 Nick Ognovich, back
 Harry Clark, center
 Tom Fetzer, back

1948
 Jim Duncan, end**
 Red O'Quinn, end*
 Bill George, tackle
 Tom Fetzer, back
 Bill Gregus, back*

1949
 Jim Duncan, end
 Red O'Quinn, end**
 Bill George, tackle
 Ray Cicia, guard
 Carroll Blackerby, back
 Bill Miller, back
 Bill Gregus, back

1950
 Jim Staton, tackle*
 Bob Auffarth, guard*
 Jack Lewis, end
 Ed Listopad, tackle**
 Bill Miller, back**
 Guido Scarton, back

1951
 Bill George, tackle*
 Bill Finnance, guard**
 Bill Link, guard
 Jim Zrakas, center
 Guido Scarton, back
 Dickie Davis, back
 Jack Lewis, end*

1952
 Jack Lewis, end*
 Bob Gaona, tackle
 Ken Bridges, tackle
 Bill Finnance, guard
 Sonny George, back
 Joe Koch, back

Key to Teams:

*1st Team Selections by SCSWA
 (Southern Conference Sports Writers Association)
 2nd Team SCSWA/Others were 1st or 2nd Team
 selections by wire services

ACADEMIC HONORS


ACC SCHOLARSHIP AWARD

The Atlantic Coast Conference annually honors a senior athlete at each of its member institutions for excellence in scholarship and athletics. Recipients from the Demon Deacon football squad include:

- 1962 Charles Reiley
- 1963 Bill Shendow
- 1965 John Mackovic
- 1967 Kenneth Hauswald
- 1970 Joseph Dobner
- 1971 Richard Bozoian
- 1972 Larry Hopkins
- 1974 Dan Stroup
- 1975 Tom Fehring
- 1977 John Bryce
- 1978 Mike McGlamry
- 1979 Bob Hely
- 1980 Donnie Jackson
- 1982 Landon King
- 1983 Andy Seay
- 1984 John Piedmonte
- 1988 Chip Rives
- 1990 Rod Ferguson
- 1996 Rusty LaRue
- 1997 Will Clark
- 2000 Matthew Burdick
- 2012 Michael Hoag
- 2016 Ryan Janvion

NCAA POSTGRADUATE SCHOLARSHIP

- 1970 Joe Dobner
- 1974 Dan Stroup
- 1975 Tom Fehring
- 1978 Mike McGlamry



NCAA Postgraduate Scholarship Recipient Rusty LaRue receives his diploma from then-WFU President Dr. Thomas K. Hearn, Jr.

- 1983 Phil Denfeld
- 1986 Toby Cole
- 1996 Rusty LaRue

ACADEMIC ALL-AMERICAN

- 1955 Bob Bartholomew
- 1959 Aubrey Currie
- 1959 Larry Fleisher
- 1982 Phil Denfeld
- 2007 Louis Frazier

ACADEMIC ALL-ACC TEAM

Each year, the Atlantic Coast Conference office selects an all-conference "Academic Team," comprised of the top players in the ACC who also excel in the classroom. This elite squad is similar to the prestigious "Academic All-America" team chosen annually by the College Sports Information Directors of America.

- 1954 J.C. Turner
- 1955 Bob Bartholomew
- 1957 Larry Brooks
- 1959 Aubrey Currie
- 1959 Larry Fleisher
- 1960 Paul Martineau
- 1961 Alan White
- 1962 Bill Shendow
- 1963 Bill Faircloth
- 1964 Richard Cameron
- 1965 John Beaudoin
- 1966 Ken Hauswald
- 1967 Lloyd Halvorson
- 1967 Joe Dobner
- 1968 Joe Dobner
- 1968 Lloyd Halvorson
- 1969 Joe Dobner
- 1969 Ed George
- 1973 Dan Stroup
- 1973 Tom Fehring
- 1973 Rich Sievers
- 1974 Rick Gregory
- 1975 Mike McGlamry
- 1975 Gerald Hopkins
- 1976 Mike McGlamry
- 1976 John Bryce
- 1977 Mike McGlamry
- 1977 Rick Dadouris
- 1977 Kris Spilsbury
- 1978 Chuck Kraft
- 1978 Buddy Patterson
- 1978 Rick Dadouris
- 1978 James Royster
- 1979 Landon King
- 1980 Landon King
- 1980 Phil Denfeld
- 1980 Andy Seay
- 1981 Phil Denfeld
- 1981 Leo Leitner
- 1981 Gary Schofield
- 1981 John Piedmonte
- 1981 Landon King
- 1981 Andy Seay
- 1982 Phil Denfeld
- 1982 John Piedmonte
- 1982 Andy Seay



- 1983 Steve Litaker
- 1983 John Piedmonte
- 1984 Toby Cole
- 1985 Toby Cole
- 1985 Bruce Mark
- 1986 Toby Cole
- 1987 Joe Wagner
- 1988 Rod Ferguson
- 1988 Jeff Miller
- 1988 Joe Wagner
- 1989 Rod Ferguson
- 1989 Tony Mayberry
- 1990 Warren Belin
- 1991 Steven Ainsworth
- 1991 Maurice Miller
- 1992 Kevin Cole
- 1992 Mike Green
- 1992 Maurice Miller
- 1993 Tom Stuetzer
- 1994 Elton Ndoma-Ogar
- 1994 William Clark
- 1995 Rick Gardner
- 1995 Rusty LaRue
- 1995 Elton Ndoma-Ogar
- 1995 DaLawn Parrish
- 1995 Alexis Sockwell
- 1996 Dustin Lyman
- 1996 Tom Stuetzer
- 1997 Chris Gaskell
- 1997 DaLawn Parrish
- 1998 DaLawn Parrish
- 1998 Brian Wolverton
- 1999 DaLawn Parrish
- 1999 Kelvin Shackelford
- 1999 Brian Wolverton
- 2000 Nick Bender
- 2001 Vince Azzolina
- 2002 James MacPherson
- 2002 Brad White
- 2002 Quintin Williams
- 2003 Brad White
- 2003 Quintin Williams
- 2004 Blake Lingruen
- 2004 Brad White
- 2005 Louis Frazier
- 2005 Zac Selmon
- 2005 Jeremy Thompson
- 2006 Louis Frazier
- 2006 Zac Selmon
- 2007 Louis Frazier
- 2007 Riley Skinner
- 2007 Jeremy Thompson

- 2008 Ben Wooster
- 2008 Shane Popham
- 2009 Ben Wooster
- 2009 Shane Popham
- 2010 Michael Hoag
- 2010 Shane Popham
- 2010 Doug Weaver
- 2011 Michael Hoag
- 2011 Doug Weaver
- 2011 Tanner Price
- 2011 Riley Haynes
- 2011 Duran Lowe
- 2012 Duran Lowe
- 2012 Tanner Price
- 2013 Tanner Price
- 2013 Ryan Janvion
- 2013 Jordan Garside
- 2014 Jordan Garside
- 2014 Ryan Janvion
- 2014 E.J. Scott
- 2014 Cam Serigne
- 2014 Hunter Williams
- 2014 John Wolford
- 2015 Ryan Janvion
- 2015 Hunter Williams
- 2015 John Wolford
- 2016 Ryan Janvion
- 2016 Cam Serigne
- 2016 John Wolford
- 2016 Justin Herron
- 2016 Cade Carney
- 2016 Dom Maggio
- 2017 Wendell Dunn
- 2017 Justin Herron
- 2017 Luke Masterson
- 2017 Cam Serigne
- 2017 John Wolford
- 2018 Alex Bachman
- 2018 Cade Carney
- 2018 Luke Masterson
- 2018 Sage Surratt

NATIONAL FOOTBALL FOUNDATION

Each year the National Football Foundation awards postgraduate scholarships to the top senior scholar-athletes in college football. The William Campbell Trophy goes to the nation's top scholar-athlete.

- Campbell Trophy Finalist
- 2016 Ryan Janvion

SPECIAL AWARDS


MOST VALUABLE PLAYER

- 1946 Nick Sacrinty
- 1947 Nick Ognovich
- 1948 Tom Fetzler
- 1949 Jim Duncan
- 1950 Jim Staton
- 1951 Jack Lewis
- 1952 Joe Koch
- 1953 Bruce Hillenbrand
- 1954 Bob Bartholomew
- 1956 Bill Barnes
- 1957 Eddie Moore
- 1958 Frank Thompson
- 1959 Norman Snead
- 1960 Norman Snead
- 1961 Alan White
- 1962 Henry Newton
- 1963 Brian Piccolo
- 1964 Brian Piccolo
- 1965 Joe Carazo
- 1966 Andy Heck
- 1967 Kenneth Henry
- 1968 Freddie Summers
- 1969 John Mazalewski
- 1970 Win Headley
- 1971 Larry Hopkins
- 1972 Donnie Brown
- 1973 Clayton Heath
- 1974 David Mebs
- 1975 Clark Gaines
- 1976 Bill Armstrong
- 1977 Steve Young
- 1978 James Royster
- 1979 James McDougald
- 1980 Jay Venuto
- 1981 Gary Schofield
- 1982 Steve Hammond
- 1983 Gary Schofield
- 1984 Foy White
- 1985 Gary Baldinger
- 1986 James Brim
- 1987 Jimmie Simmons
- 1988 Mike Elkins
- 1989 Ricky Proehl
- 1990 Anthony Williams
- 1991 Maurice Miller
- 1992 Keith West & Todd Dixon
- 1993 John Leach
- 1994 Kevin Giles
- 1995 Tucker Grace & Rusty LaRue
- 1996 Desmond Clark
- 1997 Brian Kuklick
- 1998 Desmond Clark
- 1999 Morgan Kane
- 2000 Nick Bender
- 2001 Tarence Williams
- 2002 Calvin Pace
- 2003 Eric King
- 2004 Chris Barclay
- 2005 Chris Barclay
- 2006 Sam Swank
- 2007 Kenneth Moore
- 2008 Aaron Curry
- 2011 Chris Givens

BILL GEORGE AWARD

The Bill George Award was given annually to Wake Forest's standout lineman on offense or defense in honor of the school's first All-American. George went on to an outstanding professional career with the Chicago Bears and the Los Angeles Rams. He was named to the Pro Bowl eight times and was inducted into the Pro Football Hall of Fame in 1974. He was killed in a car accident in September of 1982.

- 1964 Richard Cameron, End
- 1965 Jim Beaudoin Tackle
- 1966 Bob Oplinger, Center
- 1967 Don Hensley, Guard
- 1968 Jimmy Clack, Tackle
- 1969 Ed George, Tackle
- 1970 Win Headley, Tackle (def.)
- 1971 Bill Bobbora, Guard
- 1972 Bruce Reinert, Tackle
- 1973 John Hardin, End (def.)
- 1974 Mike Arthur, Guard
- 1975 Lewis Henderson, Guard
- 1976 John Bryce, Tackle (def.)
- 1977 Larry Tearry, Center
- 1978 Bruce Hopkins, Tackle (def.)
- 1979 James Parker, Noseguard
- 1980 Bill Ard, Guard
- 1981 Richard Baldinger, Tackle
- 1982 Danny Martin, Guard
- 1983 Danny Martin, Guard
- 1984 Gary Baldinger, Tackle (def.)
- 1985 Bruce Mark, End (def.)
- 1986 Paul Kiser, Guard
- 1987 Joe Kenn, Guard
- 1988 Mike Hooten, End (def.)
- 1989 Tony Mayberry, Center
- 1990 Mike Smith, Noseguard
- 1991 Mike Siders, Center
- 1992 Ben Coleman, Tackle (off.)
- 1993 Walter Rasby, Tight End
- 1994 Jimmy Quander, End (def.)
- 1995 Tucker Grace, Linebacker
- 1996 Doug Marsigli, G/T (off.)
- 1997 Aljamont Joyner, Tackle (def.)
- 1998 Jeff Flowe, Tackle (off.)
- 1999 Fred Robbins, Tackle (def.)
- 2000 Vince Azzolina, Center
- 2001 Nate Bolling, End (def.)
- 2002 Blake Henry, Guard
- 2003 Tyson Clabo, Guard
- 2004 Jon Abbate, Linebacker
- 2005 Goryal Scales, Defensive Tackle
- 2006 Steve Vallos, Offensive Tackle
- 2007 Jeremy Thompson, Def. End
- 2008 Stanley Arnoux, Linebacker
- 2011 Nikita Whitlock, Nose Tackle



Calvin Pace

OUTSTANDING BACK AWARD

The Outstanding Back Award, given to an offensive or defensive player, selected by then-head coach Jim Grobe and his staff, began in 2001.

- 2001 John Stone
- 2002 Fabian Davis
- 2003 Chris Barclay
- 2004 Eric King
- 2005 Josh Gattis
- 2006 Kenneth Moore
- 2007 Riley Skinner (off.)
Alphonso Smith (def.)
- 2008 D.J. Boldin (off.)
Alphonso Smith (def.)
- 2011 Tanner Price (off.)
Merrill Noel (def.)

- 1984 Reggie McCummings (def.)
Foy White (off.)
Gary Baldinger (def.)
- 1985 Frank Carmines (off.)
Joe Walker (def.)
Chip Rives (off.)
Mike Hooten (def.)
- 1987 Brian Johnson (off.)
Kelly Vaughan (def.)
Tony Rogers (off.)
- 1988 Rodney Hogue (def.)
- 1989 Carl Pennington (off.)
Aubrey Hollifield (def.)
Gregg Long (off.)
- 1990 Terrell Simmons (def.)
- 1991 Mitch Kennedy (off.)
Maurice Miller (def.)
Reggie Avery (off.)
Mike McCrary (def.)
- 1993 Bo Loy (off.)
LaDwaun Harrison (def.)
- 1994 William Clark (off.)
Mike Neubeiser (def.)
- 1995 Myles Savage (off.)
Robert Fatzinger (def.)
- 1996 Kai Snead (off.)
Jeff Muires (def.)
- 1997 Chris Gaskell (off.)
David Moore (def.)
- 1998 Chris McCoy (off.)
Kelvin Jones (def.)
- 1999 Jimmy Caldwell (off.)
Brad Smith (def.)
Tim Bennett (off.)
Calvin Pace (def.)

MOST OUTSTANDING SPECIAL TEAMS PLAYER AWARD

Beginning in 2005, the Wake Forest coaching staff honored an individual for distinguished play in the area of special teams.

- 2005 Ryan Plackemeier
- 2006 Josh Gattis
- 2007 Kevin Marion
- 2008 Chip Vaughn
- 2011 Michael Campanaro

BEATTIE FEATHERS AWARD

For 20 years, from 1981 to 2000, the Wake Forest coaching staff selected the most improved players from spring practice and presented them with an award named after the late Beattie Feathers, a Deacon assistant coach from 1961 until 1977. Feathers, an All-America football player at Tennessee, played professional football from 1934 to 1937 as a member of the Chicago Bears. He was an All-Pro player his rookie season and became the first player in NFL history to rush for 1,000 yards in a single season. He is a member of the National College Football Hall of Fame. Feathers died in March of 1979.

- 1981 David Richmond
- 1982 Pierre Brown
- 1983 Ira McKeller (off.)

ARNOLD PALMER AWARD

Wake Forest's annual male "Athlete of the Year" award is named for the legendary former Demon Deacon golfer. Football players who have received this award include:

- 1965 Brian Piccolo
- 1971 Win Headley (co-recipient)
- 1977 Bill Armstrong
- 1980 James McDougald
- 1982 Kenny Duckett
- 1986 Gary Baldinger
- 1989 Mike Elkins
- 1990 Ricky Proehl
- 1991 Steve Brown
- 1996 Rusty LaRue
- 1999 Dustin Lyman
- 2006 Ryan Plackemeier

DEACONS IN THE NFL DRAFT - BY YEAR

2019
Phil Haynes - Seattle, 4th

2018
Jessie Bates III - Cincinnati, 2nd
Duke Ejiogor - Houston, 6th

2017
Marquel Lee - Oakland, 5th

2015
Kevin Johnson - Houston, 1st

2014
Michael Campanaro - Baltimore, 7th

2013
Tommy Bohanon - NY Jets, 7th

2012
Chris Givens - St. Louis, 4th
Kyle Wilber - Dallas, 4th
Joe Looney - San Francisco, 4th
Josh Bush - NY Jets, 6th

2010
Brandon Ghee - Cincinnati, 3rd
Chris DeGeare - Minnesota, 5th

2009
Aaron Curry - Seattle, 1st
Alphonso Smith - Denver, 2nd
Chip Vaughn - New Orleans, 4th
Stanley Arnoux - New Orleans, 4th

2008
Jeremy Thompson - Green Bay, 4th
Kenneth Moore - Detroit, 5th
Steve Justice - Indianapolis, 6th

2007
Josh Gattis - Jacksonville, 5th
Steve Vallos - Seattle, 7th

2006
Ryan Plackemeier - Seattle, 7th

2005
Eric King - Buffalo, 5th

2003
Calvin Pace - Arizona, 1st (18th overall)
Ovie Mughelli - Baltimore, 4th
Montique Sharpe - Kansas City, 7th

2000
Fred Robbins - Minnesota, 2nd
Dustin Lyman - Chicago, 3rd
Reggie Austin - Chicago, 4th

1999
Desmond Clark - Denver, 6th

1993
Ben Coleman - Arizona, 2nd
John Henry Mills - Houston, 5th
Michael McCrary - Seattle, 7th

1990
Ricky Proehl - Arizona, 3rd
Tony Mayberry - Tampa Bay, 4th

1989
David Braxton - Minnesota, 2nd
Mike Elkins - Kansas City, 2nd
A.J. Greene - NY Giants, 9th

1988
Greg Scales - New Orleans, 5th
Darryl McGill - Washington, 8th

1987
Paul Kiser - Atlanta, 6th
Greg Harris - Green Bay, 9th

1986
Gary Baldinger - Kansas City, 9th
Tony Garbarczyk - Buffalo, 11th

1985
Harry Newsome - Pittsburgh, 8th
Ronnie Burgess - Green Bay, 10th

1982
Kenny Duckett - New Orleans, 3rd
Richard Baldinger - NY Giants, 10th

1981
Bill Ard - NY Giants, 8th
Carlos Bradley - San Diego, 11th

1980
Syd Kitson - Green Bay, 3rd

1978
Larry Teary - Detroit, 5th
Steve Young - Houston, 10th

1977
Bill Armstrong - Cleveland, 8th
Dave LaCrosse - Pittsburgh, 10th

1974
Chuck Ramsey - New England, 6th
Clayton Heath - Miami, 13th

1973
Ken Garrett - St. Louis, 8th

1972
Ed Bradley - Pittsburgh, 4th

1971
Win Headley - Green Bay, 8th

1970
Ed George - Pittsburgh, 4th

1969
Fred Summers - Cleveland, 4th

1968
Bob Grant - Baltimore, 2nd

1967
Lynn Nesbitt - Chicago, 14th
John Snow - New Orleans, 15th

1965
Karl Sweetan - Detroit, 18th

1962
Bill Hull - Chicago, 3rd

1961
Norm Snead - Washington, 1st
Bob McCreary - San Francisco, 5th

1960
Pete Manning - Chicago Bears, 8th


1958
George Johnson - Pittsburgh, 20th
Frank Thompson - Cleveland, 26th

DEMON DEACONS IN THE SUPER BOWL

Bill Ard (1)	New York Giants	XXI
Gary Baldinger (3)	Buffalo Bills	XXV, XXVI, XXVII
Ed Bradley (2)	Pittsburgh Steelers	IX, X
Josh Bush (1)	Denver Broncos	50
Jim Clack (2)	Pittsburgh Steelers	IX, X
Desmond Clark (1)	Chicago Bears	XLII, XLIII
George Coghill (2)	Denver Broncos	XXXII, XXXIII
Thabiti Davis (1)	New York Giants	XXXV
Jack Dolbin (1)	Denver Broncos	XII
Bob Grant (2)	Baltimore Colts	III, V
James Hargrove (1)	Cincinnati Bengals	XVI
Michael McCrary (1)	Baltimore Ravens	XXXV
Ricky Proehl (4)	St. Louis Rams, Carolina Panthers	XXXIV, XXXVI, XXXVIII, XLI
Fred Robbins (1)	Indianapolis Colts	XLII
Steve Vallos (1)	New York Giants	XLVIII
Jay Williams (1)	Denver Broncos	XXIV
	St. Louis Rams	

Winners in bold

Josh Bush
Super Bowl 50 Champion
Denver Broncos



1957
Bill Barnes - Philadelphia, 2nd
John Ladner - San Francisco, 24th
John Niznik - Philadelphia, 29th

1956
Nick Consoles - Philadelphia, 18th
Gerry Huth - NY Giants, 24th
John Parham - Philadelphia, 24th
Bob Bartholomew - Cleveland, 39th

1955
Ed Stowers - New York Giants, 15th
Nick Maravic - Philadelphia, 17th
Lou Hallow - Los Angeles Rams, 26th

1953
Joe Koch - Chicago Bears, 4th
Bob Gaona - Pittsburgh, 5th
Larry Spencer - Detroit, 12th
Tom Donahoe - Chicago Cardinals, 19th
Bill Link - Washington, 20th
Clyde Pickard - Chicago Bears, 25th
Jack Lewis - Chicago Bears, 29th

1952
Bill Miller - Chicago Bears, 11th
Ed Listopad - Chicago Cardinals, 19th
Ed Kissell - Pittsburgh, 30th

1951
Jim Staton - Washington, 2nd
Bill George - Chicago Bears, 2nd
Bill Gregus - Chicago Bears, 9th

1950
Jim Duncan - Cleveland, 9th
Ed Bradley - Chicago Bears, 16th
Tom Palmer - Chicago Cardinals, 17th

1949
Red O'Quinn - Chicago Bears, 3rd
Bernie Hanula - Chicago Cardinals, 6th
Tom Fetzer - New York Giants, 22nd
Jim Lail - Boston, 22nd

1948
Ed Royston - NY Giants, 7th
Jim Duncan - Chicago Bears, 21th
Dick Wedel - Chicago Cardinals, 22nd

1947
Bob Leonetti - Philadelphia, 7th
Red Cochran - Chicago Cardinals, 8th
Nick Sacrinty - Chicago Bears, 15th
Dick Brinkley - New York Giants, 16th
Harry Dowda - Washington, 17th

1946
Elmer Jones - New York Giants, 2nd
Dave Harris - Detroit, 3rd
Pride Ratteree - Chicago Cardinals, 19th

1945
Elmer Barbour - NY Giants, 1st
Nick Sacrinty - Chicago Bears, 15th
Russ Perry - Cleveland Rams, 27th

1944
George Owen - Pittsburgh, 5th
John (Red) Cochran - Chicago Cardinals, 8th
Bill Starford - Chicago Bears, 8th

1943
Pat Preston - Chicago Bears, 15th

1942
John Polanski - Detroit, 11th
Charley Givler - Chicago Cardinals, 13th
Frank Kapriva - Pittsburgh, 20th

1941
Jim Ringgold - Pittsburgh, 4th
John Jett - Detroit, 7th
Tony Gallovich - Cleveland Rams, 8th
John Pendergast - Cleveland Rams, 10th

1940
Rupert Pate - Chicago Cardinals, 20th


1939
Lou Trunzo - Brooklyn, 15th

DEACONS IN THE NFL DRAFT - BY ROUND

WAKE FOREST'S FIRST ROUND NFL DRAFT PICKS



Elmer Barbour
1945
10th Overall Pick



Norm Snead
1961
2nd Overall Pick



Calvin Pace
2003
18th Overall Pick



Aaron Curry
2009
4th Overall Pick



Kevin Johnson
2015
16th Overall Pick

1st Round

2015	Kevin Johnson	Houston	16
2009	Aaron Curry	Seattle	4
2003	Calvin Pace	Arizona	18
1961	Norm Snead	Washington	2
1945	Elmer Barbour	New York Giants	10

2nd Round

2017	Jessie Bates, III	Cincinnati	54
2009	Alphonso Smith	Denver	37
2000	Fred Robbins	Minnesota	55
1993	Ben Coleman	Arizona	32
1989	Mike Elkins	Kansas City	32
1989	David Braxton	Minnesota	52
1968	Bob Grant	Baltimore	50
1957	Bill Barnes	Philadelphia	19
1951	Jim Staton	Washington	21
1951	Bill George	Chicago Bears	23
1946	Elmer Jones	New York Giants	15

3rd Round

2010	Brandon Ghee	Cincinnati	96
2000	Dustin Lyman	Chicago	87
1990	Ricky Proehl	Arizona	58
1982	Kenny Duckett	New Orleans	68
1980	Syd Kitson	Green Bay	61
1962	Bill Hull	Chicago Bears	35
1949	Red O'Quinn	Chicago Bears	31
1946	Dave Harris	Detroit	38

4th Round

2019	Phil Haynes	Seattle	124
2012	Chris Givens	St. Louis	96
2012	Kyle Wilber	Dallas	113
2012	Joe Looney	San Francisco	117
2009	Chip Vaughn	New Orleans	116
2009	Stanley Arnoux	New Orleans	118
2008	Jeremy Thompson	Green Bay	102
2003	Ovie Mughelli	Baltimore	134
2000	Reggie Austin	Chicago Bears	125
1990	Tony Mayberry	Tampa Bay	108
1972	Ed Bradley	Pittsburgh	88
1970	Ed George	Pittsburgh	80
1969	Fred Summers	Cleveland Browns	98
1953	Joe Koch	Chicago Bears	41
1941	Jim Ringgold	Pittsburgh	27

5th Round

2017	Marquel Lee	Oakland	168
2010	Chris DeGeare	Minnesota	161
2008	Kenneth Moore	Detroit	136
2007	Josh Gattis	Jacksonville	150
2005	Eric King	Buffalo	156
1993	John Henry Mills	Houston	131
1988	Greg Scales	New Orleans	112
1978	Larry Teary	Detroit	109
1962	Bill Hull	Dallas Texans	
1961	Norm Snead	Buffalo	
1961	Bob McCreary	San Francisco	65

1953	Bob Gaona	Pittsburgh	53
1944	George Owen	Pittsburgh	41

6th Round

2017	Duke Ejifor	Houston	177
2012	Josh Bush	NY Jets	187
2008	Steve Justice	Indianapolis	201
1999	Desmond Clark	Denver	179
1987	Paul Kiser	Atlanta	153
1974	Chuck Ramsey	New England	141
1949	Bernie Hanula	Chicago Cardinals	120

7th Round

2014	Michael Campanaro	Baltimore	218
2013	Tommy Bohanon	NY Jets	215
2007	Steve Vallos	Seattle	232
2006	Ryan Plackemeier	Seattle	239
2003	Montique Sharpe	Kansas City	230
1993	Michael McCrary	Seattle	170
1968	Ken Henry	St. Louis	177
1948	Ed Royston	New York Giants	75
1947	Bob Leonetti	Philadelphia	71
1941	John Jett	Detroit	55

8th Round

1988	Darryl McGill	Washington	221
1986	Topper Clemons	Dallas	212
1985	Harry Newsome	Pittsburgh	214
1981	Bill Ard	New York Giants	221
1977	Bill Armstrong	Cleveland	213
1973	Ken Garrett	St. Louis	188
1971	Win Headley	Green Bay	193
1960	Pete Manning	Chicago Bears	93
1944	John (Red) Cochran	Chicago Cardinals	66
1944	Bill Starford	Chicago Bears	95
1941	Tony Gallovich	Cleveland Rams	64

9th Round

1989	A.J. Greene	New York Giants	245
1987	Gregg Harris	Green Bay	228
1986	Gary Baldinger	Kansas City	229
1951	Bill Gregus	Chicago Bears	108
1950	Jim Duncan	Cleveland Rams	117
1947	Bob Leonetti	San Francisco	70

10th Round

1985	Ronnie Burgess	Green Bay	266
1982	Richard Baldinger	New York Giants	270
1978	Steve Young	Houston	266
1977	Dave LaCrosse	Pittsburgh	271
1941	John Pendergast	Cleveland Rams	84

11th Round

1986	Tony Garbarczyk	Buffalo	278
1981	Carlos Bradley	San Diego	300
1952	Bill Miller	Chicago Bears	128
1942	John Polanski	Detroit	95

12th Round

1953	Larry Spencer	Detroit	145
------	---------------	---------	-----

13th Round

1974	Clayton Heath	Miami	338
1942	Carl Givler	Chicago Cardinals	114

14th Round

1967	Lynn Nesbitt	Chicago Bears	351
------	--------------	---------------	-----

15th Round

1967	John Snow	New Orleans	368
1962	Kent Martin	Chicago Bears	203
1955	Ed Stowers	New York Giants	176
1945	Nick Sacrinty	Chicago Bears	172
1943	Pat Preston	Chicago Bears	159
1939	Lou Trunzo	Brooklyn	135

16th Round

1950	Ed Bradley	Chicago Bears	206
1949	Red O'Quinn	Baltimore	121
1947	Dick Brinkley	New York Giants	164

17th Round

1961	Wayne Wolff	Buffalo	129
1955	Nick Maravic	Philadelphia	201
1950	Tom Palmer	Chicago Cardinals	217
1947	Harry Dowda	Washington	168

18th Round

1965	Karl Sweetan	Detroit	249
1956	Nick Consoles	Philadelphia	209

19th Round

1953	Tom Donahoe	Chicago Cardinals	220
1952	Ed Listopad	Chicago Cardinals	219
1946	Pride Ratteree	Chicago Cardinals	171

20th Round

1958	George Johnson	Pittsburgh	236
1953	Bill Link	Washington	232
1942	Frank Kapriva	Pittsburgh	181
1940	Rupert Pate	Chicago Cardinals	181

21st Round

1962	Kent Martin	Dallas Texans	203
1948	Jim Duncan	Chicago Bears	212

22nd Round

1949	Tom Fetzer	New York Giants	213
1949	Jim Lail	Boston	215
1948	Dick Wedel	Chicago Cardinals	225

24th Round

1957	John Ladner	San Francisco	284
1956	John Parham	Philadelphia	281
1956	Gerry Huth	New York Giants	285
1948	Nick Ognovich	New York Yankees	168

25th Round

1953	Clyde Pickard	Chicago Bears	294
1949	Bernie Hanula	Buffalo	170

26th Round

1958	Neil MacLean	Philadelphia	304
1958	Frank Thompson	Cleveland	312
1955	Lou Hallow	Los Angeles Rams	307

27th Round

1961	Bob Allen	Buffalo	
1945	Russ Perry	Cleveland	220

29th Round

1957	John Niznik	Philadelphia	338
1953	Jack Lewis	Chicago Bears	342
1949	George Pryor	Baltimore	188

30th Round

1956	Bob Bartholomew	Cleveland	360
1952	Ed Kissell	Pittsburgh	354

DEACONS IN THE PROS

Jon Abbate
% California Redwoods (2009)
% Sacramento Mtn. Lions (2010)

Zach Allen
> Iowa Barnstormers (2018)

Jason Anderson
^ Rhein Fire (2006)

Ryan Anderson
Miami Dolphins (2019)

Bill Ard
(8th round)
New York Giants (1981-88)
Green Bay Packers (1989-91)

Stanley Arnoux
(4th round)
New Orleans (2009-11)

Reggie Austin
(4th round)
Chicago Bears (2000-02)
^ Frankfurt Galaxy (2006)
+ Chicago Fire (2009)

Alex Bachman
Los Angeles Rams (2019)

Gary Baldinger
(9th round)
Kansas City Chiefs (1986-88)
Indianapolis Colts (1989-90)
Buffalo Bills (1990-92)

Richard Baldinger
(10th round)
New York Giants (1982-83)
Kansas City Chiefs (1983-92)
New England Patriots (1993)

Josh Banks
New York Giants (2017-18)
@Orlando (2019)

Elmer Barbour
(1st round)
New York Giants (1945)

Chris Barclay
^ Berlin Thunder (2006)
Tennessee Titans (2007)
New Orleans Saints (2007)
Atlanta Falcons (2008)
% New York Sentinels (2009)

Bill Barnes
(2nd round)
Philadelphia Eagles (1957-61)
Washington Redskins (1962-63)
Minnesota Vikings (1965-66)

Jessie Bates III
(2nd round)
Cincinnati Bengals (2018-19)

Tommy Bohanon
(7th round)
NY Jets (2013-16)
Jacksonville Jaguars (2017-18)

D.J. Boldin
Montreal Alouettes (2009)
Toronto Argonauts (2010-11)

Nate Bolling
^ Scottish Claymores (2003)
+ Nashville Kats (2009)

Carlos Bradley
(11th round)
San Diego Chargers (1981-85)
Philadelphia Eagles (1987)

Ed Bradley, Sr.
(16th round)
Chicago Bears (1950, 1952)

Ed Bradley, Jr.
(4th round)
Pittsburgh Steelers (1972-75)
Seattle Seahawks (1976)
San Francisco 49ers (1977-78)

Kellen Brantley
^ Frankfurt Galaxy (2005)
Buffalo Bills (2005)

David Braxton
(2nd round)
Minnesota Vikings (1989-90)
Phoenix Cardinals (1990-93)
Cincinnati Bengals (1994)

KJ Brent
Oakland Raiders (2016-17)
Indianapolis Colts (2017-18)
Tampa Bay Buccaneers (2019)

James Brim
Minnesota Vikings (1987)

Thomas Brown
New Orleans Saints (2017)

Steve Brown
Hamilton Tiger-Cats (1991)

Ronnie Burgess
(10th round)
Green Bay Packers (1985)

Josh Bush
(6th round)
New York Jets (2012-14)
Buffalo Bills (2015)
Denver Broncos (2014-15)

Michael Campanaro
(7th round)
Baltimore Ravens (2014-17)
Tennessee Titans (2018)

Brandon Chubb
Detroit Lions (2016-18)
Carolina Panthers (2019)

Tyson Clabo
Denver Broncos (2004-05)
San Diego Chargers (2005)
New York Giants (2004)
Miami Dolphins (2005-06)
Atlanta Falcons (2006-12)
Miami Dolphins (2013)
Houston Texans (2014)

Jim Clack
Pittsburgh Steelers (1971-77)
New York Giants (1978-81)

Desmond Clark
(6th round)
Denver Broncos (1999-01)
Miami Dolphins (2002)
Chicago Bears (2003-11)

Topper Clemons
Philadelphia Eagles (1987)

Red Cochran
(8th round)
Chicago Cardinals (1947-50)

George Coghill
New Orleans Saints (1993)
Denver Broncos (1998-02)

Steve Colavito
Philadelphia Eagles (1975)

Matt Colburn II
Los Angeles Rams (2019)

Ben Coleman
(2nd round)
Arizona Cardinals (1993-95)
Jacksonville Jaguars (1995-99)
San Diego Chargers (2000)
Washington Redskins (2001)

Michael Collins
^ Amsterdam Admirals (2003)
+ Rome Renegades (2006)

Clement Crabtree
Detroit Lions (1940-41)



Jessie Bates III
Cincinnati Bengals

Aaron Curry
(1st round)
Seattle Seahawks (2009-11)
Oakland Raiders (2011-12)
New York Giants (2013)

Chris Davis
Montreal Alouettes (2006)
New York Jets (2007)

Fabian Davis
Tampa Bay Buccaneers (2003-04)
Arizona Cardinals (2005)

Thabiti Davis
New York Giants (2000-01)
+ New Orleans Voo Doo (2005)
+ Columbus Destroyers (2006)
+ Las Vegas Gladiators (2009)

Rick Decker
San Francisco 49ers (1968)

Jammie Deese
+ Carolina Cobras (2001)

Chris DeGeare
(5th round)
Minnesota Vikings (2010-11)
Tennessee Titans (2012)
New York Giants (2013)

Phil Denfeld
* Arizona Wranglers (1983)

Dan Dever
British Columbia Lions (1972)

Jack Dolbin
Denver Broncos (1975-79)

Greg Dortch
New York Jets (2019)

Harry Dowda
(17th round)
Washington Redskins (1949-53)
Philadelphia Eagles (1954-55)

Kenny Duckett
(3rd round)
New Orleans Saints (1982-85)
Dallas Cowboys (1985)

Jim Duncan
(9th round/Cleveland)
New York Giants (1950-53)

Marshall Edwards
Brooklyn Dodgers (1943)

Duke Ejiofor
Houston Texans (2018-19)

Mike Elkins
(2nd round)
Kansas City Chiefs (1989)
Cleveland Browns (1991)
Houston Oilers (1992)

Clark Gaines
New York Jets (1976-80)
Kansas City Chiefs (1981-82)

Tony Gallovlch
(8th round)
Cleveland Rams (1941)

Bob Gaona
(5th round)
Pittsburgh Steelers (1953-56)
Philadelphia Eagles (1957)

Tony Garbarczyk
New York Jets (1987)

Josh Gattis
(5th round)
Chicago Bears (2007)

Bill George
(2nd round)
Chicago Bears (1952-65)
Los Angeles Rams (1966)

Ed George
(4th round/Pittsburgh)
Montreal Alouettes (1970-74)
Baltimore Colts (1975)
Philadelphia Eagles (1976-78)
Hamilton Tiger-Cats (1979-80)

Brandon Ghee
(3rd round)
Cincinnati Bengals (2010-13)
San Diego Chargers (2014)
Tennessee Titans (2014)
Cincinnati Bengals (2015)

Chris Givens
(4th round)
St. Louis Rams (2012-15)
Baltimore Ravens (2015)
Philadelphia Eagles (2016)
Winnipeg Blue Bombers (2017)

Cameron Glenn
San Francisco 49ers (2019)

Bob Grant
(2nd round)
Baltimore Colts (1968-70)
Washington Redskins (1971)

Maurice Gravely
Baltimore Stallions (1995)

A.J. Greene
(9th round)
New York Giants (1991)

Randy Halsall
Winnipeg Blue Bombers (1974-77)
Montreal Alouettes (1978)
Ottawa Rough Riders (1978)
Hamilton Tiger-Cats (1979-80)

Steve Hammond
* New Jersey Generals (1983)
* Memphis Showboats (1984-85)
New York Jets (1988)

James Hargrove
Cincinnati Bengals (1981)
* Michigan Panthers (1983)
* Boston Breakers (1983)
Green Bay Packers (1987)

Josh Harris
Pittsburgh Steelers (2014-15)
BC Lions (2016-17)

Phil Haynes
(4th round)
Seattle Seahawks (2019)

Hasan Hazime
Hamilton Tiger-Cats (2013-15)
Saskatchewan Roughriders (2016)
Edmonton Eskimos (2017)

Clayton Heath
(13th round/Miami)
Buffalo Bills (1976)
Miami Dolphins (1976)

Win Headley
Montreal Alouettes (1972)

Bill Hull
(5th round/AFL)
+ Dallas Texans (1962)

Gerry Hull
(24th round)
New York Giants (1956)
Philadelphia Eagles (1959-60)
Minnesota Vikings (1961-63)

Justin Jackson
DET/MIN/CIN/WAS/OAK (2014)
Dallas Cowboys (2015)

John Jett
(7th round)
Detroit Lions (1941)

Kevin Johnson
(1st round)
Houston Texans (2015-18)
Buffalo Bills (2019)

Elmer Jones
(2nd round)
Buffalo Bisons (1946)
Detroit Lions (1947-48)

Steve Justice
(6th round)
Indianapolis Colts (2008-09)
% New York Sentinels (2009)
% Florida Tuskers (2010-11)

Blake Lingrun
Detroit Lions (2005)

Jim Kemp
Sacramento Gold Miners
(1994-95)

DEACONS IN THE PROS

Eric King
(5th Round)
Buffalo Bills (2005-06)
Tennessee Titans (2006-08)
Detroit Lions (2009-11)

Paul Kiser
Detroit Lions (1987)

Ed Kissell
(30th round)
Pittsburgh Steelers (1952, 1954)

Syd Kitson
(3rd round)
Green Bay Packers (1980-81, 1983-84)
Dallas Cowboys (1984)

Dave Lacrosse
(10th round)
Pittsburgh Steelers (1977)

Ed Listopad
(19th round)
Chicago Cardinals (1952)

John Leach
British Columbia Lions (1995)

Marquel Lee
(5th round)
Oakland Raiders (2017-19)

Joe Looney
(4th round)
San Francisco 49ers (2012-15)
Tennessee Titans (2015)
Dallas Cowboys (2016-19)

Dustin Lyman
(3rd round)
Chicago Bears (2000-04)

James MacPherson
+ Green Bay Blizzard (2006)
+ Grand Rapids Rampage (2008-09)

Pete Manning
(8th round)
Chicago Bears (1960-61)

Tony Mayberry
(4th round)
Tampa Bay Buccaneers (1990-99)

Michael McCrary
(7th round)
Seattle Seahawks (1993-96)
Baltimore Ravens (1997-03)

Bob McCreary
(5th round/San Francisco)
+ Dallas Texans (1961-62)
Calgary Stampeders (1963)

Marcus McGruder
Montreal Alouettes (2006)

Gil Meyers
Baltimore Colts (1947)

Maurice Miller
Sacramento Gold Miners (1994)
San Antonio Texans (1995)
Edmonton Eskimos (1996-97)

John Henry Mills
(5th round)
Houston Oilers (1993-96)
Oakland Raiders (1997-98)
Minnesota Vikings (1999)

Kenneth Moore
(5th round)
Detroit Lions (2008)
Carolina Panthers (2008-10)

Mark Moroz
Toronto Argonauts (2004-05)
Hamilton Tiger-Cats (2006)

Kelvin Moses
New York Jets (2001-02)

Ovie Mughelli
(4th round)
Baltimore Ravens (2003-06)
Atlanta Falcons (2007-12)

Harry Newsome
(8th round)
Pittsburgh Steelers (1985-89)
Minnesota Vikings (1990-93)

Jerome Nichols
Washington Redskins (2005)
^ Frankfurt Galaxy (2006)
Green Bay Packers (2006)
+ Philadelphia Soul (2009)

Merrill Noel
Buffalo Bills (2015)

Chibukem (Kenny) Okoro
San Diego Chargers (2013)
+ San Jose Sabercats (2014)
Washington Redskins (2014)

John "Red" O'Quinn
(3rd round)
Chicago Bears (1950-51)
Philadelphia Eagles (1951)
Montreal Alouettes (1952-59)

Calvin Pace
(1st round)
Arizona Cardinals (2003-07)
New York Jets (2009-15)

Tom Palmer
(17th round/Chicago Cardinals)
Pittsburgh Steelers (1953-54)

James Parker
Edmonton Eskimos (1979-83)
British Columbia Lions (1984-89)
Toronto Argonauts (1990-91)

Rupert Pate
(20th round)
Chicago Cardinals (1940)
Philadelphia Eagles (1942)

Kevin Patterson
+ Amarillo Venom (2009)

John Pendergast
Cleveland Rams (1941)

Matt Petz
Montreal Alouettes (2000-03)
Hamilton Tiger-Cats (2004)

Brian Piccolo
Chicago Bears (1966-69)

Ryan Plackemeier
(7th round)
Seattle Seahawks (2006-08)
Washington Redskins (2008)

John Polanski
Detroit Lions (1942)
Los Angeles Dons (1946)

Pat Preston
(15th round)
Chicago Bears (1946-49)

Ricky Proehl
(3rd round)
Arizona Cardinals (1990-94)
Seattle Seahawks (1995-96)
Chicago Bears (1997)
St. Louis Rams (1998-02)
Carolina Panthers (2003-05)
Indianapolis Colts (2006)

Cyhl Quarles
New England Patriots (2012)

Chuck Ramsey
(6th round/New England)
New York Jets (1977-84)

Walter Rasby
Pittsburgh Steelers (1994)
Carolina Panthers (1995-97)
Detroit Lions (1998-00)

Washington Redskins (2001-02)
New Orleans Saints (2003)
Washington Redskins (2004)

Bryan Ray
^ Frankfurt Galaxy (2002-03)
+ Carolina Cobras (2004)
+ Columbus Destroyers (2005)
+ Las Vegas Gladiators (2006)
+ Grand Rapids Rampage (2009)

Fred Robbins
(2nd round)
Minnesota Vikings (2000-03)
+ Philadelphia Soul (2004-09)
St. Louis Rams (2010-11)

Boo Robinson
Philadelphia Eagles (2010)
Buffalo Bills (2010-11)

Ed Royston
(7th round)
New York Giants (1948-49)

Anthony Rubino
Detroit Lions (1943, 1946)

Nick Sacrinty
(15th round)
Chicago Bears (1947)

Ben Sankey
Calgary Stampeders (2000-02)
Houston Texans (2002)
+ Chicago Slaughter (2010)

Greg Scales
(5th round)
New Orleans Saints (1988-91)

Montique Sharpe
(7th round)
Kansas City Chiefs (2003)

Alphonso Smith
(2nd round)
Denver Broncos (2009-10)
Detroit Lions (2010-12)

Norm Snead
(1st round)
Washington Redskins (1961-63)
Philadelphia Eagles (1964-70)
Minnesota Vikings (1971)
New York Giants (1972-74, 76)
San Francisco 49ers (1974-75)

D'Angelo Solomon
Toronto Argonauts (1998)

Jim Staton
(2nd round)
Washington Redskins (1951)
Montreal Alouettes (1952-56)

John Stone
Indianapolis Colts (2002)
Oakland Raiders (2003-05)
New England Patriots (2006)

Freddie Summers
(4th round)
Cleveland Browns (1969-71)

Riley Swanson
+ Arizona Rattlers (2009-10)
+ Tampa Bay Storm (2011-12)

Karl Sweetan
(18th round/Detroit)
Toronto Argonauts (1964)
Detroit Lions (1966-67)
New Orleans Saints (1968)
Los Angeles Rams (1969-70)

Larry Tearry
(5th round)
Detroit Lions (1978-79)

Jeremy Thompson
(4th round)
Green Bay Packers (2008-09)

Zach Thompson
New York Jets (2014)
Denver Broncos (2014)
Baltimore Ravens (2015)

Jyles Tucker
San Diego Chargers (2007-11)
Carolina Panthers (2012)

Steve Vallos
(7th round)
Seattle Seahawks (2007-10)
Cleveland Browns (2010-11)
Philadelphia Eagles (2011-12)
New York Giants (2012)
Denver Broncos (2013)

Chip Vaughn
(4th round)
New Orleans (2009-10)
Indianapolis Colts (2010)
Saskatchewan Roughriders (2013)

Jay Venuto
* Birmingham Stallions (1983)
Baltimore Colts (1984)

Brad Watson
Los Angeles Chargers (2017)

Mike Weaver
+ Baltimore (2019)
^ Massachusetts Pirates (2019)

Dick Wedel
Chicago Cardinals (1948)

Nikita Whitlock
Cincinnati Bengals (2014)
Dallas Cowboys (2014)
New York Giants (2014-16)
Hamilton Tiger-Cats (2017-18)

Kyle Wilber
(4th round)
Dallas Cowboys (2012-17)
Oakland Raiders (2018-19)

Jaboree Williams
Philadelphia Eagles (2018)

Jay Williams
Los Angeles Rams (1994)
St. Louis Rams (1995-99)
Carolina Panthers (2000-01)
Miami Dolphins (2002-04)

Quintin Williams
Miami Dolphins (2004)

Wayne Wolff
(17th round/AFL)
Buffalo Bills (1961)

John Wolford
New York Jets (2018)
@Arizona Hot Shots (2018)
Los Angeles Rams (2019)

Willie Yarbary
Atlanta Falcons (2019)

David Zadel
Dallas Cowboys (1998)

Joe Zelenka
San Francisco 49ers (1999)
Washington Redskins (2000)
Jacksonville Jaguars (2001-09)
Atlanta Falcons (2010-12)

Key:
^ NFL Europe
+ Arena League
@ Alliance of American Football
CFL
> Indoor Football League
^ National Arena League
* USFL
% UFL



Joe Looney
Dallas Cowboys

ALL-STAR GAMES

BLUE-GRAY CLASSIC

1939 Rupert Pate
 1940 Tony Gallovich
 1942 Pat Preston
 1944 George Owen
 1945 Dick Foreman
 1946 Red Cochran
 1947 Ray Clark
 Nick Ognovich
 1957 George Johnson
 1959 Pete Manning
 Neil MacLean
 1960 Bobby Allen
 Wayne Wolff
 Norm Snead
 1961 Bill Hull
 Alan White
 Brian Piccolo
 1971 Ed Stetz
 1972 Ken Garrett
 1973 Chuck Ramsey
 1976 Dave LaCrosse
 1980 Jay Venuto
 Carlos Bradley
 1982 Phil Denfeld
 1983 Gary Schofield
 1986 Paul Kiser
 Tim Morrison
 1987 Darryl McGill
 Greg Scales
 1988 A. J. Greene
 David Braxton
 1989 Ricky Proehl
 Tony Mayberry
 Rod Ferguson
 1993 Todd Dixon
 Jay Williams
 Eddie McKeel
 1995 Tucker Grace
 1998 Desmond Clark
 Brian Kuklick
 2001 Nate Bolling
 Michael Collins
 John Stone
 2003 Kellen Brantley
 Mark Moroz
 Quintin Williams

CASINO DEL SOL ALL-STAR GAME

2011 Josh Bush

COACHES ALL-AMERICAN CLASSIC

1965 Brian Piccolo

COLLEGE ALL-STAR GAME

2014 Whit Barnes
 2014 Tanner Price

EAST-WEST SHRINE CLASSIC

1947 Nick Sacrinty (MVP)
 1968 Fred Summers
 1971 Ed Bradley
 1973 Chuck Ramsey
 1977 Bill Armstrong
 1978 Larry Teary
 1981 Jay Venuto
 1987 Paul Kiser
 1989 Mike Elkins
 1990 Tony Mayberry
 Ricky Proehl
 1992 Marvin Mitchell
 2000 Dustin Lyman
 2001 Bryan Ray
 2004 Tyson Clabo
 2006 Ryan Plackemeier
 2007 Steve Vallos
 2008 Nick Jarvis
 2009 Chris DeGeare
 2012 Kyle Wilber
 2014 A.J. Marshall
 2017 Marquel Lee
 2017 Brad Watson
 2018 Cam Serigne

NFLPA COLLEGIATE BOWL

2013 Terence Davis
 2016 Tylor Harris

GRIDIRON CLASSIC

1998 Desmond Clark
 Brian Kuklick
 2002 Montique Sharpe
 2004 Jason Anderson
 Eric King

HULA BOWL

1977 Bill Armstrong
 1978 Larry Teary
 1980 Bill Ard
 1999 Dustin Lyman
 2001 Michael Collins
 2003 Mark Moroz
 2008 Kenneth Moore
 Nick Jarvis

INTA JUICE ALL-STAR CLASSIC

2007 Nate Morton

JAPAN BOWL

1977 Bill Armstrong
 1978 Larry Teary
 1980 Syd Kitson
 1982 Kenny Duckett
 1992 Ben Coleman
 George Coghill

LAS VEGAS ALL-AMERICAN CLASSIC

1950 Jim Duncan
 2005 Chris Barclay

LIONS AMERICAN BOWL

1971 Steve Bowden
 1971 Ed Stetz
 1971 Nick Vrhovac

MEDAL OF HONOR BOWL

2014 Mike Olson
 Kristopher Redding
 Nikita Whitlock

2015 Zachary Allen
 Merrill Noel

NORTH-SOUTH (MIAMI)

1951 Bill George
 1952 Jack Lewis
 1952 Joe Koch
 1956 Bill Barnes (MVP)
 1959 Nick Patella
 1969 Ed George

SENIOR BOWL

1950 Jim Duncan
 Red O'Quinn
 Bob Auffarth
 1951 Jim Staton
 Jack Lewis
 1953 Norm Snead (MVP)
 1961 Ed Bradley
 1972 Bill Ard
 Jay Venuto
 1986 Paul Kiser
 1988 Greg Scales
 1989 David Braxton
 Mike Elkins
 1993 Ben Coleman
 2000 Reggie Austin
 Fred Robbins
 2002 Ovie Mughelli
 Calvin Pace
 2007 Josh Gattis
 2008 Steve Justice
 Jeremy Thompson
 2009 Aaron Curry
 Alphonso Smith
 Chip Vaughn
 2010 Brandon Ghee
 2012 Joe Looney
 2013 Tommy Bohanon
 2014 Michael Campanaro
 2018 Duke Ejirofor

TEXAS VS. THE NATION (EL PASO)


2007 Patrick Ghee
 2013 Chibuikem Okoro

TROPICAL BOWL

2016 KJ Brent
 2017 Thomas Brown


RETIRED NUMBERS

NORM SNEAD




#16

BILL ARMSTRONG




#19

BRIAN PICCOLO




#31

BILL BARNES



#33

BILL GEORGE



#47

LETTERWINNERS

A

Jon Abbate	2004-06	LB	Powder Springs, GA
J.A. Abernethy	1912-14	C	Matthews, NC
James Adams	2003-05	LB	Durham, NC
Josh Adams	2007-10	RB	Cary, NC
Greg Adkins	2002-05	OG	Lakeland, FL
Mark Agientas	1987-88	DL	Cape Coral, FL
Steven Ainsworth	1989-91	OL	Williamsburg, VA
Chad Alexander	1995, 97	FB	Coppell, TX
Dick Alford	1944	G	Laurinburg, NC
Forest Allen	1934-36	FB	
Bob Allen	1958-60	RE	Warwick, VA
Boyd Allen	1946-47	C	Shelby, NC
Lee Allen	1972-74	DT	Fayetteville, NC
Tom Allen	1999	LB	Pottsville, PA
Zach Allen	2011-12, 2014	OLB	Pahokee, FL
Ryan Alston	1991-92	DL	Chapel Hill, NC
Louis Altobelli	1986, 88-89	OT	Brookeville, MD
Fred Amon	1943-44		Charlotte, NC
Howard Anderson	1936-37		
Dominic Anderson	2002, 04-05	SS	Hollywood, FL
Jason Anderson	2001-04	WR	Charlotte, NC
Mark Anderson	1975	OT	Gainesville, FL
Ray Anderson	1980	NG	Tinley Park, IL
Ryan Anderson	2015-18	OL	Raleigh, NC
Tom Anderson	1972	T	Burgaw, NC
Andrews	1889	RG	
Bryan Andrews	2003-06	DE	Lima, OH
Micah Andrews	2004-07	RB	Duluth, GA
Fred Angerman	1967-69	FL	Monongahela, PA
Herb Appenzeller	1945	B	Summerfield, NC
Nick Arcaro	1971-72	DB	Princeton, NJ
Bill Ard	1977-80	OG	Watchung, NJ
Charles Argenzio	2013, 2015-16	FB	Richmond, VA
Jamaal Argrow	1999, 2002	LB	Savannah, GA
Bill Armstrong	1973-76	QB	Randolph, NJ
Frank Armstrong	1977	DT	Philadelphia, PA
Frank Armstrong	1918, '20, '21-22, '24	E	Hobgood, NC
John Armstrong	2013-14, 16	FL	Orlando, FL
Stanley Arnoux	2005-08	LB	Sunrise, FL
Eddie Arrington	1966-68	FL	Winston-Salem, NC
Mike Arthur	1971, 73-74	OG	Baltimore, MD
Johnny Artis	1985, 87	FB	Faison, NC
Tyler Ashe	1998-01	PK	Shelby, NC
Ed Atkinson	1966	QB	Charlotte, NC
Bob Auffarth	1948-50	RG	Baltimore, MD
Dionte Austin	2015-16	CB	Baltimore, MD
Josh Austin	1991	DL	Baltimore, MD
Reggie Austin	1996-99	DB	Atlanta, GA
Reggie Avery	1992-93	OL	Columbia, SC
J.H. Aydlett	1910	QB	Elizabeth City, NC
J.S. Ayres	1927	HB	Forest City, NC
Vince Azolina	1998-01	C	Easton, PA

B

Alex Bachman	2015-18	WR	Moorpark, CA
John Badoud	1960-62	LG	Washington, DC
George W. Bagwell	1910	C	Raleigh, NC
Carl Bailey	1917-18		Roper, NC
Dave Bailey	1972-73	LB	Syosset, NY
Martin Bailey	1985-88	P	Summerville, SC
Trey Bailey	2006-09	C	Duncan, SC
Carlton Baker	1965-67	LHB	Jacksonville, FL
Chris Balatsoukas	1955	G	Ambridge, PA
Gary Baldinger	1982-85	NG	Massapequa, NY
Richard Baldinger	1979-81	OL	Massapequa, NY
Tony Balionis	1938-40	G	Homestead, PA
Jerry Ball	1958-60	RH	Troutman, NC
Dan Ballou	1993-96	WR	Wilmington, MA
George Banko	1944	HB	Isabella, PA
George Banks	1992	WB	Woodford, VA
Josh Banks	2013-16	DE	Cary, NC
Elmer Barbour	1942-44	B	Durham, NC
Chris Barclay	2002-05	RB	Louisville, KY
Joe Barkocoy	1951-52	LG	Tresckov, PA
Pete Barham	1955-57	HB	Leaksville, NC
Bill Barnes	1954-56	LHB	Landis, NC
Tony Barnes	1973	C	Downers Grove, IL
Whit Barnes	2011-13	C	Rocky Mount, NC
Phil Barnhill	1989-90	QB	Washington, DC
Bob Bartholomew	1952-55	T	Rocky Mount, NC
Dave Bartholomew	1972-74	DT	San Diego, CA
Neil Basford	2013	OT	Jacksonville, FL
Carlos Basham	2017-18	DE	Roanoke, VA
Chris Basler	1972-73	QB	Evanston, IL
Essang Bassey	2016-18	CB	Columbus, GA
Fred Bateman	1937		Roper, NC
Elontae Bateman	2017-18	DT	Memphis, TN
Jessie Bates III	2016-17	S	Fort Wayne, IN
Ed Baublis	1948-49	C	Baltimore, MD

Wayne Baumgardner	1978-81	WR	Bluefield, WV
Christian Beal-Smith	2018	RB	Winston-Salem, NC
Cline Beam	2009	PK	Augusta, GA
Al Beard	1968-69	DE	Fayetteville, NC
Bryan Beard	2000	WR	East Bend, NC
D.S. Beasley	1933-34		
Jim Beaudoin	1964-65	RT	Hubbard, OH
Harry Beaver	1935-37		Asheville, NC
Greg Bechtel	2008-10	LS	Cary, NC
Bill Beddow	1941	C	Birmingham, AL
Jim Bedgood	1963	HB	Selma, AL
David Behrmann	1990	DB	Silver Spring, MD
Jack Behrmann	1954-55	HB	Hackensack, NJ
Levern Belin	1988-90	LB	Marshville, NC
Warren Belin	1987-90	LB	Marshville, NC
Nick Belis	1948-49	RH	Malden, MA
Tyler Bell	2015-16, 2018	RB	Mobile, AL
Richard Belton	2005-08	FB	Chapel Hill, NC
Nick Bender	1997-00	LB	Nazareth, PA
Doug Benfield	1973-75	DE	Lincolnton, NC
Terry Bennett	1970-71	DT	McDonald, PA
Tim Bennett	1999-02	C	McDonald, PA
Brad Benson	1987-89	DB	Seneca, SC
Jit Benton	1928-30	FB-P-QB	Hamlet, NC
Jake Benzinger	2016-18	OT	Williamston, MA
Steve Bernardo	1976-77	OT	Philadelphia, PA
Dion Bergan	2018	DL	Kissimmee, FL
Joe Berra	1963-65	FB	Trevorton, PA
Eric Berry	2005-06	LB	Suffolk, VA
Scott Betros	2009-12	LB	Jacksonville, FL
George Betters	1944	G	McKeesport, PA
Carl L. Betts	1909-11	E	Rome, GA
Gilbert Billings	1911-14	HB	Raleigh, NC
Joe Birdsong	2006-09	OT	Nashville, TN
Cornelius Birge	2002-04	RB	Ft. Lauderdale, FL
Spencer Bishop	2010-13	TE	Pinehurst, NC
Paris Black	2016-17	DE	Fayetteville, NC
Carroll Blackerby	1948-50	QB	Bessemer, AL
Stonewall Jackson Blackmon	1913-15	T	Kershaw, SC
Terry Blanch	1978-79	OG	Claymont, DE
Felix A. Blanchard	1917-19	T	White Castle, LA
Rhett Blanchard	1991-94	TE	Norcross, GA
James Bland	1952-53	RH	Raleigh, NC
Perry Bland	1938		Tillery, NC
Chris Blank	1997-00	OG	Sewell, NJ
Blankenship	1916	C	
George Blanton	1889-92	FB	Shelby, NC
John Blanton	1944-46		Ellenboro, NC
Mike Blasiole	1967	OLB	Roanoke, VA
R. Presley Blevins	1911	T	Wilkes Cty, NC
Daniel Blitch	2011	OT	Gainesville, GA
Blizzard	1916	G	
Bill Bobbora	1969-71	OG	Chicago, IL
Tommy Bohanon	2009-12	FB	North Fort Myers, FL
Demir "D.J." Boldin	2005, 07-08	WR	Pahokee, FL
Devin Bolling	2010, 2012	OL	Lynchburg, VA
Nathan Bolling	1998-01	DT	Swanton, OH
Bob Bollinger	1944	C	High Point, NC
Joe Bonecutter	1958-60	FB	Shelby, OH
Nelson Bonilla	1993	DB	South River, NJ
Arna Bontemps	1992	DL	Hampton, VA
Dred Booe	1990-93	DL	Winston-Salem, NC
Ramon Booi	2009-11	DL	Jacksonville, FL
Durwood Bostic	1931-33		Atkinson, NC
Steve Bowden	1969-71	RB	Liberty, NC
S. A. "Cary" Bowden	1920-21	E	Calypso, NC
Stacey Bowen	1924		Athens, GA
Henry Bowers	1927		Norwood, NC
Clarence Boyles	1933		
John Parks Boylin	1919, 1921	QB	Wadesboro, NC
Steve Bozarth	1962	FB	Riverside, NJ
Dick Bozoian	1968-70	DB	Manchester, NH
Caron Bracy	2001-04	LB	Jacksonville, FL
Carlos Bradley	1978-80	LB	Philadelphia, PA
Dan Bradley	1999	QB	Silver Creek, NY
Ed Bradley, Sr.	1946-49	RE	Stratford, CT
Ed Bradley, Jr.	1969-71	LB	Stratford, CT
Jim "Chief" Bradley	1930-32	FB	
Ralph Brandeweide	1962-63	QB	Garden City, NY
S.O. Brandon	1921		Jonesville, NC
Kellen Brantley	2000-03	LB	Miami, FL
Rob Brassell	1977-79	OG	Philadelphia, PA
Darrell Braswell	1994-95	WR	Hendersonville, NC
Tommy Brawley	1962, 64-65	RT	Mooreville, NC
David Braxton	1986-88	DE	Jacksonville, NC
Warren Braxton	2002-04	FS	Madison Heights, VA
Dean Brendel	1973	TE	Westwood, NJ
Bob Brenner	1966, 68-69	SE	Fort Lauderdale, FL
Matthew Brennie	1999-01	P	Highland, NY
K.J. Brent	2015	WR	Waxhaw, NC

Charles Brewer	1961	HB	Concord, NC
Gunter Brewer	1985-86	WR	Oxford, MS
Ralph Brewster	1955-57	LE	Nashville, TN
Ken Bridges	1950-52	RE	Shelby, NC
Wally Bridwell	1961-62	QB	Kingsport, TN
James Brim	1983-86	WR	Mt. Airy, NC
Matthew Brim	2004-07	OG	Belews Creek, NC
Bob Brincefield	1953-54	HB	Burlington, NC
Richard "Rock" Brinkley	1944-46	FB	Norfolk, VA
Chip Brinkman	2005-08	WR	Belleair, FL
Ryan Britt	2009-10	OL	Grapevine, TX
D.R. Britton	1892	E	
T.C. Britton	1911-12	G	Soochow, China
Tryg Brody	1988-91	DL	White Sulphur Springs, WV
Jeff Brogden	1942, 1946-47	RH	Hopewell, VA
Leon Brogden	1930-31	E	Kinston, NC
Larry Brooks	1956-57	LH	Danville, VA
Cliff Brookshire	1953-54	G	Asheville, NC
Alex Brown	1977, 79-81	DT	Sharon Hills, PA
Bill Brown	1967-68	C	Murfreesboro, NC
Devon Brown	2008-10	WR	Ashburn, VA
Donnie Brown	1971-72	LB	Butler, PA
Dwayne Brown	1988, 90	DB	Clifton Forge, VA
Greg Brown	1979-80	OL	Kenmore, NY
Pierre Brown	1980, 1982	DB	Fayetteville, NC
Steve Brown	1987-90	WR	Washington, DC
Terrance Brown	1988-91	DL	Ft. Belvoir, VA
Thomas Brown	2013-16	S	Evans, GA
Warren Brown	1941	E	
John Bruno	1943-44	E	Riverside, NJ
De'Angelo Bryant	2003, 2005-07	RB	New Ellenton, SC
John Bryant	or	DB	Scotland Neck, NC
Rupert Bryan	1936-37		Durham, NC
Wesley Bryant	2003-05	OT	Charlotte, NC
John Bryce	1973-76	DT	Tulsa, OK
Ira James "Boolie" Bullard	1934-35	G	Lumberton, NC
Rusty Bumgardner	1987, 89-90	OT	Kings Mountain, NC
Joe Bunch	1974-75	K	Edenton, NC
Matthew Burdick	1996-99	PK	Winston-Salem, NC
Drew Burgess	1977-78	LB	Winston-Salem, NC
Ronnie Burgess	1981-84	DB	Sumter, SC
Drew Burgess	1977-78	LB	Winston-Salem, NC
Lawrence Burinsky	1944	C	Monroesville, PA
Edgar Burris	1929		Albemarle, NC
Chris Burkholder	1999	TE	Charlotte, NC
Nick Burney	2001-03	RB	Glen Allen, VA
Robert Lee Burns	1889	C	
Richard Burr	1974-75	DB	Winston-Salem, NC
Adam Burrell	1989	DB	Franklin, NC
Fred Burroughs	1926-28	E	Greensboro, NC
Josh Bush	2008-11	DB	Lexington, NC
Ed Butler	1948-50	LE	Winston-Salem, NC
Sam Butler	1956-58	LG	Morganton, NC
Irvin Byrd	1938	HB	Roanoke Rapids, NC
Arkeem Byrd	2017	RB	Savannah, GA
Kevin Byrnes	1971-72	TE	Peru, IL

C

Bob Caesar	1955-56	FB	Philadelphia, PA
Jimmy Caldwell	1998-2000	WR	Winston-Salem, NC
Chris Calhoun	2015-18	DE	Alpharetta, GA
Dan Callahan	2003-06	TE	Montclair, NJ
Richard Cameron	1962-64	LE	Scottsdale, PA
Tyler Cameron	2013	QB	Jupiter, FL
Jim Camp	1942	QB	Clairton, PA
Michael Campanaro	2010-13	FL	Clarksville, MD
Bill Campbell	1933		Fayetteville, NC
Edward Campbell	1972	RB	Rillito, AZ
Glen Campbell	1984	OL	Rochester, NY
Tommy Campbell	1962	WR	Luray, VA
Lucas Caparelli	2007	RB	Fairfax, VA
Mike Capone	1971	FL	Massapequa, NY
Burnie Capps	1941-42	E	Chadborn, NC
Joe Carazo	1963-65	HB	Palmerton, PA
Bill Carlisle	1961-62	C	Aiken, SC
Andy Carlton	1972-73	QB	Leesburg, FL
Frank Carmines	1985-86	OG	Chesapeake, VA
Cade Carney	2016-18	RB	Advance, NC
Charlie Carpenter	1955-58	QB	Canton, NC
Tehran Carpenter	1998-2000	DB	Amityville, NY
John Carper	1982	DB	Lewisville, NC
Wilbur Carr	1942	B	Mars Hill, NC
C.W. Carrick	1914		High Point, NC
Joe Carroll	1981-82	OL	Timonium, MD
Robert Carroll	1971, 73	OG	Roseland, NJ
Chris Carrothers	2003	OLB	Albemarle, NC
Floyd Carter	1936		Asheville, NC
Jason Carter	2003	DB	Evanston, IL
Keith Carter	1973-74	DT	Lancaster, CA

LETTERWINNERS

Ken Carter	1976-77	LB	Columbia, SC
Kevin Carter	1982-83	DB	Hampton, VA
Michael Carter	2007	DT	Memphis, TN
Paul C. Carter	1910-13	G	Holly Springs, NC
Richard Carter	1972	S	Harrisburg, PA
Rupert Carter	1915		Wake County, NC
Jerry Cartwright	1973-75	OT	River Grove, IL
Mark Casey	1987-88	WR	New Fairfield, CT
Tim Cashdollar	1998	WR	Grove City, PA
T. Lamar Caudle	1922-24	G	Wadesboro, NC
Larry Causey	1969-71	LB	Greensboro, NC
Adam Centers	2014	PK	Coppell, TX
Al Cernugel	1943	E	
Don Cervi	1975-77	TE	Egg Harbor, NJ
Marvin Chalmers	1998-99	WR	Richmond, VA
David Chambers	1983-86	RB	Statesville, NC
Ralph Champion	1916	HB	Raleigh, NC
Brandon Chapman	2017-18	TE	Grove City, OH
Steven Chase	2010-13	OT	Frederick, MD
Gardell Chavis	1992, 94-96	FB	Fayetteville, NC
Kenyon Chavis	1994-96	DB	Fayetteville, NC
Steve Check	1974-77	OT	Tarboro, NC
Britt Cherry	2012-14	LB	Apex, NC
Marion Chetty	1932-34	T	Lexington, NC
Alonzo Chisolm	2004	RB	Irmo, SC
Brandon Chubb	2012-15	LB	Marietta, GA
Obi Chukwumah	2000-03	DB	Columbus, OH
Dick Chulada	1970-71	DT	Wilkes-Barre, PA
Billy Churm	1951-53	RH	Dover, NJ
Jack Ciccarelli	1941	E	Shinnston, WV
Ray Cicia	1948-49	LG	Ansonia, CT
Tyson Clabo	2000-03	OT	Knoxville, TN
Jim Clack	1966-68	RT	Rocky Mount, NC
Frank Clark	1932-34	C	Pleasantville, NJ
Desmond Clark	1995-98	WR	Lakeland, FL
Harry Clark	1942, 1946	C	Wadesboro, NC
Taris Clark	1995-97	OL	Ellenwood, GA
Walter "Butch" Clark	1938-42	C	Baltimore, MD
William Clark	1994-96	TE	Reidsville, NC
Steven Claude	2016-18	WR	Miami, FL
Bo Claxton	1954-56	G	Dublin, GA
Walter Clayton	1937		Brevard, NC
Joe Clayton	1924-27	E	Brevard, NC
Topper Clemons	1982-85	RB	Cinnaminson, NJ
Scott Clinard	1988-91	TE	Gastonia, NC
Herb Cline	1939-41	E	Chattaroy, WV
Michael Clinkscale	1998-2000	DB	Youngstown, OH
Lee Clymer	1968	FB	Allentown, PA
Tony Coates	1982, 84	N	Chantilly, VA
Coble	1916	G	
John "Red" Cochran	1941-42, 46	TB	Hueytown, AL
Rob Cocke	1990-92	TE	Danville, VA
Ben Cockerham, Jr.	1981	RB	Elkin, NC
Wallace William Cogdill	1931		Canton, NC
George Coghill	1989-92	DB	Fredricksburg, VA
Pete Coker	1951-52	FB	Nocatee, FL
Larry Coker	1959-61	C	Pompano, FL
Steve Colavito	1972-73	FB	Bronx, NY
Matt Colburn II	2015-18	RB	Irmo, SC
Charlie Cole	1941	WB	Carthage, NC
Toby Cole	1984-86	LB	Asheville, NC
Kevin Cole	1991-93	DB	Portsmouth, VA
Ben Coleman	1991-92	OL	South Hill, VA
Earl Coleman	1964-65	LG	Gastonia, NC
Anthony Coles	1990-91	DE	Winston-Salem, NC
John Coles	1951-53	RG	Garwood, NJ
Robert A. Collier	1924	T	Statesville, NC
Michael Collins	1998-01	OT	Hickory, NC
Mead "Bud" Connely	1927	FB	Greensboro, NC
Lynn Conner	1982	DB	Galax, VA
David Conners	1969	QB	New London, CT
Al Conover	1958-60	LT	Largo, FL
Andrew Conroy	2008	LB	Charlotte, NC
Nick Consoles	1954-55	QB	Lynn, MA
Jeff Cook	1983-85	LB	Concord, NC
Cook	1889	LE	
Desmond Cooper	2011	S	Jacksonville, FL
Jackie Copeland	1987	TE	Spindale, NC
Al Copeland	1943	G	
Jim Copley	1941-42	E	Weston, WV
Tom Cornwall	1930-31		Wingate, NC
W.H. Corrie	1936		Crewe, VA
David Couch	1980	WR	Asheboro, NC
Scott Courter	1991-92	DL	Grafton, VA
W.K. Covington	1930	FB	Rockingham, NC
Hubert Coward	1922		
David Cox	1981	DE	Greensboro, NC
Randy Cox	1971-72	OG	Monroe, NC
Wes Cox	1961-62	RT	Memphis, TN
Johnny Coxe	1927-29	HB	New Mexico

Clem Crabtree	1937-38	T	Durham, NC
Dwayne Crayton	1977-80	DT	Brooklyn, NY
Mark Cregar	1974-77	DB	Wheaton, MD
Gage Crews	2006-08	OG	Bainbridge, GA
Ward Cridland	1979	OL	Syracuse, NY
Derek Crocker	1979-80	DB	Miami, FL
Dan Croom	1973	DT	Kinston, NC
Phinehas David Croom	1916-17	HB	Kinston, NC
Matt Crosby	1990-91	C	Decatur GA
Brendan Cross	2010-12	QB	Alpharetta, GA
Claude Croston	1954-55	E	Haverhill, MA
Austin Crowder	1992-95	LS	Lucas, TX
Tom Crudup	1892	QB	
Ron Crume	1983	WR	Florence, KY
Jared Crump	2013-14	WR	St. John's, FL
Carlos Cunningham	1979-82	RB	Kannapolis, NC
Aubrey Curry	1956-58	LE	Laurel Hill, NC
Buster Currin	1941-42		Oxford, NC
Aaron Curry	2005-08	LB	Fayetteville, NC
Carl Curry	1974-76	LB	Hershey, PA
Marlon Curtis	1998-99	OT	Waldorf, MD
D			
Jim Dadouris	1978	C	Perth Amboy, NJ
Rick Dadouris	1977-79	LB	Perth Amboy, NJ
Wheeler Dale	1934-37		Morganton, NC
Jim Dalrymple	1956-58	LH	Phillipsburg, NJ
Ken Daly	1977-78	QB	Cherry Hill, NJ
Zach Dancel	2015	S	Ellicott City, MD
Daniel	1924	E	
Dameon Daniel	1995-98	DB	Ellenboro, NC
Raleigh "Hobo" Daniel	1935-36		Weldon, NC
R.T. Daniel	1892	HB	
Dick Daniels	1954-56	HB	S. Portland, ME
W.E. Daniels	1924		Charlotte, NC
Harwood Davenport	1933-34		Kinston, NC
Anthony Davis	2005-08	DE	Columbia, SC
Chris Davis	2002-05	WR	St. Petersburg, FL
Coby Davis	2017	DB	Upper Marlboro, MD
Deonte Davis	2013	DB	Snellville, GA
Dickie Davis	1949-51	QB	Wilson, NC
Don Davis	1963-65	HB	New Bern, NC
Fabian Davis	1999-02	WR	Greenville, SC
Jewuan Davis	2000	RB	Danbury, CT
Neville Davis	1972	DE	Elizabeth, NJ
Ralph Davis	1931, 34	G	Rome, GA
Terence Davis	2010-12	WR	Lilburn, GA
Thabiti Davis	1994-97	WR	Charlotte, NC
Tim Davis	1975-78	OG	Kannapolis, NC
Dave Dawson	1948-49	C	Rocky Mount, NC
Grant Dawson	2014-17	LB	Winston-Salem, NC
Drew Dayton	2000-02	DB	Spruce Pine, NC
Tom Deacon	1968	LHB	Ottawa, Canada
Mike DeAngelis	1932-33	G	Atlantic City, NJ
Graham Denton	1927-29	G	Raleigh, NC
Jay Deaver	1985-88	OG	Charlotte, NC
Ron DeBenedetti	1972-73	RB	Schenectady, NY
Rick Decker	1965-67	SE	Atlanta, GA
Sammy Decker	1963	HB	Valdese, NC
Jammie Deese	1996-99	WR	Laurinburg, NC
Chris DeGeare	2005-07, 09	OG	Kernersville, NC
DeAndre' Delaney	2018	RB	Morristown, TN
Danny Dembry	2009-11	WR	Ahoskie, NC
Nick Demetriou	1944	HB	Baltimore, MD
Phil Denfeld	1979-82	TE	Annapdale, VA
Mark DeOrio	1998	LB	Jacksonville, FL
Patrick Depenbrock	1996-97	LB	Arlington, VA
Dan Dever	1967	LHB	Ottawa, Canada
W.A. Devin	1888		
Al Dickens	1983	QB	Charlotte, NC
Marvin Dickerson	1989-91	FB	Hampton, VA
Dayton Diemel	2016-18	LS	Hudson, WI
Thomas Dillon	2017	DB	Katy, TX
Anthony DiTomo	1946-47	FB	Vineland, NJ
Robert Dixon	1921		Siler City, NC
Todd Dixon	1990-93	SE	Billerica, MA
Willie Dixon V	2009-10	RB	Durham, NC
Joe Dobner	1967-69	LG	Melrose Park, IL
Dave Doda	1970-71	SE	Franklin Lakes, NJ
Jack Dolbin	1967-69	IB	Pottsville, PA
Adam Dolder	1994	QB	Alexandria, VA
Bill Donahue	1983	OG	Dunwoody, GA
Tom Donahue	1950-52	C	Altoona, PA
Corey Donald	1989-91	WB	Jacksonville, FL
Steve Donatell	2013-15	OLB	Lone Tree, CO
James Dooney	1935-36		Atlantic City, NJ
Paul "Tanker" Dorsett	1927-28	E	Spencer, NC
Greg Dortch	2017-18	WR	Richmond, VA
Tristan Dorty	2008-11	DE	Woodleaf, NC

Bill Dougherty	1942	E	New Brunswick, NJ
Dan Dougherty	1980-83	RB	Philadelphia, PA
Dowd	1910	QB	Charlotte, NC
William C. Dowd	1888		Charlotte, NC
Harry Dowda	1946-48	RH	Hickory, NC
John Dowdell	1976	WR	Tulsa, OK
Clyde Dowdy	1940		
Jim "Flash" Dowdy	1939	HB	Richmond, VA
Jim Doyle	1943	E	
Allen Draughon	1944		Warsaw, NC
Kyle Driscoll	2017	QB	Garden City, NY
James DuBose	1987-89	DE	Greensboro, NC
Kenny Duckett	1978-81	WR	Winston-Salem, NC
"Dusty" Dudley	1931-32		
William Dull	1944	G	Connellyville, PA
Adrian Duncan	1998-01	DB	Dayton, OH
Jim Duncan	1946-49	LE	Reidsville, NC
Lewis Duncan	1963	RG	Haw River, NC
Joe Duncavage	1939-41	QB	Tamaqua, PA
Bryson Dummeyer	2009-11	DL	Charlotte, NC
Surry Dunn	1911	G	
Wendell Dunn	2014-17	DE	Miami, FL
Joe Dupree	1953-55	C	Smithfield, NC
John Dupree	1927, 29-30	G	Freeport, TX
Jim Dumser	1975-77	DL	Cherry Hill, NJ
E			
Pierre Easley	2003-06	LB	Stone Mountain, GA
Paul Eberle	1978-80	LB	Ridley Park, IL
John Eck	1981	RB	Chicago, IL
Terry "Tex" Edens	1934-35	HB	Marshall, TX
Johnny Edwards	2004-06	CB	Fayetteville, GA
Marshall Edwards	1938-40	FB	Spray, NC
Robert Edwards	1929-31	E	
Walter Edwards	1930	C	Lumberton, NC
Farrell Egge	1961-62	LG	Montgomery, AL
Joey Ehrmann	2009-12	LB	Baltimore, MD
Duke Eijofor	2014-17	DE	Houston, TX
Mike Elkins	1985-88	QB	Greensboro, NC
Greg Eller	1982	DE	Wilkesboro, NC
Frank Ellerbe	1923-24	T	
J.Y. Ellington	1923-25	QB	Smithfield, NC
Derricus Ellis	2009-12	DE	Rome, GA
Tom Elrod	1996	QB	Winter Park, FL
Fred "Cowboy" Emmerson	1924-26	C	Fort Scott, KS
Ben Emert	2011-13	FB	Ball Ground, GA
Ken Erickson	1966, 68-69	QB	Park Forest, IL
Urban Ericksson	1976	K	Koping, Sweden
George Ervin	1976-79	DB	Darlington, SC
Marlon Estes	1992-93, 95	SE	Raleigh, NC
Bill Eutsler	1937-39	HB	Whiteville, NC
Roy Evans	1936-37	G	Milltown, NJ
Solomon Everett	1974-76	QB	Fayetteville, NC
F			
Bill Faircloth	1961-63	LG	Clinton, NC
Wilbert Faircloth	1962-63	RE	Clinton, NC
Robert Fatzinger	1994-97	DE	Northampton, PA
Henry Faucette	1910	E	Raleigh, NC
William Faucette	1911	HB	
Turner Faulk	2010-11	QB	Winston-Salem, NC
Vic Faulkenberg	1932	T	
Tom Fehring	1973-75	TE	Suffern, NY
Logan Feimster	2011-13	LS	Statesville, NC
Bob Feniello	1944	HB	Connellyville, PA
Dan Ferezan	1960	OT	Aliquippa, PA
Rod Ferguson	1986-89	OT	Nathalie, VA
David "Jo Jo" Ferraro	1978-80	DT	Raleigh, NC
Mike Ferraro	1981, 83	DT	Raleigh, NC
Idyl Ferree	1913	FB	Randolph County, NC
Ken Ferrell	1958	FB	Durham, NC
Tom Fetzter	1944-48	RH	Reidsville, NC
John Finklea	2002-04	DE	Wheaton, MD
Bill Finnacle	1950-52	LG	Meriden, CT
Kevin Firquin	1973-75	C	Louisville, KY
Ernie Fitzgibbons	1953-54	T	Terrace, PA
Bob Fitzhugh	1936		Fort Bragg, NC
Larry Fleisher	1959	RG	Winnipeg, Canada
Steve Fleming	1987-88	OT	Clintwood, VA
Jeff Flowe	1994, 96-98	OL	Charlotte, NC
Desmond Floyd	2012-14	DE	Jonesville, SC
John H. Floyd	1918-20	OT	Kings Mountain, NC
Roger Foltz	1987	OL	Princeton, KS
Antonio Ford	2011-14	OL	Pahokee, FL
Cameron Ford	2008-11	TE	Anderson, SC
Darren Ford	2018	PK	Howell, MI
Dick Foreman	1942-44	C	Albemarle, NC
W.T. Foreman	1916-17		Stanly County, NC

LETTERWINNERS

Robert Forney	1931-32	Lawndale, NC
Darrell France	1990-91	Ararat, VA
Mark Francis	1996	PK Williamsboro, VA
Carmen Frangiosa	1974-77	NG Norristown, PA
Tommy Frank	1953-55	T Newport News, VA
B. J. Franklin	1993	WR Boca Raton, FL
Louis Frazier	2004-07	OT Clearwater, FL
Bob Frederick	1951-54	LH Goldsboro, NC
Donnie Frederick	1960-62	HB Goldsboro, NC
Lowell Freedlund	1967-68	RT Rockton, IL
Ben Freeman	1980	OL Marion, NC
Jack Freudenthal	2016-18	TE Glen Allen, VA
Alex Frye	2007, 09-10	S Fayetteville, NC
R.C. Frye	1892	C
W.O. Fry	1892	C
Dave Fuller	1936-37	HB Wake Forest, NC
Dan Fulton	1975-76	OT Blacksburg, SC
Fitzhugh Lee Fulton	1918-21	Wilmington, NC
Frank Fussell	1970-71	DB Burgaw, NC
Winston Futch	1958-61	RH Wilmington, NC
G		
Clark Gaines	1974-75	RB Elberton, GA
John Gallagher	2010	DT Pontre Vedra Beach, FL
Tony Gallovich	1938-40	HB Vandergrift, PA
Bob Gaona	1950-52	LT Ambridge, PA
Tony Garbarczyk	1984-85	OLB Hauppauge, NY
Jonathan Garcia	2011-14	TE Cape Coral, FL
Paul Gardner	1978, 1981	OL Huguenot, NY
Rick Gardner	1992-95	DL Greensboro, NC
Ken Garrett	1970-72	RB Fayetteville, NC
Charles "Buck" Garrison	1943-44	G Morganton, NC
Don Garrison	1952-54	LT Reidsville, NC
Jim Garry	1945, 47-49	LG Gastonville, PA
Jordan Garside	2011-2014	FB Jacksonville, FL
Kito Gary	1997-99	RB Miami, FL
Grady Gaschler	1988	DB Plainville, KS
Chris Gaskell	1995-97	OL Hampton, VA
Reed Gaskin	1943	Albemarle, NC
"Eccc" Gattis	1911	T
Josh Gattis	2003-06	FS Durham, NC
Devin Gaudlen	2015	CB Miramar, FL
Tom Gavin	1967-69	LHB Fayetteville, NC
Bill Gebert	1970	QB Pennsburg, PA
Pat Geer	1939-41	E Baltimore, MD
Sid Geibel	1972	DT Chicora, PA
Rich Geiger	1974	DL Philadelphia, PA
Bill George	1948-51	LT Morrisville, PA
Chuck George	1966-68	OLB Brunswick, GA
Ed George	1968-69	DT Lynchburg, VA
Marshall George	1939-40	T Sewickley, PA
Sonny George	1951-53	QB Brunswick, GA
Gary German	1970-72	C Kettering, OH
Brandon Ghee	2007-09	CB Fayetteville, NC
Patrick Ghee	2003-06	SS Kingsport, TN
Terry Giblin	1974-76	LB Salt Lake City, UT
Dominique Gibson	2013	RB Belle Glade, FL
Willie Gibson	1925-28	FB Wagram, NC
Kevin Giles	1991-94	LB Hampton, VA
Jharrison Gillespie	2010-12	SE Durham, NC
Nate Gilliam	2016-18	OL Knoxville, TN
Chris Givens	2009-11	WR Wylie, TX
Carl Givler	1939-41	G Allentown, PA
Jeff Gjerde	1980	C Aurora, IL
Felix Glasco	1972-73	DB Las Vegas, NV
Forrest Glass	1935-37	E Hopewell, VA
Cameron Glenn	2015-18	S Stone Mountain, GA
Dennis Godfrey	2008-11	OT Sanford, NC
Ralph Godic	1987-89	LB Eastlake, OH
Milky Gold	1932-34	QB
Doug Golithly	1963-65	LH Morganton, NC
Richard Goodpasture	1991-94	DB Roanoke, VA
Hunter Goodwin	2012-14	OT Baltimore, MD
Zach Gordon	2013	TE Carrollton, GA
Tucker Grace	1992-95	LB Kings Park, NY
Harold Gragg	1993-96	DE Black Mountain, NC
Kevin Graham	1987	TE Wantagh, NY
Mack Grandy	1945-46	RH Laurinburg, NC
Fred Grant	1943	B
Gordon Grant	1929-32	T Wilmington, NC
Robert Grant	1965-67	DT Jacksonville, NC
Ken Grantham	1983-85	DB Goldsboro, NC
Malik Grate	2018	DB Pendleton, SC
Maurice Gravely	1991-94	DB Norton, VA
Murray Greason	1922-25	HB Wake Forest, NC
Vince Greco	1972-73	C Derby, CT
Robert Byard Green	1910-12	Rutherford Cty, NC
Green	1910	G Winston-Salem, NC
BF Green	1934-35	Lexington, NC
Carl Green	1923	G

Eddie Green	1979-82	DB Greensboro, NC
Jason Green	2010-11	DB White Plains, NY
Mike Green	1990-93	PK/P Greensboro, NC
Sam Green	1962	RH Roxboro, NC
William A. "Bill" Green	1930-32	E Pleasantville, NJ
A. J. Greene	1985-88	DB Hendersonton, NC
Nasir Greer	2018	DB Rex, GA
Tommy Gregg	1981-82, 84	WR Winston-Salem, NC
Jim Gregory	1973	RB Atlanta, GA
Rich Gregory	1972-74	DL Stamford, CT
Ray Gregson	1929-30	E Sanford, NC
Bill Gregus	1948-49	RH Toledo, OH
Stacie Gresham	1994	TB Newport News, VA
Major Griffey	1993-96	DB Norton, VA
Bert Griffin	1932, 33	Charlotte, NC
Jeff Griffin	2006-09	OT Jacksonville, FL
Ken Griffith	1972-73	RB Bradenton, FL
John Grimes	1962-64	SE Coolee, NC
Ronnie Grinton	1983, 86	RB Boonville, NC
Sherron Gudger	1992-94	TB Temple Hills, MD
Abdul Guice	1996-99	LB Rockledge, FL
Terry Gwinn	1949-51	RH Dunn, NC
H		
THurman Hackney	1925-28	Greensboro, NC
Carl Haggard	1947	RH Norfolk, VA
Tim Hailstock	1991-93	DB Danville, VA
Malcolm Hairston	1981-84	LB Bassett, VA
Steve Hale	2002-04	P Eden, NC
Jim Hall	1955	T Washington, D.C.
Randy Halsall	1972-73	OT Toronto, Canada
Lloyd Halvorson	1966-68	LT McClean, VA
Larry Hambrick	1967-68	LG Bluefield, WV
Hank Hames	1967	LT Marietta, GA
Mike Hamlar	2001-03	LB Roanoke, VA
Steve Hammond	1978, 80-82	LB North Bellmore, NY
Ken Hemphill	1967-68	C Thomasville, NC
Charlie Hamrick	1928-29	L Mooresboro, NC
Earl Hansell	1933	Thomasville, NC
Bernie Hanula	1946-47	E Vineland, NJ
Joe Happe	1977	C Jenkintown, PA
Slade Hardee	1932-33	E Winston-Salem, NC
Tyriq Hardimon	2018	DB Marietta, GA
John Hardin	1971-73	LB Honolulu, HI
Frank Harding	1944	QB Canton, NC
Robert Hargette	1927-28	Wingate, NC
James Hargrove	1972	DB Rocky Mount, NC
Jimmy Hargrove	1977	RB Smithfield, NC
Frank Harnisch	1977, 79	WR-K Orlando Park, IL
Andy Harper	1964-66	LH Hialeah, FL
John Harrington	1975	WR Philadelphia, PA
Bill Harris	1944	E Warrior, AL
David Harris	1943-46	RE Statesville, NC
Gregg Harris	1985-86	OL Norfolk, VA
Jamie Harris	1984-86	QB Danville, VA
Jim Harris	1943-44	G Winston-Salem, NC
John Harris	1972-73, 75	DB Charlotte, NC
Josh D. Harris	2010-13	TB Duncanville, TX
Josh T. Harris	2013-16	OL Milton, GA
Kevin Harris	2006-09	RB Sanford, FL
Lawrence Harris	1922-24, 1927	G Wake Forest, NC
Morgan Harris	2009-11	DB Cary, NC
Phil Harris	1941	C Candor, NC
Trevor Harris	2001, 03	RB St. Petersburg, FL
Tyler Harris	2012-15	DT Baton Rouge, LA
Tyree Harris	2013	WR Marietta, GA
William Albert Harris	1914-16	E Cherokee County, SC
LaDwaun Harrison	1993-96	TB Durham, NC
Frank Harsh	1972-75	RB Blairsville, PA
Glen Hart	1989, 91-93	DE Tarboro, NC
Sam Hartman	2018	QB Cornelius, NC
Matt Hartford	2009	WR New Kensington, PA
Bill Harvey	1944	E Nanticoke, PA
G.N. Harward	1910	Chatham County, NC
Harwood	1910	G Apex, NC
J.T. Hasty	1933-34	Charlotte, NC
Jim Hatch	1982-83	RB Annandale, VA
Clyde Hatcher	1933-34	Charlotte, NC
Werner Hauer	1963	LT Hamilton, OH
Mack Haupt	1977-79	DE Cary, NC
Ken Hauswald	1965-66	QB Clark, NJ
Dexter Hawkins	1979-80, 82-83	WR Atlanta, GA
Frank Hawkins	1969	LB Willingboro, NJ
Hunter Haynes	2007-10	LB Ponte Vedra Beach, FL
Philip Haynes	2015-18	OL Raleigh, NC
Riley Haynes	2009-12	LB Ponte Vedra Beach, FL
Ty Hayworth	2013-16	OL Kingsport, TN
Hasan Hazime	2012	DT Pickering, Ontario
Win Headley	1968-70	DT Westport, CT
Clayton Heath	1972-73	RB Roosevelt, NY

Andy Heck	1965-66	FB North Bergen, NJ
George Heckman	1921	HB Carlyle, PA
Chad Hedlund	2012-14	PK Argyle, TX
Bob Heffelfinger	1941	G Martins Ferry, OH
Gary Hegh	1974	DB Philadelphia, PA
Cory Helms	2013-14	C Alpharetta, GA
Jonathan Helms	2001	OG Roanoke, VA
Bob Hely	1975-77	QB-K Ft. Lauderdale, FL
Lew Henderson	1972-75	OT Clinton, SC
Amari Henderson	2016-18	CB Charlotte, NC
Doug Henley	1975	P-WR Rocky Mount, NC
Blake Henry	2000-02	OT Towson, MD
Ken "Butch" Henry	1965-67	WE Greensboro, NC
Don Hensley	1965-67	LG Winston-Salem, NC
Dan Herring	1957-58	RE Rocky Mount, NC
John Herlein	1951-54	LH Arlington, VA
Dave Herrman	1987-89	FB Pittsburgh, PA
Justin Herron	2015-17	OL Silver Spring, MD
Dick Hessler	1966-67	LG Fort Lauderdale, FL
Marc Hester	1977-79	LB Thomasville, NC
Dave Hettinger	1975-77	OT Norridge, IL
Stuart Hughes	1972-73	DT Williamsburg, VA
Melgum Hicks	1930-32	Roxboro, NC
Toby Hicks	1928-30	E Mt. Holly, NC
Highsmith	1910	E Fayetteville, NC
Harold Hileman	1944	QB Connelville, PA
Casey Hill	2008	WR Memphis, TN
T.B. Hill	1892	G
Bruce Hillenbrand	1951-53	LH Arlington, VA
Dean Hillenbrand	1955-56	HB Arlington, VA
Joe Hinerman	1941	WB Richmond, VA
Barry Hines	1956-57	LE Charleston, WV
Tabari Hines	2015-17	WR Florence, SC
Kendall Hinton	2015, 2017-18	QB/WR Durham, NC
Don Hipps	1942, 45-47	QB Canton, NC
Willie "Firpo" Hipps	1929-31	QB
Michael Hoag	2008-11	OL Knoxville, TN
Clifton Hobbs	1943-44	T Hopewell, VA
Joseph Dewey Hobbs	1943-46	T Wilmington, NC
Jim Hobbs	1965	WE Harrisburg, PA
Brett Hodges	2006-08	QB Winter Springs, FL
Mike Hodgson	1980-83	DE Massillon, OH
Ed Hoey	1947-48	E Clairton, PA
Rodney Hogue	1987-89	LB Evington, VA
Jones Holcomb	1993-95	LB Elkin, NC
Bruce Holding	1911	T
Royal Holding	1910	T Wake Forest, NC
William Holding	1911, 14-15	E Wake County, NC
Mark Hollenbeck	1996	DT Palm Beach Gardens, FL
Donald Holliday	1926-27	Scotland Neck, NC
Aubrey Hollifield	1988-91	DL Kings Mountain, NC
Tom Hollis	1988-91	DB Kannapolis, NC
Will Hollis	2005-06	WR Jonesboro, AR
Todd Hollowell	1998-99	OT Chesapeake, VA
Bill Hollows	1993-95	P/PK New Bern, NC
Edwin Holman	1920-21	Wilkesboro, NC
Holt	1889	LG
Phil Holt	1971	RB Hazel Crest, IL
Rory Holt	1983-84, 86	WR Lexington, NC
Seaton Holt	1926	E Durham, NC
Bill Holthouser	1971-72	OG Elkin, NC
David Q. Holton	1932-34	QB Winston-Salem, NC
Walter Holton	1933-34	
Honigman	1928	
Brodie Hood	1922-25	L Goldsboro, NC
Fred Hood	1933-35	G
Henry Hood	1932	Dunn, NC
George Hooks	1933-35	T
Mike Hooten	1986-88	DE Kinston, NC
Bill Hopkins	1962-64	RG Lancaster, PA
Bruce Hopkins	1975-78	DT Chicago, IL
Gerald Hopkins	1974-75	LB Glendora, CA
Larry Hopkins	1970-71	FB Panama City, FL
Marquis Hopkins	1998-01	LB Fayetteville, NC
Pete Horschak	1939-41	FB Johnstown, PA
Jim Horn	1955-57	RG Shelby, NC
Spencer Horne	1974	DB Modesto, CA
Seth Houk	2000-01	OL Valley Center, KS
Eldridge "P.J." Howard IV	2012-15	WR Portsmouth, VA
Jack Howard	1892	
Howell	1889	HB
J. Ernest "Nasty" Howell	1915	Rockingham, NC
Vernon Howell	1889-91	HB Smithfield, NC
Fred Hoyle	1936-37	Zebulon, NC
Wilson Hoyle	1968-89	PK Henderson, NC
Bill Hull	1959-61	LE Tarboro, NC
Robert Humber	1916-18	E Greenville, NC
Huntington	1929	E
Howard W. Huntley	1910-11	FB Charlotte, NC
Red Hurth	1934	

LETTERWINNERS

Steve Hurr 1933-36 New Bern, NC
 Paul Wilson Hutchins 1928-30 Lexington, NC
 Paul Hutchins 1930-31 QB Morganton, NC
 Gerald Huth 1953-54 G Floyd Knobs, IN
 Rob Hyman 1995 DL Franklin Lakes, NJ

I
 Willie Idlette 2003-06 WR Chattanooga, TN
 Brad Idzik 2012-13 WR Mercer Island, WA
 Doug Illing 1984-85 PK Summerville, SC
 Larry Ingram 1978-80 DB Winston-Salem, NC
 Dylan Intemann 2012-15 OT Wake Forest, NC
 Gabe Irby 2010-12 OL Habersham, GA
 Bob Irwin 1958, 61-62 LG Paden City, WV
 Fred Isaacs 1943 E
 Elliot Ivey 2000, 02 DB Cazenovia, NY

J
 Julian Jackson 2014-16 LB Dothan, AL
 Bob Jackson 1944 E Lafayette, AL
 Danny Jackson 1992 DL Greenville, SC
 Donnie Jackson 1978-79 DB Bluefield, WV
 Justin Jackson 2010-13 LB Rockingham, NC
 Lovell Jackson 2009-12 WR Tampa, FL
 Lynwood Jackson 1936
 Perry Yates Jackson 1918 Wake Forest, NC
 Sid Jackson 1977-78 DT Lorton, VA
 Tyler Jackson 2011-12 RB Parker, CO
 Ernie Jakubovic 1971 DB West Mifflin, PA
 Matt James 2011-14 WR Raleigh, NC
 Ralph James 1925-27 QB Asheville, NC
 Ryan Janvion 2013-16 S Pembroke Pines, FL
 Kyle Jarrett 2009-11 LB Winston-Salem, NC
 David Jarvis 1986-88 TE Welcome, NC
 Nick Jarvis 2004-07 LS Lexington, NC
 Jesse Jayne 1944 HB Asheville, NC
 Spencer Jenkins 1987-88 WR Alexandria, VA
 John Jett 1938-40 E West Union, WV
 Cedric Jiles 2017 CB Clinton, MS
 Travis Johns 1992-93 WR Elizabethton, TN
 Johnson 1924 G
 Allen "Ronchie" Johnson 1977-79 TB Lothian, MD
 Bill Johnson 1936 Chalybeate Springs, NC
 Brian Johnson 1987-89 FB Bensalem, PA
 Chris Johnson 2001 LS Raeford, NC
 David Johnson 1936 St. Pauls, NC
 Donald Johnson 1981-84 DB Greenville, NC
 Gary Johnson 1970-72 RB Shiocton, WI
 George Johnson 1955-57 G Wilmington, NC
 Jimmy Johnson 1966-68 FB Lynchburg, VA
 Kevin Johnson 2010, 2012-14 CB Clarksville, MD
 Tim Johnson 1992-93 DB Hampton, VA
 William Johnston 1936 Wake Forest, NC
 Buck Jolly 1957-59 C Chadbourne, NC
 Arby Jones 2003-06 OG Somerset, KY
 Bob Jones 1948-50 LH Laurinburg, NC
 Bobby Jones 1989-92 WB Easley, SC
 Buck Jones 1941-42 G Buffalo, NY
 Clyde Jones 1922-24 G Shelby, NC
 Craig Jones 2002-03 C Garland, TX
 Jeremy Jones 2004 DT Marietta, GA
 Jonathan Jones 2007-09 LB Madisonville, TN
 Kelvin Jones 1995, 97-99 DE Winston-Salem, NC
 Kevis Jones 2013 OLB Oakland Park, FL
 Skylar Jones 2009-10 WR Middleton, OH
 Tom Jones 1967-69 RG Decatur, GA
Waydale Jones 2018 WR Beeville, TX
 W.H. Jones 1892 E
 Jon Jordan 2000 WR West Jefferson, NC
 Larry Jordan 1990-91 DB Dumfries, VA
 Walter Edward Jordan 1916-17 E Winston-Salem, NC
 Joyner 1911 E
 Aljamot Joyner 1994-97 DT Waverly, VA
 Alan Julian 1977 DB Jacksonville, FL
 Ron Jurewicz 1967-69 FB Milwaukee, WI
 John Jurkovec 1963 DG Pittsburgh, PA
 Budford Justice 1892
 Chris Justice 1999-01 DB Greensboro, NC
 Steve Justice 2004-07 C Port Orange, FL

K
 Ron Kadon 1962-63 LG River Forest, IL
Sulaiman Kamara 2017-18 DT Richmond, VA
 Morgan Kane 1996-99 RB Ottawa, Ontario
 Frank Kapriva 1939-41 G Johnstown, PA
 Frank Karmazin 1941 G Irwin, PA
 Ed Kargbo-Okorogie 1998-01 LB Stafford, TX
 Terry Karl 1973 RB Sparta, NJ
 Matthew Karleskint 1923-24 FB Fort Scott, KS
 Ed Karpus 1948-49 FB Stratford, CT

Kyle Kearns 2016 QB San Ramon, CA
 Ken Keesee 1985 OL Roanoke, VA
 Keitzel 1934 L
 Dick Kelly 1944 C Hastings, FL
 Mike Kelly 1963-65 RH Kingsport, TN
 Richard Kelly 1945-46 C Hastings, FL
 Shawn Kelly 1984 LB Bethesda, MD
 Jim Kemp 1992-93 QB Bethesda, MD
 Demetrius Kemp 2015-18 LB Demopolis, AL
 Joe Kenn 1987-88 OG Inwood, NY
 Jim "JK" Kennedy 1979-80 TE Mt. Prospect, IL
 Mitchell Kennedy 1990-93 FB Spartanburg, SC
 Glenn Kerley 1936 Sevierville, TN
 "Tiny" Kessler 1930-32 G
 Alex Kinal 2012-15 PK Adelaide, So. Australia
 Eric King 2001-04 CB Woodstock, MD
 Landon King 1979-81 QB Lexington, KY
 Luther King 1948-50 FB Durham, NC
 Tyler King 2010 DE Mount Gilead, NC
 George Kinney 1992-94 WB Winston-Salem, NC
 Albert Kirby 1978-79 FB Clinton, NC
 Glen Kerley 1936-37 Sevierville, TN
 Paul Kiser 1983-86 OG Connelly Springs, NC
 Marcus Kisner 1999 OG Gastonia, NC
 Ed Kissell 1950-51 QB Nashua, NH
 Walter Kitchin 1934-36 QB Wake Forest, NC
 Syd Kitein 1977-79 DT New Providence, NJ
 Tom Kleinlein 1989-92 OL Inwood, NY
 Tim Klugh 1989 LS Coraopolis, PA
 Dan Knight 1944 G Norfolk, VA
 Don Kobos 1967-69 S Salem, MA
 Joe Koch 1950-52 QB-FB Jersey City, NJ
 Mike Koch 1998-2000 LB Medford, NJ
 Steve Komondorea 1971-72 DT Chicago, IL
 Chuck Kraft 1978-79 OG Philadelphia, PA
 John Kronforst 1974 RB Mt. Prospect, IL
 Joe Kuchinski 1937-39 FB Boston, MA
 Terry Kuharchek 1968-70 DB Tire Hill, PA
 Brian Kuklick 1994, 96-98 QB Hatboro, PA
 Ted Kunkel 1939-40 T Baltimore, MD
 Cornelius Kuykendall 1925-27 QB Biltmore, NC

L
 Joe LaBarbera 2011-12 S Danville, CA
 David LaCrosse 1974-76 DT Philadelphia, PA
 Eddie Ladd 1957-58 RT Durham, NC
 Jack Ladner 1954-56 E Brentwood, PA
 Randy Ladutko 1976 C Mahwah, NJ
 James (Bud) Lail 1946-48 LHB Hickory, NC
 Tom Lally 1961-62 DE Lakewood, OH
 Willie Lam 1998-99 OT McGeheysville, VA
 Ron Lambert 1989-92 DB Dania, FL
 Steve Lambert 1983-86 LB Virginia Beach, VA
 Mark Lancaster 1977-79 DB Springfield, VA
 Jax Landfried 1999-02 WR Pt. Pleasant Beach, NJ
 Todd Landis 1981-83 OLB Clarendon Hill, IL
 Chris Langley 2009-10 WR Suwanee, GA
 Hank Langston 1915-16 E
 Jimmy Lanier 1958-60 C Warsaw, NC
 Rusty LaRue 1992-95 QB Oak Ridge, NC
 Ronald Lassiter 1988, 90 DL Williamsburg, VA
 Jalen Latter 2013-15 DB Charlotte, NC
 Digit Laughridge 1966-68 LHB Rocky Mount, NC
 Mike LaVallee 1975 WR Glen Ellyn, IL
 Pat Lavin 1973 OG Park Forest, IL
 Edgar Allen Lawhorn 1931-33 FB Carthage, NC
 Melvin Layton 1938-40 HB Edenton, NC
 John Leach 1990-93 TB Garner, NC
 C.J. Leak 1999 QB Charlotte, NC
 Buz Leavitt 1967-69 IB Weston, CT
 Roy Ledford 1956-58 RH Shelby, NC
 Wesley Ledford 1952-53 RE Raleigh, NC
 David Lee 1953-56 E Albany, NY
 Marquel Lee 2013-16 LB Pomfret, MD
 Bill Leeder 1993-96 OL Belmont, MI
 Leo Leitner 1981-82 QB Rockville, MD
 Alton Lennon 1927-28 C Wilmington, NC
 Ron Lennon 1972-73 OG Lynn, MA
 Devere Lentz 1924 G Wake Forest, NC
 Mack Leonard 1944 FB Morganton, NC
 Edward Leoczyk 1944 QB Nanticoke, PA
 Bob Leonetti 1946-47 G Mt. Carmel, PA
 Sam Levine 1928-30 G
 Sheldon Lewinson 2013-16 DE Seffner, FL
 Cortez Lewis 2015-17 WR Demopolis, AL
 Herman Lewis 1994-97 RB Columbus, GA
 Hughie Lewis 1956-58 LG Warsaw, NC
 Jack Lewis 1950-52 RE Birmingham, AL
 John Lewis 1993, 95-96 TB Elizabethtown, NC

Leon Lewis 1957-58 RE Gastonia, NC
 James Lik 1996-99 TE New Hyde Park, NY
 Henry Liles 1934 Goldsboro, NC
 David Lindsay 1970 DB Fairfield, CT
 Robbie Lingerfelt 1988-90 OT Hickory, NC
 Blake Lingruen 2001-04 C Liberty Center, OH
 Bill Link 1950-52 LG Lenoir, NC
 Ed Listopad 1949-51 RT Baltimore, MD
 Steve Litaker 1980-83 LB Kannapolis, NC
 Lowell "Rocky" Littleton 1953-55 T Ashland, NJ
 Doug Livengood 1943-44 E Winston-Salem, NC
 Jim Lloyd 1975-76 DE Winston-Salem, NC
 Michael Lockett 2007-09 DE Tyrone, GA
 Tom Lockridge 1973-74 DB Pasadena, CA
 Archie Logan 1970-71 DE Reidsville, NC
 Gregg Long 1990-91 QB Gibsonia, PA
 Patrick Long 2014 QB Lawrenceville, NJ
 James Looney 2013 DT Lake Worth, FL
 Joe Looney 2008-11 OG Lake Worth, FL
 Tracy Lounsbury 1969-71 K Winston-Salem, NC
 Bruce Lovato 1974 WR Salt Lake City, UT
 Rhamen Love-Lane 1999-00 TE Advance, NC
 Carl Lowe 1972 FL North Little Rock, AR
 David Lowe 1990-91, 93 OL Abingdon, VA
 Delon Lowe 2004, 07 WR Fayetteville, NC
 Duran Lowe 2010-12 SE Plant City, FL
 Sonny Lowe 1990 OL Washington, D.C.
 Bo Loy 1995 OL Burlington, NC
 Nick Luedeke 2015-16 TE Holly Springs, NC
 Dustin Lyman 1996-99 LB Boulder, CO

M
 Charles Mabry 1944 FB Albemarle, NC
 Jim Mach 1973-76 RB Louisville, KY
 Daniel Mack 2010-12 SE Miami, FL
 Doug Mackie 1973 QB Naperville, IL
 John Mackovic 1962-64 QB Barberton, OH
 Neil MacLean 1957-59 FB Lumberville, PA
 James MacPherson 1999-02 QB Tucson, AZ
Dom Maggio 2016-18 P Monkton, MD
 Mike Magnot 1968-70 DT Peckville, PA
 Kerry Major 2005-07 CB Toccoa, GA
 Mark Makovec 1995-98 LB Nesquehoning, PA
 Lee Malchow 2007-10 LB Augusta, GA
 Harold Malloy 1931-33 E Chicago, IL
 Mickey Manfredi 2004 S Clemmons, NC
 Tony Mangiaracina 1970-72 OG Bristol, PA
 Ray Manieri 1939-41 HB Hopewell, VA
 Paul Mann 1984-86 OG Woodbridge, VA
 Pete Manning 1957-59 LE Hudson, MA
 Jon Mannon 1994, 96-98 LB Destin, FL
 Nick Maravic 1953-54 FB McKeesport, PA
 Patrick Mariani 2000 WR North Palm Beach, FL
 Kevin Marion 2004-07 WR St. Petersburg, FL
 Bruce Mark 1982-85 DE Woodmere, NY
 Bill Marks 1963-64 RG Florence, AL
 Milton Marney 1944 E Harriam, TN
 A.J. Marshall 2010-13 CB Durham, NC
 Doug Marsigli 1993-96 OL Rocky Mount, NC
 Kent Martin 1960-62 RT Winston-Salem, NC
 A.H. Martin 1911 HB
 Arlo Martin 1935
 Bill Martin 1933-34 HB Columbia, SC
 Danny Martin 1981-83 OG Mt. Airy, NC
 Deandre Martin 2012 RB Miami, FL
 Henry Martin 1956 E Goldsboro, NC
 Leroy Brown Martin 1922-25 Hamptonville, NC
 Sidney Martin 1945-48 LT Raleigh, NC
 Tom Martin 1970-71 OT Verno, PA
 Zeno Martin 1922 Hamptonville, NC
 Paul Martineau 1959-61 LG Manchester, NH
 Aaron Mason 2004-07 S/LB Lexington, KY
 Andron Mason 1992, 94 DL Suffolk, VA
 Rodney Mason 1984 RB Mt. Airy, NC
Luke Masterson 2017-18 S Naples, FL
 Mike Matella 1983-85 TE Mt. Prospect, IL
 Al Mathis 1943
 Teddy Matthews 2013-15 LB West Palm Beach, FL
 Mark Mattiko 1976-78 DB West Mifflin, PA
 Benjamin Mauk 2004-06 QB Kenton, OH
 George Mauney 1935-36
 Pat Mauney 1919 New London, NC
 Mike Maxwell 1978-80 DE Southhampton, PA
 Tony Mayberry 1987-89 C Springfield, VA
 Charles "Red" Mayberry 1938-40 QB Mount Airy, NC
 Jim Mayo 1962-63 RG Philadelphia, PA
 Nate Mays 2016-18 LB Dalton, GA
 John Mazalewski 1968-69 LB Manchester, NH
 Harry Mazman 1955 HB Lynn, MA

LETTERWINNERS

Ken McAllister	1982-84	OG	Jacksonville, FL
John McBea	1926-27		Bakersville, NC
Reuben McBrayer	1910		Asheville, NC
Frank "Red" McCarthy	1935-37		Newton, MA
Chantz McClinic	2005-08	FS	Rome, GA
Ed McClure	1949-51	LE	Morrisville, PA
Chris McCoy	1998-2000	RB	Winston-Salem, NC
Greg McCracken	1995	C	Waynesville, NC
Mike McCrary	1990-92	DE	Vienna, VA
Bob McCreary	1958-60	RT	Lenoir, NC
Joe McCully	1976	OT	Gloucester, NJ
Reggie McCummings	1982-85	WR	Winston-Salem, NC
James A. McDaniels	1888		Kinston, NC
Prince McDavid	1943	B	
Ed McDonald	1973-76	DB	Joliet, IL
Bruce McDonnell	1960-61	FB	Barrington, NJ
James McDougald	1976-79	TB	Maxton, NC
Neal McDuffie	1961-62	HB	Bethesda, MD
Darryl McGill	1984-87	RB	Durham, NC
Mike McGlamry	1974-77	QB	Columbus, GA
Gerald McGowan	1968-70	OT	Dedham, MA
Marcus McGruder	2001-04	CB	Fairburn, GA
Milo McGuire	1999-2000	DE	Massillon, OH
Rick McGuire	1973	WR	Waterford, CT
Pat McHenry	1969-71	DB	Altoona, PA
Jack McJunkin	1937		
J.A. McKaughan, Jr.	1917		Norfolk, VA
Eddie McKeel	1992-94	C	Vanceboro, NC
Ira McKeller	1983	RB	Fayetteville, NC
Eddie McKinney	1965	FB	Winston-Salem, NC
McKnight	1916	T	
Jim McMahen	1971-72	QB	Chicago, IL
Herbert McMahan	1936		
Jerry McManus	1975-76	QB	Dania, FL
Ryan McManus	2006-09	QB	Greenville, NC
Wayne McMillan	1978, 80-81	RB	Corning, NY
Barrett McMillin	2006-09	OG	Lawrenceville, GA
Don McMurry	1964-66	RG	Jefferson City, MO
Matt McNeel	1993-94	TE	Cross Lanes, WV
Kalin McNeil	2016-17	LB	Greensboro, NC
John McQueeney	1966-68	RT	Rosindale, MA
Damon McWhite	2003, 2005-06	FB	Woodbury, NJ
David Mebs	1972-74	LB	Pennsauken, NJ
Rob Meeker	1994	DL	Dana Pointe, CA
Matthew Meekins	1924		Washington, D.C.
Da'Vaughn Mellerson	1996-97, 99-00	DT	Baltimore, MD
Fred Merritt	1888		
William Merritt	1998-99	WR	Gretna, VA
Eric Metzler	1980-82	DE	Rochester, NY
Danny Meyers	1972	DT	Johnstown, PA
Todd Middleton	1987-89	DE	Lake Worth, FL
Dominique Midgett	2006-09	LB	Greensboro, NC
Mike Milanovich	1975	OL	Maple Shade, NJ
Bill Miller	1949-51	RH	Ansonia, CT
Bob Miller	1963	FB	Uhrichsville, OH
Bruce Miller	1971-73	FB	Thomasville, NC
Eustace Miller	1929		
Jeff Miller	1987-88	PK	Dunwoody, GA
Maurice Miller	1989-92	DE	Richmond, VA
Bill Millner	1973-76	WR	Forest View, IL
Eustace Mills	1928-30	HB	Apex, NC
John Mills	1892		
John Henry Mills	1988, 90-92	TE	Tallahassee, FL
Phil Miner	1963	RH	Marietta, OH
Marvin Mitchell	1987-89, 91	DL	Eastville, VA
Chris Modelski	1998, 2000	WR	Poland, OH
R.D. Montgomery	2001-04	TE	Wilmington, NC
Gary Moody	1976	DE	Asheville, NC
David Moore	1996-99	DB	Smithfield, NC
Eddie Moore	1955-57	C	Charlotte, NC
G.G. Moore	1912-16		Cleveland County, NC
Junior Moore	1970-72	RB	Wheeling, WV
Kenneth Moore	2004-05	WR	Charlotte, NC
Tripp Moore	1996-98	P	Columbia, SC
Michael Moosbrugger	1999-01	OG	Buckingham, PA
W.A. "Bill" Moran	1924	T	
Tom Mordica	1989-92	OL	Chesapeake, VA
Brent Morehead	1992-95	DB	Julian, NC
J. Moricle	1933		
Mark Moroz	2000-03	TE	Wells, Ontario
Rodger Morrill	1982-84	DE	Sherborn, MA
Dallas Morris	1934-36	HB	
Johnny Morris	1959-60	LH	Murphy, NC
Bobby Morrison	1982-84	OT	Wilmington, NC
Tim Morrison	1983-86	OT	Wilmington, NC
Nate Morton	2003-06	WR	Harlington, TX
Beverly Moser	1939-41	E	Burlington, NC
Stafford Moser	1987-88	QB	Greensboro, NC
Kelvin Moses	1995-97, 99	LB	Hartsville, SC
Tony Mosley	1986-88	DB	Albany, GA

Tom Moss	1919-22	T	Forest City, NC
Ned Moultrie	1990-93	TB	Fayetteville, NC
Brent Mudd	1960-61	LE	Wadesboro, NC
Ovie Mughelli	1999-02	FB	Charleston, SC
Mike Mullen	1978-81	TE-P	Hanover, MA
Bill Mullinax	1979	DB	Cary, NC
A.M. "Boots" Mumford	1934-37		Ayden, NC
Karl Munn	1956-58	C	Rock Hill, SC
Jeffrey Muyres	1995-98	DB	Stone Mountain, GA
Gilbert Myer	1940		
John Myers	1936		Mooreville, NC
Matt Myers	1998, 2000-01	FB	Kittanning, PA
Philip Myers	1927-28		
Roy Myers	1932-34	FB	

N

Je'Vionte Nash	2017-18	OL	Orange Park, FL
Bruce Nation	1959-61	OL	W. Hartford, CT
Trey Ndlovu	2018	RB	Hummelstown, PA
Elton Ndoma-Ogar	1992-95	OL	Spartanburg, NC
Vince Nedimyer	1968-70	OT	Dedham, MA
Al Nemetz	1942	T	Hopewell, VA
Russell Nenon	2007-10	OG	Memphis, TN
Carl Nesbit	1983, 86-87	DE	Kannapolis, NC
Lynn Nesbitt	1964-66	LG	Berkeley Heights, NJ
Mike Nessel	1981-84	C	Plantation, FL
Mike Nesteruk	1941	E	Breckenridge, PA
Mike Neubeiser	1991-94	LB	Damascus, MD
Jamie Newman	2018	QB	Graham, NC
Jimmy Newman	2009-12	PK	Oxford, AL
Harry Newsome	1981-84	K	Cheraw, SC
Henry Newton	1960-62	LE	Raleigh, NC
Loic Ngassam Nya	2018	OL	Silver Spring, MD
Gary Nichols	1964	DT	Winchester, VA
Jerome Nichols	2001-04	DE	Glenn Dale, MD
Bob Niedbala	1988-91	FB	Virginia Beach, VA
John Niznik	1957-58	RE	Yatesboro, PA
Merrill Noel	2011-14	CB	Pahokee, FL
Danny Nolan	1983	K	Ft. Lauderdale, FL
Jerry Novick	1942	T	Frackville, PA
Bruce Nunnally	1956-57	QB	Richmond, VA

O

A.G. "Monk" Ober	1924-27	HB	Fort Scott, KS
Godspower Offor	2012	NG	Hialeah, FL
J.D. Ogbosby	2010-11	LB	Winston-Salem, NC
Nick Ognovich	1944	B	Uniontown, PA
Isaac O'Hanlon	1933-34	F	Fayetteville, NC
Joshua Okonye	2014-16	DB	Sugar Land, TX
Kenny Okoro	2009-12	DB	Greensboro, NC
Hubert Olive	1915-17	T	Clayton, NC
D.B. Oliver	1888	E	
Will Oliver	1913		Mount Olive, NC
Mike Olson	2010-13	LB	Ashburn, VA
Bob Ondilla	1951-53	LE	Hillside, NJ
Max Opamuratawongse	2004-07	WR	San Jose, CA
Bob Oplinger	1964-66	C	Northampton, PA
Red O'Quinn	1946-49	RE	Asheboro, NC
Gelo Orange	2008-11	DE	Naples, FL
Arthur Orlebar	2002-03	DE	Sterling, VA
Daniel Orlebar	2003	DL	Sterling, VA
Nick Ortega	1972	TE	Tempe, AZ
C. D. Osborne	1977-78	DE	Winston-Salem, NC
Eric Ossteen	2018	PK	Augusta, GA
Patrick Osterhage	2015-18	OL	Centerville, OH
Bill Overton	1966-67	RT	Boston, MA
George Owen	1941-42, 44	T	Birmingham, AL
Charlie Owens	1931-32	C	
Duane Owens	1981-84	RB	Syracuse, NY
Lewis Owens	1977, 79-81	DB	Durham, NC

P

Calvin Pace	1999-02	DE	Douglasville, GA
Dick Pace	1915-16	QB	
J. Pace	1916	HB	
James T. Padgett	1927	G	Forest City, NC
Pete Pagano	1922-24	E	Ridgewood, NJ
Jim Page	1976-77	OG	Chatham, NJ
Steve Pahides	1980	FB	Media, PA
Leonard Paletta	1950-52	RG	New Kensington, PA
Frank Palmer	1941	G	Lewiston, ME
Brad Palmer	2000	OG	Rochester, NY
Tom Palmer	1948-49	RT	Collingswood, NJ
Gene Pambianchi	1946-49	LG	Phillipsburg, NJ
Bob Paquette	1973-74	RB	Wheaton, IL
John Parham	1953-55	HB	Oxford, NC
Andrew Parker	2008-11	TE	Jacksonville, FL

Charles Parker	1957-58	QB	New Bern, NC
Charles W. Parker	1914-16	FB	Northampton County, NC
Jack Parker	1929-30	C	
James Parker	1976-79	NG	Philadelphia, PA
DaLawn Parrish	1995, 97-99	DB	Columbia, MD
George Parsha	1957	HB	Seward, PA
Skip Partington	1986	OT	Raleigh, NC
Brian Paschal	1984-85	OG	Winston-Salem, NC
Carlyle Pate	1967-68, 70	LB	Burlington, NC
Rupert Pate	1937-39	T	Goldsboro, NC
Nick Patella	1957-59	LG	East Stroudsburg, PA
Buddy Patterson	1978	TE	Raleigh, NC
Kevin Patterson	2005-08	DB	Kingsland, GA
Johnny Peacock	1933-34		
Fred Pearce	1919-21	T	Zebulon, NC
Jim Pearce	1958-60	LG	Spring Hope, NC
Chris Pearcey	2017	RB	Burlington, FL
Bill Pegram	1955	HB	Winston-Salem, NC
Ralph Pellecchia	1955	C	Paterson, NJ
John Pendergast	1938-40	C	Readville, MA
Brandon Pendergrass	2008-11	RB	Royal Palm Beach, FL
Karl Pendergrass	2001	DB	Spartanburg, SC
Dick Penn	1964-66	C	Miami, FL
Carl Pennington	1987-89	TE	Bluefield, WV
John Pennington	1973	DB	Charlotte, NC
Ricky Perez	2000-03	DB	Bedford, OH
Aldo Perro	1933		
Brandon Perry	1994, 96-97	WR	Lithonia, GA
Johnny Perry	1941-42	WB	Raleigh, NC
Russ Perry	1942-43	FB	Durham, NC
Luther Person	1926-27	G	Fayetteville, NC
Jimmy "Frosty" Peters	1929-32	HB	Leaksville-Spray, NC
Tyler Peterson	2007-08	OT	Lincoln, NE
Junior Petit-Jean	2008	S	Naples, FL
Richard Petrik	1992	DB	Kings Park, NY
Roger Pettus	1991-94	WB	Charlotte, NC
Mat Petz	1997-98	DE	Windsor, Ontario
Pfeiffer	1927	C	
John M. Phelps	1925-27	T	Creswell, NC
David Phiel	1981, 83	LB	Tucker, GA
Jesse Phifer	1925-28	C	Rockingham, NC
James Phillips	1985-87	TE	Spruce Pine, NC
John Phillips	1970	DT	Levittown, PA
Brian Piccolo	1962-64	FB	Fort Lauderdale, FL
Clyde (Bud) Pickard	1950-52	RG	Burlington, NC
Marco Pickett	1988-89	WR	Raeford, NC
John Piedmonte	1981-83	OLB	Syracuse, NY
Devin Pike	2014-17	TE	Cincinnati, OH
Jim Pittman	1937-38	HB	Rockingham, NC
John Pittman	1937-38	FB	Rockingham, NC
Larry Pivec	1938-40	T	Baltimore, MD
J.A. Placa	1930		Clifton, NJ
Ryan Plackemeier	2002-05	P/PK	Bonsall, CA
Pointer	1910	T	Elon College, NC
John Polanski	1939-41	HB	Buffalo, NY
Lou Pollacci	1948-51	LH	Charleroi, PA
Larry Pons	1967-69	S	Valdese, NC
Shane Popham	2008-10	P-PK	Crestview Hills, KY
Jess Powell	2006	S	Whiteville, NC
Allen Powers	1937-38	T	Denver, TN
Chris Pratapas	1989-91	QB	Chicago, IL
Mike Pratapas	1981-84	LB	Chicago, IL
Jason Pratt	2002-05	LB	Hixson, TN
Cody Preble	2012-13	OG	Lake Worth, FL
C.M. Preslar	1924		Wingate, NC
Dennis Presnell	1944	T	High Point, NC
Pat Preston	1939-42	T	Thomasville, NC
Tanner Price	2010-13	QB	Austin, TX
Carl Pridgen	1892	HB	
D.M. Prince	1892	Mgr	
Ricky Proehl	1986-89	WR	Belle Mead, NJ
J.V. Pruitt	1939-42	QB	Wilson, NC
George Pryor	1946-47	FB	Sisterville, WV
Ernie Pursley	1985-88	DB	Southern Pines, NC
Max Putnam	1935-36		

Q

Jimmy Quander	1991-94	DE	Springfield, VA
Cyhl Quarles	2008-11	S	Tucker, GA
M.J. "Tex" Quillen	1928, 1930	HB	
Ted Quillen	1929	QB	

R

Harry Rabenhorst	1917-20	FB	Baton Rouge, LA
Blanie Rackley	1923-26	QB	Goldsboro, NC
Sherman Ragland III	2012	WR	Durham, NC
Chance Raines	2010-11	C	Jacksonville, FL
Benjamin F. Ramseur	1910	C	Blacksburg, SC
Michael Ramseur	1982-85	RB	Landis, NC
Allen Ramsey	2012-13	CB	Fort Lauderdale, FL

LETTERWINNERS

Chuck Ramsey	1971-73	K	Knoxville, TN
Cory Randolph	2002-05	QB	Lake City, FL
Ted Randolph	2006-09	TE	Mocksville, FL
Allan Rappleyea	2018	OL	Millbrook, NY
Walter Rasby	1990-93	TE	Washington, NC
Pride Ratteree	1943-45	T	Kings Mountain, NC
Bryan Ray	1997-2000	DE	Wheaton, MD
Chad Rebar	2000, 02-03	OG	Throop, PA
Travon Redd	2016, 18	S	Martinsville, VA
Kristopher Redding	2010-13	DT	Mableton, GA
Jamie Redfern	1986	OLB	Lexington, NC
Charles Redmon	1982-83	DB	North Wilkesboro, NC
Sam Reese	1959	RE	Mars Hill, NC
Charles Reiley	1959-61	QB	Decatur, GA
Bruce Reinert	1971-72	OT	Lansdale, PA
Glenn Reinhardt	1948-49	RG	York, PA
Clarence "Perk" Reinhardt	1933-35	C	Newton, NC
Rufus H. Reitzel	1922-25	C	Siler City, NC
Diron Reynolds	1990-93	LB	Aiken, SC
Orville Reynolds	2011-14	RB	Coral Springs, FL
Jerome Rice	1988, 90	LB	Spartanburg, SC
Mike Rice	1984-86	OT	Stafford, VA
Bob Richards	1973-75	DB	Atlanta, GA
H.J. Richardson	1888-89		Chesterfield, SC
Don Richardson	1984	DL	Columbia, SC
David Richmond	1981-83	WR	Greensboro, NC
Robert Richter	2003	WR	Naples, FL
Riddick	1910	FB	Scotland Neck, NC
Oscar Riddick	1889	HB	Asheville, NC
William Riddick	1912, 14-15		Buncombe County, NC
W.S. "Bill" Riley	1924-26	E	Albany, GA
Mike Rinfrette	2006-09	FB	Bunn, NC
Jim Ringgold	1938-40	FB	Howard Park, MD
Chip Rives	1984-87	RB	Fairfax, VA
Fred Robbins	1996-99	DT	Pensacola, FL
Jaquarii Roberson	2018	WR	Murfreesboro, NC
Roy Roberts	1936		Asheville, NC
Scott Roberts	1983-86	LB	Asheville, NC
Shorty Robertson	1943	B	
Ulysees Robertson	1990, 92	DB	Ft. Lauderdale, FL
Robinson	1910	E	Charlotte, NC
Bobby Robinson	1958-60	LH	Clinton, NC
Boo Robinson	2006-09	DT	Monroe, LA
Isaiah Robinson	2014-15, 2017	RB	Charlotte, NC
Jackie Robinson	1975-78	OT	Freeport, NY
Matt Robinson	2004-05, 07-08	DE	Cedartown, GA
Robley	1915		
Danny Rocco	1982-83	DB	Altoona, PA
Zeek Rodney	2015-18	DT	Rock Hill, SC
Allen Rogers	1973	LB	Winchester, VA
Ed Rogers	1934-36	G	Apex, NC
James Rogers	1933		
Larry Rogers	1975-76	DE	Elmwood Park, NJ
Tony Rogers	1987-90	TB	Wellford, SC
Walter Rogers	1937		
Stan Rolark	1976-78	RB	Capital Heights, MD
Chris Rolle	2001	P	Tampa, FL
Anthony Rook	2013	TE	Greenville, NC
V.S. "Doc" Ross	1933-34		
Howard W. Rothrock	1932-33		Winston-Salem, NC
Sammy Rothrock	1971-72	DB	Enfield, NC
Kreg Rothhoff	2003	C	Massillon, OH
George Rowe	1915		Fredericksburg, VA
James Royster	1976-78	DB	Oxford, NC
Ed Royston	1942, 1946-47	G	Baltimore, MD
Tony Rubino	1940-42	G	Elizabeth, PA
Bill Ruby	1959-61	RE	Hubbard, OH
Quan Rucker	2011-12	WR	Statesville, NC
Bill Ruffner	1979-81	SS	Greensburg, PA
Keenon Rush	2011	QB	Atlanta, GA
John Russell	2006-09	DT	Jacksonville, FL
Larry Russell	1969-71	QB	Newburyport, MA
Tripp Russell	2009-10	DE	Winston-Salem, NC
Whitey Russell	1932-33	HB	
Jim Ryan	1972	QB	Levittown, PA
Terence Ryan	1984-86	OLB	Bethesda, MD
Tim Ryan	1980-83	WR	Fairview Park, OH
S			
John Sabia	1974-76	TE	Lafayette Hill, PA
Nick Sacrinty	1943-46	HB	Reidsville, NC
Otis "Bo" Sacrinty	194, 45-47	RH	Reidsville, NC
Tim Salley	1980, 82-83	DE	Winston-Salem, NC
Joe Salsich	2001-04	OG	Annapolis, MD
William Salter	1963-64	RT	Ft. Lauderdale, FL
Ben Sankey	1996-99	QB	Chicago, IL
Fred Santangelo	1951-53	LT	Lynn, MA
Fran Sarro	1976	WR	Wilmington, DE
Savage	1916	E	
Myles Savage	1996-97	RB	Piscataway, NJ
R.R. Savage	1910-11	HB	Norfolk, VA

Don Sabia	1977	RB	Lafayette Hill, PA
Goryal Scales	2002-05	NT	Winston-Salem, NC
Greg Scales	1984-86	WR	Winston-Salem, NC
Lamont Scales	1989-92	DB	Ridgeway, VA
Francis "Guido" Scarton	1949-51	LH	Houston, PA
Bill Scheib	1966-68	RT	Leetsdale, PA
Chuck Schlegel	2012, 2014	CB	Sunbury, PA
Trey Schmidt	2004-07	WR	St. Petersburg, FL
Channing Schofield	2006-07	CB	Wagener, SC
Gary Schofield	1981-83	QB	Paoli, PA
Jim Schubert	1968-69	CB	Manchester, NH
Bill Schuchman	1982	OT	Oceanside, NY
Bill Schultz	1944	E	McKeesport, PA
Nick Sciba	2018	PK	Clover, SC
E.J. Scott	2014	WR	Ellicott City, MD
Jamie Scott	1999-02	LB	Concord, NC
Tony Scott	1982-85	LB	Lancaster, SC
Andy Seay	1979, 81-82	DB	Chelmsford, MA
Gene Sedberry	1933		
Zac Selmon	2004-07	TE	Norman, OK
Joe Sepic	1964-66	LH	York Run, PA
Cam Serigne	2014-17	TE	Ashburn, VA
Sam Settar	1996-99	OG	Marlton, NJ
Bob Shackelford	1943		Kinston, NC
Kelvin Shackelford	1996-99	DT	Farmville, NC
Montique Sharpe	1999-02	DT	Washington, DC
Shaw	1915-16		
Daryl Shaw	2000-03	CB	Bladenboro, NC
Rashawn Shaw	2015, 2017	DE	Fort Pierce, FL
Paul Shaw	1995-98	FB	Plant City, FL
Walter Shearer	1962-63	LG	Woodbury, NJ
Kim Sheek	1989-91	P	Greensboro, NC
Tim Sheff	1982	LB	Winston-Salem, NC
Scott Shelhamer	1989-92	LB	Lake Worth, FL
Bill Shendow	1961-62	RG	Winchester, VA
Newton Shepherd	1913		Weldon, NC
Porter Sheppard	1934-36		Gastonia, NC
Bill Sherrill	1943	B	
Robert Sherrord	1983-84	OL	Monroe, NC
Ron Shillinglaw	1965	WE	Blacksburg, SC
Ed Shinn	1931-32		
Bert Shore	1934-36	E	Charlotte, NC
R.B. Benny Shuford	1936		Arden, NC
Michael Siders	1990-91	C	Anderson, SC
Rick Sievers	1971-73	DB	Chicago, IL
Henry Sigmon	1973-74	DE	Newton, NC
Reid Sigmon	1995	PK	Hendersonville, NC
Barry Sikes	1976-77	C	High Point, NC
Walter Sikes	1889-92	G	
Eric Simmons	1988, 90	DB	Wytheville, VA
Jimmie Simmons	1984-87	LB	Wilmington, NC
Louie Simmons	1951-52	RE	Statesboro, GA
Mike Simmons	2004-07	LB	Ft. Lauderdale, FL
Robert Simmons	2002, 04-05	S	Hope Mills, NC
Terrell Simmons	1990	LB	Norfolk, VA
Walter Simmons	1999-01	DB	Savannah, GA
Kent Simon	1980-82	OLB	West Mifflin, PA
Jerome Simpkins	1993, 95	DL	Opa Locka, FL
Jake Simpson	2017-18	LB	Buford, GA
Walter Sims	1973-75	WR	Eden, NC
Terrence Singletery	1988-90	DB	Pompano Beach, FL
Randall Singleton	1981, 83-85	NG	Charleston, SC
Riley Skinner	2006-09	QB	Charlottesville, VA
Bill Skippon	1958-60	LH	Conneaut, OH
Leo Skodo	1943		
Pat Slenski	1981-82	OG	Simpsonville, SC
Ray Stone	1964-66	SE	Roanoke, VA
Dan Smadrig	1975-77	DB	Tallahassee, FL
Drew Small	1990-91	DE	Dallas, TX
Bruce Smathers	1956-58	LG	Canton, NC
Bob Smathers	1944	HB	Canton, NC
Ryan Smenda, Jr.	2018	LB	Orange Park, FL
Alphonso Smith	2005-08	CB	Pahokee, FL
Bill "Nub" Smith	1949-50	LH	Fayetteville, NC
Bill Smith	1944		Connellsville, PA
Bob Smith	1958-60	LT	Laurel Springs, NJ
Brad Smith	1996, 98-99	DE	Winston-Salem, NC
Cassiel Smith	2004	WR	Westwood, NJ
Chris Smith	1988-89	LB	Dallas, TX
David Smith	1966-67	FB	Atlanta, GA
Guy Smith	1943		
Ivey Smith	1967-68	RE	Farmville, NC
J.E. "Leaky" Smith	1931-33		Spencer, NC
James Smith	1977	OT	Jacksonville, NC
Jamil Smith	2003-06	DT	Black Mountain, NC
Jay Smith	1934-35	T	Spencer, NC
Keyshorn Smith	1997-99	DB	Lumberton, NC
Kevin Smith	2009-10	DE	Plano, TX
Kevin Smith	1990-93	OL	Gate City, VA
Kevin Smith	1996, 1999	LB	Laurinburg, NC
Mike Smith	1987-90	NG	Olney, MD

Rawling Smith	1973	RB	Scranton, PA
Roy Smith	1927, 29		Greensboro, NC
Sam Smith	1933		Greensboro, NC
Terry Smith	1986-89	NG	Barboursville, WV
Tom Smith	1977	WR	Bel Air, MD
Warren Smith	1985-87	DB	Winston-Salem, NC
Will Smith	2013-14	OL	Charlottesville, VA
Kai Snead	1994, 96-97	WR	Miami, FL
Norman Snead	1958-60	QB	Warwick, VA
George Sniscak	1948-49	RT	Lansford, PA
John Snow	1964-66	RT	Murphy, NC
Les Snyder	1962	RH	Louisville, KY
Alexis Sockwell	1992-95	DB	Salisbury, NC
D'Angelo Solomon	1994-97	DB	Decatur, GA
Mike Soltis	1953-54	C	McKeesport, PA
Kevin Sousa	2012-14	QB	Orlando, FL
Charles Souther	1936		
Frank Souza	2010-13	OG/DT	Ponte Vedra Beach, FL
Soweli	1889	RE	
R. Gerrod Sowers	1917		Linwood, NC
Larry Spencer	1950-52	RH	East Syracuse, NY
Martin Spessard	1944	T	Hagerstown, MD
Tom Spicer	1958	C	Massillon, OH
Kris Spilsbury	1976-77	DB	Chihuahua, Mexico
Wil Spires	1998	C	Mount Airy, NC
Mike Sprock	1947-48	FB	Ambridge, PA
Vernon Spruill	1937	G	Edenton, NC
James Sriaman	2018	WR	Raleigh, NC
Ted Stachitas	2009-11	QB	Ponte Vedra Beach, FL
Mark Stackhouse	1989-91	WR	Coral Springs, FL
Ben Stafford	1996-99	TE	Fort Lauderdale, FL
W.C. Roscoe Stainback	1937		Henderson, NC
L.T. Stallings			Tulton, GA
William Ed Stallings	1924-27	HB	Goldsboro, NC
Maddox Stamey	2013, 2015	FL	Rutherfordton, NC
John Stamper	2008-10	S	Winston-Salem, NC
George Stamps	1942		Richmond, VA
Howard Stanback	1967-68	C	Durham, NC
Bill Starford	1941-43	C	Grafton, WV
Fred Staton	2000-01	RB	Charlotte, NC
Jim Staton	1949-50	LT	Greensboro, NC
William Staton	1936		Mt. Ulla, NC
Wes Stauffer	1984	WR	New Canaan, CT
Roderick Stephen	1999-02	DE	Colonial Heights, VA
Edwin Stern	1934-35		Philadelphia, PA
Ed Stetz	1969-71	LB	Johnstown, PA
Chris Stewart	2015-16	DL	Petal, MS
Randy Stits	1973-74	DB	Manhattan Beach, CA
Howard Stogner	1937		
Stuart Stogner	1983-84	LB	Knoxville, TN
John Stone	1998-01	WR	Somers Point, NJ
Ed Stowers	1952-54	LE	Norfolk, VA
Kharim Strayhorn	1990	OL	Virginia Beach, VA
Mike Strazzeri	1994-95	PK/P	East Islip, NY
Josh Strickland	2010, 2012	S	Winston-Salem, NC
Oliver Stringfield	1910-13	E	Madison, NC
Justin Strnad	2016-18	LB	Palm Harbor, FL
Dan Stroup	1972-73	TE	Cherryville, NC
Tom H. Stuetzer	1993-96	DB	Dunwoody, GA
Tom N. Stuetzer	1965-67	SE	Wakefield, MA
Cori Stukes	2002-04	LB	Wilmington, NC
Zach Stukes	2004-07	DT	Marietta, GA
Bobby Stutts	1949-51	FB	Graham, NC
Terrence Suber	1993-95, 97	DB	Baltimore, MD
Carson Sublett	1979-80	DE	Greensboro, NC
Joel Suggs	2013, 2015	OL	Sophia, NC
Taleni Suhren	2017-18	OL	Charlotte, NC
Colin Summers	2011-12	OG	Raleigh, NC
Freddie Summers	1967-68	QB	Dorchester, MA
Sage Surratt	2018	WR	Lincolnton, NC
Khiry Sutton	2011	RB	Winston-Salem, NC
Pat Swan	1932, 34	T	Boston, MA
Sam Swank	2005-08	P/PK	Jacksonville Beach, FL
Joe Swann	1934-36	T	Boston, MA
Riley Swanson	2003-06	CB	Fayetteville, GA
Scott Swanson	1988-89	OG	Parkersburg, WV
Tom Swatzel	1953, 56-57	LT	Hickory, NC
Karl Sweetan	1963	QB	Dallas, TX
John Swider	1979-81	DB	Jackson, NJ
Ernest "Stork" Swing	1931-34	E	Lexington, NC
Napoleon Sykes	2003-05	LB	Woodstock, MD
Paul G. Sykes	1924-26	FB	
T			
Bill Tabor	1959	RG	Logan, WV
Dominique Tate	2009, 2011	CB	Winston-Salem, NC
Ken Tatko	1980	DT	Endicott, NY
Will F. Tatum	1916-19		McColl, SC
D.J. Taylor	2018	LB	Belvidere, TN
James Taylor, Jr	1919-21	C	Rutherfordton, NC
Ja'Sir Taylor	2017-18	CB	Asbury Park, NJ

LETTERWINNERS

Marquis Taylor	1995	LB	Delray Beach, FL
Rufus Taylor	1996, 98-99	DT	Lakeland, FL
Semmajh Taylor	1990, 92-94	DT	Delray Beach, FL
Vernon W. "Burt" Taylor	1931, 33		Oxford, NC
Vince Taylor	1933		
Wendell Taylor	1991	LB	Richmond, VA
Larry Tearry	1974-77	OL	Fayetteville, NC
Jim Tejeck	1961-63	DE	Berwyn, IL
Jon Temple	2006	PK	Durham, NC
John Tereshinski	2004-07	TE	Athens, GA
A'lique Terry	2014, 2016-17	C	Hialeah, FL
Brandon Terry	2011-14	WR	Alpharetta, GA
Jack Tesh	1959-61	FB	Newport News, VA
Joe Theriault	1967, 70-71	OT	Nashua, NH
Alaric Thieshen	1998-99	OT	Brooksville, FL
Greg Thomas	1987	DB	Henderson, NC
Norris Thomas	1972	DB	Winston-Salem, NC
Ray Thomas	1999-02	TE	Hamilton, Ontario
Larry Thomason	1962	FB	Salisbury, NC
Frank Thompson	1956-58	OL	Chadbourn, NC
Jeremy Thompson	2004-07	DE	Charlotte, NC
Patrick Thompson	2011-13	QB	Ashburn, VA
Rudy Thompson	1989-92	DL	Baltimore, MD
Zach Thompson	2010-13	DE	Ashburn, VA
Henderson Threatt	1980-82	DB	Charlotte, NC
Reggie Tice	1976-77	DB	High Point, NC
Lou Tilley	1973-75	DE	Philadelphia, PA
Tom Tingle	1938-39	G	Birmingham, AL
Masanori Toguchi	1999-02	OG	Charlotte, NC
Wade Tollison	1990-92	PK	Augusta, GA
Zach Tom	2018	C	Prairieville, LA
Tom Tony	1973	LB	New Castle, PA
Charles Topping	1954-55	C	Littleton, NC
Robert Torney	1932-33		
Jack Towell	1935-36		Mooresville, NC
Dick Travaglino	1955	HB	Baltimore, MD
Tim Tremblay	1973-74	OG	Santa Barbara, CA
Tony Trentini	1952-55	G	Everett, MA
Joel Triplett	1979-81	LB	Jonesville, NC
Les Tripp	1980	OG	Hialeah, FL
Steve Truitt	1978-80	C	Gaithersburg, MD
Louis Trunzo	1938-40	G	Apollo, PA
Jyles Tucker	2003-06	DL	Dover, NJ
Aubrey Turbeville	1973-74	LB	Atlanta, GA
Turner	1915		
Gary Turner	1988	P	Winston-Salem, NC
Jim Turner	1952-54	G	Bassett, VA
Reuben Turner	1976-77	NG	Atlanta, GA
Don Tye	1962	RT	Americus, GA
Carl Tyner	1914		Robeson, NC

U			
Mark Usdin	1980	K	Jacksonville, FL
Phil Utley	1910-11	QB	Raleigh, NC

V			
Steve Vallos	2003-06	OT	Boardman, OH
Ted Van Hyfte	1991-92	LB	Annawan, IL
Steve Vance	1977-79	DE	Jamestown, NC
Bill Vanden Dries	1938-40	E	Brooklyn, NY
George Vasco	1943	B	
Kelly Vaughan	1985-88	DT	Rainelle, WV
Steve Vaughan	1993-94	DL	Rainelle, WV
Chip Vaughn	2005-08	S	Fairfax, VA
Bob Ventresca	1976-79	FB	Doylestown, PA
Jay Venuto	1979-80	QB	Salem, NJ
Lee Vernon	1982	OT	Martinsville, VA
Charlie Viana	1977	DB	Lynbrook, NY
Gerry Vick	1977	TE	Miami, FL
M.R. Vickers	1926-28	B	Stern, NC
Dexter Victor	1985-87	WR	South Miami, FL
Mark Viola	1953-55	G	Hackensack, NJ
Daniel Vogelsang	2011-13	DE	Versailles, KY
Terry Vogler	1980	LB	Winston-Salem, NC
Nick Vrhovac	1969-71	C	Brownsville, PA

W			
Chuck Wade	2015-18	WR/DB	Jacksonville, FL
Glen "Choppy" Wagner	1934-37	E	Bristol, VA
Joe Wagner	1987-88	DL	Philadelphia, PA
Spencer Wagner	1995	DB	Lauder Hill, FL
Ted Waite	1969-71	OG	Canton, MA
Paul Waivers	1938-40	E	Keyport, NJ
Ed Walker	1976-77	LB	Kittanning, PA
Joe Walker	1985-87	DB	Rocky Mount, NC
Manny Walker	2018	DE	Holly Hill, SC
Mickey Walker	1961-62	QB	Mebane, NC
Carroll Wall	1944	QB	Lexington, NC
Zeno Wall	1932-33	QB	Shelby, NC
Brian Walls	1998	OL	Philadelphia, PA
David Walters	2001-02	OG	Marlton, NJ

James Ward	2012-13, 2015	CB	DeLand, FL
Earl Ware	1952-53	LE	Reidsville, NC
Harold Warren	1934-36	B	
Josh Warren	2000-03	TE	Big Stone Gap, VA
Zachary Wary	2015	LB	Rogers, AR
Gerard Washco	1944	T	Nanticoke, PA
C.J. Washington	2008-10	DB	Winston-Salem, NC
Scotty Washington	2016-18	WR	Washington, DC
Brad Watson	2013-16	CB	Round Rock, TX
Rob Watson	1987-88	OG	Greenwood, SC
Tyler Watson	2017-18	OL	Roswell, GA
Tony Watt	1985-88	C	Seneca, SC
Doug Weaver	2008-11	OL	Roxboro, NC
John Weaver	1936-37	E	Santa Rosa, TX
Mike Weaver	2014-17	PK	Pine City, NY
E.Y. Webb	1892	T	
J.E. "Elsie" Webb	1930-31	T	Richmond Cty, NC
Raney Webb	1938	G	Macclesfield, NC
Bill Webb	1942	T	Tarboro, NC
David Webber	1978-79, 81	QB	Oak Ridge, TN
Richard 'Bud' Wedel	1945-47	LG	Fort Pierce, FL
Hal Weir	1927	G	Asheville, NC
Weldon Weir	1927	E	Asheville, NC
Wayne Welborn	1962-64	LH	Wake Forest, NC
Fred Welch	1940	QB	Greensboro, NC
Don Wells	1942	E	Fort Pierce, FL
Wendell Wells	1991-92	RB	Hamlet, NC
Keith West	1990-92	QB	Sumter, SC
Peter Westerhoff	1920-21	E	Midland Park, NJ
Charles Whetstone	1944	T	Morganton, NC
Tom Whims	1953-55	E	Atlantic City, NJ
Dick Whisnant	1936		
White	1924	B	
Alan White	1959-61	RH	Elm City, NC
Brad White	2002-04	LB	Portsmouth, RI
Chuck White	1967-69	FB	Haverhill, MA
Dan White	1967-68	OLB	Charlotte, NC
Danny White	1975	DT	Phoenix, AZ
Foy White	1983-85	QB	Charlotte, NC
Joe White	1953-54	QB	Charlotte, NC
John E. White	1889	QB	
Kyle White	1985-87	DB	Burlington, NC
Rick White	1966-68	SE	Naperville, IL
Sidney White	1913		Elizabeth City, NC
Tyrek White	2001	RB	Olin, NC
Clyde Whitener	1941-42	HB	Morganton, NC
George Whitner	1943	B	
Sam Whiteside	1929		Uree, NC
David Whitley	1986-87	LB	Spartanburg, SC
Nikita Whitlock	2010-13	DT	Wylie, TX
David Wiatr	1975	DB	Norridge, IL
Kevin Wiczorek	1982-85	TE	East Northport, NY
Kyle Wilber	2008-11	DE	Apopka, FL
Clinton Wilburn	1996-98	DT	Oklahoma City, OK
Gary Willard	1967-68	OLB	Yadkinville, NC
Alex Williams	1973	DT	Maiden, NC
Anthony Williams	1988-91	RB	Greer, SC
Anthony Williams	2007-09	FB	Jacksonville, NC
Bo Williams	1965-66	LB-C	Perrine, FL
Bob Williams	1977	NG	Springfield, VA
Craven Williams	1961	FB	Monroe, NC
Dion Williams	2000, 02-03	LB	Stone Mountain, GA
Ed Williams	1929-31	T	
Garrick Williams	2010-12	OL	Columbia, MO
Hunter Williams	2012-15	OLB	Wake Forest, NC
Ira Williams	1998-01	WR	Montclair, NJ
Jabez Williams	1917		Wingate, NC
Jaboree Williams	2014-17	LB	Deerfield Beach, FL
Ja Cquez Williams	2017-18	LB	Hinesville, GA
Jay Williams	1990-93	DT	Washington, DC
Jeremiah Williams	1990, 92, 94	TB	Clinton, NC
Jimmy Williams	1959-61	LT	Durham, NC
Jonathan Williams	2013-15	WR	Atlanta, GA
Jordan Williams	2007-09	WR	Jacksonville, NC
Luther C. Williams	1911-13	G	Orange County, NC
Marcus Williams	2007	CB	Stockbridge, GA
Mark Williams	1989-90	C	Hurst, TX
Marshall Williams	2008-10	WR	Durham, NC
Michael Williams	2008-09	CB	Melbourne, FL
Quintin Williams	2000-03	FS	Goldsboro, NC
Scott Williams	1991-93	DE	Doraville, GA
Tarence Williams	1999-02	RB	Wilmington, NC
Tony Williams	1982	LB	Charlottesville, VA
Tyler Williams	2018	DL	West Palm Beach, FL
B.F. Williamson	1892		
Bennett Williamson	1959-61	RG	Clarkton, NC
Airyng Willis	2012	WR	High Point, NC
Antonio Wilson	2005-08	LB	Pahokee, FL
Chase Wilson	2014	LS	Mooresville, NC
Chris Wilson	1994	P	Jacksonville, FL
C.W. Wilson	1892	T	

Duncan Wilson	1931-33	HB	
Garrett Wilson	2015-17	LS	Sanford, NC
Jon Wilson	1965-66	QB	S. Milwaukee, WI
Gary Winrow	1969-70	SE	Naperville, IL
George Wirtz	1936-37	QB	Princeton, IN
Mike Wisner	1977-80	DE	Philadelphia, PA
Matt Wisnosky	2002-04	PK	Moorestown, NJ
Geoff Wissing	2009	DB	Marietta, GA
Wayne Wolff	1958-60	LT	Greensburg, PA
John Wolford	2014-17	QB	Jacksonville, FL
Brian Wolverton	1996-99	OG	Winston-Salem, NC
Anthony Wooding	2013-14	S	Folkston, GA
Randy Woodle	1974-76	LB	Winston-Salem, NC
Matt Woodief	2007-10	LB	Catawba, NC
Travo Woods	2006	RB	Altamonte Spgs, FL
Eddie Woolbert	1937-38	E	Pleasantville, NJ
Ben Wooster	2006-09	TE	Atlanta, GA
Eric Workman	1994	OL	Bluefield, VA
Dezmond Wortham	2014-16	RB	Frisco, TX
Carrol Worthington	1944	E	Baltimore, MD
Brian Woychik	2003	OG	Poland, OH
Andrew Wright	2008	K	Madison, MS
Wayne Wright	1998	DB	Amherst, NY
Will Wright	2009	DE	Wilmington, NC
Roman Wszelaki	1968-69	LE	So. Milwaukee, WI
Alex Wulfeck	2010-12	P	Orange Park, FL

Y			
Willie Yarbary	2015-18	DT	Augusta, GA
Tony Yarnall	1993-96	OL	Brookhaven, PA
Eddie Yarnell	1977-79, 81	DE	Spring Lake, NC
Jack Yates	2003	LS/LB	Chadbourn, NC
Jack Yeoman	1944	T	Princeton, NJ
Andy Young	1978	DT	Oxon Hill, MD
Anthony Young	2000-03	QB/WR	North Augusta, SC
Mark Young	1986-88	TB	Belmont, NC
Marvin Young	1983-85	RB	Hickory, NC

Z			
David Zadel	1994-97	LB	Cohasset, MA
Frank Zakim	1940-41	G	Hendersonville, NC
John Zalucki	1981	OL	Warrington, PA
John Zeglinski	1974-77	DB	Philadelphia, PA
Joe Zelenka	1995-98	TE	Berea, OH
Zac Ziegler	1999	P	Colorado Springs, CO
Charles "Jew" Zimmerman	1925-27, 29	T	Asheville, NC
Jimmy Zrakas	1949-52	C	Wilson, NC
Al Zyskowski	1975-76	WR	Grand Rapids, MI

Current Student-Athletes in Bold

POSTSEASON GAMES



1946 GATOR BOWL January 1, 1946 • Jacksonville, FL

WF 26 **SC 14**

Wake Forest's first-ever postseason appearance came in the inaugural Gator Bowl in Jacksonville, Fla., and Coach Peahead Walker's squad made that initial bowl trip a successful one, defeating South Carolina, 26-14. A crowd of more than 10,000 fans was on hand to witness the rematch between the two future ACC members who had played to a 13-13 tie earlier in the season. This time Wake took control at the outset, capping its opening possession with a three-yard run by Nick Sacrinty. A missed extra-point, however, resulted in the Gamecocks taking a 7-6 lead with the only score of the second quarter.

The Deacs regained the lead and took control in the second half behind their bruising ground attack. Rock Brinkley finished off two time-consuming drives with short TD runs of five and four yards, then Bob Smathers clinched the verdict with a 20-yard run on a reverse. The 378 yards rushing in the game stood as a Wake Forest single game record for 22 years. The victory culminated a dramatic turnaround season that had started with three straight losses but ended at 5-3-1.

Scoring Summary	1	2	3	4	Total
South Carolina	0	7	0	7	14
Wake Forest	6	0	6	14	26

Team Statistics	USC	WFU
First Downs	7	24
Total Offense	157	396
Yards Rushing	88	378
Yards Passing	69	18
Passing (Comp-Att-Int)	4-11-1	1-6-2
Penalties-Yards	1-5	8-70
Fumbles-Lost	3-1	3-1

Nick Sacrinty scored the first touchdown in Gator Bowl history.



1949 DIXIE BOWL January 1, 1949 • Birmingham, AL

Baylor 20 **WF 7**

Three years after competing in the first Gator Bowl, the Demon Deacons were invited to Birmingham, Ala., to compete in the second -- and last -- Dixie Bowl. Unlike that postseason experience, though, this venture proved unfulfilling from a won-lost standpoint as Wake Forest dropped a hard-fought 20-7 contest to Baylor in what was frequently referred to at the time as the "Battle of the Baptists."

A crowd of over 20,000 was in attendance as Baylor jumped out to a 20-0 lead with three touchdowns in the first half, two coming on lengthy drives, the third following a long pass interception. The Deacs of Coach Peahead Walker refused to quit, however, and rallied to pull within striking distance on a TD by Mike Sprock in the third period after recovering a Baylor fumble. Wake went on to control most of the game and held the advantage statistically overall (six more first downs, 63 more yards in total offense), but never could reach paydirt again. The contest marked the first time that a Wake Forest football team had played in a January bowl game. The Demon Deacons finished the season with a 6-4 record.

Scoring Summary	1	2	3	4	Total
Wake Forest	0	0	7	0	7
Baylor	6	14	0	0	20

Team Statistics	BAY	WFU
First Downs	11	17
Total Offense	214	277
Yards Rushing	138	191
Yards Passing	76	86
Passing (Comp-Att-Int)	6-15-0	10-24-2
Yards Penalized	50	70
Fumbles-Lost	3	2

Peahead Walker coached the Deacs to the Gator and Dixie Bowls.

POSTSEASON GAMES



1979 TANGERINE BOWL December 22, 1979 • Orlando, FL

 **34**  **10**

After a 30-year absence from the bowl scene, Wake Forest completed one of the most surprising stories in college football in 1979 with a visit to the Tangerine Bowl in Orlando, Fla. The Demon Deacons earned that trip and a pairing against an emotional LSU squad, playing its final game under veteran coach Charlie McClendon by compiling an 8-3 regular season mark and attaining a national ranking in the top 20.


The Tigers seized the momentum early with touchdown drives on their first two possessions. Wake Forest, meanwhile, was struggling offensively and committed three turnovers before Phil Venuto made the score 24-3 with a field goal as the first half ended.

Coach John Mackovic's Deacs came back to play much better after intermission, taking the second half kickoff and scoring their lone TD of the night on an eight-play drive that ended with a 34-yard pass from Jay Venuto to Wayne Baumgardner. Two other drives into LSU territory were halted, though, and the SEC power eventually built its advantage with 10 more points in the final period.

Scoring Summary	1	2	3	4	Total
Wake Forest	0	3	7	0	10
LSU	14	10	0	10	34

Team Statistics	LSU	WFU
First Downs	24	16
Total Offense	496	263
Yards Rushing	223	30
Yards Passing	273	233
Passing (Comp-Att-Int)	16-26-1	15-30-4
Penalties-Yards	6-44	4-30
Fumbles-Lost	2-2	4-1

Top Individuals		
Rushing	(WFU)	McDougald 15-54
	(LSU)	Woodley 10-68-1td
Passing	(WFU)	Venuto 20-10-165-1td-3int
	(LSU)	Woodley 19-11-199-1td-1int
Receiving	(WFU)	Baumgardner 6-128-1td
	(LSU)	Murphree 5-60-1td



1992 INDEPENDENCE BOWL December 31, 1992 • Shreveport, LA

 **39**  **35**

Wake Forest staged a stirring second half rally for a 39-35 victory over Oregon before 31,337 fans and a national television audience on ESPN, concluding a stunning year in appropriate fashion. The Deacons had been 1-3 in September until reeling off six straight wins to climb into the national polls for the first time in 13 years and capture the imagination of college football followers everywhere.


Oregon held the upper hand early, taking advantage of four first-half turnovers to build a 22-10 halftime lead, then adding another TD late in the third period that left the Deacs trailing, 29-10, with less than 20 minutes remaining in the game. Ned Moultrie scored on a short run, then Todd Dixon, who was named the game's Most Outstanding Player, exploded with TD receptions of 30 and 61 yards in less than four minutes to give his team a 31-29 edge that it would never relinquish. John Leach, who ran for 116 yards, added what proved to be the deciding score later in the final quarter. Dixon finished with five receptions

for 166 yards and two TDs, while veteran coach Bill Dooley completed his outstanding career with victory No. 162.


Scoring Summary	1	2	3	4	Total
Wake Forest	7	3	14	15	39
Oregon	13	9	7	6	35

Team Statistics	Oregon	WFU
First Downs	23	18
Total Offense	339	516
Yards Rushing	112	193
Yards Passing	227	323
Passing (Comp-Att-Int)	24-40-1	15-27-3
Penalties-Yards	6-55	11-108
Fumbles-Lost	0-0	3-3

Top Individuals		
Rushing	(WFU)	Leach 21-123-2td
	(ORE)	Burwell 11-57-1td
Passing	(WFU)	West 27-15-262-1td-3int
	(ORE)	O'Neil 40-24-227-2td-1int
Receiving	(WFU)	Dixon 5-166-2td
	(ORE)	Harris 6-74-1td



POSTSEASON GAMES



1999 ALOHA BOWL

December 25, 1999 • Honolulu, HI

WF 23 3

A Wake Forest team anchored by 26 seniors earned the first winning season and first bowl bid in head coach Jim Caldwell's tenure. That veteran leadership helped the Deacs to an impressive 23-3 win over Arizona State in the nationally-televised Jeep Aloha Bowl on Christmas Day.

Both teams got off to a slow start offensively, and the score was tied 3-3 at intermission. The Deacs got rolling in the second half, however, blanking ASU 20-0. After another field goal, Wake broke the game open as quarterback Ben Sankey hit Coach's son, Jimmy Caldwell, across the middle, and Caldwell scampered 56 yards into the endzone. The Sun Devils managed just 42 yards of offense after that point, as Morgan Kane's 1-yard TD leap and Matt Burdick's third field goal provided the final margin.


Sankey earned Bowl MVP honors, passing for 188 yards and rushing for 56.

The Deacon defense was stifling, holding the Sun Devils to just 164 yards of total offense. Adrian Duncan led the defense with eight tackles and a sack, while Fred Robbins collected three sacks.

Scoring Summary	1	2	3	4	Total
Wake Forest	3	0	10	10	23
Arizona State	0	3	0	0	3

Team Statistics	WFU	ASU
First Downs	11	15
Total Offense	164	350
Yards Rushing	94	162
Yards Passing	70	188
Passing (Comp-Att-Int)	15-26-0	13-22-1
Penalties-Yards	3-21	1-15
Fumbles-Lost	3-2	0-0

Top Individuals		
Rushing	(WFU)	Kane 20-89-1td
	(ASU)	Redmond 17-93
Passing	(WFU)	Sankey 22-13-188-1td-1int
	(ASU)	Goodman 16-10-42
Receiving	(WFU)	Deese 3-38
	(ASU)	Heap 5-39



2002 SEATTLE BOWL

December 30, 2002 • Seattle, WA

WF 38 17

In his last game at WFU, James MacPherson passed for a season-high 241 yards and two touchdowns as the Deacons beat Oregon 38-17 in the Seattle Bowl.

MacPherson, who also ran for a score, hit Jason Anderson with TD tosses of 57 and 63 yards to earn MVP honors. Wake Forest (7-6) finished with a winning record for the second straight year. The Deacons last had consecutive winning seasons in 1987-88.

The second annual Seattle Bowl marked the first meeting between the Ducks and Demon Deacons since Dec. 31, 1992 in the Independence Bowl in Shreveport, La. Wake Forest also won that game, 39-35.

Entering the game, Wake Forest was ranked eighth nationally in rushing offense, averaging 239.9 yards a game. The Deacs ran for 256 against Oregon, even with their early emphasis passing.

The Ducks opened the game with a 45-yard field goal, but Wake Forest answered with a seven-play, 65-yard drive, topped by Ovie Mughelli's one-yard touchdown run.

MacPherson found Anderson for a 57-yard scoring pass early in the second quarter to push Wake's lead to 14-3. MacPherson also added a one-yard touchdown dash just before halftime.

MacPherson, who had just six touchdown passes going into the game, closed the third quarter with his 63-yard touchdown pass to Anderson. Chris Barclay added a 12-yard TD run late in the game for the final margin. Anderson caught three passes for a career-best 157 yards.


Scoring Summary	1	2	3	4	Total
Wake Forest	7	14	10	7	38
Oregon	3	7	7	0	17

Team Statistics	ORE	WFU
First Downs	13	23
Total Offense	290	497
Yards Rushing	129	256
Yards Passing	165	241
Passing (C-A-I)	41-20-0	16-9-0
Penalties-Yards	2-10	3-15
Fumbles-Lost	1-1	3-0

Top Individuals		
Rushing	(WFU)	Barclay 19-82-1td
	(ORE)	Smith 18-62
Passing	(WFU)	MacPherson 9-16-241-2td
	(ORE)	Clemens 19-31-161-1td
Receiving	(WFU)	Anderson 3-157-2td
	(ORE)	Howry 5-50



POSTSEASON GAMES



2006 ACC CHAMPIONSHIP GAME

December 2, 2006 • Jacksonville, FL

WF 9 GT 6

JACKSONVILLE, Fla. (AP) — Wake Forest’s defensive players huddled near the sideline, pushing and shoving, yelling and screaming and jumping.

They were trailing 6-3 and ready to do something about it. Riley Swanson did.

Swanson intercepted a pass from Georgia Tech quarterback Reggie Ball on the next play, sparking a comeback that gave Wake its first ACC championship in 36 years.

Riley Skinner followed Swanson’s pick with long completions on consecutive drives, setting up game MVP Sam Swank’s final two field goals that gave No. 16 Wake Forest a 9-6 victory over 23rd-ranked Georgia Tech in the ACC title game.


Skinner, who grew up in Jacksonville, finished 14-for-25 for 201 yards in his homecoming —and may have had the biggest cheering section in the stadium. He was sacked four times, but he came up big when the Demon Deacons needed it most.

He hooked up with John Tereshinski for a 39-yard gain on third-and-10, setting up Swank’s second field goal, a 33-yarder with 8:27 to play. On the next possession, Skinner found Willie Idlette down the middle for a 45-yard gain, setting up a 22-yarder that turned out to be the game-winner.

Scoring Summary	1	2	3	4	Total
Wake Forest	0	3	0	6	9
Georgia Tech	3	0	0	3	6

Team Statistics	WFU	GT
First Downs	16	18
Net Yards Rushing	91	143
Net Yards Passing	201	129
Passes Attempted	25	29
Passes Completed	14	9
Total Net Yards	292	272
Turnovers	0	2
Possession	34:12	25:48

Top Individuals		
Rushing	(WFU)	Moore 16-38
	(GT)	Choice 21-100
Passing	(WFU)	Skinner 14-25-201
	(GT)	Ball 9-29-129
Receiving	(WFU)	Idlette 3-73
	(GT)	C. Johnson 8-117



2007 FEDEX ORANGE BOWL

January 2, 2007 • Miami, FL

 **24** **WF 13**

MIAMI, Fla. (AP) — Wake Forest finally ran out of magic.

All season long, the Deacons demonstrated an ability to conjure improbable victories in difficult situations, becoming the Cinderella of this year’s Bowl Championship Series. But when they needed one final spark — in the biggest game of the year — they came up short. No. 15 Wake Forest lost 24-13 to No. 5 Louisville in the Orange Bowl in the Deacons’ first BCS appearance. And for a team which made its name on winning the close games, losing one to end the season was tough to take.


The Deacons (11-3) entered as 10-point underdogs, and did an effective job of keeping Louisville quarterback Brian Brohm in check during the first half, holding him to 7-of-13 passing for 79 yards at halftime.

For a while, the redshirt freshman Skinner outdueled his higher-profile counterpart by completing 14 of his first 17 passes for 199 yards. His 30-yard touchdown pass to Nate Morton tied it at 10 early in the third quarter.


Scoring Summary	1	2	3	4	Total
Louisville	0	10	0	14	24
Wake Forest	0	3	7	3	13

Team Statistics	WFU	LOU
First Downs	18	23
Rushing Attempts	29	37
Net Yards Rushing	111	125
Net Yards Passing	271	332
Passes Attempted	33	35
Passes Completed	21	25
Had Intercepted	1	0
Total Net Yards	382	457
Fumbles-Lost	2-2	3-2
Punts-Average	5-38.6	4-34.0
Possession	27:36	32:24

Top Individuals		
Rushing	(WFU)	Moore 12-73
	(LOU)	Smith 16-82
Passing	(WFU)	Skinner 21-33-271
	(LOU)	Brohm 23-34-311
Receiving	(WFU)	Idlette 6-91
	(LOU)	Douglas 10-165



POSTSEASON GAMES



2007 MEINEKE CAR CARE BOWL

December 29, 2007 • Charlotte, NC

WF 24  10

CHARLOTTE, N.C. (AP) — Behind do-it-all receiver Kenneth Moore and a swarming defense full of big plays, Wake Forest rallied to beat fellow upstart Connecticut 24-10 in the Meineke Car Care Bowl.

The Demon Deacons had to come from behind to do it, reeling off the final 24 points after falling behind 10-0 at halftime against the Huskies, who were playing in only their second bowl game.

"We're not about losing anymore," Wake Forest cornerback Alphonso Smith said. "We're not about coming close or competing in a game."

Riley Skinner completed 29 of 38 passes for 268 yards, one touchdown and two interceptions, and ACC rookie of the year Josh Adams rushed for 81 yards and a score.

Linebacker Stanley Arnoux highlighted a series of big plays for Wake Forest with an interception and two fourth-down stops.


"Stanley Arnoux is one of those guys nobody talks about, but he might be our best defensive player," Grobe said.

Skinner put the Deacons ahead late in the third quarter by floating a pass to the left corner of the end zone for tight end John Tereshinski for a 20-yard TD.

Scoring Summary	1	2	3	4	Total
Connecticut	7	3	0	0	10
Wake Forest	0	0	14	10	24

Team Statistics	UC	WFU
First Downs	9	23
Net Yards Rushing	115	144
Net Yards Passing	98	268
Passes Attempted	29	38
Passes Completed	13	29
Total Net Yards	213	412
Turnovers	1	2
Possession	25:09	34:51

Top Individuals		
Rushing	(WFU)	Adams 19-66
	(UC)	Brown 13-72
Passing	(WFU)	Skinner 29-38-268
	(UC)	Lorenzen 13-26-98
Receiving	(WFU)	Moore 11-112
	(UC)	Kanuch 3-36



2008 EAGLEBANK BOWL

December 20, 2008 • Washington, DC

WF 29  19

WASHINGTON (AP) — Riley Skinner found a perfect way to obliterate the miserable memory of his painful performance against Navy earlier this season.

Skinner went 11-for-11 and threw the go-ahead touchdown pass to Ben Wooster with 7:52 left, leading Wake Forest to a 29-19 comeback victory over the Midshipmen in the inaugural EagleBank Bowl to open the 2008 bowl season. He finished with 166 yards passing and was named the game's Most Valuable Player.

It was a rematch of a September game played at Wake Forest, when Navy took advantage of five turnovers by Skinner--four interceptions and a fumble--to pull off a 24-17 upset.

Navy scored the first 17 points in that game, but Skinner didn't flinch, directing Wake Forest (8-5) to a touchdown in the final minute of the first half and opened the third quarter with a 73-yard drive that ended with a 5-yard run by Josh Adams for a 14-13 lead.

Navy (8-5) went back in front when Kaipo-Noa Kaheaku-Enhada scored on a 2-yard run with 12:30 to go, but Skinner went 4-for-4

for 69 yards in an 80-yard drive that ended with his 8-yard pass to Wooster. Skinner then hit Devon Brown in the back of the end zone for the conversion that made it 22-19.

Kevin Harris rushed for 136 yards in his first start since 2006, and Josh Adams scored two touchdowns for Wake Forest.

Senior cornerback Alphonso Smith set an ACC record with his 21st career interception.

Scoring Summary	1	2	3	4	Total
Wake Forest	0	7	7	15	29
Navy	10	3	0	6	19

Team Statistics	WFU	NAVY
First Downs	18	12
Rushing Attempts	48	48
Net Yards Rushing	239	221
Net Yards Passing	166	32
Passes Attempted	11	7
Passes Completed	11	2
Had Intercepted	0	1
Total Net Yards	405	253
Fumbles-Lost	2-1	2-1
Punts-Average	4-40.2	3-42.3
Possession	30:07	29:53

Top Individuals		
Rushing	(WFU)	Harris 24-142
	(NAVY)	Kaheaku-Enhada 15-91
Passing	(WFU)	Skinner 11-11-166
	(NAVY)	Kaheaku-Enhada 2-7-32
Receiving	(WFU)	Boldin 4-66
	(NAVY)	Barnes 2-32



POSTSEASON GAMES



2011 MUSIC CITY BOWL

December 30, 2011 • Nashville, Tenn.

 23  17

NASHVILLE, Tenn. — Mississippi State withstood a late Wake Forest rally to down the Demon Deacons 23-17 in the Franklin American Mortgage Music City Bowl at LP Field in Nashville.

The Deacons (6-7) fell victim to Mississippi State's (7-6) potent rushing attack as Vick Ballard ran for a career-high 180 yards and two touchdowns to head up the Bulldogs' 255 yards on the ground.

The loss overshadowed a career day for Wake Forest redshirt sophomore Michael Campanaro who caught 10 passes for 128 yards - both career highs.

After the Deacs had fallen behind by two scores in the fourth quarter, Jimmy Newman nailed a 46-yard field goal with 3:24 remaining in the game to cut the MSU lead to six points and Wake Forest followed by forcing a three and out to get the ball back. But Tanner Price fired incomplete on three straight passes to give the ball back to the Bulldogs, who were able to run out the clock and secure the victory.

Wake Forest forced four turnovers, its second-highest total of the season. Two of them came on interceptions by Duran Lowe, the first of his career, and Merrill Noel, along with fumble recoveries by Nikita Whitlock and Kenny Okoro to keep the Deacons within striking distance for the entire contest.

Scoring Summary	1	2	3	4	Total
Mississippi State	7	9	0	7	23
Wake Forest	7	0	7	3	17

Team Statistics	MSU	WFU
First Downs	14	21
Net Yards Rushing	253	63
Net Yards Passing	129	224
Passes Attempted	20	48
Passes Completed	12	26
Total Net Yards	382	287
Turnovers	4	0
Possession	24:10	35:50

Top Individuals	
Rushing	(MSU) Ballard 14-180 (WFU) Pendergrass 24-73
Passing	(MSU) Relf 12-19-129 (WFU) Price 24-46-214
Receiving	(MSU) Smith 5-47 (WFU) Campanaro 10-128



2016 MILITARY BOWL

December 27, 2016 • Annapolis, Md.

 34  26

ANNAPOLIS, Md. -- The Wake Forest football team jumped out to a 31-7 lead and held on to defeat No. 23-ranked Temple, 34-26, to claim the 2016 Military Bowl inside Navy-Marine Corps Memorial Stadium on Tuesday, Dec. 27. The victory was the Demon Deacons' first bowl win since 2008, and the first victory over a ranked team since 2011.

After the Owls (10-4) cut Wake Forest's (7-6) lead to 31-26 with 3:39 remaining, John Armstrong returned a kickoff 80 yards, leading to a Mike Weaver field goal with 1:59 left.

Temple returned the kickoff to its own 47-yard-line and completed a 9-yard pass, but the Deacons' defense held strong with a pass breakup by Thomas Brown and a tackle for loss by Duke Ejifor, then an incomplete pass for a turnover on downs. Wake Forest entered victory formation and twice took a knee to seal the win.

Brown was named the Military Bowl MVP for his efforts on defense. He tied for the team lead with seven tackles, also adding a sack, 2.5 TFLs and a forced fumble, helping the Deacons shut down the Owl rushing game, limited to -20 yards.

Scoring Summary	1	2	3	4	Total
Temple	7	3	10	6	26
Wake Forest	14	17	0	3	34

Team Statistics	TEM	WFU
First Downs	21	22
Rushing Attempts	23	43
Net Yards Rushing	-20	125
Net Yards Passing	396	243
Passes Attempted	49	29
Passes Completed	28	14
Had Intercepted	1	2
Total Net Yards	376	368
Fumbles-Lost	3-1	2-0
Possession	30:57	29:03

Top Individuals	
Rushing	(WFU) Carney 17-71 (TEM) Thomas 7-35
Passing	(WFU) Wolford 10-19-183 (TEM) Walker 28-49-396
Receiving	(WFU) Washington 5-57 (TEM) Bryant 11-151



POSTSEASON GAMES



2017 BELK BOWL December 29, 2017 • Charlotte, N.C.

WF 55 ATM 52

CHARLOTTE, N.C. -- Wake Forest and Texas A&M engaged in the most entertaining bowl game of the season as the Demon Deacons came away with a 55-52 win over the Aggies on Dec. 29 in the Belk Bowl at Bank of America Stadium.

The game was a back-and-forth affair all afternoon and wasn't settled until Wake Forest running back Matt Colburn scored on a one-yard run with just 2:18 to play. The Deacon defense then forced the Aggies into a fourth down incomplection with 28 seconds remaining to seal the win.


The contest featured five lead changes and over 1,200 yards of total offense. The two teams combined to set NCAA bowl game records for total offense plays (191) and pass completions (74) by both teams. Wake Forest was led by quarterback John Wolford who, in his final college game, completed 32 of 49 passes for 400 yards and four touchdowns. Colburn had 150 yards on 21 carries including an electric 66-yard run. Wide receiver Scotty Washington caught nine passes for 138 yards and a score while tight end Cam Serigne had a touchdown reception to go with nine catches and 112 yards receiving.

Linebacker Jaboree Williams led the Deacon defense with 11 tackles and an interception while safety Cam Glenn and linebacker Justin Strnad each had 10 tackles in the contest.

Scoring Summary	1	2	3	4	Total
Wake Forest	17	1	3	14	55
Texas A&M	14	14	14	10	52

Team Statistics	WFU	TAMU
First Downs	31	32
Rushing Attempts	48	31
Net Yards Rushing	246	115
Net Yards Passing	400	499
Passes Attempted	49	63
Passes Completed	32	42

Top Individuals		
Rushing	(WFU)	Colburn 21-150
	(TAMU)	T. Williams 7-65
Passing	(WFU)	Wolford 32-49-400
	(TAMU)	Starkel 42-63-499
Receiving	(WFU)	Washington 9-138
	(TAMU)	Kirk 13-189



2018 BIRMINGHAM BOWL December 22, 2018 • Birmingham, Ala.

WF 37 M 34

BIRMINGHAM, Ala. -- Jamie Newman engineered his second last-second comeback victory in four starts as Wake Forest won its third straight bowl game with a 37-34 victory over Memphis in the Jared Birmingham Bowl.

Memphis led 34-30 with 1:15 remaining in the game. The Deacons started their final drive of the day at their own 25 as Newman drove them to the one-yard line behind completions of 49 and 20 yards to senior Alex Bachman, the latter giving Wake Forest a first and goal at the Memphis one. Newman scored the final touchdown, his third of the game, on a one-yard run with 34 seconds left to play.

Wake Forest had to overcome a 28-10 deficit after the Tigers returned an interception and a kickoff for touchdowns in the second quarter.

The Deacons rallied, as they did all season, scoring 20 unanswered points to take a 30-28 lead late in the third quarter behind a pair of Newman touchdown runs of 1 and 17 yards.

Newman earned MVP honors while Bachman finished with seven receptions for a career-high 171 yards. Freshman Nick Sciba was perfect on three field goal attempts including a career-long of 49 yards and contributed 13 of Wake Forest's 37 points. Junior Justin Strnad led the defense with 11 tackles and senior Demetrius Kemp recorded Wake Forest's lone interception.

Scoring Summary	1	2	3	4	Total
Memphis	14	14	0	6	34
Wake Forest	7	17	6	7	37

Team Statistics	MEM	WFU
First Downs	22	26
Rushing Attempts	53	50
Net Yards Rushing	207	201
Net Yards Passing	171	328
Passes Attempted	29	40

Top Individuals		
Rushing	(WFU)	Newman 23-91
	(MEM)	Taylor 30-110
Passing	(WFU)	Newman 22-40-328
	(MEM)	White 15-27-171
Receiving	(WFU)	Bachman 7-171
	(MEM)	Coxie 6-70



SERIES RECORDS

Opponent	G	W-L-T	First	Last	Streak
Air Force	1	0-1-0	1998	1998	L1
Appalachian State	23	15-7-1	1975	2017	W2
Arizona State	1	1-0-0	1999	1999	W1
Army West Point	16	11-5-0	1945	2016	L1
Asheville Athletics	1	1-0-0	1892	1892	W1
Atlantic Christian	1	1-0-0	1922	1922	W1
Auburn	8	2-6-0	1958	1982	L1
Baltimore	1	1-0-0	1930	1930	W1
Baylor	6	1-5-0	1948	2009	L1
Boston College	26	10-14-2	1941	2018	L1
Boston University	2	2-0-0	1985	1986	W2
Camp Davis	2	1-1-0	1941	1943	L1
Carson-Newman	1	1-0-0	1932	1932	W1
Catawba	1	1-0-0	1929	1929	W1
Catholic	2	0-2-0	1932	1933	L2
Chattanooga	1	1-0-0	1946	1946	W1
Citadel, The	3	2-1-0	1910	1980	W2
Clemson	84	17-66-1	1933	2018	L10
Connecticut	3	2-1-0	2003	2007	W2
Davidson	30	11-15-4	1908	1972	W5
Delaware	2	2-0-0	1932	2016	W2
Duke	99	39-58-2	1889	2018	W1
Duquesne	3	3-0-0	1947	1949	W3
East Carolina	8	6-2-0	1963	2005	W5
Elon	11	10-0-1	1920	2015	W4
Emory & Henry	1	0-1-0	1934	1934	L1
Erskine	3	3-0-0	1931	1937	W3
Florence YMCA	1	1-0-0	1915	1915	W1
Florida	4	0-4-0	1923	1957	L4
Florida State	37	6-30-1	1956	2018	L7
Furman	18	7-11-0	1917	1977	W2
Gallaudet	2	1-1-0	1913	1915	W1
Gardner-Webb	2	2-0-0	2011	2014	W2
George Washington	12	9-3-0	1934	1954	W8
Georgetown	3	2-1-0	1946	1949	L1
Georgia	3	2-1-0	1943	1979	W2
Georgia Tech	31	8-23-0	1917	2017	L3
Greensboro AAB	1	0-1-0	1943	1943	L1
Guilford	12	11-0-1	1916	1934	W6
Hampden-Sydney	3	1-1-1	1917	1922	W1
High Point	1	1-0-0	1927	1927	W1
Horner Academy	2	2-0-0	1910	1912	W2
Houston	2	0-2-0	1967	1970	L2
Illinois State	1	1-0-0	1988	1988	W1
Indiana	2	1-1-0	2015	2016	W1
Kansas State	2	1-1-0	1975	1976	W1
Lenoir-Rhyne	1	1-0-0	1925	1925	W1
Liberty	2	2-0-0	2006	2012	W2
Louisiana State	3	0-3-0	1960	1979	L3
Louisville	6	2-4-0	2006*	2018	W2
Lynchburg	3	2-1-0	1922	1924	W2
Marshall	3	2-1-0	1939	1941	L1
Maryland	62	18-43-1	1917	2013	W1
Maryville	1	1-0-0	1909	1909	W1
Medical College of Virginia	1	0-1-0	1912	1912	L1
Memphis	5	3-2-0	1964	2018	W1
Mercer	4	2-2-0	1927	1930	W2
Michigan	2	0-2-0	1976	1988	L2
Minnesota	1	0-1-0	1968	1968	L2
Miami (Fla.)	11	3-8-0	1928	2013	L7

Opponent	G	W-L-T	First	Last	Streak
Mississippi	2	2-0-0	2006	2008	W2
Mississippi State	1	0-1-0	2011	2011	L1
Navy	12	7-5-0	1929	2010	L2
Nebraska	3	0-3-0	1970	2007	L3
Norfolk Blues	1	0-1-0	1910	1910	L1
North Carolina	106	35-69-2	1888	2015	L1
North Carolina A&T	1	1-0-0	2004	2004	W1
Northern Illinois	2	1-1-0	2001	2002	L1
NC Medical College	2	1-1-0	1909	1912	W1
NC Pre-Flight	1	1-0-0	1943	1943	W1
NC State	112	40-66-6	1895	2018	W2
Northwestern	4	2-2-0	1991	1997	W2
Notre Dame	5	0-5-0	2011	2018	L5
Oglethorpe	1	0-1-0	1931	1931	L1
Oklahoma	1	0-1-0	1974	1974	L1
Oregon	2	2-0-0	1992	2002	W2
Penn State	1	0-1-0	1974	1974	L1
Pitt	1	0-1-1	2018	2018	L1
Presbyterian	13	8-4-1	1926	2017	W8
Purdue	5	1-4-0	1968	2003	L1
Quantico Marines	1	0-1-0	1927	1927	L1
Randolph-Macon	1	1-0-0	1938	1938	W1
Rice	3	1-1-1	1989	2018	W1
Richmond	17	9-7-1	1889	1987	W4
Richmond Blues	1	1-0-0	1915	1915	W1
Roanoke	2	2-0-0	1911	1914	W2
Rutgers	2	2-0-0	1997	1999	W2
Sewanee Club (Va.)	1	1-0-0	1919	1919	W1
South Carolina	56	20-34-2	1909	1987	L7
Southern Methodist	3	0-3-0	1949	1975	L3
Stanford	2	1-1-0	2009	2010	L1
Syracuse	8	3-5-0	2006	2018	L1
Temple	2	1-1-0	1930	2016	W1
Tennessee	9	3-6-0	1892	1985	L4
Texas	1	0-1-0	1973	1973	L1
Texas A&M	1	1-0-0	2017	2017	W1
Texas Christian	1	0-1-0	1952	1952	L1
Texas Tech	2	0-2-0	1940	1941	L2
Towson	1	1-0-0	2018	2019	W1
Tulane	4	2-2-0	1959	2018	W2
Tulsa	3	3-0-0	1967	1989	W3
UAB	1	1-0-0	1999	1999	W1
ULM	2	0-2-0	2013	2014	L2
USS Franklin	3	2-1-0	1910	1914	W2
Utah State	2	1-1-0	2014	2017	W1
Vanderbilt	16	6-10-0	1964	2013	L3
Villanova	4	2-2-0	1952	1988	W1
Virginia	49	15-34-0	1889	2016	W3
Virginia Military	7	3-2-2	1892	1944	W3
Virginia Tech	37	12-24-1	1916	2014	W1
Warrenton Prep	3	3-0-0	1908	1911	W3
Washington & Lee	9	2-7-0	1892	1924	W1
West Virginia	2	0-2-0	1955	1957	L2
Western Carolina	3	3-0-0	1982	1991	W3
Western Maryland	2	1-1-0	1938	1939	W1
William Jewell	1	1-0-0	1940	1940	W1
William & Mary	20	10-9-1	1921	1985	W3
Wofford	7	6-0-1	1914	1937	W3

* The 2007 Louisville contest occurred during the 2006 season

SERIES RESULTS

BOSTON COLLEGE

Overall: BC leads, 14-10-2

All Games at WFU: 3-5
 Games at BB&T Field: 3-5
 All Games at BC: 7-9-1
 Games at Alumni Stadium: 4-5
 All Neutral site games: 0-0-1
 Dave Clawson vs. BC: 2-3
 Steve Addazio vs. WFU: 4-2
 Last WFU Win: 34-10 (9/9/17), at BC
 Last BC Win: 41-34 (9/13/18), at BB&T Field
 Last WFU win at BC: 34-10 (9/9/17)
 Last BC win at WFU: 41-34 (9/13/18)
 Current Streak: BC, 1
 Longest WFU Streak: 2 (1946-47; 2003-04; 2011-12)
 Longest BC Streak: 4 (2007-10)
 Largest WFU win: 24 in 2017
 Largest BC win: 27 in 1942

9/13/2018	L	H	34-41
9/9/2017	W	A	34-10
11/26/2016	L	H	14-17
10/10/2015	W	A	3-0
10/25/2014	L	H	17-23
9/6/2013	L	A	10-24
11/3/2012	W	H	28-14
10/1/2011	W	A	27-19
11/6/2010	L	H	13-23
9/26/2009	L	A	24-27 (ot)
11/22/2008	L	H	21-24
9/1/2007	L	A	28-38
11/4/2006	W	H	21-14
10/15/2005	L	A	30-35
9/25/2004	W	H	17-14
8/30/2003	W	A	32-28
11/7/1953	L	A ²	7-20
10/4/1952	T	N ¹	7-7
9/21/1951	W	A	20-6
9/22/1950	T	A	7-7
9/30/1949	L	A	7-13
9/24/1948	L	A	9-26
11/8/1947	W	A	14-13
9/27/1946	W	A	12-6
10/24/1942	L	A ²	0-27
11/8/1941	L	A	6-26

1 - Winston-Salem, NC
 2 - at Fenway Park

CLEMSON

Overall: Clemson leads, 66-17-1

All Games at WFU: 10-24-1
 Games at BB&T Field: 6-20-1
 All Games at Clemson: 7-38
 Games at Memorial Stadium: 7-33
 All Neutral site games: 0-4
 Dave Clawson vs. Clemson: 0-5
 Dabo Swinney vs. WFU: 10-0
 Last WFU Win: 12-7 (10/9/08), BB&T Field
 Last CU Win: 63-3 (10/6/18), at BB&T Field
 Last WFU win at Clemson: 29-19 (9/26/98)
 Last CU win at WFU: 63-3 (10/6/18)
 Current Streak: Clemson, 10
 Longest WFU Streak: 6 (1942-47)
 Longest CU Streak: 15 (1977-91)
 Largest WFU win: 29 in 1943
 Largest Clemson win: 60 in 2018

10/6/2018	L	H	3-63
10/7/2017	L	A	14-28

11/19/2016	L	H	13-35
11/21/2015	L	A	13-33
11/6/2014	L	H	20-34
9/28/2013	L	A	7-56
10/25/2012	L	H	13-42
11/12/2011	L	A	28-31
11/20/2010	L	H	10-30
10/17/2009	L	A	3-38
10/9/2008	W	H	12-7
11/10/2007	L	A	10-44
10/7/2006	L	H	17-27
10/1/2005	W	H	31-27
9/4/2004	L	A	30-37 (2ot)
11/1/2003	W	H	45-17
10/19/2002	L	A	23-31
10/27/2001	L	H	14-21
9/16/2000	L	A	7-55
10/30/1999	L	H	3-12
9/26/1998	W	A	29-19
11/1/1997	L	H	16-33
9/28/1996	L	A	10-21
9/16/1995	L	H	14-29
10/29/1994	L	A	8-24
10/16/1993	W	A	20-16
10/31/1992	W	H	18-15
11/2/1991	L	A	10-28
10/27/1990	L	H	6-24
10/28/1989	L	A	10-44
10/29/1988	L	H	21-38
10/31/1987	L	A	17-31
11/1/1986	L	H	20-28
11/2/1985	L	A	10-26
11/3/1984	L	A	14-37
10/29/1983	L	A	17-24
11/27/1982	L	N ¹	17-21
10/31/1981	L	A	24-82
11/1/1980	L	H	33-35
11/3/1979	L	A	0-31
11/4/1978	L	H	6-51
10/29/1977	L	A	0-26
10/9/1976	W	H	20-14
10/11/1975	L	A	14-16
11/2/1974	L	H	9-21
11/3/1973	L	A	8-35
10/28/1972	L	H	0-31
10/30/1971	L	A	9-10
10/17/1970	W	H	36-20
10/18/1969	L	A	14-28
9/21/1968	T	H	20-20
9/23/1967	L	A	6-23
10/29/1966	L	H	21-23
10/30/1965	L	A	13-26
10/17/1964	L	H	2-21
11/2/1963	L	A	0-36
10/6/1962	L	H	7-24
10/14/1961	W	A	17-13
9/24/1960	L	H	7-28
11/21/1959	L	A	31-33
11/1/1958	L	A	12-14
11/23/1957	L	A	6-13
10/1956	L	H	0-17
10/29/1955	L	A	13-19
10/30/1954	L	N ²	20-32
10/31/1953	L	A	0-18
11/3/1951	L	A	6-21
10/28/1950	L	H	12-13
10/29/1949	W	A	35-21
11/13/1948	L	N ³	14-21
10/4/1947	W	A	16-14

10/12/1946	W	H	19-7
12/1/1945	W	A	13-6
11/4/1944	W	H	13-7
10/30/1943	W	A	41-12
10/31/1942	W	H	19-6
11/15/1941	L	A	0-29
10/12/1940	L	A	0-39
11/11/1939	L	A	7-20
10/28/1938	L	H	0-7
10/31/1937	L	A	0-32
10/5/1936	W	H	6-0
10/5/1935	L	A	7-13
11/4/1933	L	N ²	0-13

1 - Mirage Bowl/Tokyo, Japan;
 2 - Charlotte, NC;
 3 - Winston-Salem, NC

DUKE

Overall: Duke leads, 58-39-2

All Games at WFU: 17-27-2
 Games at BB&T Field: 12-13-1
 All Games at Duke: 22-27
 Games at Wallace Wade Stadium: 20-26
 All Neutral site games: 0-4
 Dave Clawson vs. Duke: 2-3
 David Cutcliffe vs. WFU: 5-6
 Last WFU Win: 59-7 (11/24/18), at Duke
 Last Duke Win: 31-23 (11/25/17), at BB&T Field
 Last WFU at Duke: 59-7 (11/24/18)
 Last Duke win at WFU: 31-23 (11/25/17)
 Current Streak: WFU, 1
 Longest WFU Streak: 12 (2000-11)
 Longest Duke Streak: 12 (1952-63)
 Largest WFU win: 52 in 2018
 Largest Duke win: 67 in 1937

11/24/2018	W	A	59-7
11/25/2017	L	H	23-31
9/10/2016	W	A	24-14
11/28/2015	L	H	21-27
11/29/2014	L	A	21-41
11/23/2013	L	H	21-28
10/29/2012	L	H	27-34
10/22/2011	W	A	24-23
9/11/2010	W	H	54-48
11/21/2009	W	A	45-34
11/1/2008	W	H	33-30 (ot)
10/6/2007	W	A	41-36
9/9/2006	W	H	14-13
10/29/2005	W	A	44-6
10/30/2004	W	H	24-22
10/18/2003	W	A	42-13
10/12/2002	W	H	36-10
10/13/2001	W	A	42-35
11/4/2000	W	H	28-26
11/13/1999	L	A	35-48
10/10/1998	L	H	16-19
10/25/1997	W	A	38-24
11/16/1996	W	H	17-16
10/28/1995	L	A	26-42
10/22/1994	L	H	26-51
10/23/1993	L	H	13-21
11/7/1992	W	A	28-14
11/9/1991	W	H	31-14
11/3/1990	L	A	20-57
11/4/1989	L	H	35-52
11/5/1988	W	A	35-16
11/7/1987	W	H	30-27
11/8/1986	L	A	36-38

11/9/1985	W	H	27-7
11/10/1984	W	A	20-16
11/5/1983	L	H	21-31
11/6/1982	L	A	26-46
11/7/1981	L	H	10-31
11/8/1980	W	A	27-24
11/10/1979	W	H	17-14
11/11/1978	L	A	0-3
11/5/1977	L	H	14-38
11/6/1976	W	A	38-17
11/8/1975	L	H	14-42
11/9/1974	L	A	7-23
11/10/1973	T	H	7-7
11/11/1972	W	A	9-7
11/13/1971	W	H	23-7
11/7/1970	W	A	28-14
10/11/1969	L	H	20-27
11/16/1968	L	A	3-18
9/16/1967	L	N ¹	13-31
11/13/1965	L	A	7-40
11/7/1964	W	H	20-7
11/9/1963	L	A	7-39
11/17/1962	L	H	0-50
10/7/1961	L	A	3-23
11/12/1960	L	H	7-34
11/14/1959	L	A	15-27
11/15/1958	L	H	0-29
10/19/1957	L	A	7-34
11/17/1956	L	H	0-26
11/19/1955	L	A	0-14
11/13/1954	L	H	21-28
9/26/1953	L	A	0-19
11/15/1952	L	H	7-14
11/10/1951	W	A	19-13
11/11/1950	W	A	13-7
11/5/1949	W	A	27-7
11/5/1948	W	A	27-20
11/6/1947	L	H	6-13
11/9/1946	L	A	0-13
10/13/1945	L	H	19-26
11/11/1944	L	A	0-34
10/3/1942	W	H	20-7
9/27/1941	L	A	14-43
10/26/1940	L	H	0-23
10/28/1939	L	A	0-6
10/22/1938	L	H ²	0-7
11/4/1937	L	A	0-67
11/7/1936	L	H	0-20
9/21/1935	L	N ³	7-26
11/10/1934	L	A	7-28
10/7/1933	L	A	0-22
10/21/1932	L	A	0-9
10/24/1931	L	A	0-28
11/22/1930	T	H	13-13
11/23/1929	L	A	0-20
11/10/1928	L	A	0-38
10/29/1927	L	H	6-32
10/30/1926	W	N ⁴	21-0
11/7/1925	W	A	21-3
11/11/1924	W	A	32-0
11/10/1923	W	H	16-6
11/11/1922	L	H	0-3
11/11/1921	L	H	0-17
10/17/1893	L	N ¹	6-12
11/27/1889	L	H	4-8
3/29/1889	W	H	32-0

1 - Raleigh, NC; 2 - Winston-Salem, NC;
 3 - Greensboro, NC; 4 - Goldsboro, NC

SERIES RESULTS

ELON

Overall: Wake Forest leads, 10-0-1

All Games at WFU: 8-0-1
 Games at BB&T Field: 2-0
 All Games at Elon: 1-0
 Games in Rhodes Stadium: 0-0
 All Neutral site games: 1-0
 Dave Clawson vs. Elon: 1-0
 Tony Trisciani vs. WFU: 0-0
 Last WFU win: 41-3 (9/3/15) at BB&T Field
 Last Elon win: --
 Last WFU win at Elon: 65-0 (11/26/25)
 Last Elon win at WFU: -
 Longest WFU streak: 6 from 1920-26
 Current streak: WFU, 4
 Largest WFU win: 65-0 in 1925

9/3/2015	W	H	41-3
9/19/2009	W	H	35-7
9/16/1939	W	N ¹	34-0
10/11/1929	W	H	25-6
10/1/1927	T	H	0-0
11/6/1926	W	H	53-0
11/26/1925	W	A	65-0
11/15/1924	W	H	42-0
11/17/1923	W	H	9-6
10/7/1922	W	H	7-0
11/6/1920	W	H	29-0
1 - Greensboro, NC			

FLORIDA STATE

Overall: FSU leads, 30-6-1

All Games at WFU: 3-9
 Games at BB&T Field: 3-9
 All Games at FSU: 3-20-1
 Games at Bobby Bowden Field: 3-20-1
 All Neutral site games: 0-1
 Dave Clawson vs. FSU: 0-5
 Willie Taggart vs. WFU: 1-0
 Last WFU Win: 35-30 (10/8/11), at BB&T Field
 Last FSU Win: 38-17 (10/20/18), at FSU
 Last WFU win at FSU: 12-3 (9/20/08)
 Last FSU win at WFU: 26-19 (9/30/17)
 Current Streak: FSU, 7
 Longest WFU Streak: 3 (2006-08)
 Longest FSU Streak: 14 (1992-2005)
 Largest WFU win: 30 in 2005
 Largest FSU win: 59 in 1995

10/20/2018	L	A	17-38
9/30/2017	L	H	19-26
10/15/2016	L	A	6-17
10/3/2015	L	H	16-24
10/4/2014	L	A	3-43
11/9/2013	L	H	3-59
9/15/2012	L	A	0-52
10/8/2011	W	H	35-30
9/25/2010	L	A	0-31
11/14/2009	L	H	28-41
9/20/2008	W	A	12-3
10/11/2007	W	H	24-21
11/11/2006	W	A	30-0
10/8/2005	L	A	24-41
10/23/2004	L	H	17-20
10/25/2003	L	A	48-24
11/2/2002	L	H	34-21
9/29/2001	L	A	24-48
11/11/2000	L	H	6-35
10/16/1999	L	A	10-33

11/14/1998	L	H	7-24
11/15/1997	L	A	7-58
11/9/1996	L	N ¹	7-44
10/14/1995	L	A	13-72
9/17/1994	L	H	14-56
10/30/1993	L	A	0-54
9/26/1992	L	A	7-35
9/15/1973	W	H	9-7
9/26/1970	L	A	14-19
11/23/1968	L	A	24-42
11/19/1966	L	A	0-28
11/6/1965	L	A	0-35
10/12/1963	L	A	0-35
10/1/1960	L	A	6-14
9/19/1959	W	A	22-20
10/4/1958	L	A	24-27
10/20/1956	T	A	14-14
1 - Orlando, FL			

GEORGIA TECH

Overall: GT leads, 23-8

All Games at WFU: 2-9
 Games at BB&T Field: 2-9
 All Games at GT: 5-14
 Games at Bobby Dodd Stadium: 5-14
 Dave Clawson vs. GT: 0-1
 Paul Johnson vs. WFU: 3-2
 Last WFU Win: 9-6 (12/2/06) in ACC Champ¹
 Last GT Win: 38-24 (10/21/17) at GT
 Last WFU win at GT: 24-21 (10/5/02)
 Last GT win at WFU: 24-20 (10/2/10)
 Current Streak: GT, 3
 Longest WFU Streak: 3 (1986-88)
 Longest GT Streak: 8 (1917-85)
 Largest WFU win: 27 in 1987
 Largest GT win: 44 in 1920

10/21/2017	L	A	24-38
10/2/2010	L	H	20-24
11/7/2009	L	A	27-30 (ot)
12/2/2006	W	N ¹	9-6
11/5/2005	L	A	17-30
10/11/2003	L	H	7-24
10/5/2002	W	A	24-21
11/17/2001	L	H	33-38
10/14/2000	L	A	20-52
11/20/1999	W	H	26-23
11/21/1998	L	A	35-63
9/20/1997	L	H	26-28
9/14/1996	L	A	10-30
11/4/1995	L	H	23-24
11/19/1994	W	A	20-13
11/13/1993	L	H	28-38
11/14/1992	W	A	23-10
11/16/1991	L	A	3-27
11/17/1990	L	H	7-42
11/18/1989	L	A	14-43
11/12/1988	W	H	28-24
11/21/1987	W	A	33-6
11/22/1986	W	H	24-21
11/27/1985	L	A	10-41
11/17/1984	L	H	7-24
11/12/1983	L	A	33-49
11/13/1982	L	H	7-45
9/24/1921	L	A	0-42
9/25/1920	L	A	0-44
10/6/1919	L	A	0-14
9/27/1917	L	A	0-33
1 - ACC Championship Game/Jacksonville, FL			

LOUISVILLE

Overall: Louisville leads, 4-2

All Games at WFU: 1-1
 Games at BB&T Field: 1-1
 All Games at Louisville: 1-2
 Games at Cardinal Stadium: 1-2
 All Neutral site games: 0-1
 Dave Clawson vs. Louisville: 2-3
 Scott Satterfield vs. WFU: 0-1
 Last WFU Win: 56-35 (10/27/18) at UL
 Last Louisville Win: 44-12 (11/12/16) at UL
 Last WFU win at Louisville: 56-35 (10/27/18)
 Last Louisville win at WFU: 20-19 (10/30/15)
 Current Streak: WFU, 2
 Longest WFU Streak: 2 (2017-pres.)
 Longest Louisville Streak: 4, (2006-16)
 Largest WFU win: 21 in 2018
 Largest Louisville win: 32 in 2016

10/27/2018	W	A	56-35
10/28/2017	W	H	42-32
11/12/2016	L	A	12-44
10/30/2015	L	H	19-20
9/27/2014	L	A	10-20
1/2/2007	L	N ¹	13-24
1 - Orange Bowl/Miami, FL			

MIAMI (FL)

Overall: Miami leads, 8-3

All Games at WFU: 0-4
 Games at BB&T Field: 0-3
 All Games at Miami: 3-4
 Games at Sun Life Stadium: 0-2
 Dave Clawson vs. Miami: 0-0
 Mark Richt vs. WFU: 0-0
 Last WFU Win: 27-0 (1944) at UM
 Last UM Win: 24-21 (10/26/13), at UM
 Last WFU win at Miami: 27-0 (10/27/44)
 Last Miami win at WFU: 28-27 (10/31/09)
 Current Streak: UM, 7
 Longest WFU Streak: 2 (1939, 1944)
 Longest UM Streak: 7 (1969-current)
 Largest WFU win: 33 in 1939
 Largest Miami win: 45 in 2004

10/26/2013	L	A	21-24
10/31/2009	L	H	27-28
10/25/2008	L	A	10-16
11/12/2005	L	H	17-47
11/20/2004	L	A	7-52
9/25/1971	L	H	10-29
11/21/1969	L	A	7-49
10/27/1944	W	A	27-0
10/6/1939	W	A	33-0
11/15/1935	L	H	0-3
12/25/1928	W	A	13-6

NORTH CAROLINA

Overall: UNC leads, 69-35-2

All Games at WFU: 16-30
 Games at BB&T Field: 7-14
 All Games at UNC: 19-38-2
 Games at Kenan Stadium: 17-29-2
 All Neutral site games: 0-1
 Dave Clawson vs. UNC: 0-1
 Mack Brown vs. WFU: 9-2
 Last WFU Win: 28-27 (9/8/12), BB&T Field
 Last UNC Win: 50-14 (10/17/11), at UNC
 Last WFU win at UNC: 24-17 (11/28/06)
 Last UNC win at WFU: 31-24 (11/13/04)
 Current Streak: UNC, 1
 Longest WFU Streak: 4 (1924-27, 1965-68)
 Longest UNC Streak: 17 (1893-1923)
 Largest WFU win: 65 in 1928
 Largest UNC win: 36 in 2015

10/19/2015	L	A	14-50
9/8/2012	W	H	28-27
10/29/2011	L	A	24-49
10/27/2007	W	H	37-10
10/28/2006	W	A	27-17
11/13/2004	L	H	24-31
11/8/2003	L	A	34-42
10/26/2002	W	H	31-0
11/10/2001	W	A	32-31
9/9/2000	L	H	14-35
11/6/1999	W	A	19-3
10/24/1998	L	H	31-38
10/11/1997	L	A	12-30
10/5/1996	L	H	6-45
10/21/1995	L	A	7-31
11/12/1994	L	H	0-50
10/9/1993	L	A	35-45
9/5/1992	L	H	17-35
10/12/1991	L	A	10-24
10/6/1990	L	H	24-31
10/7/1989	W	A	17-16
10/8/1988	W	H	42-24
10/10/1987	W	A	22-14
10/11/1986	L	H	30-40
10/12/1985	L	A	14-34
10/13/1984	W	H	14-3
10/8/1983	L	A	10-30
10/9/1982	L	H	7-24
10/10/1981	L	A	10-48
10/11/1980	L	H	9-27
10/13/1979	W	A	24-19
10/14/1978	L	H	29-34
10/8/1977	L	A	3-24
10/30/1976	L	H	14-34
11/1/1975	W	A	21-9
9/21/1974	L	H	0-31
11/17/1973	L	A	0-42
10/21/1972	L	H	0-21
10/23/1971	L	A	3-7
10/24/1970	W	H	14-13
10/25/1969	L	A	3-23
10/26/1968	W	H	48-31
10/28/1967	W	A	20-10
10/22/1966	W	A	3-0
10/23/1965	W	H	12-10
10/3/1964	L	A	0-23
10/5/1963	L	H	0-21
10/27/1962	L	A	14-23
11/25/1961	W	H	17-14
10/15/1960	W	A	13-12

SERIES RESULTS

10/24/1959	L	H	19-21
10/25/1958	L	A	7-26
10/26/1957	L	H	7-14
10/27/1956	T	A	6-6
10/22/1955	W	H	25-0
10/23/1954	L	A	7-14
10/10/1953	L	H	13-18
10/18/1952	W	A	9-7
10/27/1951	W	H	39-7
10/14/1950	W	A	13-7
10/15/1949	L	A	14-28
10/9/1948	L	H	6-28
10/11/1947	W	A	19-7
11/16/1946	L	A	14-26
11/17/1945	W	A	14-13
9/23/1944	W	A	7-0
9/26/1942	L	A	0-6
10/25/1941	W	H	13-0
9/28/1940	W	A	12-0
9/30/1939	L	A	6-36
9/24/1938	L	A	6-14
10/16/1937	L	H	0-28
9/26/1936	L	N ¹	7-14
9/28/1935	L	A	0-14
9/29/1934	L	A	0-21
11/11/1933	L	A	0-26
9/24/1932	T	A	0-0
9/26/1931	L	A	0-37
9/27/1930	L	A	7-13
9/28/1929	L	A	0-48
9/29/1928	L	A	0-65
9/24/1927	W	A	9-8
9/25/1926	W	H	13-0
9/26/1925	W	A	6-0
9/27/1924	W	H	7-6
9/29/1923	L	A	0-22
9/30/1922	L	N ²	3-62
10/1/1921	L	A	0-21
10/2/1920	L	A	0-6
10/18/1919	L	A	0-6
9/30/1916	L	A	0-20
10/9/1915	L	A	0-35
10/10/1914	L	N ³	7-12
11/14/1914	L	N ⁴	0-53
11/15/1913	L	N ⁴	0-29
11/15/1913	L	A	0-7
10/12/1912	L	A	2-9
10/7/1911	L	A	3-12
10/22/1910	L	A	0-37
10/21/909	L	A	0-18
9/17/1908	L	A	0-17
11/18/1893	L	N ³	0-40
1891	W		forfeit
11/22/1889	W	A	18-8
3/1/1889	L	N ³	0-33
10/18/1888	W	N ³	6-4

1 - Charlotte, NC; 2 - Goldsboro, NC;
3 - Raleigh, NC; 4 - Durham, NC

NC STATE

Overall: NC State leads 66-40-6

All Games at WFU: 20-30-2
Games at BB&T Field: 12-13
All Games at NCSU: 20-36-4
Games at Carter-Finley Stadium: 6-21
Dave Clawson vs. NCSU: 2-3
Dave Doeren vs. WFU: 3-3
Last WFU Win: 27-23 (11/8/18), at Raleigh
Last NCSU Win: 33-16 (10/1/16) at Raleigh
Last WFU win at NCSU: 27-23 (11/8/18)
Last NCSU win at WFU: 35-17 (10/24/15)
Current Streak: WF, 2
Longest WFU Streak: 4 (1951-54)
Longest NCSU Streak: 10 (1908-17)
Largest WFU win: 48 in 1943
Largest NCSU win: 76 in 1908

11/8/2018	W	A	27-23
11/18/2017	W	H	30-24
10/1/2016	L	A	16-33
10/24/2015	L	H	17-35
11/15/2014	L	A	13-42
10/5/2013	W	H	28-13
11/10/2012	L	A	6-37
9/10/2011	W	H	34-27
11/13/2010	L	A	3-38
10/3/2009	W	H	30-24
11/15/2008	L	A	21-17
11/17/2007	W	H	37-10
10/14/2006	W	A	25-23
10/22/2005	W	H	27-19
10/2/2004	L	A	21-27 (ot)
9/6/2003	W	H	38-24
9/14/2002	L	A	32-13
10/6/2001	L	H	14-17
11/25/2000	L	A	14-32
9/25/1999	W	H	31-7
11/7/1998	L	A	27-38
9/25/1997	W	H	19-18
11/23/1996	L	A	22-37
11/18/1995	L	H	23-52
10/15/1994	L	A	3-34
9/11/1993	L	H	16-34
11/21/1992	L	A	14-42
9/21/1991	L	H	3-30
9/15/1990	L	A	15-20
9/16/1989	L	H	17-27
9/17/1988	L	A	6-14
9/19/1987	W	H	21-3
9/20/1986	L	A	38-42
9/21/1985	L	H	17-20
9/22/1984	W	A	24-15
10/1/1983	L	H	15-38
9/18/1982	L	A	0-30
9/12/1981	L	H	23-28
9/27/1980	W	A	27-7
9/29/1979	L	A	14-17
9/30/1978	L	H	10-34
9/24/1977	L	A	14-41
9/11/1976	W	H	20-18
9/13/1975	W	A	30-22
9/7/1974	L	H	15-33
11/24/1973	L	A	13-52
10/14/1972	L	H	13-42
10/9/1971	L	A	14-21
11/14/1970	W	H	16-13
9/13/1969	W	A	22-21
9/14/1968	L	H	6-10

10/21/1967	L	A	7-24
10/1/1966	L	H	12-15
9/25/1965	L	A	11-13
11/20/1964	W	H	27-13
11/22/1963	L	A	0-42
11/22/1962	L	H	3-27
10/21/1961	L	A	0-7
11/5/1960	L	H	12-14
10/17/1959	W	A	17-14
10/11/1958	W	H	13-7
11/2/1957	L	A	0-19
11/3/1956	W	H	13-0
10/15/1955	T	A	13-13
10/23/1954	W	H	26-0
10/17/1953	W	A	20-7
11/1/1952	W	H	21-6
9/29/1951	W	A	21-6
11/18/1950	T	H	6-6
11/12/1949	L	A	14-27
10/9/1948	W	H	34-13
11/15/1947	L	A	0-20
10/19/1946	L	H	6-14
10/20/1945	W	A	19-18
10/21/1944	W	A	21-7
10/16/1943	W	A	54-6
10/17/1942	T	A	0-0
10/18/1941	W	A	7-0
11/9/1940	W	A	20-14
10/14/1939	W	A	32-0
10/15/1938	L	A	7-19
10/23/1937	L	H	0-20
10/3/1936	W	A	9-0
10/12/1935	L	A	6-21
10/6/1934	W	A	13-12
10/21/1933	T	A	0-0
10/15/1932	T	A	0-0
10/16/1931	W	A	6-0
10/16/1930	W	A	7-0
10/17/1929	L	A	6-8
10/18/1928	L	A	0-37
10/13/1927	L	A	7-30
11/29/1926	L	A	3-7
11/14/1925	L	A	0-6
11/22/1924	W	A	12-0
11/24/1923	W	A	14-0
11/25/1922	L	H	0-32
11/19/1921	L	A	0-14
11/25/1920	L	A	7-49
11/27/1919	L	A	7-21
11/23/1918	W	A	21-0
10/18/1917	L	A	6-17
10/19/1916	L	A	0-6
10/16/1915	L	A	0-7
10/3/1914	L	A	0-51
11/1/1913	L	A	0-37
11/2/1912	L	H	0-12
11/18/1911	L	A	6-13
11/19/1910	L	A	3-28
9/30/1908	L	H	0-76
11/21/1908	L	H	0-25
10/19/1895	T	A	4-4

PITT

Overall: Pitt leads 1-0

All Games at WFU: 0-1
Games at BB&T Field: 0-1
All Games at Pitt: --
Games at Heinz Field: --
Dave Clawson vs. Pitt: 0-1
Pat Narduzzi vs. WFU: 1-0
Last WFU Win: --
Last Pitt Win: 34-13 (11/17/18) at BB&T Field
Last WFU win at Pitt: --
Last Pitt win at WFU: 34-13 (11/17/18)
Current Streak: Pitt, 1
Longest WFU Streak: --
Longest Pitt Streak: 11 (2018-pre)
Largest WFU win: --
Largest Pitt win: 21 in 2018

11/17/2018	L	H	13-34
------------	---	---	-------

RICE

Overall: Tied, 1-1-1

All Games at WFU: 1-0-1
Games at BB&T Field: 1-0-1
All Games at Rice: 0-1
Games at the Rice Stadium: 0-1
Dave Clawson vs. Rice: 1-0
Mike Bloomgren vs. WFU: 0-1
Last WFU Win: 56-24 (9/29/18) at BB&T Field
Last Rice Win: 33-17 (9/1/90) at Rice
Last WFU win at Rice: --
Last Rice win at WFU: --
Current Streak: WFU, 1
Longest WFU Streak: 1 (2018-pres)
Longest Rice Streak: 1
Largest WFU win: 32 in 2018
Largest Rice win: 16 in 1990

9/29/2018	W	H	56-24
9/1/1990	L	A	17-33
9/30/1989	T	H	17-17

SERIES RESULTS

SYRACUSE

Overall: Syracuse leads, 5-3

All Games at WFU: 2-2
 Games at BB&T Field: 2-2
 All Games at SU: 1-3
 Games at the Carrier Dome: 1-3
 Dave Clawson vs. SU: 2-3
 Dino Babers vs. WFU: 1-2
 Last WFU Win: 64-43 (11/11/17) at SU
 Last SU Win: 41-24 (11/3/18) at BB&T Field
 Last WFU win at SU: 64-43 (11/11/17)
 Last SU win at WFU: 41-24 (11/3/18)
 Current Streak: SU, 1
 Longest WFU Streak: 2 (2016-17)
 Longest SU Streak: 4 (2011-15)
 Largest WFU win: 19 in 2016
 Largest SU win: 23 in 2014

11/3/2018	L	H	24-41
11/11/2017	W	A	64-43
10/8/2016	W	H	28-9
9/12/2015	L	A	17-30
10/18/2014	L	H	7-30
11/2/2013	L	A	0-13
9/1/2011	L	A	29-36 (ot)
9/2/2006	W	H	20-10

UTAH STATE

Overall: Tied, 1-1

All Games at WFU: 1-0
 Games at BB&T Field: 1-0
 All Games at Utah State: 0-1
 Games at Maverik Stadium: 0-1
 Dave Clawson vs. Utah State: 1-1
 Gary Andersen vs. WFU: 0-0
 Last WFU Win: 46-10 (9/16/17) at BB&T Field
 Last USU Win: 36-24 (9/13/14) at Utah State
 Last WFU win at USU: --
 Last USU win at WFU: --
 Current Streak: WFU, 1
 Longest WFU Streak: 1 (2017-Present)
 Longest USU Streak: 1 (2014)
 Largest WFU win: 36 in 2017
 Largest USU win: 12 in 2014

9/16/2017	W	H	46-10
9/13/2014	L	A	24-36

VIRGINIA

Overall: UVa leads, 34-15

All Games at WFU: 6-17
 Games at BB&T Field: 4-14
 All Games at UVa: 9-17
 Games at Scott Stadium: 9-16
 Dave Clawson vs. UVa: 1-0
 Bronco Mendenhall vs. WFU: 0-1
 Last WFU Win: 27-20 (11/5/16) at WFU
 Last UVa Win: 17-16 (11/3/07) at UVa
 Last WFU win at UVa: 16-10 (10/20/12)
 Last UVa win at WFU: 38-34 (9/28/02)
 Current Streak: WFU, 3
 Longest WFU Streak: 3 (1959-61, 2008-pres.)
 Longest UVa Streak: 17 (1984-2000)
 Largest WFU win: 45 in 1975
 Largest UVa: 42 in 1889

11/5/2016	W	H	27-20
10/20/2012	W	A	16-10
11/8/2008	W	H	28-17
11/3/2007	L	A	16-17
9/27/2003	L	A	21-24
9/28/2002	L	H	38-34
11/3/2001	W	A	34-30
9/30/2000	L	H	10-27
9/18/1999	L	A	7-35
10/31/1998	L	H	17-38
10/4/1997	L	A	13-21
9/21/1996	L	H	7-42
9/30/1995	L	A	17-35
10/8/1994	L	H	6-42
11/6/1993	L	A	9-21
10/3/1992	L	H	17-31
10/26/1991	L	A	7-48
10/20/1990	L	H	14-49
10/21/1989	L	A	28-47
10/22/1988	L	H	14-34
10/24/1987	L	A	21-35
10/4/1986	L	H	28-30
10/26/1985	L	H	18-20
10/20/1984	L	A	9-28
10/22/1983	W	H	38-34
10/23/1982	L	A	27-34
10/24/1981	W	A	24-21
10/25/1980	L	H	21-24
9/9/1978	W	H	14-0
10/22/1977	L	A	10-12
10/23/1976	L	H	17-18
10/25/1975	W	A	66-21
10/26/1974	L	H	0-14
10/27/1973	L	A	10-21
11/18/1972	L	H	12-15
10/3/1970	W	A	27-7
11/8/1969	W	A	23-21
10/7/1967	L	H	12-14
9/17/1966	L	A	10-24
9/19/1964	W	A	31-21
10/20/1962	L	A	12-14
10/28/1961	W	H	21-15
10/29/1960	W	A	28-20
10/31/1959	W	H	34-12
10/5/1957	L	H	20-28
10/6/1956	L	A	6-7
11/12/1955	W	A	13-7
1911/2/11	L	A	6-29
12/9/1889	L	H	4-46

VIRGINIA TECH

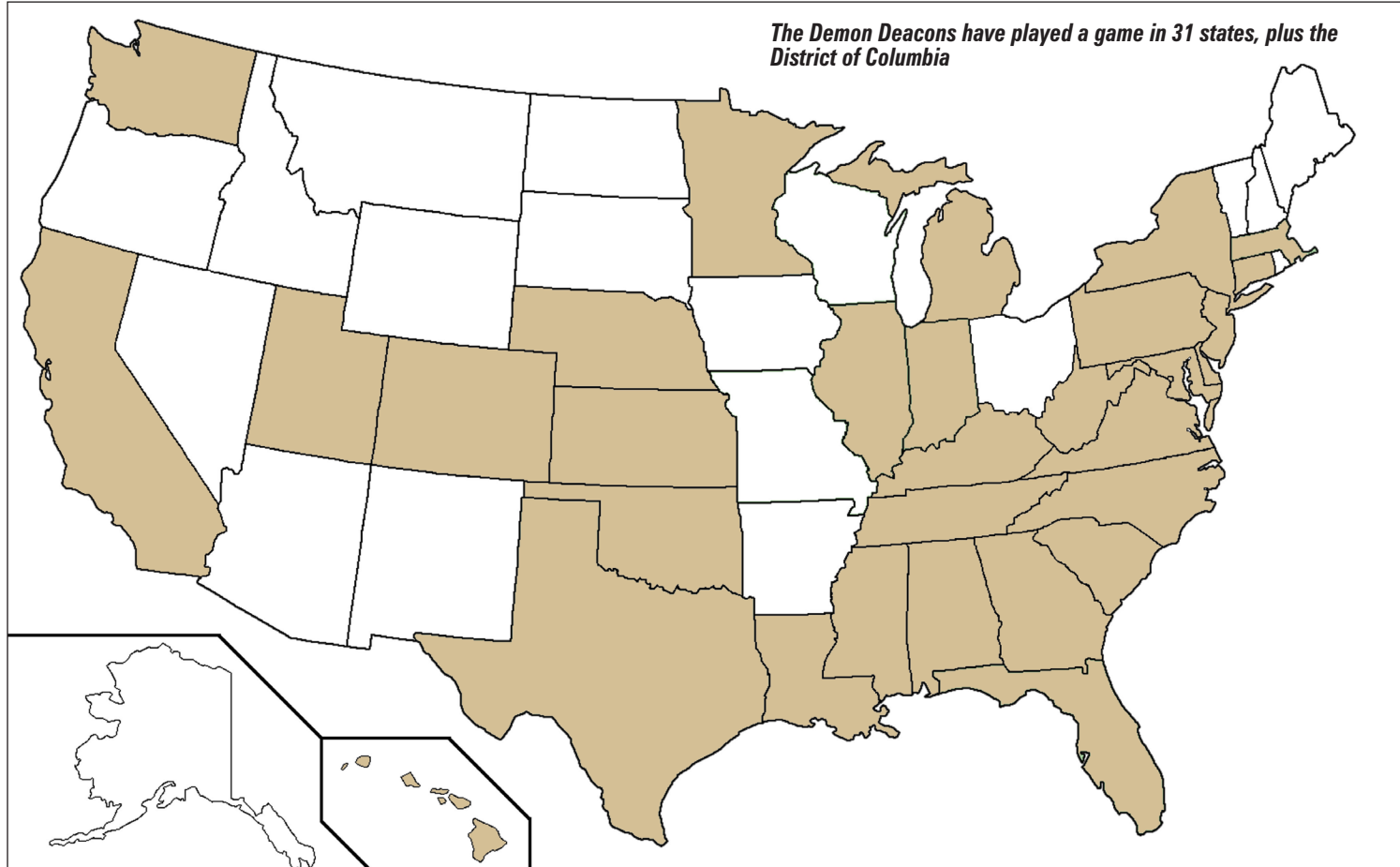
Overall: VT leads, 24-12-1

All Games at WFU: 6-13
 Games at BB&T Field: 3-8
 All Games at VT: 4-9-1
 Games at Lane Stadium: 4-5
 All Neutral site games: 2-2
 Dave Clawson vs. VT: 1-1
 Justin Fuente vs. WFU: 4-1
 Last WFU Win: 6-3 (2 OT - 11/22/14) at WFU
 Last VT Win: 38-17 (10/15/11), at BB&T Field
 Last WFU win at VT: 13-6 (9/10/83)
 Last VT win at WFU: 38-17 (10/15/11)
 Current Streak: WFU, 1
 Longest WFU Streak: 3 (1969-71)
 Longest VT Streak: 5 (three times)
 Largest WFU win: 19 in 1970
 Largest VT win: 52 in 1916

11/22/2014	W	H	6-3 (2 ot)
10/15/2011	L	H	17-38
10/16/2010	L	A	21-52
11/18/2006	L	H	6-27
10/9/2004	L	H	10-17
9/8/1984	L	H	20-21
9/10/1983	W	A	13-6
10/2/1982	W	A	13-10
9/26/1981	L	A	14-30
9/6/1980	L	H	7-16
10/6/1979	W	A	19-14
9/16/1978	L	H	6-28
11/19/1977	L	A	10-28
9/4/1976	L	H	6-23
11/22/1975	L	A	10-40
11/25/1972	L	H	9-44
9/18/1971	W	A	20-9
10/10/1970	W	H	28-9
9/27/1969	W	H	16-10
10/12/1968	L	A	6-7
11/5/1966	L	H	0-11
9/18/1965	L	N ¹	3-12
9/26/1964	W	N ¹	38-21
9/28/1963	L	H	0-27
11/10/1962	L	A	8-37
11/11/1961	W	H	24-15
10/8/1960	L	A	13-22
9/26/1959	W	H	2-18
9/27/1958	W	N ²	13-6
11/9/1957	L	H	3-10
11/10/1956	T	A	13-13
9/17/1955	W	H	13-0
9/25/1954	L	N ³	0-32
11/8/1919	L	A	0-40
11/9/1918	L	H	0-27
11/3/1917	L	H	0-50
11/11/1916	L	A	0-52

1 - Roanoke, VA; 2 - Norfolk, VA;
 3 - Richmond, VA

GAMES BY LOCATION



The Demon Deacons have played a game in 31 states, plus the District of Columbia

State	W	L	T	Pct.
Alabama				
Auburn	1	6	0	.143
Birmingham	1	1	0	.500
Total	2	7	0	.222
California				
Palo Alto	0	1	0	.000
Colorado				
Colorado Springs	0	1	0	.000
Connecticut				
East Hartford	1	0	0	.000
District of Columbia				
Washington, DC	7	4	0	.636
Delaware				
Newark	1	0	0	1.000
Florida				
Coral Gables	0	1	0	.000
Gainesville	0	2	0	.000
Jacksonville	2	0	0	1.000
Miami	3	5	0	.375
Orlando	0	2	0	.000
Tallahassee	3	20	1	.146
Tampa	0	2	0	.000
Total	8	32	1	.207
Georgia				
Athens	2	1	0	.667
Atlanta	4	15	0	.211
Macon	0	2	0	.000
Total	6	18	0	.250
Hawai'i				
Honolulu	1	0	0	1.000
Illinois				
DeKalb	0	1	0	.000
Evanston	0	2	0	.000
Total	0	3	0	.000

State	W	L	T	Pct.
Indiana				
Bloomington	1	0	0	1.000
West Lafayette	1	3	0	.250
South Bend	0	3	0	.000
Total	2	6	0	.250
Japan				
Tokyo	0	1	0	.000
Kansas				
Manhattan	0	1	0	.000
Kentucky				
Louisville	1	2	0	.333
Louisiana				
Baton Rouge	0	2	0	.000
Monroe	0	1	0	.000
New Orleans	1	2	0	.333
Shreveport	1	0	0	1.000
Total	2	5	0	.286
Massachusetts				
Boston	5	4	1	.550
Chestnut Hill	3	5	0	.375
Total	8	9	1	.472
Maryland				
Annapolis	5	2	0	.714
College Park	7	23	0	.233
Total	12	25	0	.324
Michigan				
Ann Arbor	0	2	0	.000
Minnesota				
Minneapolis	0	1	0	.000
Mississippi				
Oxford	1	0	0	1.000
Nebraska				
Lincoln	0	2	0	.000

State	W	L	T	Pct.
North Carolina				
Asheville	2	1	0	.667
Boone	1	0	0	1.000
Chapel Hill	18	42	2	.306
Charlotte	18	17	4	.513
Davidson	0	5	0	.000
Durham	23	29	0	.442
Elon	1	0	0	1.000
Gastonia	0	1	0	.000
Goldsboro	1	1	0	.500
Greensboro	4	3	2	.556
Greenville	2	2	0	.500
Raleigh	26	47	4	.364
Wake Forest	89	42	9	.668
Wilmington	1	1	0	.500
Winston-Salem	144	188	4	.435
Total	330	379	25	.467
New Jersey				
New Brunswick	1	0	0	1.000
New York				
West Point	5	4	0	.556
Syracuse	1	3	0	.250
Total	6	7	0	.462
Oklahoma				
Norman	0	1	0	.000
Tulsa	1	0	0	1.000
Total	1	1	0	.500
Pennsylvania				
Philadelphia	0	2	0	.000
Pittsburgh	1	0	0	1.000
State College	0	1	0	.000
Villanova	1	1	0	.500
Total	2	4	0	.333
South Carolina				
Charleston	0	1	0	.000
Clemson	7	38	0	.156
Clinton	0	2	0	.000
Columbia	8	22	1	.274
Florence	0	1	0	.000

State	W	L	T	Pct.
Tennessee				
Chattanooga	1	0	0	1.000
Knoxville	2	5	0	.286
Memphis	1	3	0	.250
Nashville	3	6	0	.333
Total	7	14	0	.333
Texas				
Austin	0	1	0	.000
Dallas	0	1	0	.000
Fort Worth	0	1	0	.000
Houston	0	3	0	.000
Irving	0	1	0	.000
Lubbock	0	1	0	.000
Waco	1	3	0	.250
Total	1	11	0	.083
Utah				
Logan	0	1	0	.000
Virginia				
Blacksburg	4	11	1	.258
Charlottesville	9	17	0	.346
Hampden-Sydney	0	1	0	.000
Lexington	2	8	2	.250
Lynchburg	2	1	0	.667
Norfolk	1	2	0	.333
Quantico	0	1	0	.000
Richmond	5	8	1	.393
Roanoke	1	1	0	.500
Williamsburg	5	3	1	.611
Total	29	53	5	.362
Washington				
Seattle	1	0	0	1.000
West Virginia				
Huntington	1	1	0	.500
Morgantown	0	1	0	.000
Total	1	2	0	.333

YEAR-BY-YEAR RESULTS

1888

Coach: W.C. Dowd
Record: 1-0 Captain: W.C. Dowd

Oct. 18	North Carolina	W	6-4
---------	----------------	---	-----

1889

Coach: W.C. Riddick
Record: 3-3 Captain: Oscar Riddick

Nov. 22	at North Carolina	W	18-8
Nov. 27	Trinity	L	4-8
Dec. 9	Virginia	L	4-46
Dec. 10	Richmond	W	32-14
Mar. 1	North Carolina (Spring)	L	0-33
Mar. 29	Trinity (Spring)	W	32-0

1890

No Team

1891

Coach: W.E. Sikes
Record: 1-0 Captain: Vernon Howell

North Carolina	W	forfeit
----------------	---	---------

1892

Coach: W.E. Sikes
Record: 4-0-1 Captain: George Blanton

May 19	Asheville Athletics	W	40-0
Oct. 21	at Virginia Military	T	12-12
Oct. 22	at Washington & Lee	W	16-0
Oct. 24	at Richmond	W	16-0
Nov. 24	at Tennessee	W	10-6

1893

Coach: W.E. Sikes
Record: 1-2 Captain: Unknown

Oct. 17	Trinity ¹	L	6-12
Nov. 6	Tennessee	W	64-0
Nov. 18	North Carolina	L	0-40

1 - Raleigh, NC

1894

No team

1895

Coach: Unknown
Record: 0-0-1 Captain: John Gore

Oct. 19	NC State	T	4-4
---------	----------	---	-----

1896-1907

No team

1908

Coach: A.P. Hall, Jr.
Record: 1-4 Captain: W.H. Hipps

Sept. 26	at North Carolina	L	0-17
Oct. 3	NC State	L	0-25
Oct. 10	Warrenton High School	W	21-0
Nov. 14	Davidson	L	4-31
Nov. 21	NC State	L	0-76

1909

Coach: A.T. Myers
Record: 2-4 Captain: L.W. Leggett

Oct. 2	at North Carolina	L	0-18
Oct. 4	Maryville	W	3-0
Oct. 16	at Washington & Lee	L	0-17
Oct. 23	at South Carolina	W	8-0
Oct. 25	N.C. Medical College	L	0-5
Nov. 5	Richmond	L	0-5

1910

Coach: Reddy Rowe
Record: 2-7 Captain: Phil Utley

Sept. 24	Warrenton Prep	W	17-0
Oct. 8	Horner	W	28-0
Oct. 15	at Norfolk Artillery Blues	L	0-31
Oct. 22	at North Carolina	L	0-37
Oct. 27	at South Carolina	L	0-6
Oct. 29	at The Citadel	L	5-9
Nov. 12	vs. USS Franklin ¹	L	0-11
Nov. 19	NC State	L	3-28
Nov. 24	Davidson	L	0-32

1 - Durham, NC

1911

Coach: Frank Thompson
Record: 3-5 Captain: Carl Betts

Sept. 30	Warrenton Prep	W	52-0
Oct. 7	at North Carolina	L	3-12
Oct. 14	Roanoke	W	62-0
Oct. 21	at Washington & Lee	L	5-18
Nov. 2	at Virginia	L	6-29
Nov. 11	Davidson ¹	L	0-9
Nov. 18	North Carolina State	L	6-13
Nov. 23	USS Franklin ²	W	26-0

1 - Greensboro, NC; 2 - Durham, NC

1912

Coach: Frank Thompson
Record: 2-6 Captain: Bruce Holding

Sept. 28	N.C. Medical College	W	33-0
Oct. 5	at South Carolina	L	3-10
Oct. 12	at North Carolina	L	2-9
Oct. 26	at Washington & Lee	L	0-20
Nov. 2	NC State	L	0-12
Nov. 9	Medical College Virginia	L	14-23
Nov. 16	Horner Military	W	49-0
Nov. 28	Davidson ¹	L	7-13

1 - Charlotte, NC

1913

Coach: Frank Thompson
Record: 0-8 Captain: Paul C. Carter

Sept. 27	at North Carolina	L	0-7
Oct. 11	at South Carolina	L	10-27
Oct. 18	Richmond	L	13-14
Oct. 25	at Washington & Lee	L	0-33
Nov. 1	at NC State	L	0-37
Nov. 8	Gallaudet ¹	L	7-47
Nov. 15	North Carolina ²	L	0-29
Nov. 27	Davidson ³	L	0-6

1 - Raleigh, NC; 2 - Durham, NC; 3 - Charlotte, NC

1914

Coach: Dr. W.C. Smith
Record: 3-6 Captain: George G. Moore

Oct. 3	NC State	L	0-51
Oct. 10	USS Franklin	W	13-0
	North Carolina	L	0-53
Oct. 24	at Washington & Lee	L	0-72
Oct. 31	Roanoke	W	19-0
Nov. 7	at South Carolina	L	0-26
Nov. 14	at North Carolina	L	7-12
Nov. 26	at Davidson	L	6-7
	Wofford	W	41-0

1915

Coach: Dr. W.C. Smith
Record: 3-4 Captain: George G. Moore

Sept. 25	Florence YMCA	W	80-0
Oct. 9	at North Carolina	L	0-35
Oct. 16	NC State	L	0-7
Oct. 30	Richmond Blues	W	40-0
Nov. 6	at Virginia Military	L	6-21
Nov. 13	Gallaudet	W	28-6
Nov. 25	at Davidson	L	7-21

1916

Coach: G.M. Billings
Record: 3-3 Captain: Charles Parker

Sept. 30	at North Carolina	L	0-20
Oct. 7	Guilford	W	33-0
Oct. 19	at NC State	L	0-6
Nov. 4	at South Carolina	W	33-7
Nov. 11	at Virginia Tech	L	0-52
Nov. 17	Wofford	W	41-0

1917

Coach: E.T. MacDonnell
Record: 1-6-1 Captain: Ashley D. Pace

Sept. 29	at Georgia Tech	L	0-33
Oct. 6	at Furman	L	6-7
Oct. 13	Guilford	W	20-0
Oct. 18	NC State	L	6-17
Oct. 27	at Maryland	L	13-29
Nov. 3	Virginia Tech	L	0-50
Nov. 17	Davidson	L	7-72
Nov. 29	Hampden-Sydney	T	7-7

1918

Coach: Harry Rabenhorst
Record: 1-3 Captain: Harry Rabenhorst

Nov. 2	at North Carolina	L	7-13
Nov. 9	at Virginia Tech	L	0-25
Nov. 16	Washington & Lee	L	7-20
Nov. 23	NC State	W	21-0

1919

Coach: Harry Rabenhorst
Record: 2-6 Captain: Harry Rabenhorst

Sept. 26	Davidson	L	0-21
Oct. 6	at Georgia Tech	L	0-14
Oct. 18	at North Carolina	L	0-6
Oct. 25	at Furman	L	7-39
Nov. 1	at Sewanee Club (VA)	W	39-3
Nov. 8	at Virginia Tech	L	0-40
Nov. 15	Guilford	W	65-0
Nov. 27	at NC State	L	7-21

1920

Coach: J.L. White
Record: 2-7 Captain: Harry Rabenhorst

Sept. 25	at Georgia Tech	L	0-44
Oct. 2	at North Carolina	L	0-6
Oct. 9	at Washington & Lee	L	0-27
Oct. 16	at Davidson	L	7-27
Oct. 23	at Furman	L	0-17
Oct. 30	Guilford	W	48-6
Nov. 6	Elon	W	29-0
Nov. 13	at Richmond	L	7-20
Nov. 25	NC State	L	7-49

1921

Coach: J.L. White
Record: 2-8 Captain: Fitzhugh L. Fulton

Sept. 24	at Georgia Tech	L	0-42
Oct. 1	North Carolina	L	0-21
Oct. 8	at Virginia Military	L	0-20
Oct. 15	at Davidson	W	10-7
Oct. 22	at William & Mary	L	14-21
Oct. 29	Guilford	W	28-0
Nov. 5	at Richmond	L	0-41
Nov. 11	Trinity (Duke)	L	0-17
Nov. 19	NC State	L	0-14
Nov. 24	at Hampden-Sydney	L	14-39

1922

Coach: George Levene
Record: 3-5-2 Captain: George Heckman

Sept. 23	Atlantic Christian	W	34-0
Sept. 30	North Carolina ¹	L	3-62
Oct. 7	Elon	W	7-0
Oct. 14	Davidson	T	6-6
Oct. 21	at Lynchburg	L	7-20
Oct. 27	at Guilford	T	0-0
Nov. 4	William & Mary	L	0-18
Nov. 11	Trinity (Duke)	L	0-3
Nov. 25	NC State	L	0-32
Nov. 30	Hampden-Sydney	W	9-3

1 - Goldsboro, N.C.

HANK GARRITY

1923-25 (3 seasons)
 19-7-1 (.722)

1923

Record: 6-3 Captain: Pete Pegano

Sept. 29	at North Carolina	L	0-22	5,000
Oct. 6	Guilford	W	41-0	
Oct. 13	Lynchburg	W	25-0	
Oct. 20	at Davidson	W	6-0	4,000
Oct. 27	at Florida ¹	L	7-16	7,000
Nov. 10	Trinity (Duke) ²	W	16-6	1,500
Nov. 17	Elon	W	9-6	
Nov. 24	NC State	W	14-0	4,000
Dec. 1	at South Carolina	L	7-14	

1 - Tampa, Fla., 2 - Winston-Salem, N.C.

YEAR-BY-YEAR RESULTS

1924

Record: 7-2 Captain: Bill Moran

Sept. 27	North Carolina	W	7-6	3,000
Oct. 11	at Washington & Lee	W	10-8	
Oct. 18	at Florida ¹	L	0-34	
Oct. 25	at Lynchburg	W	37-7	
Nov. 1	Guilford	W	67-0	
Nov. 11	at Trinity (Duke)	W	32-0	7,000
Nov. 15	Elon	W	42-0	
Nov. 22	at NC State	W	12-0	6,000
Nov. 27	at South Carolina	L	0-7	

1 - Tampa, Fla.

1925

Record: 6-2-1 Captain: Murray Greason

Sept. 26	at North Carolina	W	6-0	
Oct. 3	at Davidson	T	7-7	6,000
Oct. 10	Lenoir-Rhyne	W	49-0	
Oct. 24	at Florida	L	3-24	
Oct. 31	Guilford	W	25-0	
Nov. 7	at Duke	W	21-3	
Nov. 14	at NC State	L	0-6	
Nov. 20	Furman ¹	W	9-0	
Nov. 26	at Elon	W	65-0	

1 - Asheville, N.C.

JAMES BALDWIN

1926-27 (2 seasons)
7-10-3 (.425)

1926

Record: 5-4-1 Captain: Blaine Rackley

Sept. 25	North Carolina	W	13-0	
Oct. 2	at Wofford ¹	W	27-0	
Oct. 9	at Furman	L	0-10	
Oct. 16	Presbyterian	L	0-13	
Oct. 23	at Davidson	T	3-3	
Oct. 30	Duke ²	W	21-0	
Nov. 6	Elon	W	53-0	
Nov. 13	at William & Mary	L	6-13	
Nov. 20	Guilford	W	60-0	
Nov. 29	at NC State	L	3-7	4,000

1 - Salisbury, NC; 2 - Goldsboro, NC

1927

Record: 2-6-2 Captain: Austin G. Ober

Sept. 24	at North Carolina	W	9-8	
Oct. 1	Elon	T	0-0	
Oct. 7	at Presbyterian ¹	L	7-14	
Oct. 13	at NC State	L	7-30	
Oct. 22	Davidson ²	T	13-13	
Oct. 29	Duke	L	6-32	
Nov. 5	Furman	L	0-53	
Nov. 11	at Quantico Marines	L	10-39	
Nov. 19	High Point	W	13-0	
Nov. 24	at Mercer ¹	L	0-34	3,500

1 - Asheville, NC; Greensboro, NC

STANLEY COFALL

1928 (1 season)
2-6-2 (.300)

1928

Record: 2-6-2 Captain: Hal Weir

Sept. 29	at North Carolina	L	0-65	
Oct. 6	Presbyterian	L	7-12	
Oct. 13	at William & Mary	T	0-0	
Oct. 18	at NC State	L	0-37	
Oct. 27	at Davidson	W	25-6	
Nov. 3	Furman	L	0-18	
Nov. 10	at Duke	L	0-38	
Nov. 16	Wofford	T	7-7	
Nov. 29	at Mercer	L	12-14	
Dec. 25	at Miami (FL)	W	13-6	

F.S. "PAT" MILLER

1929-32 (4 seasons)
18-15-4 (.540)

1929

Record: 6-5-1 Captain: Johnny Cox

Sept. 21	Catawba	W	20-0	
Sept. 28	at North Carolina	L	0-48	
Oct. 5	at Richmond	W	19-0	
Oct. 11	Elon	W	25-6	
Oct. 17	at NC State	L	6-8	
Oct. 26	Davidson	W	6-0	
Nov. 2	at Furman	L	0-12	
Nov. 9	at Wofford	W	18-0	
Nov. 16	at Navy	L	0-61	
Nov. 19	Presbyterian ¹	T	0-0	
Nov. 23	at Duke	L	0-20	
Nov. 28	Mercer ²	W	13-0	

1 - Greensboro, NC; 2 - Asheville, NC

1930

Record: 5-3-1 Captain: Jack Parker

Sept. 27	at North Carolina	L	7-13	
Oct. 4	Guilford	W	20-0	
Oct. 10	Baltimore	W	44-0	1,000
Oct. 16	at NC State	W	7-0	
Oct. 25	Mercer	W	21-0	
Nov. 1	at Temple	L	0-36	10,000
Nov. 8	Presbyterian ¹	L	0-13	
Nov. 22	Duke	T	13-13	
Nov. 27	Davidson ²	W	13-2	

1 - Asheville, NC; 2 - Charlotte, NC

1931

Record: 4-4 Captain: Leon Brogden

Sept. 26	at North Carolina	L	0-37	
Oct. 3	Furman ¹	L	6-36	
Oct. 16	at NC State	W	6-0	
Oct. 23	at Duke	L	0-28	
Oct. 31	Erskine	W	13-0	
Nov. 7	Presbyterian ²	W	12-0	
Nov. 14	at Oglethorpe	L	0-37	
Nov. 26	Davidson ³	W	7-0	8,000

1 - Gastonia, NC; 2 - Greensboro, NC; 3 - Charlotte, NC

1932

Record: 3-3-2 Captain: Bill Green

Sept. 24	at North Carolina	T	0-0	9,000
Oct. 8	South Carolina ¹	W	6-0	
Oct. 15	at NC State	T	0-0	
Oct. 21	at Duke	L	0-9	
Oct. 29	at Delaware	W	7-0	
Nov. 5	at Catholic	L	6-14	
Nov. 11	Carson-Newman	W	20-6	
Nov. 24	at Davidson	L	0-7	

1 - Charlotte, NC

JAMES H. WEAVER

1933-36 (4 seasons)
10-23-1 (.309)

1933

Record: 0-5-1 Captain: Duncan Wilson

Oct. 7	at Duke	L	0-22	8,000
Oct. 21	at NC State	T	0-0	
Oct. 28	Catholic	L	0-12	
Nov. 4	Clemson ¹	L	0-13	
Nov. 11	at North Carolina	L	0-26	
Nov. 30	Davidson ¹	L	13-20	

1 - Charlotte, NC

1934

Record: 3-7 Captain: Pat Swan

Sept. 22	Guilford	W	62-0	
Sept. 29	at North Carolina	L	0-21	
Oct. 6	at NC State	W	13-12	11,000
Oct. 11	Furman ¹	L	2-3	
Oct. 20	Presbyterian	W	14-6	
Oct. 26	at George Washington	L	2-6	
Nov. 3	Emory & Henry	L	0-13	
Nov. 10	at Duke	L	7-28	
Nov. 17	at Richmond	L	6-39	
Nov. 29	at Davidson	L	12-13	

1 - Florence, SC

1935

Record: 2-7 Captain: Perk Reinhardt

Sept. 21	Duke ¹	L	7-26	
Sept. 28	at North Carolina	L	0-14	8,000
Oct. 5	at Clemson	L	7-13	
Oct. 12	at NC State	L	6-21	
Oct. 18	Furman ²	L	0-9	
Oct. 26	George Washington	W	7-6	3,000
Nov. 1	Presbyterian	W	18-0	
Nov. 15	Miami (FL)	L	0-3	
Nov. 28	Davidson	L	7-14	

1 - Greensboro, NC; 2 - Charlotte, NC

1936

Record: 5-4 Captain: Ed Rogers

Sept. 26	North Carolina ¹	L	7-14	
Oct. 3	at NC State	W	9-0	
Oct. 10	Wofford	W	32-0	
Oct. 16	Clemson	W	6-0	
Oct. 23	at George Washington	L	12-13	
Oct. 31	Presbyterian	W	19-0	
Nov. 7	Duke (15)	L	0-20	
Nov. 13	Erskine	W	19-6	
Nov. 26	at Davidson	L	6-19	

1 - Charlotte, NC



D.C. WALKER

1937-50 (14 seasons)
77-51-6 (.597)

1937

Record: 3-6 Captain: A.M. Munford

Sept. 25	at Tennessee	L	0-32	
Oct. 1	at George Washington	L	6-34	15,000
Oct. 8	Erskine	W	19-0	4,000
Oct. 16	North Carolina	L	0-28	
Oct. 23	NC State	L	0-20	
Oct. 30	at Clemson	L	0-32	
Nov. 6	at Duke (11)	L	0-67	
Nov. 12	at Wofford	W	24-0	
Nov. 25	Davidson ¹	W	19-7	10,000

1 - Charlotte, NC

1938

Record: 4-5-1 Captain: George Wirtz

Sept. 17	Randolph-Macon	W	57-6	5,000
Sept. 24	at North Carolina	L	6-14	14,000
Sept. 30	The Citadel ¹	W	31-0	5,000
Oct. 8	at South Carolina	W	20-19	
Oct. 15	at NC State	L	7-19	14,000
Oct. 22	Duke ² (9)	L	0-7	10,000
Oct. 28	Clemson	L	0-7	
Nov. 5	at Virginia Military	T	6-6	4,000
Nov. 12	Western Maryland	L	13-20	
Nov. 24	Davidson ¹	W	21-0	

1 - Charlotte, NC; 2 - Winston-Salem, NC

YEAR-BY-YEAR RESULTS

1939

Record: 7-3 Captain: Rupert Pate

Sept. 16	at Elon ¹	W	34-0	
Sept. 23	at South Carolina	W	19-7	
Sept. 30	at North Carolina	L	6-36	18,000
Oct. 6	at Miami (FL)	W	33-0	
Oct. 14	at NC State	W	32-0	15,000
Oct. 21	Western Maryland	W	66-0	
Oct. 28	at Duke (13)	L	0-6	16,000
Nov. 4	at Marshall	W	14-13	
Nov. 11	at Clemson	L	7-20	12,000
Nov. 30	Davidson ²	W	46-7	10,000

1 - Greensboro, NC; 2 - Charlotte, NC

1940

Record: 7-3 Captain: Jimmy Ringgold

Sept. 21	William Jewell	W	79-0	1,500
Sept. 28	at North Carolina	W	12-0	15,500
Oct. 5	Furman	W	19-0	4,000
Oct. 12	at Clemson	L	0-39	18,000
Oct. 19	Marshall	W	31-19	5,000
Oct. 26	Duke	L	0-23	21,000
Nov. 1	at George Washington	W	18-0	10,000
Nov. 9	at NC State	W	20-14	10,000
Nov. 16	at Texas Tech	L	7-12	10,000
Nov. 28	South Carolina ¹	W	7-6	9,000

1 - Charlotte, NC

1941

Record: 5-5-1 Captains: Cal Givler, John Polanski

Sept. 20	at Camp Davis	W	65-0	10,000
Sept. 28	at Duke	L	14-43	15,000
Oct. 4	at Furman	W	52-13	8,000
Oct. 11	at South Carolina	T	6-6	12,000
Oct. 18	at NC State	W	7-0	15,000
Oct. 25	North Carolina	W	13-0	14,000
Nov. 1	at Marshall	L	6-16	10,000
Nov. 8	at Boston College	L	6-26	
Nov. 15	at Clemson	L	0-29	11,000
Nov. 20	at George Washington	W	42-0	6,000
Nov. 29	Texas Tech ¹	L	6-35	7,000

1 - Charlotte, NC

1942

Record: 6-2-1 Captain: Pat Preston

Sept. 26	at North Carolina	L	0-6	9,000
Oct. 3	Duke	W	20-7	7,000
Oct. 10	at Furman	W	14-6	7,000
Oct. 17	at NC State	T	0-0	15,000
Oct. 24	at Boston College (10)	L	0-27	20,000
Oct. 31	Clemson	W	19-6	
Nov. 7	Virginia Military ¹	W	28-0	6,000
Nov. 13	at George Washington	W	20-0	
Nov. 26	South Carolina ²	W	33-14	8,500

1 - Winston-Salem, NC; 2 - Charlotte, NC

1943

Record: 4-5 Captains: Elmer Barbour, Russell Perry

Sept. 25	at Camp Davis	L	20-24	20,000
Oct. 2	at Maryland	L	7-13	
Oct. 8	at Georgia	L	0-7	7,500
Oct. 16	at NC State	W	54-6	9,000
Oct. 23	Virginia Military ¹	W	21-0	3,000
Oct. 30	at Clemson	W	41-12	5,000
Nov. 6	at N.C. Pre-Flight	W	20-12	5,000
Nov. 13	at Greensboro AAB	L	0-14	10,000
Nov. 25	South Carolina ²	L	2-13	7,000

1 - Lynchburg, VA; 2 - Charlotte, NC

1944

Record: 8-1 Captain: Elmer Barbour

Sept. 23	at North Carolina	W	7-0	13,000
Sept. 29	at Georgia	W	14-7	12,000
Oct. 7	Maryland	W	39-0	1,500
Oct. 14	Virginia Military ¹	W	38-7 (17)	
Oct. 21	at NC State	W	21-7	11,000
Oct. 27	at Miami (FL)	W	27-0 (18)	18,232
Nov. 4	Clemson	W	13-7 (17)	4,000
Nov. 11	at Duke (20)	L	0-34 (12)	27,000
Nov. 23	South Carolina ²	W	19-13	9,000

1 - Greensboro, NC; 2 - Charlotte, NC

1945

Record: 5-3-1 Captain: Nick Sacrinty

Sept. 29	at Tennessee	L	6-7	16,000
Oct. 6	at Army	L	0-54	10,000
Oct. 13	Duke	L	19-26	20,000
Oct. 20	at NC State	W	19-18	17,000
Nov. 3	Presbyterian	W	53-0	1,500
Nov. 17	at North Carolina	W	14-13	20,000
Nov. 22	South Carolina ¹	T	13-13	16,000
Dec. 1	at Clemson (16)	W	13-6	16,000
Jan. 1	South Carolina ²	W	26-14 (19)	10,000

1 - Charlotte, NC; 2 - Gator Bowl/Jacksonville, Fla.

1946

Gator Bowl
Record: 6-3 Captain: Appointed each game

Sept. 27	at Boston College	W	12-6	38,500
Oct. 4	at Georgetown	W	19-6	16,500
Oct. 12	Clemson	W	19-7	8,000
Oct. 19	NC State	L	6-14	23,000
Oct. 26	at Tennessee (4)	W	19-6	25,000
Nov. 1	at Chattanooga	W	32-14 (12)	9,000
Nov. 9	at Duke	L	0-13 (13)	25,000
Nov. 16	at North Carolina (15)	L	14-26	30,000
Nov. 28	South Carolina ¹	W	35-0	17,000

1 - Charlotte, NC

1947

Record: 6-4 Captains: Harry Clark, Ed Royston

Sept. 27	Georgetown	W	6-0	10,000
Oct. 4	at Clemson	W	16-14	14,500
Oct. 11	at North Carolina (19)	W	19-7	35,000
Oct. 18	at George Washington	W	39-7 (14)	12,000
Oct. 25	Duke (15)	L	6-13 (11)	24,600
Nov. 1	at William & Mary	L	0-21	16,000
Nov. 8	at Boston College	W	14-13	30,279
Nov. 15	at NC State	L	0-20	20,000
Nov. 21	Duquesne ¹	W	33-0	10,000
Nov. 27	South Carolina ²	L	0-6	17,000

1 - Winston-Salem, NC; 2 - Charlotte, NC

1948

Dixie Bowl
Record: 6-4 Captain: Bernie Hanula

Sept. 18	at George Washington	W	27-13	10,000
Sept. 24	at Boston College	L	9-26	27,000
Oct. 2	at William & Mary	W	21-12	17,000
Oct. 9	North Carolina (2)	L	6-28	27,000
Oct. 16	at Duquesne	W	41-15	
Oct. 30	NC State	W	34-13	22,330
Nov. 6	at Duke	W	27-20 (18)	20,000
Nov. 13	Clemson ¹ (10)	L	14-21 (19)	20,000
Nov. 25	at South Carolina	W	38-0	18,000
Jan. 1	Baylor ²	L	7-20 (20)	20,000

1 - Winston-Salem, NC; 2 - Dixie Bowl/Birmingham, AL

1949

Record: 4-6 Captain: Ed Bradley

Sept. 17	Duquesne	W	22-7	12,000
Sept. 24	at SMU	L	7-13	51,000
Sept. 30	at Boston College	L	7-13	19,156
Oct. 8	Georgetown	L	6-12	7,000
Oct. 15	at North Carolina (6)	L	14-28	44,000
Oct. 22	William & Mary	W	55-28	12,000
Oct. 29	at Clemson	W	35-21	19,000
Nov. 5	at Duke	W	27-7	35,000
Nov. 12	at NC State	L	14-27 (18)	20,000
Nov. 26	at South Carolina	L	20-27	20,000

1950

Record: 6-1-2 Captain: Bob Auffarth

Sept. 22	at Boston College	T	7-7	12,324
Sept. 30	Richmond	W	43-0	8,500
Oct. 7	at William & Mary	W	47-0	12,000
Oct. 14	at North Carolina	W	13-7	43,500
Oct. 21	George Washington	W	13-0 (19)	10,000
Oct. 28	Clemson (16)	L	12-13 (17)	22,000
Nov. 11	at Duke	W	13-7	25,000
Nov. 18	NC State	T	6-6 (16)	20,000
Nov. 25	at South Carolina	W	14-7	14,000



TOM ROGERS

1951-55 (5 seasons)
21-25-4 (.460)

1951

Record: 6-4 Captain: Appointed each game

Sept. 21	at Boston College	W	20-6	20,587
Sept. 29	at NC State	W	21-6	22,300
Oct. 6	Richmond	W	56-6	7,000
Oct. 13	at William & Mary ¹	L	6-7	18,000
Oct. 19	at George Washington	W	27-13	10,000
Oct. 27	North Carolina	W	39-7	24,000
Nov. 3	at Clemson	L	6-21	24,000
Nov. 10	at Duke	W	19-13	30,000
Nov. 17	at Baylor (10)	L	0-42	20,000
Nov. 24	at South Carolina	L	6-21	18,000

1 - Richmond, VA

1952

Record: 5-4-1 Captain: Jack Lewis

Sept. 20	at Baylor	L	14-17	16,000
Sept. 27	at William & Mary	W	28-21	13,000
Oct. 4	Boston College ¹	T	7-7	11,000
Oct. 11	at Villanova (14)	L	0-20	10,000
Oct. 18	at North Carolina	W	9-7	30,000
Nov. 1	NC State	W	21-6	12,000
Nov. 8	at Texas Christian	L	9-27	12,000
Nov. 15	Duke	L	7-14	15,000
Nov. 22	at Furman	W	28-0	10,000
Nov. 29	South Carolina ¹	W	39-14	6,000

1 - Winston-Salem, NC

1953

First Season of the ACC
Record: 3-6-1, 2-3 ACC Captain: Sonny George

Sept. 19	William & Mary ¹	L	14-16	20,000
Sept. 26	at Duke (10)	L	0-19	20,000
Oct. 3	Villanova ²	W	18-12	10,000
Oct. 10	North Carolina	L	13-18	12,000
Oct. 17	at NC State	W	20-7	12,000
Oct. 24	at Richmond	T	13-13	7,000
Oct. 31	at Clemson	L	0-18	18,000
Nov. 7	at Boston College	L	7-20	3,273
Nov. 21	Furman	L	19-21	5,000
Nov. 26	South Carolina ³ (15)	W	19-13	11,000

1 - Richmond, VA; 2 - Winston-Salem, NC; 3 - Charlotte, NC

1954

Record: 2-7-1, 1-4-1 ACC Captain: Ed Stowers

Sept. 18	George Washington	W	14-0	3,000
Sept. 25	Virginia Tech ¹	L	0-32	17,000
Oct. 2	NC State	W	26-0	8,000
Oct. 9	Maryland ² (13)	T	13-13	12,000
Oct. 23	North Carolina	L	7-14	24,000
Oct. 30	Clemson ³	L	20-32	9,296
Nov. 6	at Richmond	L	0-13	8,000
Nov. 13	Duke	L	21-28	10,000
Nov. 20	at William & Mary	L	9-13	2,200
Nov. 27	at South Carolina	L	19-20	10,000

1 - Richmond, VA; 2 - Winston-Salem, NC; 3 - Charlotte, NC

1955

Record: 5-4-1, 3-3-1 ACC Captains: Bob Bartholomew, Nick Consoles

Sept. 17	Virginia Tech	W	13-0	7,500
Sept. 24	South Carolina ¹	W	34-19	8,500
Oct. 1	at West Virginia (13)	L	0-46	25,000
Oct. 8	at Maryland (1)	L	7-28	16,000
Oct. 15	at NC State	T	13-13	13,000
Oct. 22	North Carolina	W	25-0	12,000
Oct. 29	at Clemson	L	13-19	20,000
Nov. 5	William & Mary	W	13-7	4,500
Nov. 12	at Virginia	W	13-7	12,000
Nov. 19	at Duke (20)	L	0-14	15,000

1 - Winston-Salem, NC

YEAR-BY-YEAR RESULTS



PAUL AMEN
1956-59 (4 seasons)
11-26-3 (.313)

1956

First Season in Winston-Salem

Record: 2-5-3, 1-5-1 ACC Captains: Bill Barnes, David Lee

Sept. 22	at William & Mary	W	39-0	8,500
Sept. 29	Maryland	L	0-6	13,000
Oct. 6	at Virginia	L	6-7	13,000
Oct. 13	Clemson	L	0-17	13,000
Oct. 20	at Florida State	T	14-14	14,000
Oct. 27	at North Carolina	T	6-6	27,000
Nov. 3	NC State	W	13-0	14,000
Nov. 10	at Virginia Tech	T	13-13	7,000
Nov. 17	Duke	L	0-26	12,000
Nov. 22	South Carolina ¹	L	0-13	12,072

1 - Charlotte, NC

1957

Record: 0-10, 0-7 ACC Captains: Eddie Moore, George Johnson

Sept. 28	at Florida	L	0-27	28,000
Oct. 5	Virginia	L	20-28	10,000
Oct. 12	at Maryland	L	0-27	16,000
Oct. 19	at Duke (5)	L	7-34	15,000
Oct. 26	North Carolina	L	7-14	15,000
Nov. 2	at NC State (10)	L	0-19	10,000
Nov. 9	Virginia Tech	L	3-10	5,500
Nov. 16	West Virginia	L	14-27	5,000
Nov. 23	at Clemson	L	6-13	18,000
Nov. 30	South Carolina	L	7-26	3,000

1958

Record: 3-7, 2-4 ACC Captains: Frank Thompson, Charlie Carpenter

Sept. 20	Maryland	W	34-0	8,000
Sept. 27	Virginia Tech ¹	W	13-6	7,000
Oct. 4	at Florida State	L	24-27	19,700
Oct. 11	NC State	W	13-7	18,500
Oct. 18	at Villanova	L	7-9	11,439
Oct. 25	at North Carolina	L	7-26	33,000
Nov. 1	at Clemson (19)	L	12-14	26,000
Nov. 15	Duke	L	0-29	20,000
Nov. 22	at Auburn (2)	L	7-21	20,000
Nov. 27	at South Carolina (16)	L	7-24	16,000

1 - Norfolk, VA

1959

Record: 6-4, 4-3 ACC Captains: Neil MacLean, Buck Jolly

Sept. 19	at Florida State	W	22-20	19,300
Sept. 26	Virginia Tech	W	27-18	8,000
Oct. 3	at Tulane	L	0-6	18,000
Oct. 10	at Maryland	W	10-7	21,000
Oct. 17	at NC State	W	17-14	16,000
Oct. 24	North Carolina	L	19-21	19,000
Oct. 31	Virginia	W	34-12	7,500
Nov. 14	at Duke	L	15-27	25,000
Nov. 21	at Clemson (19)	L	31-33	34,000
Nov. 28	South Carolina ¹	W	43-20	12,600

1 - Charlotte, NC



BILLY HILDEBRAND
1960-63 (4 seasons)
7-33 (.175)

1960

Record: 2-8, 2-5 ACC Captains: Norman Snead, Wayne Wolff

Sept. 24	Clemson (9)	L	7-28	22,000
Oct. 1	at Florida State	L	6-14	19,100
Oct. 8	at Virginia Tech	L	13-22	11,000
Oct. 15	at North Carolina	W	13-12	36,000
Oct. 22	Maryland	L	13-14	11,000
Oct. 29	at Virginia	W	28-20	12,000
Nov. 5	NC State	L	12-14	14,500
Nov. 12	Duke	L	7-34	16,500
Nov. 19	at LSU	L	0-16	50,000
Nov. 26	at South Carolina	L	20-41	15,000

1961

Record: 4-6, 3-4 ACC Captain: Charles Reiley

Sept. 23	at Baylor	L	0-31	28,000
Sept. 30	South Carolina	L	7-10	12,000
Oct. 7	at Duke	L	3-23	20,000
Oct. 14	at Clemson	W	17-13	26,000
Oct. 21	at NC State	L	0-7	16,000
Oct. 28	Virginia	W	21-15	7,500
Nov. 4	at Auburn	L	7-21	2,000
Nov. 11	Virginia Tech	W	24-15	8,000
Nov. 18	at Maryland	L	7-10	24,000
Nov. 25	North Carolina	W	17-14	11,000

1962

Record: 0-10, 0-7 ACC Captain: Bill Shendow

Sept. 22	at Army	L	14-40	17,250
Sept. 29	Maryland	L	2-13	12,000
Oct. 6	Clemson	L	7-24	8,100
Oct. 13	South Carolina	L	6-27	18,942
Oct. 20	at Virginia	L	12-14	16,000
Oct. 27	at North Carolina	L	14-23	26,000
Nov. 3	at Tennessee	L	0-23	22,325
Nov. 10	at Virginia Tech	L	8-37	8,200
Nov. 17	Duke	L	0-50	12,000
Nov. 22	NC State	L	3-27	5,000

1963

Record: 1-9, 1-5 ACC Captain: Bill Faircloth

Sept. 21	at East Carolina	L	10-20	17,000
Sept. 28	Virginia Tech	L	0-27	7,000
Oct. 5	North Carolina	L	0-21	12,000
Oct. 12	at Florida State	L	0-35	15,000
Oct. 19	at Army	L	0-47	30,200
Oct. 26	Maryland	L	0-32	5,000
Nov. 2	at Clemson	L	0-36	21,000
Nov. 9	at Duke	L	7-39	18,000
Nov. 16	South Carolina	W	20-19	7,000
Nov. 22	at NC State	L	0-42	15,200



BILL TATE
1964-68 (5 seasons)
17-32-1 (.350)

1964

Record: 5-5, 4-3 ACC Captain: Appointed each game

Sept. 19	at Virginia	W	31-21	14,000
Sept. 26	at Virginia Tech ¹	W	38-21	21,000
Oct. 3	at North Carolina	L	0-23	39,468
Oct. 10	at Vanderbilt	L	6-9	12,000
Oct. 17	Clemson	L	2-21	13,000
Oct. 24	at Maryland	W	21-17	22,000
Oct. 31	at Memphis State	L	14-23	14,187
Nov. 7	Duke	W	20-7	17,000
Nov. 14	at South Carolina	L	13-23	21,963
Nov. 20	NC State	W	27-13	17,300

1 - Roanoke, VA

1965

Record: 3-7, 1-5 ACC Captain: Appointed each game

Sept. 18	at Virginia Tech ¹	L	3-12	20,000
Sept. 25	at NC State	L	11-13	17,500
Oct. 2	Vanderbilt	W	7-0	11,000
Oct. 9	Maryland	L	7-10	18,000
Oct. 16	at South Carolina	L	7-38	28,000
Oct. 23	North Carolina	W	12-10	17,500
Oct. 30	at Clemson	L	13-26	24,000
Nov. 6	at Florida State	L	0-35	25,600
Nov. 13	at Duke	L	7-40	25,000
Nov. 20	at Memphis State	W	21-20	17,800

1 - Roanoke, VA

1966

Record: 3-7, 2-4 ACC Captain: Appointed each game

Sept. 17	at Virginia	L	10-24	17,000
Sept. 24	at Maryland	L	7-34	26,500
Oct. 1	NC State	L	12-15	11,000
Oct. 8	at Auburn	L	6-14	22,000
Oct. 15	at South Carolina	W	10-6	26,593
Oct. 22	at North Carolina	W	3-0	37,000
Oct. 29	Clemson	L	21-23	15,700
Nov. 5	Virginia Tech	L	0-11	13,000
Nov. 12	Memphis State	W	21-7	8,000
Nov. 19	at Florida State	L	0-28	29,176

1967

Record: 4-6, 3-4 ACC Captain: Appointed each game

Sept. 16	Duke ¹	L	13-31	22,450
Sept. 23	at Clemson	L	6-23	36,000
Sept. 29	at Houston (3)	L	6-50	41,769
Oct. 7	Virginia	L	12-14	11,000
Oct. 14	at Memphis State	L	10-42	17,030
Oct. 21	at NC State (5)	L	7-24	30,300
Oct. 28	at North Carolina	W	20-10	36,000
Nov. 4	South Carolina	W	35-21	13,000
Nov. 11	at Tulsa	W	31-24	23,500
Nov. 17	Maryland	W	35-17	14,500

1 - Raleigh, NC

1968

First Season at BB&T Field

Record: 2-7-1, 2-3-1 ACC Captain: Appointed each game

Sept. 14	NC State	L	6-10	30,000
Sept. 21	Clemson	T	20-20	22,000
Oct. 5	at Minnesota	L	19-24	39,277
Oct. 12	at Virginia Tech	L	6-7	31,000
Oct. 19	at Purdue (5)	L	27-28	57,694
Oct. 26	North Carolina	W	48-31	30,000
Nov. 2	Maryland	W	38-14	15,500
Nov. 9	South Carolina	L	21-34	16,000
Nov. 16	at Duke	L	3-18	17,500
Nov. 23	at Florida State	L	24-42	35,108



CAL STOLL
1969-71 (3 seasons)
15-17 (.469)

1969

Record: 3-7, 2-5 ACC Captain: Appointed each game

Sept. 13	at NC State	W	22-21	36,900
Sept. 20	at Auburn (20)	L	0-57	35,000
Sept. 27	Virginia Tech	W	16-10	20,000
Oct. 4	Maryland	L	14-19	16,000
Oct. 11	Duke	L	20-27	21,000
Oct. 18	at Clemson	L	14-28	31,000
Oct. 25	at North Carolina	L	3-23	31,500
Nov. 8	at Virginia	W	23-21	15,000
Nov. 15	South Carolina	L	6-24	25,000
Nov. 21	at Miami (FL)	L	7-49	24,817

1970

ACC Champions

Record: 6-5, 5-1 ACC Captain: Appointed each game

Sept. 12	at Nebraska (9)	L	12-36	66,103
Sept. 19	at South Carolina	L	7-43	42,219
Sept. 26	at Florida State	L	14-19	27,196
Oct. 3	at Virginia	W	27-7	21,500
Oct. 10	Virginia Tech	W	28-9	18,500
Oct. 17	Clemson	W	36-20	18,500
Oct. 24	North Carolina	W	14-13	30,500
Oct. 31	at Tennessee ¹ (9)	L	7-41	26,381
Nov. 7	at Duke	W	28-14	28,600
Nov. 14	NC State	W	16-13	31,000
Nov. 21	at Houston	L	2-26	28,569

1 - Memphis, TN

YEAR-BY-YEAR RESULTS

1971

Record: 6-5, 2-3 ACC Captain: Appointed each game

Sept. 11	Davidson	W	27-7	19,500
Sept. 18	at Virginia Tech	W	20-9	28,000
Sept. 25	Miami (FL)	L	10-29	24,500
Oct. 2	at Maryland	W	18-14	16,200
Oct. 9	at NC State	L	14-21	25,300
Oct. 16	Tulsa	W	51-21	18,700
Oct. 23	at North Carolina	L	3-7	44,000
Oct. 30	at Clemson	L	9-10	34,000
Nov. 6	William & Mary	W	36-29	19,000
Nov. 13	Duke	W	23-7	32,000
Nov. 20	at South Carolina	L	7-24	43,285




TOM HARPER

1972 (1 season)
2-9 (.182)

1972

Record: 2-9, 1-5 ACC Captains: Bruce Reinert, Donnie Brown

Sept. 9	Davidson	W	26-20	17,000
Sept. 16	at SMU	L	10-56	20,175
Sept. 23	at Tennessee (5)	L	6-45	66,266
Oct. 7	at Maryland	L	0-23	15,000
Oct. 14	NC State	L	13-42	25,000
Oct. 21	North Carolina	L	0-21	27,000
Oct. 28	Clemson	L	0-31	16,000
Nov. 4	at South Carolina	L	3-35	38,689
Nov. 11	at Duke	W	9-7	18,025
Nov. 18	Virginia	L	12-15	18,000
Nov. 25	Virginia Tech	L	9-44	6,500



CHUCK MILLS

1973-77 (5 seasons)
11-43-1 (.209)

1973

Record: 1-9-1, 0-5-1 ACC Captains: John Hardin, Clayton Heath, Ron Lennon

Sept. 15	Florida State	W	9-7	18,000
Sept. 22	William & Mary	L	14-15	18,000
Sept. 29	at Richmond	L	0-41	11,425
Oct. 6	at Texas (13)	L	0-41	50,700
Oct. 13	South Carolina	L	12-28	21,200
Oct. 20	Maryland	L	0-37	19,500
Oct. 27	at Virginia	L	10-21	16,000
Nov. 3	at Clemson	L	8-35	23,000
Nov. 10	Duke	T	7-7	20,500
Nov. 17	at North Carolina	L	0-42	37,500
Nov. 24	at NC State (16)	L	13-52	31,100

1974

Record: 1-10, 0-6 ACC Captains: Mike Arthur, Keith Carter, Dave Mebs

Sept. 7	NC State (18)	L	15-33	22,500
Sept. 14	William & Mary	L	6-17	11,800
Sept. 21	North Carolina	L	0-31	27,200
Oct. 5	at Oklahoma (2)	L	0-63	61,826
Oct. 12	at Penn State (15)	L	0-55	56,500
Oct. 19	at Maryland (18)	L	0-47	31,136
Oct. 26	Virginia	L	0-14	13,700
Nov. 2	Clemson	L	9-21	13,200
Nov. 9	at Duke	L	7-23	18,200
Nov. 16	at South Carolina	L	21-34	27,677
Nov. 23	Furman	W	16-10	7,800

1975

Record: 3-8, 3-3 ACC Captains: Doug Benfield, Clark Gaines, Lew Henderson

Sept. 6	SMU	L	7-14	13,400
Sept. 13	at NC State (15)	W	30-22	36,500
Sept. 20	Appalachian State	L	17-19	24,300
Sept. 27	Kansas State	L	16-17	17,700
Oct. 11	at Clemson	L	14-16	45,000
Oct. 18	Maryland (19)	L	0-27	19,300
Oct. 25	at Virginia	W	66-21	20,171
Nov. 1	at North Carolina	W	21-9	43,000
Nov. 8	Duke	L	14-42	28,900
Nov. 15	at South Carolina	L	26-37	37,656
Nov. 22	at Virginia Tech	L	10-40	2,900

1976

Record: 5-6, 3-3 ACC Captain: Bill Armstrong

Sept. 4	Virginia Tech	L	6-23	25,600
Sept. 11	NC State	W	20-18	28,900
Sept. 18	at Vanderbilt	L	24-27	21,900
Sept. 25	at Kansas State	W	13-0	25,500
Oct. 2	at Michigan (1)	L	0-31	103,241
Oct. 9	Clemson	W	20-14	180,000
Oct. 16	at Maryland (5)	L	15-17	46,321
Oct. 23	Virginia	L	17-18	18,300
Oct. 30	North Carolina	L	14-34	30,150
Nov. 6	at Duke	W	38-17	23,600
Nov. 13	at South Carolina (20)	W	10-7	49,773

1977

Record: 1-10, 0-6 ACC Captains: Don Cervi, Mike McGlamry, Larry Teary

Sept. 10	Furman	W	24-13	20,200
Sept. 17	Vanderbilt	L	0-3	24,250
Sept. 24	at NC State	L	14-41	45,500
Oct. 1	at Purdue	L	17-26	54,060
Oct. 8	at North Carolina	L	3-24	48,000
Oct. 15	Maryland	L	7-35	24,900
Oct. 22	at Virginia	L	10-12	21,500
Oct. 29	at Clemson (16)	L	0-26	40,445
Nov. 5	Duke	L	14-38	15,100
Nov. 12	South Carolina	L	14-24	13,150
Nov. 19	at Virginia Tech	L	10-28	20,000



JOHN MACKOVIC

1978-80 (3 seasons)
14-20 (.412)

1978

Record: 1-10, 1-5 ACC Captain: Appointed each game

Sept. 9	Virginia	W	14-0	21,500
Sept. 16	Virginia Tech	L	6-28	22,750
Sept. 23	at LSU (10)	L	11-13	77,197
Sept. 30	NC State	L	10-34	29,700
Oct. 7	at Purdue	L	7-14	54,362
Oct. 14	North Carolina	L	29-34	31,500
Oct. 21	at Maryland (6)	L	0-39	43,119
Oct. 28	at Auburn	L	7-21	52,210
Nov. 4	Clemson (16)	L	6-51	30,400
Nov. 11	at Duke	L	0-3	19,825
Nov. 18	at South Carolina	L	14-37	42,762

1979

Tangerine Bowl
Record: 8-4, 4-2 ACC Captains: Syd Kitson, Mark Lancaster, James McDougald, James Parker


Sept. 8	Appalachian State	W	30-23	26,500
Sept. 15	at Georgia (12)	W	22-21	57,500
Sept. 22	East Carolina	W	23-20	28,751
Sept. 29	at NC State (16)	L	14-17	44,800
Oct. 6	at Virginia Tech	W	19-14	36,600
Oct. 13	at North Carolina (14)	W	24-19	50,720
Oct. 20	Maryland	W	25-17	26,050
Oct. 27	Auburn (13)	W	42-38 (18)	34,060
Nov. 3	at Clemson	L	0-31 (14)	59,000
Nov. 10	Duke	W	17-14 (20)	28,300
Nov. 17	at South Carolina	L	14-35 (17)	56,407
Dec. 22	LSU ¹	L	10-34	38,666

¹ - Tangerine Bowl/Orlando, FL

1980

Record: 5-6, 2-4 ACC Captains: Bill Ard, Carlos Bradley, Jay Venuto

Sept. 6	Virginia Tech	L	7-16	24,500
Sept. 20	The Citadel	W	24-7	22,500
Sept. 27	at NC State	W	27-7	47,800
Oct. 4	at William & Mary	W	27-7	15,800
Oct. 11	North Carolina (8)	L	9-27	37,411
Oct. 18	at Maryland	L	10-11	36,472
Oct. 25	Virginia	L	21-24	23,300
Nov. 1	Clemson	L	33-35	28,200
Nov. 8	at Duke	W	27-24	23,000
Nov. 15	at South Carolina (14)	L	38-39	55,583
Nov. 22	Appalachian State	W	28-16	23,000



AL GROH

1981-86 (6 seasons)
26-40 (.394)

1981

Record: 4-7, 1-5 ACC Captain: Appointed each game

Sept. 5	South Carolina	L	6-23	29,300
Sept. 12	NC State	L	23-28	29,000
Sept. 19	at Auburn	W	24-21	63,000
Sept. 26	at Virginia Tech	L	14-30	42,200
Oct. 3	Appalachian State	W	15-14	24,500
Oct. 10	at North Carolina (5)	L	10-48	51,962
Oct. 17	Maryland	L	33-45	24,500
Oct. 24	at Virginia	W	24-21	24,222
Oct. 31	at Clemson (3)	L	24-82	61,500
Nov. 7	Duke	L	10-31	22,000
Nov. 14	at Richmond	W	34-22	15,285

1982

Record: 3-8, 0-6 ACC Captain: Appointed each game

Sept. 4	Western Carolina	W	31-10	25,476
Sept. 11	at Auburn	L	10-28	59,350
Sept. 18	at NC State	L	0-30	44,800
Sept. 25	Appalachian State	W	31-22	29,100
Oct. 2	at Virginia Tech	W	13-10	37,300
Oct. 9	North Carolina (12)	L	7-24	36,200
Oct. 16	at Maryland	L	31-52	35,100
Oct. 23	at Virginia	L	27-34	24,105
Nov. 6	at Duke	L	26-46	21,500
Nov. 13	Georgia Tech	L	7-45	19,257
Nov. 27	Clemson (10) ¹	L	17-21	80,000

¹ - Mirage Bowl/Tokyo, Japan

1983

Record: 4-7, 1-5 ACC Captains: Dan Dougherty, Danny Martin, Danny Rocco, Tim Salley, Gary Schofield

Sept. 3	Appalachian State	L	25-27	25,711
Sept. 10	at Virginia Tech	W	13-6	26,300
Sept. 17	Western Carolina	W	21-0	21,351
Sept. 24	at Richmond	W	31-6	6,923
Oct. 1	NC State	L	15-38	28,450
Oct. 8	at North Carolina (4)	L	10-30	51,171
Oct. 15	Maryland (16)	L	33-36	22,300
Oct. 22	Virginia	W	38-34	17,500
Oct. 29	at Clemson	L	17-24	66,000
Nov. 5	Duke	L	21-31	21,400
Nov. 12	at Georgia Tech	L	33-49	26,330

1984

Record: 6-5, 3-3 ACC Captains: Ronnie Burgess, Tony Coates, Ken McAllister, Mike Nesselt

Sept. 8	Virginia Tech	L	20-21	26,543
Sept. 15	Appalachian State	W	17-13	22,700
Sept. 22	at NC State	W	24-15	34,300
Sept. 29	at Maryland	L	17-38	32,700
Oct. 6	at Richmond	W	29-16	15,126
Oct. 13	North Carolina	W	14-3	33,778
Oct. 20	at Virginia	L	9-28	38,671
Oct. 27	William & Mary	W	34-21	23,712
Nov. 3	at Clemson*	L	14-37	70,000
Nov. 10	at Duke	W	20-16	28,000
Nov. 17	Georgia Tech	L	7-24	22,700

* - Game did not count in ACC standings

YEAR-BY-YEAR RESULTS

1985

Record: 4-7, 1-6 ACC Captains: Gary Baldinger, Foy White

Sept. 7	William & Mary	W	30-23	22,300
Sept. 14	at Boston University	W	30-0	12,062
Sept. 21	NC State	L	17-20	26,700
Sept. 28	Appalachian State	W	24-21	27,300
Oct. 5	at Tennessee (16)	L	29-31	93,345
Oct. 12	at North Carolina	L	14-34	49,000
Oct. 19	Maryland	L	3-26	23,700
Oct. 26	Virginia	L	18-20	19,400
Nov. 2	at Clemson	L	10-26	70,000
Nov. 9	Duke	W	27-7	19,800
Nov. 16	at Georgia Tech	L	10-41	28,575

1986

Record: 5-6, 2-5 ACC Captains: Rory Holt, Paul Kiser, Tim Morrison, Terence Ryan

Sept. 6	Appalachian State	W	21-13	28,700
Sept. 13	Boston University	W	31-0	17,800
Sept. 20	at NC State	L	38-42	37,400
Sept. 27	at Army	W	49-14	40,853
Oct. 4	Virginia	L	28-30	25,400
Oct. 11	North Carolina	L	30-40	31,350
Oct. 18	at Maryland	W	27-21	39,650
Nov. 1	Clemson	L	20-28	20,370
Nov. 8	at Duke	L	36-38	36,200
Nov. 15	at South Carolina	L	21-48	64,186
Nov. 22	Georgia Tech	W	24-21	17,300



BILL DOOLEY

1987-92 (6 seasons)
29-36-2 (.448)

1987

Record: 7-4, 4-3 ACC Captains: Chip Rives, Jimmie Simmons

Sept. 12	Richmond	W	24-0	14,250
Sept. 19	NC State	W	21-3	23,600
Sept. 26	Appalachian State	W	16-12	33,400
Oct. 3	at Army	W	17-13	36,690
Oct. 10	at North Carolina	W	22-14	50,000
Oct. 17	Maryland	L	0-14	25,175
Oct. 24	at Virginia	L	21-35	32,500
Oct. 31	at Clemson (14)	L	17-31	70,000
Nov. 7	Duke	W	30-27	23,500
Nov. 14	South Carolina (14)	L	0-30	34,720
Nov. 21	at Georgia Tech	W	33-6	21,114

1988

Record: 6-4-1, 4-3 ACC Captains: Mike Elkins, Ernie Purnsley

Sept. 3	at Villanova	W	31-11	11,624
Sept. 10	Illinois State	W	35-0	22,250
Sept. 17	at NC State	L	6-14	48,000
Sept. 24	at Michigan (19)	L	9-19	102,776
Oct. 8	North Carolina	W	42-24	33,500
Oct. 15	at Maryland	W	27-24	41,278
Oct. 22	Virginia	L	14-34	21,300
Oct. 29	Clemson (15)	L	21-38	27,300
Nov. 5	at Duke	W	35-16	35,500
Nov. 12	Georgia Tech	W	28-24	21,500
Nov. 19	Appalachian State	T	34-34	21,050

1989

Record: 2-8-1, 1-6 ACC Captains: James DuBose, Tony Mayberry

Sept. 9	Appalachian State	L	10-15	30,200
Sept. 16	NC State (19)	L	17-27	25,250
Sept. 23	at Army	L	10-14	35,898
Sept. 30	Rice	T	17-17	12,100
Oct. 7	at North Carolina	W	17-16	47,500
Oct. 14	Maryland	L	7-27	17,500
Oct. 21	at Virginia	L	28-47	33,700
Oct. 28	at Clemson (22)	L	10-44	72,000
Nov. 4	Duke	L	35-52	18,600
Nov. 11	Tulsa	W	29-17	27,100
Nov. 18	at Georgia Tech	L	14-43	28,732

1990

Record: 3-8, 0-7 ACC Captains: Steve Brown, Mike Smith

Sept. 1	at Rice	L	17-33	44,200
Sept. 8	Appalachian State	W	23-12	20,117
Sept. 15	at NC State	L	15-20	27,711
Sept. 29	Army	W	52-14	27,554
Oct. 6	North Carolina	L	24-31	23,124
Oct. 13	at Maryland	L	13-41	25,317
Oct. 20	Virginia (1)	L	14-49	32,700
Oct. 27	Clemson (19)	L	6-24	13,493
Nov. 3	at Duke	L	20-57	22,500
Nov. 17	Georgia Tech (4)	L	7-42	22,352
Nov. 24	at Vanderbilt	W	56-28	24,856

1991

Record: 3-8, 1-6 ACC Captains: Gregg Long, Marvin Mitchell, Anthony Williams

Sept. 14	Western Carolina	W	40-24	25,143
Sept. 21	NC State	L	3-30	28,234
Sept. 28	at Northwestern	L	14-41	49,200
Oct. 5	Appalachian State	L	3-17	17,342
Oct. 12	at North Carolina	L	10-24	41,900
Oct. 19	Maryland	L	22-23	17,342
Oct. 26	at Virginia	L	7-48	15,759
Nov. 2	at Clemson (16)	L	10-28	38,124
Nov. 9	Duke	W	31-14	22,276
Nov. 16	at Georgia Tech	L	3-27	23,447
Nov. 23	at Navy	W	52-24	24,387

1992

Independence Bowl
Record: 8-4, 4-4 ACC Captains: George Coghill, Ben Coleman, Maurice Miller

Sept. 5	North Carolina	L	17-35	23,447
Sept. 12	Appalachian State	W	10-7	22,135
Sept. 26	at Florida State (3)	L	7-35	33,860
Oct. 3	Virginia (14)	L	17-31	31,132
Oct. 10	at Vanderbilt	W	40-6	18,221
Oct. 17	at Maryland	W	30-23	21,839
Oct. 24	Army	W	23-7	33,600
Oct. 31	Clemson	W	18-15	21,839
Nov. 7	at Duke	W	28-14	46,121
Nov. 14	at Georgia Tech	W	23-10	40,006
Nov. 21	at NC State (13)	L	14-42 (25)	16,053
Dec. 31	Oregon ¹	W	39-35	25,142

¹ - Independence Bowl/Shreveport, LA

Wake Forest was ranked #25 in the final national poll.



JIM CALDWELL

1993-2000 (8 seasons)
26-63 (.292)

1993

Record: 2-9, 1-7 ACC Captains: Jim Kemp, John Leach, Dred Boone, Jay Williams

Sept. 4	Vanderbilt	L	12-27	26,918
Sept. 11	NC State (18)	L	16-34	23,895
Sept. 18	Appalachian State	W	20-3	26,918
Sept. 25	at Northwestern	L	14-26	55,000
Oct. 9	at North Carolina (15)	L	35-45	20,123
Oct. 16	at Clemson	W	20-16	66,666
Oct. 23	Duke	L	13-21	20,123
Oct. 30	at Florida State (1)	L	0-54	21,113
Nov. 6	at Virginia (21)	L	9-21	12,521
Nov. 13	Georgia Tech	L	28-38	31,203
Nov. 20	Maryland	L	32-33	25,067

1994

Record: 3-8, 1-7 ACC Captains: Kevin Giles, Richard Goodpasture, Eddie McKeel, Matt McNeel

Sept. 3	at Vanderbilt	L	14-35	20,317
Sept. 10	Appalachian State	W	12-10	24,787
Sept. 17	Florida State (3)	L	14-56	17,571
Sept. 24	at Maryland	L	7-31	20,183
Oct. 1	Army	W	33-27	17,571
Oct. 8	Virginia	L	6-42	21,445
Oct. 15	at NC State	L	3-34	68,000
Oct. 22	Duke	L	26-51	22,727
Oct. 29	at Clemson	L	8-24	35,706
Nov. 12	North Carolina	L	0-50	21,831
Nov. 19	at Georgia Tech	W	20-13	16,638

1995

Record: 1-10, 0-8 ACC Captains: Tucker Grace, Elton Ndoma-Ogar

Aug. 31	Appalachian State	L	22-24	18,616
Sept. 9	at Tulane	L	9-35	25,380
Sept. 16	Clemson	L	14-29	18,616
Sept. 23	at Navy	W	30-7	19,107
Sept. 30	at Virginia (11)	L	17-35	73,400
Oct. 7	Maryland	L	6-9	19,107
Oct. 14	at Florida State (1)	L	13-72	31,752
Oct. 21	at North Carolina	L	7-31	23,114
Oct. 28	at Duke	L	26-42	18,218
Nov. 4	Georgia Tech	L	23-24	23,114
Nov. 18	NC State	L	23-52	18,218

1996

Record: 3-8, 1-7 ACC Captains: William Clark, Harold Gragg, Doug Marsigli, Tom Steutzer

Aug. 29	Appalachian State	W	19-13	21,129
Sept. 7	Northwestern (13)	W	28-27	21,749
Sept. 14	at Georgia Tech	L	10-30	45,750
Sept. 21	Virginia (20)	L	7-42	23,220
Sept. 28	at Clemson	L	10-21	65,000
Oct. 5	North Carolina (15)	L	6-45	25,681
Oct. 19	at Maryland	L	0-52	30,212
Oct. 26	Navy	L	18-47	17,307
Nov. 9	Florida State (3) ¹	L	7-44	34,974
Nov. 16	Duke	W	17-16	17,842
Nov. 23	at NC State	L	22-37	40,500

¹ - Orlando, FL

1997

Record: 5-6, 3-5 ACC Captains: Thabiti Davis, Robert Fatzinger, Chris Gaskell, D'Angelo Solomon

Sept. 6	Northwestern (21)	W	27-20	24,320
Sept. 13	at East Carolina	L	24-25	38,031
Sept. 20	Georgia Tech	L	26-28	22,832
Sept. 25	NC State	W	19-18	24,259
Oct. 4	at Virginia	L	13-21	40,000
Oct. 11	at North Carolina (5)	L	12-30	57,000
Oct. 18	Maryland	W	35-17	17,893
Oct. 25	at Duke	W	38-24	28,531
Nov. 1	Clemson	L	16-33	23,411
Nov. 8	at Rutgers	W	28-14	11,717
Nov. 15	at Florida State (2)	L	7-58	70,026

1998

Record: 3-8, 2-6 ACC Captains: Desmond Clark, Brian Kuklick, Kelvin Moses, Jeffrey Muires

Sept. 5	at Air Force	L	0-42	47,972
Sept. 10	Navy	W	26-14	26,032
Sept. 26	at Clemson	W	29-19	60,000
Oct. 3	Appalachian State	L	27-30	26,885
Oct. 10	Duke	L	16-19	22,037
Oct. 17	at Maryland	W	20-10	23,419
Oct. 24	North Carolina	L	31-38	25,841
Oct. 31	Virginia (15)	L	17-38	22,718
Nov. 7	at NC State	L	27-38	51,500
Nov. 14	Florida State (5)	L	7-24	19,193
Nov. 21	at Georgia Tech (21)	L	35-63	40,110

YEAR-BY-YEAR RESULTS

1999

Record: 7-5, 3-5 ACC Captains: Jammie Deese, Dustin Lyman, DaLawn Parrish, Ben Sankey

Sept. 11	at Army	W	34-15	29,646
Sept. 18	at Virginia	L	7-35	50,000
Sept. 25	NC State (25)	W	31-7	23,450
Oct. 2	Rutgers	W	17-10	20,772
Oct. 9	Maryland	L	14-17	19,321
Oct. 16	at Florida State (1)	L	10-33	78,105
Oct. 23	UAB	W	47-3	20,578
Oct. 30	Clemson	L	3-12	24,105
Nov. 6	at North Carolina	W	19-3	40,000
Nov. 13	at Duke	L	35-48	29,457
Nov. 20	Georgia Tech (14)	W	26-23	25,230
Dec. 25	Arizona State ¹	W	23-3	20,000

1 - Jeep Aloha Bowl/Honolulu, HI

2000

Record: 2-9, 1-7 ACC Captains: Nick Bender, Mike Koch, Bryan Ray

Aug. 31	Appalachian State	L	16-20	26,853
Sept. 9	North Carolina	L	14-35	30,087
Sept. 16	at Clemson (16)	L	7-55	73,000
Sept. 30	Virginia	L	10-27	20,151
Oct. 7	Vanderbilt	L	10-17	18,213
Oct. 14	at Georgia Tech	L	20-52	43,829
Oct. 21	at Maryland	L	7-37	26,544
Nov. 4	Duke	W	28-26	19,224
Nov. 11	Florida State (3)	L	6-35	27,071
Nov. 18	at Navy	W	49-26	30,370
Nov. 25	at NC State	L	14-32	29,821



JIM GROBE

2001-13 (13 seasons)
77-82 (.484)

2001

Record: 6-5, 3-5 ACC Captains: Appointed each game

Sept. 1	at East Carolina	W	21-19	36,794
Sept. 8	Appalachian State	W	20-10	29,127
Sept. 22	Maryland	L	20-27	22,372
Sept. 29	at Florida State (15/18)	L	24-48	79,162
Oct. 6	NC State	L	14-17	27,401
Oct. 13	at Duke	W	42-35	10,835
Oct. 27	Clemson	L	14-21	21,290
Nov. 3	at Virginia	W	34-30	50,228
Nov. 10	at North Carolina	W	32-31	53,000
Nov. 17	Georgia Tech	L	33-38	24,263
Nov. 24	Northern Illinois	W	38-35	14,100

2002

Seattle Bowl
Record: 7-6, 3-5 ACC Captains: Appointed each game

Aug. 29	at Northern Illinois	L	41-42	19,653
Sept. 7	East Carolina	W	27-22	28,486
Sept. 14	at NC State (19/20)	L	13-32	51,094
Sept. 21	at Purdue	W	24-21	48,550
Sept. 28	Virginia	L	34-38	25,883
Oct. 5	at Georgia Tech	W	24-21	43,719
Oct. 12	Duke	W	36-10	25,856
Oct. 19	at Clemson	L	23-31	81,000
Oct. 26	North Carolina	W	31-0	31,476
Nov. 2	Florida State (18/20)	L	21-34	24,710
Nov. 23	Navy	W	30-27	31,476
Nov. 30	at Maryland (25/23)	L	14-32	39,066
Dec. 30	Oregon ¹	W	38-17	38,241

1 - Seattle Bowl, Seattle, WA

2003

Record: 5-7, 3-5 ACC Captains: Appointed each game

Aug. 30	at Boston College	W	32-28	42,563
Sept. 6	NC State (14/11)	W	38-24	35,741
Sept. 13	Purdue	L	10-16 (20/21)	29,853
Sept. 20	East Carolina	W	34-16	28,074
Sept. 27	at Virginia	L	24-27	60,884
Oct. 11	Georgia Tech	L	7-24	27,382
Oct. 18	at Duke	W	42-13	17,314
Oct. 25	at Florida State (6/7)	L	24-48	82,393
Nov. 1	Clemson	W	45-17	35,643
Nov. 8	at North Carolina	L	34-42	35,000
Nov. 15	Connecticut	L	17-51	22,435
Nov. 29	Maryland	L	28-41	18,783

2004

Record: 4-7, 1-7 ACC Captains: Appointed each game

Sept. 4	at Clemson (15/16)	L	30-37	81,473
Sept. 11	at East Carolina	W	31-17	38,141
Sept. 18	North Carolina A&T	W	42-3	27,893
Sept. 25	Boston College	W	17-14	29,461
Oct. 2	at NC State	L	21-27	53,800
Oct. 9	Virginia Tech	L	10-17	32,433
Oct. 23	Florida State (5/6)	L	17-20	31,403
Oct. 30	Duke	W	24-22	25,762
Nov. 13	North Carolina	L	24-31	37,623
Nov. 20	at Miami (12/12)	L	7-52	41,315
Nov. 27	at Maryland	L	7-13	48,226

2005

Record: 4-7, 3-5 ACC Captains: Goryal Scales, Steve Vallos

Sept. 1	Vanderbilt	L	20-24	25,384
Sept. 10	at Nebraska	L	3-31	77,380
Sept. 17	East Carolina	W	44-34	29,563
Sept. 24	Maryland	L	12-22	26,022
Oct. 1	Clemson	W	31-27	32,153
Oct. 8	at Florida State (4/5)	L	24-41	82,589
Oct. 15	at Boston College (14/14)	L	30-35	33,632
Oct. 22	NC State	W	27-19	33,316
Oct. 29	at Duke	W	44-6	15,347
Nov. 5	at Georgia Tech	L	17-30	51,571
Nov. 12	Miami (3/3)	L	17-47	27,106

2006

FedEx Orange Bowl
ACC Champions
Record: 11-3, 6-2 ACC Captains: Appointed each game

Sept. 2	Syracuse	W	20-10	34,141
Sept. 9	Duke	W	14-13	26,071
Sept. 16	at Connecticut	W	24-13	40,000
Sept. 23	at Ole Miss	W	27-3	52,079
Sept. 30	Liberty	W	34-14	29,623
Oct. 7	Clemson	L	17-27	35,920
Oct. 14	at NC State	W	25-23	55,972
Oct. 28	at North Carolina	W	24-17 (24/NR)	49,000
Nov. 4	Boston College (16/16)	W	21-14 (22/23)	32,633
Nov. 11	at Florida State	W	30-0 (18/19)	77,785
Nov. 18	Virginia Tech (19/19)	L	6-27 (14/14)	36,723
Nov. 25	at Maryland	W	38-24 (20/20)	51,500
Dec. 2	vs. Georgia Tech (23/22) ¹	W	9-6 (16/16)	62,850
Jan. 2	vs. Louisville (5/5) ²	L	13-24 (15/15)	74,470

1 - ACC Championship Game, Jacksonville, FL

2 - FedEx Orange Bowl, Miami, FL

2007

Meineke Car Care Bowl
Record: 9-4, 5-3 ACC Captains: Appointed each game

Sept. 1	at Boston College	L	28-38	42,292
Sept. 8	Nebraska (16/17)	L	17-20	32,483
Sept. 15	Army	W	21-10	32,142
Sept. 22	Maryland	W	31-24	31,964
Oct. 6	at Duke	W	41-36	20,134
Oct. 11	Florida State (21/21)	W	24-21	32,906
Oct. 20	at Navy	W	44-24	36,992
Oct. 27	North Carolina	W	37-10	33,023
Nov. 3	at Virginia	L	17-16 (21/NR)	60,106
Nov. 10	at Clemson (20/20)	L	44-10	81,500
Nov. 17	NC State	W	38-18	33,052
Nov. 24	at Vanderbilt	W	31-17	27,650
Dec. 29	vs. Connecticut ¹	W	24-10	53,126

1 - Meineke Car Care Bowl, Charlotte, NC

2008

EagleBank Bowl
Record: 8-5, 4-4 ACC Captains: Appointed each game

Aug. 28	at Baylor	W	41-13 (23/23)	30,633
Sept. 6	Mississippi	W	30-28 (20/19)	31,986
Sept. 20	at Florida State (24/24)	W	12-3 (18/18)	79,235
Sept. 27	Navy	L	17-24 (16/15)	33,173
Oct. 9	Clemson	W	12-7 (21/21)	33,988
Oct. 18	at Maryland	L	0-26 (21/19)	46,257
Oct. 25	at Miami	L	10-16	41,208
Nov. 1	Duke	W	33-30 (ot)	32,226
Nov. 8	Virginia	W	28-17	34,014
Nov. 15	at NC State	L	17-21	56,174
Nov. 22	Boston College	L	21-24	30,373
Nov. 29	Vanderbilt	W	23-10	25,902
Dec. 20	Navy ¹	W	29-19	28,777

1 - EagleBank Bowl, Washington, DC

2009

Record: 5-7, 3-5 ACC Captains: Appointed each game

Sept. 5	Baylor	L	21-24	30,958
Sept. 12	Stanford	W	24-17	30,002
Sept. 19	Elon	W	35-7	31,454
Sept. 26	at Boston College	L	24-27	40,892
Oct. 3	NC State	W	30-24	33,921
Oct. 10	Maryland	W	42-32	32,780
Oct. 17	at Clemson	L	3-38	74,298
Oct. 24	at Navy	L	10-13	31,907
Oct. 31	Miami (18/19)	L	27-28	30,011
Nov. 7	at Georgia Tech (11/10)	L	27-30 (ot)	51,415
Nov. 14	Florida State	L	28-41	33,411
Nov. 21	at Duke	W	45-34	21,420

2010

Record: 3-9, 1-7 ACC Captains: Marshall Williams, Josh Adams, Russell Nenon, Hunter Haynes

Sept. 2	Presbyterian	W	53-13	2,8205
Sept. 11	Duke	W	54-48	31,673
Sept. 18	at Stanford (19/19)	L	24-68	39,061
Sept. 25	at Florida State	L	0-31	61,647
Oct. 2	Georgia Tech	L	20-24	30,263
Oct. 9	Navy	L	27-28	31,454
Oct. 16	at Virginia Tech	L	21-52	66,233
Oct. 30	at Maryland	L	14-62	39,063
Nov. 6	Boston College	L	13-23	29,465
Nov. 13	at NC State	L	3-38	57,161
Nov. 20	Clemson	L	10-30	31,783
Nov. 27	at Vanderbilt	W	34-13	21,338

2011

Music City Bowl
Record: 6-7, 5-3 ACC Captains: Appointed each game

Sept. 1	at Syracuse	L	29-36 (ot)	40,833
Sept. 10	NC State	W	34-27	32,423
Sept. 17	Gardner-Webb	W	48-5	28,765
Oct. 1	at Boston College	W	27-19	38,265
Oct. 8	Florida State (22/23)	W	35-30	33,116
Oct. 15	Virginia Tech (19/17)	L	17-38	35,026
Oct. 22	at Duke	W	24-23	22,258
Oct. 29	at North Carolina	L	24-49	57,000
Nov. 5	Notre Dame	L	17-24	36,307
Nov. 12	at Clemson (9/10)	L	28-31	79,000
Nov. 19	Maryland	W	31-10	30,112
Nov. 26	Vanderbilt	L	7-41	28,020
Dec. 30	vs. Mississippi State ¹	L	17-23	55,208

1 - Music City Bowl, Nashville, Tenn.

2012

Record: 5-7, 3-5 ACC Captains: Appointed each game

Sept. 1	Liberty	W	20-17	27,652
Sept. 8	North Carolina	W	28-27	29,526
Sept. 15	at Florida State (5/6)	L	0-52	68,833
Sept. 22	Army	W	49-37	30,207
Sept. 29	Duke	L	27-34	28,743
Oct. 6	at Maryland	L	14-19	40,391
Oct. 20	at Virginia	W	16-10	41,167
Oct. 25	Clemson (14/13)	L	13-42	31,162
Nov. 3	Boston College	W	28-14	28,963
Nov. 10	at NC State	L	6-37	52,567
Nov. 17	at Notre Dame (3/3)	L	0-38	80,795
Nov. 24	Vanderbilt	L	21-55	26,134

2013

Record: 4-8, 2-6 ACC Captains: Appointed each game

Aug. 29	Presbyterian	W	31-7	26,202
Sept. 6	at Boston College	L	10-24	32,465
Sept. 14	ULM	L	19-21	26,505
Sept. 21	at Army	W	25-11	33,610
Sept. 28	at Clemson (3/4)	L	7-56	80,607
Oct. 5	NC State	W	28-13	30,642
Oct. 19	Maryland	W	34-10	27,807
Oct. 26	at Miami (7/6)	L	21-24	66,160
Nov. 2	at Syracuse	L	0-13	38,550
Nov. 9	Florida State (3/3)	L	3-59	30,865
Nov. 23	Duke (25/24)	L	21-28	28,463
Nov. 30	at Vanderbilt	L	21-23	33,019

YEAR-BY-YEAR RESULTS



DAVE CLAWSON

2014-present (5 seasons)
28-35 (.444)

2014

Record: 3-9, 1-7 ACC Captains: Jordan Garside, Merrill Noel, Brandon Chubb, Hunter Williams, Ryan Janvion

Aug. 28	at ULM	L	10-17	21,003
Sept. 6	Gardner-Webb	W	23-7	26,925
Sept. 13	at Utah State	L	24-36	20,345
Sept. 20	Army	W	24-21	28,123
Sept. 27	at Louisville	L	10-20	51,463
Oct. 4	at Florida State (1)	L	3-43	82,327
Oct. 18	Syracuse	L	7-30	25,107
Oct. 25	Boston College	L	17-23	26,439
Nov. 6	Clemson (19)	L	20-34	28,846
Nov. 15	at NC State	L	13-42	55,353
Nov. 22	Virginia Tech	W	6-3 (2 ot)	27,820
Nov. 29	at Duke	L	21-41	22,247

2015

Record: 3-9, 1-7 ACC Captains: Dylan Intemann, Alex Kinal, Brandon Chubb, Hunter Williams, Ryan Janvion

Sept. 3	Elon	W	41-3	27,126
Sept. 12	at Syracuse	L	17-30	26,670
Sept. 19	at Army West Point	W	17-14	29,124
Sept. 26	Indiana	L	24-31	22,508
Oct. 3	Florida State (11)	L	16-24	28,588
Oct. 10	at Boston College	W	3-0	30,094
Oct. 17	at North Carolina	L	14-50	50,500
Oct. 24	NC State	L	17-35	30,464
Oct. 30	Louisville	L	19-20	24,922
Nov. 14	at Notre Dame (6)	L	7-28	80,795
Nov. 21	at Clemson (1)	L	13-33	81,577
Nov. 28	Duke	L	21-27	26,435

2016

Military Bowl
Record: 7-6, 3-5 ACC Captains: Marquel Lee, Wendell Dunn, Josh Harris, Tyler Hayworth, Cam Serigne

Sept. 1	Tulane	W	7-3	24,398
Sept. 10	at Duke	W	24-14	21,077
Sept. 17	Delaware	W	38-21	25,972
Sept. 24	at Indiana	W	33-28	45,519
Oct. 1	at NC State	L	16-33	58,200
Oct. 8	Syracuse	W	28-9	25,162
Oct. 15	at Florida State (14/16)	L	6-17	77,102
Oct. 29	Army West Point	L	13-21	27,948
Nov. 5	Virginia	W	27-20	25,334
Nov. 12	at Louisville (5/6)	L	12-44	51,218
Nov. 19	Clemson (5/5)	L	13-35	31,512
Nov. 26	Boston College	L	14-17	24,866
Dec. 27	vs. Temple ¹ (23/24)	W	34-26	26,656

1 - Military Bowl, Annapolis, Md.

2017

Belk Bowl
Record: 8-5, 4-4 ACC Captains: Grant Dawson, Wendell Dunn, Cam Serigne, A'Lique Terry, Jaboree Williams, John Wolford

Aug. 31	Presbyterian	W	51-7	22643
Sept. 9	at Boston College	W	34-10	38082
Sept. 16	Utah State	W	46-10	27971
Sept. 23	at Appalachian State	W	20-19	35126
Sept. 30	Florida State (rv/25)	L	19-26	31588
Oct. 7	at Clemson (2/2)	L	14-28	81500
Oct. 21	at Georgia Tech	L	24-38	45224
Oct. 28	Louisville	W	42-32	29593
Nov. 4	at Notre Dame (3/3)	L	37-48	77622
Nov. 11	at Syracuse	W	64-43	38539
Nov. 18	NC State (25/19)	W	30-24	31803
Nov. 25	Duke	L	23-31	27016
Dec. 29	vs. Texas A&M ¹	W	55-52	32784

1 - Belk Bowl, Charlotte, N.C.

2018

Birmingham Bowl
Record: 7-6, 3-5 ACC Captains: Ryan Anderson, Cade Carney, Cameron Glenn, Phil Haynes, Chuck Wade, Jr., Willie Yarbary

Aug. 31	at Tulane	W	23-17(ot)	15478
Sept. 8	Towson	W	51-20	23619
Sept. 13	Boston College	L	34-41	25309
Sept. 22	Notre Dame (8/8)	L	27-56	31092
Sept. 29	Rice	W	56-24	24519
Oct. 6	Clemson (4/4)	L	3-63	31608
Oct. 20	at Florida State	L	17-38	67274
Oct. 27	at Louisville	W	56-35	49603
Nov. 3	Syracuse (22/24)	L	24-41	26136
Nov. 8	at NC State (22/22)	W	27-23	56228
Nov. 17	Pitt (L	13-34	25609
Nov. 24	at Duke	W	59-7	20782
Dec. 22	vs. Memphis ¹	W	37-34	25717

1 - Birmingham Bowl, Birmingham, Ala.

FUTURE SCHEDULES

2020

Sept. 5	at Old Dominion
Sept. 11	APPALACHIAN STATE
Sept. 19	VILLANOVA
Sept. 26	NOTRE DAME (at Charlotte)
TBA	BOSTON COLLEGE
TBA	SYRACUSE
TBA	CLEMSON
TBA	MIAMI
TBA	at Florida State
TBA	at NC State
TBA	at Duke
TBA	at Louisville

2021

Sept. 2/4	OLD DOMINION
Sept. 18	NORTHERN ILLINOIS
Sept. 25	at North Carolina (non-ACC)
Oct. 23	at Army West Point
TBA	FLORIDA STATE
TBA	NC STATE
TBA	DUKE
TBA	LOUISVILLE
TBA	at Boston College
TBA	at Syracuse
TBA	at Clemson
TBA	at Virginia

2022

Sept. 1	VMI
Sept. 10	at Vanderbilt
Sept. 17	LIBERTY
Oct. 8	ARMY WEST POINT
TBA	BOSTON COLLEGE
TBA	SYRACUSE
TBA	CLEMSON
TBA	NORTH CAROLINA
TBA	at Florida State
TBA	at NC State
TBA	at Duke
TBA	at Louisville

2023

Sept. 2	ELON
Sept. 9	VANDERBILT
Sept. 16	AIR FORCE
Oct. 28	at Notre Dame
TBA	FLORIDA STATE
TBA	NC STATE
TBA	DUKE
TBA	LOUISVILLE
TBA	at Boston College
TBA	at Syracuse
TBA	at Clemson
TBA	at Pittsburgh

2024

Sept. 14	OLE MISS
Nov. 16	at Army West Point
TBA	BOSTON COLLEGE
TBA	SYRACUSE
TBA	CLEMSON
TBA	GEORGIA TECH
TBA	at Florida State
TBA	at NC State
TBA	at Duke
TBA	at Louisville

2025

Aug. 30	at Liberty
Sept. 13	at Ole Miss
Nov. 15	ARMY WEST POINT

2026

Sept. 5	LIBERTY
Sept. 12	at Purdue
Nov. 14	at Army West Point

2027

Sept. 11	at East Carolina
Sept. 18	TULANE
TBA	NOTRE DAME

2028

Sept. 9	PURDUE
Sept. 23	EAST CAROLINA

2029

TBA	at Notre Dame
-----	---------------

2032

TBA	at Notre Dame
-----	---------------

2037

TBA	NOTRE DAME
-----	------------