

WAKE FOREST SOCCER



History and Records

DEMON DEACONS IN THE ACC TOURNAMENT



The 1989 squad knocked off both Clemson and Maryland en route to the finals. John Stark netted the fifth and final penalty kick giving Wake the ACC Championship in front of 5,500 fans in Durham, N.C.

INSIDE LOOK


Overall:	10-17-8
Vidovich Era:	6-13-4
Overtime Games:	3-2-8
Penalty Kicks:	6-2-0
vs. #1 Seed:	1-4-0
vs. #2 Seed:	3-1-2
vs. #3 Seed:	4-4-2
vs. #4 Seed:	0-2-1
vs. #5 Seed:	0-1-2
vs. #6 Seed:	0-3-0
vs. #7 Seed:	1-1-2
vs. #8 Seed:	1-0-0
vs. #9 Seed:	1-0-0
In Durham, N.C.	3-2-2
In Clemson, S.C.	0-3-1
In Chapel Hill, N.C.	1-2-2
In Charlottesville, Va.	1-1-0
In Orlando, Fla.	1-1-0
In Winston-Salem, N.C.	1-3-1
In Cary, N.C.	3-4-0
In Germantown, Md.	0-2-1

WAKE FOREST IN THE ACC TOURNAMENT

Year	Opponent	Score	Round	Site
1987	#3 Maryland	L, 1-2	Quarterfinals	Durham, N.C.
1988	#7 Duke	L, 1-2	Quarterfinals	Clemson, S.C.
1989	#7 Clemson	W, 3-2	Quarterfinals	Durham, N.C.
	#3 Maryland	W, 1-0	Semifinals	Durham, N.C.
	#4 Duke	T, 2-2 (5-3)	Finals	Durham, N.C.
1990	#2 Duke	W, 2-1 (ot)	Quarterfinals	Durham, N.C.
	#3 Virginia	T, 0-0 (2-4)	Semifinals	Durham, N.C.
1991	#6 Duke	W, 2-1 (ot)	Quarterfinals	Chapel Hill, N.C.
	#2 NC State	T, 1-1 (6-7)	Semifinals	Chapel Hill, N.C.
	#1 Virginia	L, 1-3	Finals	Chapel Hill, N.C.
1992	#4 North Carolina	T, 3-3 (1-4)	Quarterfinals	Chapel Hill, N.C.
1993	#3 Virginia	L, 0-4	Quarterfinals	Chapel Hill, N.C.
1994	#2 Virginia	L, 0-2	Quarterfinals	Clemson, S.C.
1995	#5 Duke	L, 1-3	Quarterfinals	Durham, N.C.
1996	#6 North Carolina	W, 1-0	Quarterfinals	Charlottesville, Va.
	#2 Maryland	L, 1-5	Semifinals	Charlottesville, Va.
1997	#6 NC State	W, 8-0	Quarterfinals	Orlando, Fla.
	#2 Virginia	L, 0-2	Semifinals	Orlando, Fla.
1998	#3 Duke	L, 0-1	Quarterfinals	Winston-Salem, N.C.
1999	#6 NC State	W, 2-1	Quarterfinals	Winston-Salem, N.C.
	#7 Virginia	L, 1-2	Semifinals	Winston-Salem, N.C.
2000	#4 Clemson	T, 2-2 (3-1)	Quarterfinals	Winston-Salem, N.C.
	#1 North Carolina	L, 0-1	Semifinals	Winston-Salem, N.C.
2001	#5 Duke	T, 1-1 (7-6)	Quarterfinals	Clemson, S.C.
	#1 Virginia	L, 0-1 (ot)	Semifinals	Clemson, S.C.
2002	#4 Virginia	L, 0-1	Semifinals	Cary, N.C.
2003	#7 Duke	W, 3-1	Quarterfinals	Cary, N.C.
	#6 Virginia	L, 0-1	Semifinals	Cary, N.C.
2004	#8 Virginia Tech	W, 1-0 (ot)	Quarterfinals	Cary, N.C.
	#4 Virginia	L, 1-2	Semifinals	Cary, N.C.
2005	#9 Boston College	W, 4-0	First Round	Cary, N.C.
	#1 Maryland	L, 1-2	Quarterfinals	Cary, N.C.
2006	#7 North Carolina	T, 0-0 (5-4)	Quarterfinals	Germantown, Md.
	#3 Virginia	T, 1-1 (4-3)	Semifinals	Germantown, Md.
	#1 Duke	L, 1-0 (ot)	Finals	Germantown, Md.

ACC ALL-TOURNEY TEAM

Craig Conger	1989, 1991
Neil Covone	1989 (MVP)
Flemming Petersen	1989
Todd Renner	1989
Jella Abma	1991
Andrew Chang	1992
Josh Timbers	1996
Ihor Dotsenko	1997
Bobby Gehring	1999
William Hesmer	2000
Aaron Thomas	2001
Michael Parkhurst	2002, 2004
Jeremiah White	2003
Scott Sealy	2004
Steven Curfman	2005
Sam Cronin	2006
Brian Edwards	2006
Wells Thompson	2006



Michael Parkhurst



DEMON DEACONS IN THE NCAA TOURNAMENT

1988 (0-1)

1st Round, Winston-Salem, N.C., Nov. 12

UNC 2, Wake Forest 0

North Carolina	2	0	-	2
Wake Forest	0	0	-	0

UNC Goals: Adam Tinkham, Marc Buffin. UNC Assists: Dino Megaloudis. Saves: Darren Royer (UNC) 5, Scott Wehmer (WFU) 3. Shots: UNC 8, WFU 7. Corner Kicks: UNC 1, WFU 2. Fouls: UNC 19, WFU 27. Attendance: 970.

1989 (1-1)

1st Round, Winston-Salem, N.C., Nov. 12

Wake Forest 2, Old Dominion 1

Old Dominion	0	1	-	1
Wake Forest	2	0	-	2

ODU Goals: Gunther Glockner (Jimmy Borges). WFU Goals: Geraint Davies (Jeff Phillips), Geraint Davies (none). Saves: Joey Mallia (ODU) 4, Matt Olson (WFU) 2. Shots: ODU 4, WFU 12. Corner Kicks: ODU 3, WFU 9. Fouls: ODU 21, WFU 11. Attendance: 2,850.

2nd Round, Winston-Salem, N.C., Nov. 19

South Carolina 5, Wake Forest 1

South Carolina	2	3	-	5
Wake Forest	0	1	-	1

USC Goals: Jeff Love (Clark Brisson), Ruben Tufino (none), Ruben Tufino (none), Clark Brisson (Andrew Coggins/Jonas Jonsson), Andrew Coggins (Jonas Jonsson). WFU Goals: Geraint Davies (Neil Covone/David Mackey). Saves: Chris Foley (USC) 5, Matt Olson (WFU) 6. Shots: USC 17, WFU 15. Corner Kicks: USC 1, WFU 7. Fouls: USC 20, WFU 23. Attendance: 2,200.

1990 (0-1)

1st Round, Chapel Hill, N.C., Nov. 10

North Carolina 2, Wake Forest 1

Wake Forest	0	1	-	1
North Carolina	1	1	-	2

WFU Goals: Rob Dixon (Nigel McNamara). UNC Goals: Chris Lyn (none), Brent Walker (none). Saves: Matt Olsen (WFU) 5, Watson Jenison (UNC) 2. Shots: WFU 10, UNC 15. Corner Kicks: WFU 4, UNC 3. Fouls: WFU 22, UNC 18. Attendance: 760.

1991 (0-1)

1st Round, Winston-Salem, N.C., Nov. 17

Furman 1, Wake Forest 0

Furman	0	0	1	0	-	1
Wake Forest	0	0	0	0	-	0

Furman Goals: Ray Colado (none). Saves: Ed Stern (Furman) 7, Mike McGinty (WFU) 7. Shots: Furman 10, WFU 21. Corner Kicks: Furman 9, WFU 7. Fouls: Furman 35, WFU 20. Attendance: 3,100.

1999 (1-1)

1st Round, Winston-Salem, N.C., Nov. 21

Wake Forest 2, VCU 1

VCU	1	0	-	1
Wake Forest	1	1	-	2

VCU Goals: Kevin Jeffrey (Monan Otten). WFU Goals: Chris Lonteen (Ben Stafford/Aaron Thomas), Ben Stafford (Chris Lonteen). Saves: Adam Mead (VCU) 1, Sean Conner (WFU) 2. Shots: VCU 9, WFU 11. Corner Kicks: VCU 2, WFU 7. Fouls: VCU 18, WFU 18. Attendance: 714.

Wake Forest in the NCAA Tournament

Appearances: 11 (1988, 1989, 1990, 1991, 1999, 2001, 2002, 2003, 2004, 2005, 2006)

Record: 9-9-2

Goal Scoring: 31 for, 32 against

Top Seed: Twice (2002, 2004)

2nd Round, Winston-Salem, N.C., Nov. 28

Furman 4, Wake Forest 0

Furman	2	2	-	4
Wake Forest	0	0	-	0

Furman Goals: Paul Leese (Carl Junot/Daniel Alusvez), Carl Junot (John Berry Nusum), John Berry Nusum (Jack Handy/Daniel Alusvez), John Michael Warte (Clint Hill). Saves: Scott Houht (Furman) 2, Sean Conner (WFU) 3. Shots: Furman 12, WFU 8. Corner Kicks: Furman 7, WFU 5. Fouls: Furman 15, WFU 16. Attendance: 2,131.

2001 (0-1)

2nd Round, Winston-Salem, N.C., Nov. 25

American 3, Wake Forest 0

American	1	2	-	3
Wake Forest	0	0	-	0

American Goals: Adam Rosen (Andrew Herman), Andrew Herman (none), Adam Rosen (Kris Kuykendall/Kris Bertsch). Saves: Michael Behonick (American) 1, William Hesmer (WFU) 1. Shots: American 11, WFU 7. Corner Kicks: American 2, WFU 7. Fouls: American 19, WFU 14. Attendance: 345.

2002 (1-1)

2nd Round, Winston-Salem, N.C., Nov. 27

Wake Forest 1, Old Dominion 0

Old Dominion	0	0	-	0
Wake Forest	0	1	-	1

WFU Goals: Jeremiah White (Brian Carroll). Saves: Samuel Cameron (ODU) 14, William Hesmer (WFU) 1. Shots: ODU 5, WFU 20. Corner Kicks: ODU 4, WFU 8. Fouls: ODU 12, WFU 12. Attendance: 3,113.

3rd Round, Winston-Salem, N.C., Nov. 30

Clemson 2, Wake Forest 1 (ot)

Clemson	1	0	1	-	2
Wake Forest	1	0	0	-	1

Clemson Goals: Brett Branan (none), Brett Branan (Kenneth Cutler). WFU Goals: Amir Lowery (Brian Carroll). Saves: Doug Warren (CU) 5, William Hesmer (WFU) 2. Shots: CU 8, WFU 16. Corner Kicks: CU 4, WFU 9. Fouls: CU 23, WFU 16. Attendance: 3,279.

2003 (0-1)

2nd Round, Winston-Salem, N.C., Nov. 26

Virginia 2, Wake Forest 0

Virginia	1	1	-	2
Wake Forest	0	0	-	0

Virginia Goals: Adam Cristman (none), Mike Littlefield (Adam Cristman). Saves: Ryan Burke (UVA) 3, Brad McEachern (WFU) 1. Shots: UVA 4, WFU 11. Corner Kicks: UVA 2, WFU 4. Fouls: UVA 17, WFU 15. Attendance: 3,521.

2004 (1-0-1)

2nd Round, Winston-Salem, N.C., Nov. 23

Wake Forest 5, UCF 0

UCF	0	0	-	0
Wake Forest	3	2	-	5

WFU Goals: Scott Sealy (Pat Phelan/Justin Moose), Stephen Keel (Scott Sealy), Scott Sealy (Ryan Caugherty), Scott Sealy (Tomy Szczypiorski/Stephen Keel), Justin Moose (Scott Sealy). Saves: Ryan McIntosh (UCF) 10, Brian Edwards (WFU) 1. Shots: UCF 4, WFU 28. Corner Kicks: UCF 2, WFU 8. Fouls: UCF 18, WFU 16. Attendance: 1,619

3rd Round, Winston-Salem, N.C., Nov. 27

Wake Forest 2, VCU 2

VCU	1	1	0	0	-	2
Wake Forest	2	0	0	0	-	2

WFU Goals: Steven Curfman (Wells Thompson/Justin Moose), Julian Valentin (Steven Curfman). VCU Goals: Dominic Oduro (Chris Chaves), Dominic Oduro (Pat Viray). Saves: Saul Montero (VCU) 6, Brian Edwards (WFU) 3. Shots: VCU 11, WFU 20. Corner Kicks: VCU 6, WFU 8. Fouls: VCU 12, WFU 12. Attendance: 1,447.



DEMON DEACONS IN THE NCAA TOURNAMENT

2005 (2-1)

1st Round, Winston-Salem, N.C., Nov. 18

Wake Forest 2, South Carolina 0

South Carolina	0	0	-	0
Wake Forest	0	2	-	2

WFU Goals: Ryan Solle (Sam Cronin), Wells Thompson (Ryan Solle). Saves: Mike Gustavson (USC) 5, Brian Edwards (WFU) 4. Shots: USC 13, WFU 20. Corner Kicks: USC 5, WFU 4. Fouls: USC 12, WFU 16. Attendance: 917.

2nd Round, Roanoke, Va., Nov. 22

Wake Forest 2, Old Dominion 1

Wake Forest	0	2	-	2
Old Dominion	0	1	-	1

WFU Goals: Wells Thompson (none), Justin Moose (Julian Valentin). ODU Goals: Edson Elcock (David Horst). Saves: John Connelly (ODU) 2, Brian Edwards (WFU) 9. Shots: ODU 25, WFU 8. Corner Kicks: ODU 5, WFU 3. Fouls: ODU 9, WFU 10. Attendance: 944.

3rd Round, Berkeley, Calif., Nov. 24

California 3, Wake Forest 2 (2ot)

Wake Forest	1	1	0	0	-	2
California	0	2	0	1	-	3

Cal Goals: Calen Carr (none), Calen Carr (Luke Sassano), Jeff Serafini (Andrew Jacobson). WFU Goals: Michael Lahoud (Lyle Adams), Justin Moose (none). Saves: Erik Kronberg (Cal) 5, Brian Edwards (WFU) 9. Shots: Cal 27, WFU 16. Corner Kicks: Cal 11, WFU 3. Fouls: Cal 14, WFU 13. Attendance: 3,207.

2006 (3-0-1)

1st Round, Winston-Salem, N.C., Nov. 15

Wake Forest 5, Hofstra 1

Hofstra	0	1	-	1
Wake Forest	2	3	-	5

Hofstra Goals: Michael Todd (Cox). WFU Goals: Marcus Tracy (Cronin), Zack Schilawski (Curfman, Tracy), Cronin (Lahoud, Tracy), Zack Schilawski (Lahoud). Saves: WFU 4, Hofstra 5. Shots: Hofstra 5, WFU 14. Attendance: 1,664.

2nd Round, Winston-Salem, N.C., Nov. 19

Wake Forest 2, Towson 1

Towson	0	1	-	1
Wake Forest	0	2	-	2

Towson Goals: Pat Healy (penalty kick). WFU Goals: Steve Curfman (none), Zack Schilawski (Thompson, Cronin). Saves: WFU 5, Towson 3. Shots: Towson 6, WFU 14. Attendance: 2,118.

3rd Round, Winston-Salem, N.C., Nov. 24

Wake Forest 3, Santa Clara 1

Santa Clara	1	0	-	1
Wake Forest	1	2	-	3

Santa Clara Goals: Peter Lowery (penalty kick). WFU Goals: Steve Curfman (none), Michael Lahoud (none), Wells Thompson (Solle). Saves: WFU 5, Santa Clara 4. Attendance: 3,520.

Semifinals, St. Louis, Mo., Dec. 2

Santa Barbara 0, Wake Forest 0

Wake Forest	0	0	0	0	-	0
Santa Barbara	0	0	0	0	-	0

Shootout Results: UC Santa Barbara 14/Y 12/Y 13/Y 7/N 15/Y, WFU 20/Y 25/Y 14/N 2/Y 12/N. UC Santa Barbara wins shootout 4-3. Saves: WFU 4, UCB 5. Shots: WFU 17, UCB 17. Attendance: 6,314.

WAKE FOREST RECORDS IN THE NCAAS

INDIVIDUAL - GAME

Most Goals:	3, Scott Sealy vs. UCF (11.23.04)
Most Assists:	2, Scott Sealy vs. UCF (11.23.04)
	2, Marcus Tracy vs. Hofstra (11.15.06)
	2, Michael Lahoud vs. Hofstra (11.15.06)
Most Points:	8, Scott Sealy vs. UCF (11.23.04)
Most Shots:	5, Marcus Tracy vs. Towson (11.19.06)
Most Saves:	9, Brian Edwards vs. Old Dominion (11.22.05)
	9, Brian Edwards vs. Cal (11.24.05)

INDIVIDUAL - TOURNAMENT

Most Goals:	3, Scott Sealy (2004)
	3, Geraint Davies (1989)
	3, Zack Schilawski (2006)
Most Assists:	2, seven different players,
	Sam Cronin (2006)
	Steve Curfman (2006)
	Michael Lahoud (2006)
	Marucs Tracy (2006)
Most Points:	8, Scott Sealy (2004)
Most Shots:	16, Wells Thompson (2005)
Most Saves:	22, Brian Edwards (2005)

INDIVIDUAL - CAREER

Most Goals:	3, Geraint Davies (1986-89)
	3, Scott Sealy (2001-04)
	3, Justin Moose (2002-05)
	3, Michael Lahoud (2005-present)
Most Assists:	3, Sam Cronin (2005-present)
Most Points:	8, Scott Sealy (2001-04)
Most Shots:	32, Wells Thompson (2003-present)
Most Saves:	43, Brian Edwards (2004-present)

TEAM - GAME

Most Shots:	28 vs. UCF (11.23.04)
Most Goals:	5 vs. UCF (11.23.04)
Most Assists:	7 vs. UCF (11.23.04)
Most Points:	17 vs. UCF (11.23.04)
Most Saves:	9 vs. Old Dominion (11.22.05)
	9 vs. Cal (11.24.05)

TEAM - TOURNAMENT

Most Goals:	10, four games (2006)
Most Assists:	10, two games (2004)
Most Shots:	61, four games (2006)
Most Points:	24, two games (2004)
Most Saves:	22, three games (2005)

OPPONENT RECORDS IN THE NCAAS

INDIVIDUAL - GAME

Most Goals:	2, five different players
	most recently by Calen Carr - Cal (11.24.05)
Most Assists:	2, Daniel Alusvez - Furman (11.28.99)
	2, Jonas Johnsson - South Carolina (11.19.89)
Most Points:	4, five different players
	most recently by Calen Carr - Cal (11.24.05)
Most Shots:	9, Calen Carr - Cal (11.24.05)
Most Saves:	10, Ryan McIntosh - UCF (11.23.04)

TEAM - GAME

Most Goals:	5, South Carolina (11.19.89)
Most Assists:	6, Furman (11.28.99)
Most Points:	14, Furman (11.28.99)
	14, South Carolina (11.19.89)
Most Shots:	27, Cal (11.23.05)
Most Saves:	10, UCF (11.23.04)

WAKE FOREST SOCCER



History and Records

HONOR ROLL & ATTENDANCE RECORDS

TOP CROWDS IN SPRY STADIUM HISTORY

1.	4,722	11.11.99 vs. NC State [#]
2.	4,639	11.12.99 vs. Virginia [#]
3.	4,413	9.23.06 vs. Maryland
4.	4,412	11.10.00 vs. North Carolina [#]
5.	4,323	9.8.06 vs. Duke
6.	4,287	11.12.98 vs. Duke [#]
7.	4,112	10.22.05 vs. North Carolina
8.	3,868	10.25.03 vs. North Carolina
9.	3,771	10.19.02 vs. Clemson
10.	3,647	11.04.05 vs. Virginia
11.	3,555	11.3.01 vs. Duke
12.	3,586	10.4.03 vs. NC State
13.	3,521	11.26.03 vs. Virginia [*]
14.	3,413	8.30.03 vs. St. John's
15.	3,379	10.11.02 vs. South Carolina
16.	3,289	10.2.04 vs. Maryland
17.	3,279	10.30.02 vs. Clemson [*]
18.	3,232	8.28.03 vs. Connecticut
19.	3,113	10.27.02 vs. Old Dominion [*]
20.	3,106	11.9.02 vs. Georgia Southern

[#] ACC Tournament

^{*} NCAA Tournament

YEAR-BY-YEAR ATTENDANCE

at Spry Stadium

Year	Games	Total	Avg	Record
1996	2	1,073	537	2-0
1997	13	13,364	1,114	7-6
1998	13	20,970	1,747	8-4-1
1999	15	25,878	1,725	10-2-3
2000	9	20,499	2,278	4-3-2
2001	12	10,987	916	10-2
2002	11	22,734	2,067	9-1-1
2003	11	23,611	2,146	10-1-0
2004	9	16,405	1,823	5-3-1
2005	10	15,227	1,523	7-2-1
2006	12	27,433	2,286	9-2-1
Total	105	170,748	1,626	72-24-11

** exhibition games not included*

NCAA SCORING CHAMPION


Mark Erwin	1983
------------	------

ACC COACH OF THE YEAR

George Kennedy	1981
Jay Vidovich	2002, 2004, 2006

ALL-SOUTH REGION

Mark Erwin	1983
Nigel McNamara	1988
Todd Renner	1988, 1989
Neil Covone	1988, 1989
Craig Conger	1990, 1991
Raimo deVries	1990, 1991, 1992
John Duguid	1991
Jelle Abma	1992
Thomas Finlay	1992, 1993
Steve Schumacher	1994
Serge Daniv	1995, 1996, 1998
Ihor Dotsenko	1995, 1996
Josh Timbers	1995, 1996
Chad Evans	1997, 1998
Kyle Bachmeier	1998
Aaron Thomas	2001
Jeremiah White	2001, 2002, 2003
Brian Carroll	2002
William Hesmer	2002, 2003
Michael Parkhurst	2003, 2004
Scott Sealy	2004
Justin Moose	2003, 2004, 2005
Pat Phelan	2005
Ryan Solle	2005
Sam Cronin	2006
Ryan Solle	2006
Julian Valentin	2006



Sam Cronin

ALL-AMERICANS




Brian Carroll
2002
NSCAA (3rd)
Hermann Trophy Finalist



Neil Covone
1988
NSCAA (3rd)
1989
Soccer America (1st)
Soccer America (3rd)



Serge Daniv
1995
NSCAA (3rd)
1996
Soccer News (3rd)
1998 College Soccer Weekly (HM)



William Hesmer
2002
Soccer America (1st)
2003
NSCAA (1st)
NSCAA (2nd)

WAKE FOREST SOCCER




History and Records

ALL-AMERICANS (CONTINUED)



Justin Moose
2004 2005
NSCAA (1st) Top Drawer Soccer (3rd)
Hermann Trophy Semifinalist



Michael Parkhurst
2003 2004
NSCAA (2nd) NSCAA (2nd)
Soccer America (1st)



Todd Renner
1988 1989
NSCAA (2nd) NSCAA (2nd)




Scott Sealy
2004
NSCAA (2nd)
CollegeSoccer.com (2nd)



Ryan Solle
2005
NSCAA (2nd)
Top Drawer Soccer (1st)




Josh Timbers
1996
Soccer News (2nd)



Aaron Thomas
2001
NSCAA (2nd)
CollegeSoccer.com (3rd)



Julian Valentin
2006
Soccer America (1st)



Jeremiah White
2001 2003
NSCAA (3rd) NSCAA (2nd)
CollegeSoccer.com (3rd)




Spry Stadium

WAKE FOREST SOCCER




History and Records

ALL-TIME LETTERWINNERS



Ryan Caugherty



Serge Daniv

--- AAAA ---

Jelle Abma	1990-93
Lyle Adams	2005-present
David Aldrich	1980
Ryan Alexander	2002-03
Wes Allen	2002-05
Kwasi Ankrah	1990-93
Cody Arnoux	2006-present
Nathan Atkinson	1994
Matt Aubin	1994-96

--- BBBB ---

Kyle Bachmeier	1995-98
Grey Ballard	2002-05
Jaron Barbee	1997-00
Vicente Bastidas	2000-03
Richie Bates	1980
Ken Bauchle	1980-82
Cline Beam	2005-present
Simon Beard	1986-88
Daniel Bolin	2000
Erik Brandsma	1992-95
Mark Brereton	1985-88
Chris Brewer	1988-91
Evan Brown	2005-present
Bill Bruss	1987
Grande Bucca	1982-83
Aaron Budzinski	1992-94
Dean Burgess	1980
Jeff Burkett	1997-98
Rob Burt	1980

--- CCCC ---

Cedric Galhoun	1989-90
John Carr	1984-87
Brian Carroll	2000-02
Ryan Caugherty	2001-04

Matt Cavanaugh	1997
John Ceruzzi	1988
Andrew Chang	1991-94
Alex Chater	1982-83
Austin Chelko	2006-present
Jason Christopher	1985
Brad Collins	1991-93
Craig Conger	1988-91
Sean Conner	1996-99
Gideon Coronel	2000-03
Dean Coulopolous	1980
Nick Courtney	2006-present
Neil Covone	1987-90
Jeff Crane	1994-97
Sam Cronin	2005-present
Steven Curfman	2003-06

--- DDDD ---

Austin da Luz	2006-present
Serge Daniv	1995-96, 98
Geraint Davies	1986-89
Bobby Davis	2004-06
Bill DeAuarjo	1981-84
Raimo deVries	1989-92
Kent Dickinson	1980
Robbie Dixon	1990-92
Rob Donahue	1982, 84
Ross Dorsett	1988-89
Ihor Dotsenko	1994-97
Dan Downing	1980-81
Kenny Dugan	1984
John Duguid	1989-92
Steve Dunbar	1985-86

--- EEEE ---

Brian Edwards	2004-present
Brownie Eidson	1983-85

Mark Ellington	2003-06
Bobby Emken	1981-84
Mark Erwin	1980-83
Chad Evans	1996-99

--- FFFF ---

Andre Fankhauser	2000
Thomas Finlay	1990-93
Robbie Fischer	2000-01
Akira Fitzgerald	2006-present
Sal Fontana	1993, 95
Jamie Franks	2005-present

--- GGGG ---

Bobby Gehring	1999-02
Tom Gettinger	1982-85
Ricky Gilkes	1983-86
Steve Gillmor	1990-93
Alimer Gonzalez	2004-present
Gregg Goldsmith	1980-83
Matt Gormley	1997
Jose Grave de Peralta	1980-83
Jim Groome	1980

--- HHHH ---

John Hackworth	1991-92
Adam Hakes	1999-03
Stef Hamilton	1981-84
Dewi Hardman	1986-89
Greg Harron	1991-94
John Michael Hayes	1993-95
Donny Heck	1984-87
Mark Heilburn	1981
Greg Heileman	1980-82
Robert Heileman	1981-82

Steve Heileman	1980-82
Jim Hendrix	1990-93
Michael Henry	1982-85
William Hesmer	2000-03
Wayne Hill	1984-86
Brock Hilpert	1997-00
Steve Holeman	1987-90
Eric Hummel	2006

--- IIII ---

Andy Ingram	1981
-------------	------

--- JJJJ ---

Andre Jacquemetton	1984
Skip Jenkins	1995-98
Craig Johnson	1988-91
Kelvin Jones	2000-03
David Joseph	1980-83
John Joseph	1984-87

--- KKKK ---

Michael Kash	1987
David Kawesi-Mukooza	1996-99
Stephen Keel	2001-04
Flip Kenyon	1983-85
Todd King	1994-97
Gary Kingsley	1981
Kenny Killfoil	2002
Ryan Klein	1993
Bill Knight	1983
Matt Koh	2001-04
Rick Kozell	2000
Greg Krauss	1998-99

--- LLLL ---

Mac Lackey	1990
------------	------

WAKE FOREST SOCCER




History and Records

ALL-TIME LETTERWINNERS



Justin Moose



Wells Thompson

Michael Lahoud	2005-present
Michael Lane	1985-86
Andrew Laskowski	1995-97
David Lawrence	1980
Andrew Lawrie	1998
Alex Leath	1980
Brad Legant	1993
Andrew Lewellen	1999
Justin Lichtfuss	2006-present
Trent Lind	1995-96, 98
Victor Litovka	1996-99
Jeff Loftin	1980-81
Christian Lonteen	1998-01
Jason Lowe	1996-97
Amir Lowery	2001-04
Zen Luzniak	1987-88

--- MMMM ---

David Mackey	1987-90
John Malone	1986
Sebastian Mandart	1993-95
Marxte Mariscal	1987
Scott Martin	1985-86
Thome Matisz	1980-81
Brad McEachern	1999-03
Mike McGinty	1991-92, 94
John McHugh	1980
Nigel McNamara	1987-90
Jeff McNeill	1980-83
David Michael	1980
Brad Miller	1988-89, 91-92
Rich Mongelli	1981-83
Darius Montvila	1984-87
Andrew Moore	1992
Andy Moore	1983-86
Justin Moose	2002-05

Michael Moyer	1983-86
David Murphy	2006-present
Mbizo Mzamane	2006

--- NNNN ---

Greg Nicholson	1984-87
----------------	---------

--- OOOO ---

Matt Olin	1989-92
Matt Olson	1989-90
Patrick O'Keefe	1998-99
Matt O'Neill	1993
Patrick Otterstrom	1986
Steve Owens	1990-91
Phil Oxendine	1994

--- PPPP ---

Michael Parkhurst	2002-04
Flemming Petersen	1988-89
Mike Petry	1992-95
Jeff Philips	1987-90
Patrick Phelan	2004-present
Steve Phillips	1994
Brent Pridgen	2002, 2004
Jeff Prugh	1996

--- RRRR ---

Tom Reilly	1984
Marcus Rein	2005
Todd Renner	1986, 88-89
Kevin Rice	1994-97
Henry Riggs-Miller	1984-85
James Riley	2001-04
Andy Rosenband	1999-00
Neill Rowland	1989
Adam Rutledge	2000

--- SSSS ---

Paul Sabiston	1981-84
Dylan Sansone	2006-present
Mark Sarojak	1993
Wiggy Saunders	2000-03
Bill Satterfield	1988
Nick Scartz	1985
Zack Schilawski	2006-present
Kurt Schmid	2000-01
Pat Schneider	1980
Steve Schumacher	1991-94
Ryan Scott	1994-95
Chris Scully	1984
Jamal Seale	1998-01
Scott Sealy	2001-04
Tommy Sharon	1984
Kalle Siira	1999
Brajinder Singh	1980
Paul Skorochod	1989-92
Carlton Smith	1983-84
Peyton Smith	1994-96
Ryan Solle	2003-06
Raymond Soriano	1994-96
Ben Stafford	1997-00
John Stark	1988-91
Andy Swett	1981
Tomy Szczypiorski	2001-04

--- TTTT ---

George Telzrow	1980-83
Marcellus Tennyson	2002-05
Aaron Thomas	1999-01
Jamal Thomas	1991
Matt Thompson	1999-00
Wells Thompson	2003-06
Josh Timbers	1993-96
Marcus Tracy	2005-present

Giorgio Tsie	1993
Greg Twardowski	1985-87

--- VVVV ---

Julian Valentin	2004-present
Rob Vartughian	2000
Paul Vogel	1999

--- WWWW ---

Steve Walker	1980
Joe Walsh	1985-87
John Walsh	1984-87
Peter Walsh	1997-98
Jackson Washburn	1980-82
Scott Wehmer	1987-88
Chris Welch	1992
Chris Wentz	1984-87
Scott Wheeler	1982-83
Jeremiah White	2000-03
Kevin Wickart	2000-01
Burr Williams	1996-97
Saul Wolf	1998
Tim Woods	1993, 95-96
Andrew Wright	2005-06

--- YYYY ---

Mark Young	1994-95
------------	---------

--- ZZZZ ---

Jason Zaks	1994
John Ziegler	1983
Ilija Zlatar	1994-97
Todd Zolcinski	1998
Bill Zufall	1994-95

WAKE FOREST SOCCER



History and Records

ALL-TIME INDIVIDUAL STATS

Jelle Abma GP/GS G A P GWG 61/59 1 11 13 n/a	Lyle Adams GP/GS G A P GWG 45/41 4 1 9 1	David Aldrich GP/GS G A P GWG 2/0 0 0 0 0	Ryan Alexander GP/GS G A P GWG 38/6 9 11 29 2	Wes Allen GP/GS G A P GWG 36/4 3 0 6 1	Kwasi Ankrach GP/GS G A P GWG 41/23 3 2 8 n/a	Cody Arnoux GP/GS G A P GWG 14/0 9 1 4 1	Nathan Atkinson GP/GS G A P GWG 1/0 0 0 0 0	Matt Aubin GP/GS G A P GWG 20/11 3 1 7 n/a	Kyle Bachmeier GP/GS G A P GWG 77/74 14 24 52 n/a	Grey Ballard GP/GS G A P GWG 36/9 3 0 6 0	Jaron Barbee GP/GS G A P GWG 68/14 18 14 50 5	Vicente Bastidas GP/GS G A P GWG 75/57 8 21 37 2	Richie Bates GP/GS Min GA GAA SV% 11/3 572 19 2.99 n/a	Ken Bauchle GP/GS G A P GWG 61/51 15 12 42 n/a	Cline Beam GP/GS G A P GWG 8/0 0 1 1 0	Simon Beard GP/GS G A P GWG 58/53 7 8 22 n/a	Daniel Bolin GP/GS G A P GWG 7/4 0 0 0 0	Erik Brandsma GP/GS G A P GWG 46/54 10 15 35 n/a	Mark Brereton GP/GS G A P GWG 70/68 13 5 31 n/a	Chris Brewer GP/GS G A P GWG 14/0 0 1 0 0	Evan Brown GP/GS G A P GWG 39/12 1 1 3 0	Bill Bruss GP/GS G A P GWG 6/0 0 0 0 0	Grande Bucca GP/GS G A P GWG 3/0 0 0 0 0
---	---	--	--	---	--	---	--	---	--	--	--	---	---	---	---	---	---	---	--	--	---	---	---

Aaron Budzinski GP/GS G A P GWG 29/22 1 1 3 n/a	Dean Burgess GP/GS G A P GWG 18/10 3 1 7 n/a	Jeff Burkett GP/GS G A P GWG 33/19 2 4 8 1	Rob Burt GP/GS G A P GWG 19/19 8 9 25 n/a	Cedric Calhoun GP/GS G A P GWG 21/0 0 0 0 0	John Carr GP/GS Min GA GAA SV% 30/18 1922 35 1.64 n/a	Brian Carroll GP/GS G A P GWG 61/61 7 19 33 3	Ryan Caugherty GP/GS G A P GWG 74/50 3 6 12 0	Matt Cavenaugh GP/GS G A P GWG 20/11 2 3 7 n/a	John Coruzzi GP/GS G A P GWG 1/0 0 0 0 0	Andrew Chang GP/GS G A P GWG 62/52 14 7 35 n/a	Alex Chater GP/GS G A P GWG 17/9 1 3 5 n/a	Jason Christopher GP/GS G A P GWG 3/0 0 0 0 0	Will Clayton GP/GS G A P GWG 7/0 0 0 0 0	Brad Collins GP/GS G A P GWG 26/10 6 3 15 n/a	Craig Conger GP/GS G A P GWG 81/81 3 10 16 n/a	Sean Conner GP/GS Min GA GAA SV% 62/60 5569 70 1.13 .767	Gideon Coronel GP/GS G A P GWG 22/0 1 2 4 0	Dean Coulopolous GP/GS G A P GWG 6/2 0 0 0 0	Nick Courtney GP/GS G A P GWG 10/7 0 0 0 0	Neil Covone GP/GS G A P GWG 82/82 9 20 38 n/a	Jeff Crane GP/GS G A P GWG 54/45 0 0 0 0	Sam Cronin GP/GS G A P GWG 48/48 4 7 15 1	Steven Curfman GP/GS G A P GWG 81/73 15 21 51 3
--	---	---	--	--	--	--	--	---	---	---	---	--	---	--	---	---	--	---	---	--	---	--	--

Austin da Luz GP/GS G A P GWG 17/10 1 3 5 1	Serge Daniv GP/GS G A P GWG 50/40 17 14 48 n/a	Geraint Davies GP/GS G A P GWG 63/42 21 9 51 n/a	Bobby Davis GP/GS G A P GWG 19/0 0 1 1 0	Bill DeAuarjo GP/GS G A P GWG n/a 9 9 27 n/a	Raimo deVries GP/GS G A P GWG 73/72 28 15 71 n/a	Kent Dickinson GP/GS G A P GWG 1/0 0 0 0 0	Robbie Dixon GP/GS G A P GWG 48/30 3 2 8 n/a	Rob Donahue GP/GS Min GA GAA SV% 7/1 n/a 3 n/a n/a	Ross Dorsett GP/GS G A P GWG 2/0 0 0 0 0	Ihor Dotsenko GP/GS G A P GWG 74/74 18 10 46 n/a	Dan Downing GP/GS G A P GWG 40/40 2 4 8 n/a	Kenny Dugan GP/GS G A P GWG n/a 0 0 0 0 n/a	John Duguid GP/GS G A P GWG 78/62 26 15 67 n/a	Steve Dunbar GP/GS G A P GWG 33/15 1 1 3 n/a	Brian Edwards GP/GS Min GA GAA SV% 69/69 6464:10 63 0.88 .826	Brownie Eidson GP/GS G A P GWG n/a 1 4 6 n/a	Mark Ellington GP/GS G A P GWG 58/16 12 4 28 4	Bobby Emken GP/GS G A P GWG 36/29 1 3 5 n/a	Mark Erwin GP/GS G A P GWG 83/78 68 24 160 n/a	Chad Evans GP/GS G A P GWG 78/78 6 13 25 1	Andre Fankhauser GP/GS G A P GWG 1/0 0 0 0 0	Thomas Finlay GP/GS G A P GWG 66/61 3 12 18 n/a	Robbie Fischer GP/GS G A P GWG 16/1 0 2 2 0
--	---	---	---	---	---	---	---	---	---	---	--	--	---	---	--	---	---	--	---	---	---	--	--

Sal Fontana GP/GS Min GA GAA SV% 21/21 1862 29 1.40 .748	Jamie Franks GP/GS G A P GWG 49/35 3 6 12 1	Bobby Gehring GP/GS G A P GWG 71/58 14 10 34 4	Tom Gettinger GP/GS G A P GWG n/a 6 18 30 n/a	Ricky Gilkes GP/GS G A P GWG n/a 8 15 31 n/a	Steve Gillmor GP/GS G A P GWG 62/55 16 9 41 n/a	Gregg Goldsmith GP/GS G A P GWG 80/65 7 9 23 n/a	Alimer Gonzalez GP/GS G A P GWG 18/0 0 0 0 0	Matt Gormley GP/GS G A P GWG 18/17 3 3 9 n/a	Jose Grave de Peralta GP/GS Min GA GAA SV% 77/76 n/a 97 n/a .865	Jim Groome GP/GS G A P GWG 3/0 0 0 0 0	John Hackworth GP/GS G A P GWG 13/3 0 0 0 0	Adam Hakes GP/GS G A P GWG 65/18 10 5 25 1	Stef Hamilton GP/GS G A P GWG n/a 15 7 37 n/a	Dewi Hardman GP/GS G A P GWG 20/0 0 1 1 0	Greg Harron GP/GS G A P GWG 37/23 4 3 11 n/a	John Michael Hayes GP/GS G A P GWG 54/13 8 2 18 n/a	Donny Heck GP/GS G A P GWG n/a 3 9 15 n/a	Mark Heilburn GP/GS G A P GWG 4/0 0 2 2 0	Greg Heileman GP/GS G A P GWG 57/56 8 20 36 n/a	Robert Heileman GP/GS G A P GWG 38/37 0 5 5 0	Steve Heileman GP/GS G A P GWG 56/38 7 3 17 n/a	Jim Hendrix GP/GS G A P GWG 68/66 1 2 4 n/a	Michael Henry GP/GS G A P GWG n/a 2 4 8 n/a
---	--	---	--	---	--	---	---	---	---	---	--	---	--	--	---	--	--	--	--	--	--	--	--

William Hesmer GP/GS Min GA GAA SV% 58/58 5298:04 48 0.82 .802	Wayne Hill GP/GS Min GA GAA SV% 32/26 2123 39 1.65 n/a	Brock Hilpert GP/GS G A P GWG 79/79 3 8 14 0	Steve Holeman GP/GS G A P GWG 43/7 2 0 4 n/a	Erik Hummel GP/GS G A P GWG 4/0 1 0 2 0	Andy Ingram GP/GS Min GA GAA SV% 7/5 n/a 10 n/a n/a	Andre Jacquemetton GP/GS G A P GWG n/a 0 0 0 0 n/a	Skip Jenkins GP/GS G A P GWG 28/13 1 0 2 n/a	Craig Johnson GP/GS G A P GWG 80/79 6 6 18 n/a	Kelvin Jones GP/GS G A P GWG 61/38 4 4 12 2	David Joseph GP/GS G A P GWG n/a 2 5 9 n/a	John Joseph GP/GS G A P GWG n/a 14 8 36 n/a	Michael Kash GP/GS G A P GWG 1/0 0 0 0 0	David Kawesi-Mukooza GP/GS G A P GWG 78/78 4 8 16 2	Stephen Keel GP/GS G A P GWG 63/22 13 9 35 6	Flip Kenyon GP/GS G A P GWG n/a 15 8 38 n/a	Todd King GP/GS G A P GWG 26/4 1 2 4 n/a	Gary Kingsley GP/GS G A P GWG 20/18 6 10 22 n/a	Kenny Killfoil GP/GS Min GA GAA SV% 1/0 10:58 0 0.00 .000	Ryan Klein GP/GS G A P GWG 1/0 0 0 0 0	Bill Knight GP/GS G A P GWG n/a 2 0 4 n/a	Matt Koh GP/GS G A P GWG 24/0 0 3 3 0	Rick Kozell GP/GS G A P GWG 6/0 1 0 2 0	Greg Krauss GP/GS G A P GWG 35/20 13 4 30 3
---	---	---	---	--	--	---	---	---	--	---	--	---	--	---	--	---	--	--	---	--	--	--	--

WAKE FOREST SOCCER



History and Records

ALL-TIME INDIVIDUAL STATS

Mac Lackey GP/GS G A P GWG 2/0 0 0 0 0	John McHugh GP/GS G A P GWG 17/2 0 0 0 0 n/a	Patrick Phelan GP/GS G A P GWG 57/53 0 3 3 0 0	Tommy Sharon GP/GS G A P GWG n/a 1 0 2 2 n/a	Paul Vogel GP/GS G A P GWG 17/7 1 1 1 3 0
Michael Lahoud GP/GS G A P GWG 47/46 10 11 31 5	Nigel McNamara GP/GS G A P GWG 58/54 25 12 62 n/a	Brent Pridgen GP/GS G A P GWG 4/0 1 0 2 0 0	Kalle Siira GP/GS G A P GWG 17/16 0 3 3 0 0	Steve Walker GP/GS G A P GWG 19/2 3 1 7 n/a
Michael Lane GP/GS G A P GWG 41/29 3 7 13 n/a	Jeff McNeill GP/GS G A P GWG 81/76 5 2 12 n/a	Jeff Prugh GP/GS G A P GWG 5/0 0 1 1 0 0	Brajinder Singh GP/GS G A P GWG 5/1 0 0 0 0 0	Joe Walsh GP/GS G A P GWG 31/2 2 0 4 n/a
Andrew Laskowski GP/GS G A P GWG 53/11 7 6 20 n/a	David Michael GP/GS G A P GWG 3/0 0 0 0 0 0	Tom Reilly GP/GS G A P GWG n/a 1 1 3 n/a	Paul Skorochod GP/GS G A P GWG 12/1 1 0 2 n/a	John Walsh GP/GS G A P GWG n/a 0 2 2 n/a
David Lawrence GP/GS G A P GWG 1/0 0 0 0 0 0	Brad Miller GP/GS G A P GWG 16/5 0 0 0 0 0	Todd Renner GP/GS G A P GWG 61/61 3 0 6 n/a	Carlton Smith GP/GS G A P GWG n/a 0 0 0 n/a	Peter Walsh GP/GS G A P GWG 29/5 2 2 6 n/a
Andrew Lawrie GP/GS G A P GWG 6/0 0 0 0 0 0	Rich Mongelli GP/GS G A P GWG 18/5 1 5 7 n/a	Kevin Rice GP/GS G A P GWG 70/57 2 4 8 n/a	Peyton Smith GP/GS G A P GWG 34/6 3 1 7 n/a	Jackson Washburn GP/GS G A P GWG 50/42 2 4 8 n/a
Alex Leath GP/GS G A P GWG 6/1 0 0 0 0 0	Darius Montvila GP/GS G A P GWG 55/25 4 5 13 n/a	Henry Riggs-Miller GP/GS G A P GWG n/a 20 8 48 n/a	Ryan Solle GP/GS G A P GWG 73/63 6 27 39 2	Scott Wehmer GP/GS Min GA GAA SV% 38/37 3535 44 1.12 .813
Brad Legant GP/GS G A P GWG 1/0 0 0 0 0 0	Andrew Moore GP/GS G A P GWG 2/0 0 0 0 0 0	James Riley GP/GS G A P GWG 82/79 3 16 22 2	Raymond Soriano GP/GS G A P GWG 14/1 2 2 6 n/a	Chris Welch GP/GS G A P GWG 2/0 0 0 0 0 0
Andrew Lewellen GP/GS G A P GWG 4/0 0 0 0 0 0	Andy Moore GP/GS G A P GWG n/a 8 21 28 n/a	Andy Rosenband GP/GS G A P GWG 31/1 4 4 12 0	Ben Stafford GP/GS G A P GWG 76/62 36 19 91 12	Chris Wentz GP/GS G A P GWG n/a 15 4 24 n/a
Justin Lichtfuss GP/GS G A P GWG 8/5 0 1 1 1	Justin Moose GP/GS G A P GWG 80/76 18 29 65 7	Neill Rowland GP/GS Min GA GAA SV% 3/3 300 1 0.30 n/a	John Stark GP/GS G A P GWG 77/45 18 5 41 n/a	Scott Wheeler GP/GS G A P GWG n/a 3 1 7 n/a
Trent Lind GP/GS G A P GWG 58/27 8 6 22 n/a	Michael Moyer GP/GS G A P GWG 40/32 1 0 2 n/a	Adam Rutledge GP/GS G A P GWG 10/0 0 0 0 0 0	Ryan Swaim GP/GS G A P GWG 8/0 0 1 1 0 0	Jeremiah White GP/GS G A P GWG 66/45 37 19 83 11
Victor Litovka GP/GS G A P GWG 59/20 8 6 22 0	Greg Nicholson GP/GS G A P GWG n/a 4 10 18 n/a	Paul Sabiston GP/GS G A P GWG n/a 5 2 12 n/a	Andy Swett GP/GS G A P GWG 9/0 1 0 2 n/a	Kevin Wickart GP/GS G A P GWG 30/24 2 4 8 0
Jeff Loftin GP/GS G A P GWG 34/22 4 3 11 n/a	Matt Olin GP/GS G A P GWG 31/17 1 5 7 n/a	Mark Sarojak GP/GS G A P GWG 1/0 0 0 0 0 0	Tomy Szczypiorski GP/GS G A P GWG 62/19 8 8 24 2	Burr Williams GP/GS G A P GWG 21/4 2 5 9 n/a
Christian Lonteen GP/GS G A P GWG 70/59 19 21 59 5	Matt Olson GP/GS Min GA GAA SV% 39/39 3900 45 1.04 .779	Wiggy Saunders GP/GS G A P GWG 40/36 1 3 5 1	George Telzrow GP/GS G A P GWG n/a 5 8 18 n/a	Saul Wolf GP/GS G A P GWG 7/1 0 0 0 0 0
Jason Lowe GP/GS Min GA GAA SV% 3/0 35 0 .000 1.000	Patrick O'Keefe GP/GS Min GA GAA SV% 1/0 15 0 0.00 .000	Bill Satterfield GP/GS G A P GWG 1/0 0 0 0 0 0	Marcellus Tennyson GP/GS G A P GWG 27/0 0 1 1 0 0	Tim Woods GP/GS Min GA GAA SV% 39/36 3388 44 1.17 .773
Amir Lowery GP/GS G A P GWG 74/65 5 6 16 0	Matt O'Neill GP/GS G A P GWG 2/0 0 0 0 0 0	Nick Scartz GP/GS G A P GWG 15/0 0 1 1 0 0	Aaron Thomas GP/GS G A P GWG 51/50 8 11 27 1	Andrew Wright GP/GS G A P GWG 19/0 1 0 2 0 0
Zen Luzniak GP/GS G A P GWG 37/36 4 1 9 n/a	Patrick Otterstrom GP/GS G A P GWG 5/0 0 0 0 0 0	Zack Schilawski GP/GS G A P GWG 25/8 6 4 16 2	Jamal Thomas GP/GS G A P GWG 1/0 0 0 0 0 0	Mark Young GP/GS G A P GWG 32/30 0 0 1 0 0
David Mackey GP/GS G A P GWG 62/61 0 6 6 0	Steve Owens GP/GS G A P GWG 9/2 0 0 0 0 0	Kurt Schmid GP/GS G A P GWG 2/0 0 0 0 0 0	Matt Thompson GP/GS G A P GWG 39/38 2 9 13 0	Jason Zaks GP/GS Min GA GAA SV% 1/0 15 0 0.00 .000
John Malone GP/GS G A P GWG 1/0 0 0 0 0 0	Phil Oxendine GP/GS G A P GWG 12/0 2 1 5 n/a	Pat Schneider GP/GS G A P GWG 4/0 0 1 1 n/a	Wells Thompson GP/GS G A P GWG 80/65 18 10 42 7	John Ziegler GP/GS Min GA GAA SV% 5/0 120 1 1.33 .909
Sebastian Mandart GP/GS G A P GWG 34/9 4 0 8 n/a	Michael Parkhurst GP/GS G A P GWG 62/62 1 2 4 0	Steve Schumacher GP/GS G A P GWG 68/54 4 3 11 n/a	Josh Timbers GP/GS G A P GWG 75/68 15 13 43 n/a	Ilija Zlatar GP/GS G A P GWG 68/46 10 13 33 n/a
Marxtel Mariscal GP/GS G A P GWG 6/0 0 0 0 0 0	Flemming Petersen GP/GS G A P GWG 41/41 2 3 7 n/a	Ryan Scott GP/GS G A P GWG 33/33 11 5 27 n/a	Marcus Tracy GP/GS G A P GWG 5/0 0 0 0 0 0	Todd Zolcinski GP/GS Min GA GAA SV% 3/0 82 0 0.00 1.000
Scott Martin GP/GS G A P GWG 19/3 0 0 0 0 0	Mike Petry GP/GS G A P GWG 53/46 0 3 3 0 0	Chris Scully GP/GS G A P GWG n/a 0 1 1 n/a	Giorgio Tsie GP/GS G A P GWG 10/9 2 1 5 n/a	Bill Zufall GP/GS G A P GWG 12/1 0 1 1 0 0
Thome Matisz GP/GS G A P GWG 24/3 1 2 4 n/a	Jeff Phillips GP/GS G A P GWG 63/39 4 10 18 n/a	Jamal Seale GP/GS G A P GWG 64/50 11 13 35 5	Greg Twardowski GP/GS G A P GWG 46/36 0 2 2 0 0	Some goalkeeping statistics are not available during the early-to-mid 1980's; Game winning goals were not officially kept as a statistic until the mid 1990's.
Brad McEachern GP/GS Min GA GAA SV% 16/5 787.17 5 0.57 .826	Steve Phillips GP/GS G A P GWG 11/10 0 0 0 0 0	Scott Sealy GP/GS G A P GWG 83/73 43 22 108 14	Julian Valentin GP/GS G A P GWG 64/59 9 3 21 3	
Mike McGinty GP/GS Min GA GAA SV% 57/57 5415 70 1.16 .785			Rob Vartughian GP/GS Min GA GAA SV% 16/16 1503.49 25 1.50 .742	



AN AMERICAN SOCCER ICON: WALT CHYZOWYCH



The accomplishments of Wake Forest soccer athletes on the field and in the classroom, the success of the Wake Forest coaches who followed in his footsteps and the promise the program shows for the future can all be attributed to Walt Chyzowych. But there's more.

The growth of soccer in the United States and the standards of coaching that have been developed in this country can all be traced back to Chyzowych.

He passed away on Sept. 2, 1994 -- just one day before the start of the 1994 season. He was ready to embark on his ninth season at Wake Forest and 21st year of collegiate coaching.

"Walt was the type of person who was not only a wonderful coach, but he also played an influential role in the lives of many young people," said Wake Forest athletic director Ron Wellman after his passing. "He was a guiding force for many young men. Walt brought enthusiasm, honor and success to Wake Forest."

After arriving at Wake Forest in 1986, Chyzowych directed the soccer program to ACC and national prominence. He helped the Demon Deacons to their first and only ACC Tournament title in 1989 and their first ever NCAA Tournament berth. Chyzowych would guide the Deacs to three more appearances in the NCAA Tournament. He coached five All-Americans and 18 All-ACC selections during his tenure. He was named South Region Coach of the Year. He also garnered the NSCAA Coach of the Year award (1975) and the ISAA Jeffrey Award in Coaching (1981). He was elected to a number of collegiate and regional halls of fame during his lifetime.

One of America's most prominent soccer coaches and a collegiate soccer coach legend, Chyzowych was inducted into the NSCAA Hall of Fame in 1997. He was also inducted into the Temple University Hall of Fame and the Philadelphia Textile College Hall of Fame.

He was honored as "a pioneer for American collegiate coaches" and for his role in founding, organizing and promoting the first nationwide soccer coaching education program.

Chyzowych began coaching at Philadelphia Textile in 1961, leading it to a 122-35-15 record and five NCAA tournaments from 1966-1975.

He then accepted a new position with the United States Soccer Federation (USSF) as its director of coaching. In this position, he served as head coach of the United States World Cup, Olympic, Pan American and National Youth teams. He coached the National Team from 1976-80, including the qualification rounds for the 1978 and 1982 World Cups, and a major 2-0 upset of Hungary in 1979. Chyzowych also designed and conducted licensed courses across the country to train and educate aspiring coaches. As well, he served as the technical director for the USSF, a position which included not only overseeing the national teams but acting as a consultant for 1994 World Cup preparation.

Chyzowych was in-



strumental in refining the U.S. national coaching system in terms of training and application. He also attracted coaches from abroad to conduct clinics. Chyzowych is credited with the training of 650 "A" level coaches throughout the U.S. and over 20,000 others at various clinics, camps and schools.

From 1981-84, he helped establish the Major Indoor Soccer League. Chyzowych played a major role in the development of the league's structure and playing rules, serving as the league's assistant commissioner. He also coached the Philadelphia Fever team.

As a player, Chyzowych was a two-time first team All-American at Temple where he played from 1957-1961. He set a record for goals in a single-season with 25. As a professional, Chyzowych played in the American Soccer League from 1958 to 1974 with the Philadelphia Ukrainian Nationals and the Newark Stitch. He was named to six all-star teams and the league MVP in 1966. Chyzowych won league titles with the Newark Stitch in 1966 and Ukrainian Nationals in 1971, and US Open Cup titles with Ukrainian in 1963 and 1964. He was twice selected as the Most Valuable Player on the U.S. World Cup team.

The Walt Chyzowych Memorial Fund has been organized to support programs and persons aspiring to the principles of life and sport as espoused and exemplified by Chyzowych. In furtherance of this purpose, the fund shall provide financial assistance, grants and scholarships to deserving players and coaches in the areas of academic and soccer education and perform any other activities or services necessary or convenient to carry out such purposes.

The organization also annually presents the Walt Chyzowych Lifetime Achievement Award in recognition of, and thanks for, a life-time of dedication to preserving the spirit of the game of soccer, advancing its level of play and promoting its growth among youth and adults nationwide. Other notable winners of this award include former U.S. men's national team coach and former University of Virginia men's coach Bruce Arena, former U.S. women's national team coach and present University of North Carolina women's coach Anson Dorrance and former Indiana University men's coach Jerry Yeagley.

Wake Forest also presents the Walt Chyzowych Award, which is given annually to the player who most typifies what it means to be a Wake Forest men's soccer player through hard work, determination and season-long effort.

Chyzowych was inducted into the Wake Forest Sports Hall of Fame in 2006.

In Their Words

"A man whose contribution [to American soccer] has been of such consequence, yet so diverse and substantial, that the total quantification is elusive."

-- **Bob Gansler**, Kansas City Wizards head coach

"Walt Chyzowych has left a lot of himself behind with all of us. That's quite a legacy for all of us to aspire to."

-- **Tim Schum**, former Binghamton men's soccer coach

"His dedication and contribution to soccer coaching in America has made a major impact on player development in our country."

-- **Werner Fricker**, former president of U.S. Soccer

"This was a man who volunteered so much of his time and energy during an era in which there was no real money to be made in the USSF. Helping the growth of the game in America was his reason for living."

-- **Joe Machnik**, assistant to the deputy commissioner for On-Field Competition for MLS

"Look at the successful college coaches today. He taught a lot of us the game."

-- **Bob Reasso**, Rutgers men's soccer coach

"He has to be singled out as one of the establishing fathers of U.S. Soccer. Remember, he was doing a job that is now done by more than one person."

-- **Rick Davis**, former U.S. National Team captain

"He did many things that sometimes people forget to give him credit for. And he has a lot of loyal friends because he was loyal to them."

-- **Sigi Schmid**, U.S. under-20 National Team coach

WAKE FOREST SOCCER



History and Records

ALL-TIME SERIES RESULTS

Air Force

H: 1-0-0; A: 0-0-0, N: 0-0-0

1992	H	W, 1-0
------	---	--------

Akron

H: 0-0-0; A: 0-1-0, N: 1-0-0

2002	N	W, 2-1
1981	A, #19	L, 3-5

Alabama A&M

H: 1-0-0; A: 0-0-0, N: 0-0-1

2005	H	W, 4-0
1988	N	T, 1-1 (ot)

American

H: 0-1-0; A: 0-0-0, N: 0-1-0

2001	H	L, 0-3
1987	N	L, 0-4

Appalachian State

H: 13-1-0; A: 2-1-0, N: 0-0-0

2006	H	W, 2-1
2005	H	W, 3-1
1997	H	W, 9-0
1996	H	W, 6-1
1995	H	W, 5-3
1994	H	W, 7-2
1993	H	W, 2-1
1992	H	W, 5-1
1991	H	W, 2-0
1990	H	W, 2-1
1989	H	W, 3-0
1988	A	W, 5-0
1987	H	W, 4-0
1986	A	L, 0-1 (ot)
1985	H	L, 2-4
1984	A	W, 2-0
1983	H	W, 3-1

Army

H: 1-0-0; A: 0-1-0, N: 0-0-0

1986	H	W, 3-0
1985	A	L, 0-1 (ot)

Belmont Abbey

H: 3-0-0; A: 0-0-0, N: 0-0-0

1997	H	W, 5-0
1996	H	W, 2-0
1995	H	W, 3-2

Berry

H: 1-0-0; A: 0-0-0, N: 0-0-0

1986	H	W, 2-1
------	---	--------

Bethany

H: 0-0-0; A: 0-0-0, N: 1-0-0

1983	N	W, 2-1
------	---	--------

Boston College

H: 0-0-1; A: 0-0-1, N: 1-0-0

2006	H	T, 2-2
2005	N	W, 4-0
2005	A	T, 0-0 (ot)

Bucknell

H: 0-0-0; A: 0-1-0, N: 0-0-0

1982	A	L, 0-1
------	---	--------

California

H: 0-0-0; A: 0-1-0, N: 1-0-0

2005	A, #11	L, 2-3
1993	N	W, 2-1

Campbell

H: 2-0-0; A: 2-0-0, N: 0-0-0

1991	A	W, 4-1
1990	H	W, 4-0
1990	H	W, 1-0 (ot)
1989	A	W, 4-0

Catawba

H: 3-1-0; A: 2-1-0, N: 0-0-0

1989	H	W, 4-1
1988	A	W, 2-0
1987	A	L, 0-1
1985	H	L, 1-2
1984	H	W, 2-1
1981	A	W, 8-0
1980	H	W, 6-0

Central Florida

H: 2-0-0; A: 0-0-0, N: 0-0-0

2006	H	W, 5-0
2004	H	W, 5-0

Charleston Southern

H: 3-0-0; A: 0-0-0, N: 0-0-0

2001	H	W, 6-0
1999	H	W, 5-1
1998	H	W, 6-2

Charlotte

H: 3-3-0; A: 4-0-2, N: 0-0-0

2001	H	W, 8-1
2000	A	W, 3-2 (ot)
1998	H, #24	L, 1-2 (ot)
1997	A, #13	W, 1-0
1989	H	W, 5-2
1986	A	W, 2-1
1985	H	L, 0-1
1984	A	W, 3-2
1983	H	W, 3-1
1982	A	T, 0-0 (ot)
1981	H	L, 0-1 (ot)
1980	A	T, 1-1 (ot)

Cincinnati

H: 1-0-0; A: 0-0-0, N: 0-0-0

1990	H	W, 2-1
------	---	--------

Clemson

H: 5-8-3; A: 5-8-0, N: 1-0-0

2006	A	W, 2-0
2005	H	T, 0-0 (ot)
2004	H	W, 2-0
2003	A	W, 3-2
2002	H	L, 1-2 (ot)
2002	H, #4	T, 2-2 (ot)
2001	A, #10	L, 0-1
2000	H	T, 3-3 (pk)
2000	H	L, 1-2
1999	A	L, 1-4
1998	H, #1	L, 0-1
1997	A, #11	W, 2-1 (ot)
1996	H, #14	W, 2-1
1995	A, #7	L, 0-1
1994	H	W, 3-1
1993	A, #3	L, 0-2
1992	H, #10	W, 1-0
1991	A, #11	W, 3-1
1990	H, #16	L, 1-3
1989	N, #18	W, 3-2
1989	A, #11	W, 2-0
1988	H, #4	W, 2-1
1987	A	L, 1-3
1986	H, #8	L, 0-1
1985	A, #1	L, 1-2
1984	H	L, 0-3

1983	A, #2	L, 0-1 (ot)
1982	H, #2	L, 0-4
1981	A, #3	L, 2-3
1980	H, #1	L, 0-4

Coastal Carolina

H: 2-0-0; A: 1-0-0, N: 0-0-0

2006	H	W, 2-0
2004	A	W, 2-1
1999	H	W, 6-1

College of Charleston

H: 1-1-1; A: 1-1-0, N: 0-0-0

1999	A	W, 2-1
1995	H	W, 3-1
1992	A	L, 0-3
1991	H	T, 2-2 (ot)
1988	H	L, 0-1

Connecticut

H: 2-0-0; A: 2-0-1, N: 0-0-0

2006	A, #19	W, 1-0 (ot)
2003	H, #10	W, 2-0
2000	A	W, 2-1 (ot)
1992	A	T, 1-1 (ot)
1991	H	W, 5-1

Dartmouth

H: 0-1-0; A: 0-0-0, N: 0-0-0

2001	H	L, 0-1
------	---	--------

Davidson

H: 11-1-1; A: 9-3-0, N: 0-0-0

2006	A	W, 1-0
2005	H	W, 2-1
2004	A	W, 2-1
2003	H	W, 1-0
2002	A	W, 4-0
2001	H	W, 2-1
2000	A	W, 2-0
1999	H	W, 5-0
1998	A	W, 4-1
1997	H	L, 0-1
1996	H	W, 3-0
1995	A	L, 1-3
1994	H	W, 3-1
1993	A	L, 0-1
1992	H	W, 4-2
1991	A	L, 0-1
1990	H	W, 2-0 (ot)
1989	H	ppd.
1988	A	W, 6-1
1987	H	T, 1-1 (ot)
1986	A	W, 1-0
1985	H	W, 1-0
1984	A	W, 1-0
1983	H	W, 8-0
1982	A	W, 3-1
1981	H	W, 1-0

Duke

H: 4-9-1; A: 4-10-3, N: 2-2-1

2006	N	L, 1-0
2006	H, #6	L, 3-4
2005	A, #10	L, 2-3 (ot)
2004	A, #19	L, 2-3
2003	N	W, 3-1
2003	H	W, 4-0
2002	A	W, 2-0
2001	N	T, 1-1 (pk)
2001	H	W, 2-0
2000	A	L, 1-2
1999	H	T, 1-1 (ot)
1998	H, #4	L, 0-1
1998	A, #3	L, 1-3

1997	H, #5	L, 0-1
1996	A, #9	L, 0-1
1995	A, #11	L, 1-3
1995	H, #5	L, 0-5
1994	A	L, 0-3
1993	H, #9	L, 0-1
1992	A, #3	W, 3-0
1991	H	W, 4-1
1991	N	W, 2-0
1990	A, #11	T, 0-0 (ot)
1990	A, #12	W, 2-1 (ot)
1989	A, #14	T, 2-2 (pk)
1989	H, #11	W, 1-0
1988	A, #5	W, 1-0 (ot)
1988	N, #13	L, 1-2
1987	H, #4	L, 0-1
1986	A, #5	L, 1-2
1985	H, #16	L, 1-3
1984	A, #15	T, 1-1 (ot)
1983	H, #1	L, 2-5
1982	A, #1	L, 0-5
1981	H, #3	L, 0-5
1980	A, #14	L, 2-5

East Carolina

H: 1-0-0; A: 0-0-0, N: 0-0-0

1993	H	W, 2-1
------	---	--------

Elon

H: 3-0-0; A: 2-0-0, N: 0-0-0

2006	A, #22	W, 2-0
2004	H	W, 2-0
2002	H	W, 3-1
1981	A	W, 1-0
1980	H	W, 2-1

Emory

H: 1-0-0; A: 1-0-0, N: 1-0-0

1983	H	W, 4-0
1982	N	W, 2-1
1980	A	W, 3-0

Evansville

H: 0-0-0; A: 0-1-0, N: 0-0-0

1987	A	L, 0-1
------	---	--------

Florida Atlantic

H: 1-0-0; A: 0-0-0, N: 0-0-0

2005	H	W, 1-0
------	---	--------

Florida International

H: 0-0-0; A: 0-1-0, N: 1-0-0

2004	N	W, 3-2 (ot)
1994	A	L, 1-4

Furman

H: 4-4-2; A: 4-2-2, N: 0-0-0

1999	H	L, 0-4
1997	H	L, 0-2
1996	A, #10	L, 0-1
1995	H	T, 0-0 (ot)
1994	A	T, 2-2 (ot)
1993	H	L, 1-3
1992	A, #19	W, 2-0
1991	H, #12	W, 2-1
1991	H, #13	L, 0-1
1990	A	L, 0-4
1989	H	W, 2-1 (ot)
1988	A	T, 1-1 (ot)
1987	H	W, 4-1
1986	A	W, 1-0
1985	H	T, 1-1 (ot)
1984	A	W, 1-0
1983	H	W, 4-2
1982	A	W, 3-1

WAKE FOREST SOCCER



History and Records

ALL-TIME SERIES RESULTS

Gardner-Webb

H: 3-0-0; A: 0-0-0, N: 0-0-0		
2003	H	W, 6-1
2002	H	W, 10-0
2001	H	W, 2-0

George Mason

H: 2-0-0; A: 1-0-0, N: 0-0-0		
2003	H	W, 2-1
2001	A, #16	W, 3-1
2000	H	W, 1-0

George Washington

H: 0-0-1; A: 0-0-0, N: 0-0-0		
1984	H	T, 3-3 (ot)

Georgia Southern

H: 1-0-0; A: 0-0-0, N: 0-0-0		
2002	H	W, 8-0

Georgia State

H: 0-0-0; A: 0-3-0, N: 0-0-0		
1986	A	L, 2-3
1982	A	L, 0-2
1980	A	L, 1-4

Guilford

H: 3-0-0; A: 2-2-0, N: 0-0-0		
1986	A	L, 1-2
1985	H	W, 4-2
1984	A	W, 4-0
1983	H	W, 2-1
1982	A	W, 4-2 (ot)
1981	H	W, 1-0
1980	A	L, 0-1

Hartwick

H: 1-0-0; A: 0-0-0, N: 0-0-0		
1989	H	W, 2-3

High Point

H: 4-0-1; A: 2-1-0, N: 0-0-0		
2003	H	W, 5-1
2001	H	W, 5-0
2000	A	W, 3-0
1999	H	W, 3-1
1998	H	W, 3-0
1982	A	W, 3-0
1981	H	T, 1-1 (ot)
1980	A	L, 2-3

Hofstra

H: 1-0-0; A: 0-0-0, N: 0-0-0		
2006	H, #18	W, 5-1

Indiana

H: 0-0-0; A: 0-1-0, N: 0-1-0		
2005	A, #1	L, 0-1
1987	N, #8	L, 0-4

Jacksonville

H: 1-0-0; A: 0-0-0, N: 0-0-0		
1991	H	W, 1-0

James Madison

H: 1-1-1; A: 0-1-0, N: 1-0-0		
2001	N	W, 2-0
1997	H, #7	W, 2-0
1996	A, #8	L, 0-1
1993	H, #10	T, 1-1 (ot)
1992	H, #24	L, 0-4

Lenoir-Rhyne

H: 2-0-0; A: 0-0-0, N: 0-0-0		
1995	H	W, 5-0

1994	H	W, 2-0
------	---	--------

Liberty

H: 2-0-1; A: 0-1-0, N: 0-0-0		
2000	A	L, 2-4
1999	H	W, 2-1
1995	H	W, 1-0
1986	H	T, 0-0 (ot)

Liberty Baptist

H: 0-0-0; A: 1-0-0, N: 0-0-0		
1980	A	W, 2-1 (ot)

Long Island

H: 1-0-0; A: 0-0-0, N: 0-0-0		
2003	H	W, 2-1

Loyola Marymount

H: 1-0-0; A: 0-0-0, N: 0-0-0		
2004	H	W, 3-1

Manhattan

H: 1-0-0; A: 0-0-0, N: 0-0-0		
1994	H	W, 8-0

Marshall

H: 1-0-0; A: 1-0-0, N: 0-0-0		
1984	H	W, 3-1
1983	A	W, 2-0

Maryland

H: 7-5-0; A: 4-6-4, N: 1-3-0		
2006	A, #6	L, 1-2
2005	N, #1	L, 1-2
2005	A, #16	L, 1-3
2004	H, #11	W, 4-2
2003	A, #1	L, 0-1
2002	H	W, 3-0
2001	A	T, 2-2 (ot)
2000	W	W, 4-3 (ot)
1999	A	W, 2-1 (ot)
1998	H	L, 1-2
1997	A, #8	L, 1-2
1996	N, #23	L, 1-5
1996	H, #15	W, 1-0
1995	A, #2	L, 3-4 (ot)
1994	H	L, 0-1
1993	A	W, 2-1
1991	A	T, 0-0 (ot)
1990	H	L, 1-2
1989	N	W, 1-0
1989	A	W, 1-0 (ot)
1988	H	W, 3-1
1987	N	L, 1-2 (ot)
1987	A	T, 0-0 (ot)
1986	H, #18	L, 0-1
1985	A	L, 0-3
1984	H	W, 2-1
1983	A	T, 1-1 (ot)
1982	H	L, 0-1
1981	A	W, 2-1
1980	H	W, 2-1

Memphis

H: 1-1-0; A: 0-1-0, N: 0-0-0		
1985	H	L, 1-2
1984	A	L, 1-2
1983	H	W, 6-0

NC State

H: 10-4-0; A: 6-7-1, N: 1-0-1		
2006	H	W, 1-0
2005	A, #17	L, 1-2
2004	A	W, 1-0 (ot)
2003	H	W, 2-0

2002	A	W, 2-0
2001	H	W, 3-1
2000	A	W, 2-1
1999	H	W, 2-1
1999	H	W, 4-0
1998	A	W, 5-0
1997	N	W, 8-0
1997	H, #4	W, 4-0
1996	A	W, 1-0
1995	H	W, 2-1
1994	A	L, 0-1
1993	H	L, 0-1
1992	A, #15	L, 1-2 (ot)
1991	N, #6	T, 1-1 (pk)
1991	H, #10	L, 0-2 (ot)
1990	A, #7	W, 2-1
1989	H	W, 3-0
1988	A, #4	T, 0-0 (ot)
1987	H, #13	W, 1-0
1986	A, #6	L, 1-4
1985	H, #13	L, 0-3
1984	A, #7	L, 0-2
1983	H	L, 1-2 (ot)
1982	A, #16	L, 0-4
1981	H, #7	W, 3-2
1980	A	L, 0-6

New Hampshire

H: 1-0-0; A: 0-0-0, N: 0-0-0		
1997	H	W, 3-2 (ot)

North Carolina

H: 3-9-4; A: 3-10-2, N: 1-0-1		
2006	N	T, 0-0
2006	A, #3	W, 1-0
2005	H, #14	L, 0-1 (ot)
2004	A	W, 2-0
2003	H, #3	W, 4-0
2002	A	T, 2-2 (ot)
2001	H, #5	W, 4-2
2000	H	L, 0-1
2000	A	L, 1-4
1999	H	T, 1-1 (ot)
1998	A	L, 1-2
1997	H	L, 1-2 (ot)
1996	N	W, 1-0 (ot)
1996	A	L, 0-1
1995	H	W, 2-1
1994	A	L, 1-2
1993	H, #12	T, 2-2 (ot)
1992	A	T, 3-3 (pk)
1992	A	L, 0-2
1991	H, #20	L, 0-2
1990	H, #11	L, 1-2
1990	A	L, 2-4 (ot)
1989	H, #17	T, 1-1 (ot)
1988	H, #14	L, 0-2
1988	A	L, 1-2
1987	H, #3	L, 2-4
1986	A	L, 1-4
1985	H	L, 0-1
1984	A	L, 1-2
1983	H	T, 1-1 (ot)
1982	A	W, 3-1
1981	H	L, 0-3
1980	A	L, 1-3

Notre Dame

H: 1-0-0; A: 0-0-0, N: 2-0-0		
2005	N	W, 1-0 (ot)
1994	N	W, 1-0
1982	H	W, 2-1

Ohio State

H: 1-0-0; A: 2-0-0, N: 1-0-0		
2006	N, #20	W, 3-2 (2ot)
2004	A	W, 2-0
1988	H	W, 2-1
1981	A	W, 2-0

Old Dominion

H: 5-0-0; A: 4-2-0, N: 0-0-0		
2005	A, #9	W, 2-1
2003	A, #6	L, 0-2
2002	H	W, 1-0
2002	A	W, 2-1
2001	H	W, 3-0
1996	H	W, 3-0
1995	A	W, 1-0
1991	A, #19	W, 1-0
1989	H, #16	W, 2-1
1986	H	W, 4-1
1987	A, #12	L, 1-2

Penn State

H: 0-0-0; A: 0-0-1, N: 1-0-1		
2006	N, #13	W, 2-0
2004	N	T, 2-2 (ot)
1982	A, #14	T, 1-1 (ot)

Portland

H: 0-0-0; A: 0-0-0, N: 0-1-0		
1998	N	L, 0-3

Princeton

H: 0-0-0; A: 0-0-0, N: 0-1-0		
1987	N	L, 1-3

Queens College

H: 1-0-0; A: 0-0-0, N: 0-0-0		
1993	H	W, 2-1 (ot)

Radford

H: 3-0-0; A: 1-0-0, N: 0-0-0		
1999	H	W, 5-2
1998	A	W, 3-1
1997	H	W, 2-0
1990	H	W, 2-0

Richmond

H: 2-0-1; A: 1-0-0, N: 0-0-0		
2002	A	W, 2-0
2001	H	W, 3-0
1999	H	T, 1-1 (ot)
1988	H	W, 5-0

Robert Morris

H: 0-1-0; A: 0-0-0, N: 0-0-0		
1993	H	L, 0-1

Rutgers

H: 0-0-0; A: 0-1-0, N: 1-0-0		
2005	N	W, 5-1
1987	A	L, 0-1

Saint Louis

H: 0-0-0; A: 0-0-0, N: 0-1-0		
2002	N	T, 1-1 (ot)

San Diego State

H: 0-0-0; A: 0-0-0, N: 1-0-0		
1990	N, #17	W, 3-2 (ot)

San Francisco

H: 1-0-0; A: 1-0-0, N: 0-0-0		
1998	H	W, 2-1
1996	A	W, 2-0

WAKE FOREST SOCCER



History and Records

ALL-TIME SERIES RESULTS

Santa Clara

H: 1-0-0; A: 0-0-0, N: 0-0-1

2006	H, #8	W, 3-1
1996	N, #5	T, 0-0 (ot)

South Alabama

H: 2-0-0; A: 0-0-0, N: 0-0-0

1994	H	W, 2-1
1992	H	W, 2-1

South Carolina

H: 6-6-2; A: 4-6-3, N: 1-0-0

2005	H	W, 2-0
2005	N	W, 3-0
2004	H	L, 0-1
2003	A, #25	W, 4-0
2002	H, #11	W, 1-0
2001	A, #17	L, 1-2
2000	H	T, 2-2 (ot)
1999	A	T, 3-3 (ot)
1998	H, #4	W, 2-1
1997	A, #8	L, 4-5
1996	H	W, 2-1
1995	A, #4	W, 2-1
1994	H, #3	L, 0-1
1993	A, #13	T, 0-0 (ot)
1992	H, #4	W, 1-0
1991	A, #11	W, 1-0
1990	H	T, 0-0 (ot)
1989	H, #4	L, 1-5
1989	A, #4	W, 3-1
1988	H, #11	W, 1-0 (ot)
1987	A, #2	L, 0-1
1986	H, #6	L, 0-1 (ot)
1985	A, #7	L, 0-2
1984	H	L, 0-2
1983	A	W, 3-1 (ot)
1982	H	L, 1-2
1981	A	L, 1-2 (ot)

South Florida

H: 0-1-0; A: 0-0-0, N: 1-0-0

1996	H	L, 2-4
1994	N	W, 3-2

St. Andrews

H: 2-0-0; A: 2-0-0, N: 0-0-0

1983	H	W, 17-1
1982	A	W, 7-0
1981	A	W, 4-0
1980	H	W, 3-1

St. Bonaventure

H: 1-0-0; A: 0-0-0, N: 0-0-0

1998	H	W, 5-0
------	---	--------

St. Joseph's

H: 1-0-0; A: 0-0-0, N: 0-0-0

2005	H	W, 5-0
------	---	--------

St. John's

H: 1-0-0; A: 0-0-1, N: 0-1-0

2003	H, #5	W, 3-1
2002	A, #2	T, 1-1
2000	N	L, 2-3 (ot)

St. Mary's

H: 0-0-1; A: 0-0-0, N: 0-0-0

1990	H	T, 1-1 (ot)
------	---	-------------

Stanford

H: 0-2-0; A: 0-0-0, N: 0-0-0

1995	H	L, 0-1
1992	H	L, 1-3

Stetson

H: 1-0-0; A: 0-0-0, N: 0-0-0

1990	H	W, 1-0
------	---	--------

Syracuse

H: 1-0-0; A: 0-0-0, N: 0-0-0

1993	H	W, 4-0
------	---	--------

TCU

H: 1-0-0; A: 0-0-0, N: 0-0-0

1989	H	W, 3-0
------	---	--------

Temple

H: 1-0-0; A: 0-1-0, N: 0-0-0

1985	A	L, 1-3
1984	H	W, 3-1 (ot)

Tennessee

H: 2-0-0; A: 0-0-1, N: 0-0-0

1986	A	T, 0-0 (ot)
1985	H	W, 4-0
1984	H	W, 3-0

The Citadel

H: 2-0-0; A: 2-0-0, N: 0-0-0

1994	A	W, 5-0
1993	H	W, 7-0
1992	A	W, 2-0
1991	H	W, 5-0

Towson State

H: 0-0-0; A: 0-1-0, N: 0-0-0

1981	A	L, 1-2
------	---	--------

Towson

H: 1-0-0; A: 0-1-0, N: 0-0-0

2006	H	W, 2-1
------	---	--------

UAB

H: 2-0-0; A: 0-0-0, N: 0-0-0

1996	H	W, 2-1
1980	H	W, 3-1 (ot)

UCLA

H: 0-0-0; A: 0-1-0, N: 0-0-0

1990	A, #3	L, 0-2 (ot)
------	-------	-------------

UC Santa Barbara

H: 0-0-0; A: 0-0-0, N: 0-0-1

2006	N	T, 0-0
------	---	--------

UMBC

H: 1-0-0; A: 0-0-0, N: 0-0-0

1989	H	W, 5-0
------	---	--------

UNC Asheville

H: 6-0-0; A: 2-0-0, N: 0-0-0

2000	H	W, 7-0
1998	H	W, 6-1
1997	H	W, 1-0
1986	H	W, 2-1
1985	A	W, 3-0
1984	H	W, 8-0
1981	H	W, 8-0
1980	A	W, 5-1

UNC Greensboro

H: 4-4-2; A: 4-3-0, N: 0-0-0

2006	H	W, 3-0
2005	A, #14	W, 1-0
2004	H, #15	L, 1-2
2003	A	W, 2-0
2002	H	W, 3-0
2001	A	W, 1-0 (ot)
2000	H	W, 2-1
1999	A	W, 1-0

1989	H	L, 0-1
1988	A	L, 0-2
1987	H	W, 3-1
1986	H	L, 0-2
1985	H	L, 1-2
1984	A	L, 2-3 (ot)
1983	H, #20	T, 1-1 (ot)
1982	A	L, 0-3
1981	H	T, 2-2 (ot)

UNC Wilmington

H: 2-1-0; A: 2-1-1, N: 0-0-0

2000	A	W, 4-0
1985	H	W, 4-1
1984	A	T, 0-0 (ot)
1983	H	L, 0-1
1982	A	W, 3-0
1981	H	W, 1-0
1980	A	L, 1-2

USC Spartansburg

H: 0-0-0; A: 1-0-0, N: 0-0-0

1980	A	W, 1-0
------	---	--------

UW Milwaukee

H: 1-0-0; A: 1-0-0, N: 0-0-0

1995	A	W, 1-0
1987	H	W, 2-1 (ot)

Vanderbilt

H: 1-0-0; A: 1-0-0, N: 0-0-0

1999	H	W, 3-0
1984	A	W, 2-0

Virginia

H: 1-13-2; A: 3-9-1, N: 0-8-2

2006	N, #2	T, 0-0
2006	A, #2	W, 2-1
2005	H, #11	L, 1-2 (ot)
2004	N	L, 1-2
2004	H, #20	L, 1-2
2003	H	L, 0-2
2003	N	L, 0-1
2003	A	L, 1-2
2002	N	L, 0-1
2002	H, #6	W, 2-1
2001	N, #2	L, 0-1 (ot)
2001	A, #2	L, 0-1
2000	H	L, 0-2
1999	H	L, 1-2
1999	A	T, 1-1 (ot)
1998	H, #4	T, 2-2 (ot)
1997	N, #8	L, 1-2
1997	A, #8	L, 1-3
1996	H, #3	L, 0-2
1995	A, #1	L, 1-4
1994	N, #4	L, 0-2
1994	H, #1	L, 2-3
1993	N, #3	L, 0-4
1993	A, #1	L, 0-1
1992	H, #1	L, 2-3 (ot)
1991	N, #1	L, 1-3
1991	A, #1	W, 2-0
1990	N, #8	T, 0-0 (pk)
1990	H, #11	L, 0-1
1989	A, #1	L, 0-1
1988	H, #2	T, 0-0 (ot)
1987	A, #4	L, 0-3
1986	H, #9	L, 1-3
1985	A, #2	L, 0-2
1984	H, #15	L, 0-2
1983	A, #8	L, 1-3
1982	H, #4	L, 0-2
1981	A	W, 2-1
1980	H	L, 1-3

Virginia Tech

H: 4-1-0; A: 5-1-1, N: 1-0-0

2006	A, #15	W, 4-2
2005	H	W, 2-1
2004	N	W, 1-0 (ot)
2004	A	W, 2-0
2003	A	W, 1-0
1998	H	W, 1-0
1997	A	L, 0-2
1985	H	W, 3-2 (ot)
1983	A	W, 4-1
1982	H, #20	L, 1-2
1981	A	T, 0-0 (ot)
1980	H	W, 3-2 (ot)

VCU

H: 2-0-2; A: 0-0-0, N: 1-0-0

2004	H	T, 2-2 (pk)
2004	N	W, 1-0 (ot)
1999	H	W, 2-1
1994	H	W, 3-2
1981	H	T, 1-1 (ot)

Warren Wilson

H: 1-0-0; A: 0-0-0, N: 0-0-0

1980	H	W, 8-0
------	---	--------

Washington

H: 0-1-0; A: 1-0-0, N: 0-0-0

1998	A, #1	W, 2-1
1997	H, #7	L, 0-1 (ot)

West Chester

H: 1-0-0; A: 0-0-0, N: 0-0-0

1988	H	W, 2-0
------	---	--------

Western Carolina

H: 1-0-0; A: 0-0-0, N: 0-0-0

1983	H	W, 4-0
------	---	--------

Western Kentucky

H: 0-0-0; A: 0-0-0, N: 1-0-0

1988	N	W, 4-1
------	---	--------

William & Mary

H: 2-0-0; A: 0-0-0, N: 1-0-0

2006	H	W, 1-0
2002	H	W, 2-0
1991	N	W, 3-0

Winthrop

H: 1-0-0; A: 0-0-0, N: 0-0-0

1980	H	W, 0-0 f
------	---	----------

Wisconsin

H: 0-0-0; A: 0-0-0, N: 0-1-0

1995	N, #7	L, 0-1
------	-------	--------

Wofford

H: 2-0-0; A: 0-0-0, N: 0-0-0

1996	H	W, 7-0
1995	H	W, 6-0

Wooster

H: 1-0-0; A: 0-0-0, N: 0-0-0

1985	H	W, 7-1
------	---	--------

WAKE FOREST SOCCER



Table of Contents/General Information

ALL-TIME COACHING & SERIES RECORDS

Team	W	L	T	Pct.
Air Force	1	0	0	1.000
Akron	1	1	0	.500
Alabama A&M	1	0	1	.750
American	0	2	0	.000
Appalachian State	15	2	0	.882
Army	1	1	0	.500
Belmont Abbey	3	0	0	1.000
Berry	1	0	0	1.000
Bethany	1	0	0	1.000
Boston College	1	0	2	.667
Bucknell	0	1	0	.000
California	1	1	0	.500
Campbell	4	0	0	1.000
Catawba	5	2	0	.714
Charleston Southern	3	0	0	1.000
Charlotte	7	3	2	.667
Cincinnati	1	0	0	1.000
Clemson	11	16	3	.417
Coastal Carolina	3	0	0	1.000
College of Charleston	2	2	1	.500
Connecticut	4	0	1	.900
Dartmouth	0	1	0	.000
Davidson	20	4	1	.820
Duke	10	21	5	.347
East Carolina	1	0	0	1.000
Elon	5	0	0	1.000
Emory	3	0	0	1.000
Evansville	0	1	0	.000
Florida Atlantic	1	0	0	1.000
Florida International	1	1	0	.500
Furman	8	6	4	.556
Gardner-Webb	3	0	0	1.000
George Mason	3	0	0	1.000
George Washington	0	0	1	.500
Georgia Southern	1	0	0	1.000
Georgia State	0	3	0	.000
Guilford	5	2	0	.714
Hartwick	0	1	0	.000

Team	W	L	T	Pct.
High Point	6	1	1	.813
Hofstra	1	0	0	1.000
Indiana	0	2	0	.000
Jacksonville	1	0	0	1.000
James Madison	2	2	1	.500
Lenoir-Rhyne	2	0	0	1.000
Liberty	2	1	1	.625
Liberty Baptist	1	0	0	1.000
Long Island	1	0	0	1.000
Loyola Marymount	1	0	0	1.000
Manhattan	1	0	0	1.000
Marshall	2	0	0	1.000
Maryland	12	14	4	.467
Memphis	1	2	0	.333
NC State	17	11	2	.600
New Hampshire	1	0	0	1.000
North Carolina	7	19	7	.318
Notre Dame	3	0	0	1.000
Ohio State	4	0	0	1.000
Old Dominion	9	2	0	.818
Penn State	1	0	2	.750
Portland	0	1	0	.000
Princeton	0	1	0	.000
Queens College	1	0	0	1.000
Radford	4	0	0	1.000
Richmond	3	0	1	.875
Robert Morris	0	1	0	.000
Rutgers	1	1	0	.500
San Diego State	1	0	0	1.000
San Francisco	2	0	0	1.000
Santa Clara	1	0	1	.750
South Alabama	2	0	0	1.000
South Carolina	12	11	4	.519
South Florida	1	1	0	.500
St. Andrews	4	0	0	1.000
St. Bonaventure	1	0	0	1.000
St. Joseph's	1	0	0	1.000
St. John's	1	1	1	.500

Team	W	L	T	Pct.
St. Louis	0	0	1	.500
St. Mary's (CA)	0	0	1	.500
Stanford	0	2	0	.000
Stetson	1	0	0	1.000
Syracuse	1	0	0	1.000
TCU	1	0	0	1.000
Temple	1	1	0	0.500
Tennessee	2	0	1	.833
The Citadel	4	0	0	1.000
Towson State	0	1	0	.000
Towson	1	0	0	1.000
UAB	2	0	0	1.000
UCF	2	0	0	1.000
UCLA	0	1	0	.000
UC Santa Barbara	0	0	1	.500
UMBC	1	0	0	1.000
UNC Asheville	8	0	0	1.000
UNC Greensboro	8	7	2	.531
UNC Wilmington	4	2	1	.643
USC-Upstate	1	0	0	1.000
UW Milwaukee	2	0	0	1.000
Vanderbilt	2	0	0	1.000
VCU	3	0	2	.800
Virginia	4	30	5	.167
Virginia Tech	9	2	1	.792
Warren Wilson	1	0	0	1.000
Washington	1	1	0	.500
West Chester	1	0	0	1.000
Western Carolina	1	0	0	1.000
Western Kentucky	1	0	0	1.000
William & Mary	3	0	0	1.000
Winthrop	1	0	0	1.000
Wisconsin	0	1	0	.000
Wofford	2	0	0	1.000
Wooster	1	0	0	1.000
Totals	305	191	61	0.602

2007 Opponents in BOLD



George Kennedy



Walt Chyzowych



Jay Vidovich

Name	Years	Record	Pct.	ACC Record	Pct.	Goals For	Goals Against
George Kennedy	6	64-52-14	.546	6-27-3	.208	269	192
Walt Chyzowych	8	77-59-22	.557	15-25-7	.394	251	184
Jay Vidovich	13	165-79-25	.660	35-38-10	.481	579	294
Totals	26	306-190-61	.736	56-90-20	.397	1,099	670

WAKE FOREST SOCCER



Table of Contents/General Information

YEAR-BY-YEAR RESULTS

1980

Overall: 12-9-1
 ACC: 1-5-0 (7th)
 Home: 8-2-0; Away: 4-7-1
 Head Coach: George Kennedy

9.3	Catawba	H	6-0	W
9.5	Elon	H	2-1	W
9.7	UAB	H	3-1	W ot
9.14	Clemson (1)#	H	0-4	L
9.17	USC-Spartanburg	A	1-0	W
9.21	Virginia#	H	1-3	L
9.25	St. Andrews	H	3-1	W
9.26	Georgia State§	A	1-4	L
9.27	Emory§	A	3-0	W
9.30	Virginia Tech	H	3-2	W ot
10.4	High Point	A	2-3	L
10.6	Maryland#	H	2-1	W
10.8	Liberty Baptist	A	2-1	W ot
10.16	Warren Wilson	H	8-0	W
10.18	UNC Wilmington%	A	1-2	L
10.19	Duke (14)%#	A	2-5	L
10.22	Charlotte	A	1-1	T ot
10.26	UNC Asheville	A	5-1	W
10.29	NC State#	A	0-6	L
11.2	Guilford	A	0-1	L
11.10	NORTH CAROLINA#	A	1-3	L
11.12	Winthrop	H	0-0	W (f)

ACC Matches
 § Emory Tournament; Atlanta, Ga.
 % Port City Tournament

1981

Overall: 11-7-4
 ACC: 3-3-0 (5th)
 Home: 5-3-3; Away: 6-4-1
 Head Coach: George Kennedy

9.3	Catawba	A	8-0	W
9.5	Akron (19)	A	3-5	L
9.6	Ohio State	A	2-0	W
9.13	Clemson (3)#	A	2-3	L
9.15	Virginia#	A	2-1	W
9.20	Elon	A	1-0	W
9.26	VCU	H	1-1	T ot
9.27	UNC Asheville	H	8-0	W
9.29	UNC Greensboro	H	2-2	T ot
10.4	Charlotte	H	0-1	L ot
10.7	Virginia Tech	A	0-0	T ot
10.11	UNC Wilmington	H	1-0	W
10.13	St. Andrews	A	4-0	W
10.16	Maryland#	A	2-1	W
10.18	Towson State	A	1-2	L
10.21	Duke (3)#	H	0-5	L
10.25	South Carolina	A	1-2	L ot
10.30	Guilford	H	1-0	W
11.1	High Point	H	1-1	T ot
11.3	NC State (7)#	H	3-2	W
11.8	North Carolina#	H	0-3	L
11.11	Davidson	H	1-0	W

ACC Matches


1982

Overall: 9-10-2
 ACC: 1-5-0 (6th)
 Home: 1-5-0; Away: 7-5-2; Neutral: 1-0-0
 Head Coach: George Kennedy

9.9	High Point	A	3-0	W
9.12	Clemson (2)	H	0-4	L
9.19	Virginia (4)	H	0-2	L
9.23	Furman	A	3-1	W
9.25	Emory§	N	2-1	W
9.26	Georgia State§	A	0-2	L

9.28	Guilford	A	4-2	W	ot
10.3	Penn State (14)	A	1-1	T	ot
10.4	Bucknell	A	0-1	L	
10.6	Charlotte	A	0-0	T	ot
10.9	St. Andrews	A	7-0	W	
10.10	UNC Wilmington	A	3-0	W	
10.13	Maryland	H	0-1	L	
10.17	UNC Greensboro	A	0-3	L	
10.20	Va. Tech (20)	H	1-2	L	
10.24	South Carolina	H	1-2	L	
10.27	Duke (1)	A	0-5	L	
10.30	Notre Dame	H	2-1	W	
11.3	NC State (16)	A	0-4	L	
11.7	North Carolina	A	3-1	W	
11.10	Davidson	A	3-1	W	

ACC Matches



The Deacs managed just one win in the ACC in 1982, but it came against archival UNC, 3-1, on Nov. 7. Jose Grave DePoralta, who owns the NCAA all-time saves mark with 620, made seven that day.

§ Georgia State Tournament (Atlanta, Ga.)


1983

Overall: 13-5-3
 ACC: 0-4-2 (7th)
 Home: 3-3-0; Away: 9-3-3; Neutral: 1-0-0
 Head Coach: George Kennedy

9.3	Western Carolina	H	4-0	W
9.9	Memphis State	H	6-0	W
9.11	Appalachian State	H	3-1	W
9.16	St. Andrews	H	17-1	W
9.18	Virginia (8)#	A	1-3	L
9.24	Bethany§	N	2-1	W
9.25	Marshall§	A	2-0	W
9.29	Guilford	H	2-1	W
10.2	UNC Wilmington	H	0-1	L
10.5	Charlotte	H	3-1	W
10.8	Furman	H	4-2	W
10.12	UNCG (20)	H	1-1	T ot
10.16	Maryland#	A	1-1	T ot
10.20	Clemson (2)#	A	0-1	L ot
10.23	Virginia Tech	A	4-1	W
10.26	Duke (1)#	H	2-5	L
10.30	South Carolina	A	3-1	W ot
11.2	NC State#	H	1-2	L ot
11.5	North Carolina#	H	1-1	T ot
11.6	Emory	H	4-0	W

11.10	Davidson	H	8-0	W
-------	----------	---	-----	---

ACC Matches
 § Marshall Tournament (Huntington, W.Va.)



Mark Erwin, in action vs. Duke (above), scored seven goals against St. Andrews in 1983. He led the nation in scoring that season with 36 goals.

1984

Overall: 12-7-3
 ACC: 1-4-1 (6th)
 Home: 6-3-1; Away: 6-4-2
 Head Coach: George Kennedy

9.5	UNC Asheville	H	8-0	W
9.7	Davidson	A	1-0	W
9.9	Tennessee	H	3-0	W
9.11	Catawba	H	2-1	W
9.13	Furman	A	1-0	W
9.15	Temple	H	3-1	W ot
9.16	Virginia (15)#	H	0-2	L
9.23	George Washington	H	3-3	T ot
9.26	Guilford	A	4-0	W
9.29	Memphis State	A	1-2	L
9.30	Vanderbilt	A	2-0	W
10.4	UNC Greensboro	A	2-3	L ot
10.7	Clemson#	H	0-3	L
10.11	Charlotte	A	3-2	W
10.14	Maryland#	H	2-1	W
10.21	Marshall	H	3-1	W
10.24	Duke (15)#	A	1-1	T ot
10.28	South Carolina	H	0-2	L
10.31	Appalachian State	A	2-0	W
11.4	North Carolina#	A	1-2	L
11.7	NC State (7)#	A	0-2	L
11.11	UNC Wilmington	A	0-0	T ot

ACC Matches

1985

Overall: 7-14-1
 ACC: 0-6-0 (7th)
 Home: 5-8-2; Away: 1-6-0
 Head Coach: George Kennedy

9.1	Wooster	H	7-1	W
9.6	Memphis State	H	1-2	L
9.8	Tennessee	H	4-0	W
9.11	Davidson	H	1-0	W
9.15	Virginia (2)#	A	0-2	L
9.18	Guilford	H	4-2	W
9.21	Army	A	0-1	L ot

WAKE FOREST SOCCER



History and Records

YEAR-BY-YEAR RESULTS

9.25	Catawba	H	1-2	L
9.28	Furman	H	1-1	T ot
10.2	UNC Greensboro	H	1-2	L
10.6	Clemson (1)#	A	1-2	L
10.9	UNC Wilmington	H	4-1	W
10.12	Temple	A	1-3	L
10.13	Maryland#	A	0-3	L
10.17	Virginia Tech	H	3-2	W ot
10.20	Charlotte	H	0-1	L
10.23	Duke (16)#	H	1-3	L
10.27	South Carolina (7)	A	0-2	L
10.30	Appalachian State	H	2-4	L
11.3	North Carolina#	H	0-1	L
11.6	UNC Asheville	A	3-0	W
11.10	NC State (13)#	H	0-3	L

1986

Overall: 7-11-2
 ACC: 0-6-0 (7th)
 Home: 4-5-1; Away: 3-6-1
 Head Coach: Walt Chyzowych

9.4	Berry	H	2-1	W
9.7	Old Dominion	H	4-1	W
9.9	Liberty	H	0-0	T ot
9.11	Davidson	A	1-0	W
9.14	Virginia (9)#	H	1-3	L
9.17	Guilford	A	1-2	L
9.20	Army	H	3-0	W
9.27	Tennessee	A	0-0	T ot
9.28	Georgia State	A	2-3	L
10.2	UNC Greensboro	H	0-2	L
10.5	Clemson (8)#	H	0-1	L
10.10	North Carolina#	A	1-4	L
10.12	Maryland (18)#	H	0-1	L
10.18	Charlotte	A	2-1	W
10.22	Duke (5)#	A	1-2	L
10.26	South Carolina (6)	H	0-1	L ot
10.30	Appalachian State	A	0-1	L ot
11.1	Furman	A	1-0	W
11.5	UNC Asheville	H	2-1	W
11.8	NC State (6) #	A	1-4	L



While the Demon Deacons lost a school record 14 games in 1985, Henry Riggs-Miller became one of 10 players to score 10 goals in a season.

ACC Matches

1987

Overall: 5-13-2



Walt Chyzowych, widely considered to be the father of American soccer, took the reigns of the Wake Forest program in 1986.

ACC: 1-4-1 (6th)
 Home: 5-2-1; Away: 0-7-1; Neutral: 0-4-0
 Head Coach: Walt Chyzowych

9.1	Catawba	A	0-1	L
9.4	Virginia (4)\$#	A	0-3	L
9.5	American\$	N	0-4	L
9.13	Appalachian State	H	4-0	W
9.16	South Carolina (2)	A	0-1	L
9.20	Clemson#	A	1-3	L
9.23	North Carolina (3)#	H	2-4	L
9.27	Furman	H	4-1	W
9.30	Davidson	H	1-1	T ot
10.3	Evansville%	A	0-1	L
10.4	Indiana (8)%	N	0-4	L
10.9	ODU (12)	A	1-2	L
10.11	Maryland#	A	0-0	T ot
10.16	Rutgers\$	A	0-1	L
10.18	Princeton\$	N	1-3	L
10.22	UNC Greensboro	H	3-1	W
10.25	NC State (13)#	H	1-0	W
11.29	UW-Milwaukee	H	2-1	W ot
11.1	Duke (4)#	H	0-1	L
11.5	Maryland*	N	1-2	L ot

ACC Matches
 \$ UVa. Coca-Cola Classic (Charlottesville, Va.)
 % Evansville Classic (Evansville, Ind.)
 \$ Rutgers Classic (New Brunswick, N.J.)
 * ACC Tournament (Durham, N.C.)

1988

Overall: 11-5-4
 ACC: 3-1-2 (2nd)
 Home: 6-2-1; Away: 4-2-2; Neutral: 1-1-1
 Head Coach: Walt Chyzowych
 NCAA Tournament Participants

9.1	Ohio State	H	2-1	W
9.4	West Chester	H	2-0	W
9.7	Catawba	A	2-0	W
9.11	South Carolina (11)	H	1-0	W ot
9.13	Furman	A	1-1	T ot
9.18	Clemson (4)#	H	2-1	W
9.21	UNC Greensboro	A	0-2	L
9.25	Virginia (2)#	H	0-0	T ot
9.28	Coll. of Charleston	H	0-1	L
10.2	Richmond	H	5-0	W
10.5	North Carolina#	A	1-2	L
10.9	Maryland#	H	3-1	W
10.16	NC State (4)#	A	0-0	T ot
10.19	Appalachian State	A	5-0	W
10.21	Western Kentucky\$	N	4-1	W
10.22	Alabama A&M \$	N	1-1	T ot

10.28	Duke (5)#	A	1-0	W ot
10.30	Davidson	A	6-1	W
11.3	Duke (13)*	N	1-2	L
11.12	North Carolina (14)‡	H	0-2	L

ACC Matches

\$ Florida Invitational Cup (Deland, Fla.)

* ACC Tournament (Clemson, S.C.)

‡ NCAA Tournament

1989

Overall: 15-4-2
 ACC: 4-1-1 (2nd)
 Home: 10-3-1; Away: 4-1-1; Neutral: 2-0-0
 Head Coach: Walt Chyzowych
 ACC Tournament Champions
 NCAA Tournament Participants

9.1	Texas Christian\$	H	3-0	W
9.3	Hartwick\$	H	2-3	L
9.7	Campbell	A	4-0	W
9.10	UMBC	H	5-0	W
9.13	North Carolina (17)#	H	1-1	T ot
9.17	Clemson (11)#	A	2-0	W
9.20	UNC Greensboro	H	0-1	L
9.24	Virginia (1)#	A	0-1	L
9.27	Charlotte	H	5-2	W
10.4	Catawba	H	4-1	W
10.8	Maryland#	A	1-0	W ot
10.11	Furman	H	2-1	W ot
10.15	NC State#	H	3-0	W
10.18	Coll. of Charleston%	A	ppd.	
10.22	South Carolina (4)	A	3-1	W
10.25	Appalachian State	H	3-0	W
10.29	Duke (11)#	H	1-0	W
11.2	Clemson (18)*	N	3-2	W
11.3	Maryland*	N	1-0	W
11.5	Duke (14)*	A	2-2, pk	T ot
11.12	ODU (16)‡	H	2-1	W
11.19	South Carolina (4)‡	H	1-5	L

ACC Matches

\$ Wake Forest Classic (Winston-Salem, N.C.)

% matches were cancelled due to Hurricane Hugo

* ACC Tournament (Durham, N.C.)

pk WFU won title on penalty kicks

‡ NCAA Tournament



Todd Renner was named second team All-American by NSCAA, helping the Deacons reach the 1988 NCAA Tournament -- the program's first such berth.

WAKE FOREST SOCCER



History and Records

YEAR-BY-YEAR RESULTS



Wake defeated Clemson, Maryland and Duke on its way to the ACC title in 1989.

1990

Overall: 10-7-4
 ACC: 1-4-1 (7th)
 Home: 7-4-2; Away: 2-3-1; Neutral: 1-0-1
 Head Coach: Walt Chyzowych
 NCAA Tournament Participants

8.31	Stetson§	H	1-0	W
9.2	St. Mary's (CA)§	H	1-1	T ot
9.5	Appalachian State	H	2-1	W
9.9	Cincinnati	H	2-1	W
9.12	North Carolina#	A	2-4	L ot
9.16	Clemson (16)#	H	1-3	L
9.19	Campbell	H	4-0	W
9.23	Virginia (11)#	H	0-1	L
9.27	Radford	H	2-0	W
9.30	South Carolina	H	0-0	T ot
10.3	Catawba	H	1-0	W ot
10.7	Maryland#	H	1-2	L
10.10	Furman	A	0-4	L
10.14	NC State (7)#	A	2-1	W
10.19	S.D. State (17)%	N	3-2	W ot
10.21	UCLA (3)%	A	0-2	L ot
10.24	Davidson	H	2-0	W ot
10.28	Duke (11)#	A	0-0	T ot
11.1	Duke (12)*	A	2-1	W ot
11.2	Virginia (8)*	N	0-0, pk	T ot
11.10	North Carolina (11)‡	H	1-2	L

ACC Matches

§ Wake Forest Classic (Winston-Salem, N.C.)

% UCLA Met Life Classic (Los Angeles, Calif.)

* ACC Tournament (Durham, N.C.)

pk UVA advanced on penalty kicks

‡ NCAA Tournament (Winston-Salem, N.C.)

1991

Overall: 13-5-3
 ACC: 3-2-1 (3rd)
 Home: 6-3-1; Away: 5-1-1; Neutral: 2-1-1

Head Coach: Walt Chyzowych
 NCAA Tournament Participants

8.30	Jacksonville§	H	1-0	W
9.1	Connecticut§	H	5-1	W
9.7	Appalachian State	H	2-0	W
9.11	Coll. of Charleston	H	2-2	T ot
9.15	Clemson (11)	A	3-1	W
9.18	The Citadel	H	5-0	W
9.23	Virginia (1)	A	2-0	W
9.27	Wm & Mary%	N	3-0	W
9.29	ODU (19)%	A	1-0	W
10.6	Maryland	A	0-0	T ot
10.9	Campbell	A	4-1	W
10.13	NC State (10)	H	0-2	L ot
10.16	Furman (12)	H	2-1	W
10.20	South Carolina (11)	A	1-0	W
10.27	North Carolina (20)	H	0-2	L
10.30	Duke	H	4-1	W
11.3	Davidson	A	0-1	L
11.7	Duke*	N	2-0	W
11.8	NC State (6)*	N	1-1, pk	T ot
11.10	Virginia (1)*	N	1-3	L
11.17	Furman (13)‡	H	0-1	L

ACC Matches

§ Wake Forest Classic (Winston-Salem, N.C.)

% ODU-Met Life Tournament (Norfolk, Va.)

* ACC Tournament (Chapel Hill, N.C.)

pk WFU advanced on penalty kicks

‡ NCAA Tournament

1992

Overall: 9-6-2
 ACC: 2-3-0 (5th)
 Home: 6-3-0; Away: 3-3-2
 Head Coach: Walt Chyzowych

9.5	Davidson	H	4-2	W
9.7	James Madison (24)	H	0-4	L
9.11	Air Force§	H	1-0	W
9.12	Stanford§	H	1-3	L
9.16	Appalachian State	H	5-1	W
9.20	Virginia (1)#	H	2-3	L ot
9.23	South Alabama	H	2-1	W
9.27	Connecticut	A	1-1	T ot
9.30	South Carolina (4)	H	1-0	W
10.7	Duke (3)#	A	3-0	W
10.11	NC State (15)#	A	1-2	L ot
11.18	Clemson (10)#	H	1-0	W
10.21	Furman (19)	A	2-0	W
10.25	North Carolina#	A	0-2	L
10.30	Coll. of Charleston	A	0-3	L
11.1	The Citadel	A	2-0	W
11.5	North Carolina*	A	3-3, pk	T ot

ACC Matches

§ Wake Forest Classic (Winston-Salem, N.C.)

* ACC Tournament (Chapel Hill, N.C.)

pk UNC advanced on penalty kicks

1993

Overall: 7-8-3
 ACC: 1-4-1 (6th)
 Home: 5-4-2; Away: 1-3-1; Neutral: 1-1-0
 Head Coach: Walt Chyzowych

9.4	Syracuse§	H	4-0	W
9.6	James Madison (10)§	H	1-1	T ot
9.9	Queens College	H	2-1	W ot
9.16	Appalachian State	H	2-1	W
9.19	Virginia (1)#	A	0-1	L
9.24	Cal%	N	2-1	W
9.26	Davidson%	A	0-1	L

9.30	East Carolina	H	2-1	W
10.3	Maryland#	A	2-1	W
10.6	Duke (9)#	H	0-1	L
10.10	NC State#	H	0-1	L
10.13	The Citadel	H	7-0	W
10.17	Furman	H	1-3	L
10.20	North Carolina (12)#	H	2-2	T ot
10.24	Clemson (3)#	A	0-2	L
10.28	South Carolina (13)	A	0-0	T ot
10.31	Robert Morris	H	0-1	L
11.4	Virginia (3)*	N	0-4	L

ACC Matches

§ Wake Forest Classic (Winston-Salem, N.C.)

% Verbatim/Charlie's Invitational (Davidson, N.C.)



John Duguid scored a hat trick as Wake Forest hammered UConn, 5-1, on Sept. 1, 1991. The Deacs opened the season on an 11-game unbeaten streak.

* ACC Tournament (Chapel Hill, N.C.)

1994

Overall: 10-8-1
 ACC: 1-5-0 (7th)
 Home: 7-3-0; Away: 1-4-1; Neutral: 2-1-0
 Head Coach: Jay Vidovich

9.3	Manhattan§	H	8-0	W
9.5	South Alabama§	H	2-1	W
9.8	Lenoir-Rhyne	H	2-0	W
9.11	Appalachian State	H	7-2	W
9.14	The Citadel	A	5-0	W
9.18	Virginia (1)#	H	2-3	L
9.23	Florida Int'l	A	1-4	L
9.25	South Florida	N	3-2	W
9.28	Notre Dame%	N	1-0	W
10.2	Maryland#	H	0-1	L
10.5	Duke#	A	0-3	L
10.9	NC State#	A	0-1	L
10.12	Davidson	H	3-1	W
10.19	Furman	A	2-2	T ot
10.23	VCU	H	3-2	W
10.26	South Carolina (3)	H	0-1	L
10.30	North Carolina#	A	1-2	L
11.6	Clemson#	H	3-1	W

WAKE FOREST SOCCER



History and Records

YEAR-BY-YEAR RESULTS

11.10 Virginia (4)* N 0-2 L
 # ACC Matches
 § Wake Forest Classic (Winston-Salem, N.C.)
 % College Soccer Game of the Week
 * ACC Tournament (Clemson, S.C.)

1995

Overall: 11-8-1
 ACC: 2-4-0 (5th)
 Home: 8-2-1; Away: 3-5-0; Neutral: 0-1-0
 Head Coach: Jay Vidovich


9.2	Coll. of Charleston§	H	3-1	W
9.4	Stanford§	H	0-1	L
9.9	Wisconsin (7)%	N	0-1	L
9.10	UW-Milwaukee%	A	1-0	W
9.13	Lenoir Rhyne	H	5-0	W
9.17	Virginia (1)#	A	1-4	L
9.20	South Carolina (4)	A	2-1	W
9.23	Wofford	H	6-0	W
9.26	Appalachian State	H	5-3	W
10.1	Maryland (2)#	A	3-4	L ot
10.4	Belmont Abbey	H	3-2	W
10.8	NC State#	H	2-1	W
10.11	Old Dominion	A	1-0	W
10.15	Furman	H	0-0	T ot
10.18	Liberty	H	1-0	W
10.21	Davidson	A	1-3	L
10.25	Duke (5)#	H	0-5	L
10.29	North Carolina#	H	2-1	W
11.4	Clemson (7)#	A	0-1	L
11.9	Duke (11)*	A	1-3	L

ACC Matches
 § adidas-Wake Forest Classic (Winston-Salem, N.C.)
 % UWM Invitational (Milwaukee, Wisc.)
 * ACC Tournament (Durham, N.C.)

1996

Overall: 12-7-1
 ACC: 3-3-0 (3rd)
 Home: 9-2-0; Away: 2-4-0; Neutral: 1-1-1
 Head Coach: Jay Vidovich

8.30	Davidson	H	3-0	W
9.6	South Florida§	H	2-4	L



Mike McGinty made 105 saves for the Demon Deacons in 1994 - the most in a single season by a Wake Forest goalkeeper since 1983.



Jay Vidovich has led Wake Forest to unprecedented success since taking over the program prior to the 1994 season. The Deacs have captured two ACC regular season titles and twice have been a top seed in the NCAA Tournament.

9.8	Ala.-Birmingham§	H	2-1	W
9.13	Santa Clara (5)%	N	0-0	T ot
9.15	San Francisco%	A	2-0	W
9.22	Virginia (3)#	H	0-2	L
9.24	Belmont Abbey	H	2-0	W
9.28	James Madison (8)	A	0-1	L
10.2	Wofford	H	7-0	W
10.6	Maryland (15)#	H	1-0	W
10.13	NC State#	A	1-0	W
10.16	Appalachian State	H	6-1	W
10.20	Old Dominion	H	3-0	W
10.23	Duke (9)#	A	0-1	L
10.27	Furman (10)	A	0-1	L
10.30	South Carolina	H	2-1	W
11.3	North Carolina#	A	0-1	L
11.9	Clemson (14)#	H	2-1	W
11.14	North Carolina*	N	1-0	W ot
11.15	Maryland (23)*	N	1-5	L

ACC Matches
 § Wake Forest Classic (Winston-Salem, N.C.)
 % USF Classic (San Francisco, Calif.)
 * ACC Tournament (Charlottesville, Va.)

1997

Overall: 10-10-0
 ACC: 2-4-0 (6th)
 Home: 7-5-0; Away: 2-4-0; Neutral: 1-1-0
 Head Coach: Jay Vidovich

8.30	Charlotte (13)	A	1-0	W
9.2	UNC Asheville	H	1-0	W
9.5	Radford	H	2-0	W
9.7	Virginia Tech	A	0-2	L
9.12	Washington (7)§	H	0-1	L ot
9.14	New Hampshire§	H	3-2	W ot
9.21	Virginia (8)#	A	1-3	L
9.26	James Madison (7)	H	2-0	W
9.30	Appalachian State	H	9-0	W
10.4	Furman	H	0-2	L
10.11	NC State (4)#	H	4-0	W
10.15	Duke (5)#	H	0-1	L
10.19	Davidson	H	0-1	L
10.21	Belmont Abbey	H	5-0	W

10.25	Maryland (8)#	A	1-2	L
10.29	South Carolina (8)	A	4-5	L
11.2	North Carolina#	H	1-2	L ot
11.9	Clemson (11)#	A	2-1	W ot
11.13	NC State*	N	8-0	W
11.14	Virginia (8)*	N	1-2	L

ACC Matches
 § Nike-Wake Forest Classic (Winston-Salem, N.C.)
 * ACC Tournament (Orlando, Fla.)

1998

Overall: 11-7-1
 ACC: 1-4-1 (6th)
 Home: 7-4-1; Away: 4-2-0; Neutral: 0-1-0
 Head Coach: Jay Vidovich

9.1	Virginia Tech	H	1-0	W
9.4	San Francisco§	H	2-1	W
9.6	St. Bonaventure§	H	5-0	W
9.11	Charlotte (24)	H	1-2	L ot
9.15	Radford	A	3-1	W
9.19	Virginia (4)#	H	2-2	T ot
9.25	Portland%	N	0-3	L
9.27	Washington (1)%	A	2-1	W
10.2	Davidson	A	4-1	W
10.6	UNC Asheville	H	6-1	W
10.11	NC State#	A	5-0	W
10.14	Duke (3)#	A	1-3	L
10.17	High Point	H	3-0	W
10.20	Charleston Southern	H	6-2	W
10.24	Maryland#	H	1-2	L
10.27	South Carolina (4)	H	2-1	W
11.1	North Carolina#	A	1-2	L
11.8	Clemson (1)#	H	0-1	L
11.12	Duke (4)*	H	0-1	L

ACC Matches
 § Nike-Wake Forest Classic (Winston-Salem, N.C.)
 % Nike-Husky Classic (Seattle, Wash.)
 * ACC Tournament (Winston-Salem, N.C.)

1999

Overall: 13-3-5
 ACC: 2-1-3 (3rd)
 Home: 10-2-3; Away: 3-1-2
 Head Coach: Jay Vidovich
 NCAA Tournament Participants

9.1	Coastal Carolina	H	6-1	W
-----	------------------	---	-----	---



Ihor Dotsenko earned ACC All-Tournament honors for his record-setting hat trick performance in the 8-0 pasting of NC State in the first round. Dotsenko led the Deacs in scoring for the season with eight goals and four assists for 20 points.

WAKE FOREST SOCCER



History and Records

YEAR-BY-YEAR RESULTS



Jamal Seale helped spark the Demon Deacons, 2-1, victory over top-ranked Washington on Sept. 27, 1998. It was the program's second ever victory over the nation's #1 team and first since 1991.



The 1999 Wake Forest team not only qualified for the NCAA Tournament for the first time since 1991, but also climbed as high as third in the NSCAA national rankings – the highest to that point in school history. The Demon Deacons went the first 16 games (11-0-5) without a loss.

9.5	Coll. of Charleston	A	2-1	W	
9.8	Liberty	H	2-1	W	
9.11	South Carolina	A	3-3	T	ot
9.15	Davidson	H	5-0	W	
9.19	Virginia#	A	1-1	T	ot
9.24	Richmond§	H	1-1	T	ot
9.26	Vanderbilt§	H	3-0	W	
10.2	UNC Greensboro	A	1-0	W	
10.5	Radford	H	5-2	W	
10.9	NC State#	H	4-0	W	
10.13	Duke#	H	1-1	T	ot
10.16	High Point	H	3-1	W	
10.23	Maryland#	A	2-1	W	ot
10.26	Charleston Southern	H	5-1	W	
10.30	North Carolina#	H	1-1	T	ot
11.7	Clemson#	A	1-4	L	
11.11	NC State*	H	2-1	W	
11.12	Virginia*	H	1-2	L	
11.21	VCU‡	H	2-1	W	
11.28	Furman‡	H	0-4	L	

ACC Matches

§ Nike-Wake Forest Classic (Winston-Salem, N.C.)

* ACC Tournament (Winston-Salem, N.C.)

‡ NCAA Tournament

2000

Overall: 10-7-2

ACC: 2-4-0 (5th)

Home: 4-3-2; Away: 6-3-0; Neutral: 0-1-0

Head Coach: Jay Vidovich

9.1	Connecticut§	A	2-1	W	ot
9.2	St. John's§	N	2-3	L	ot
9.8	UNC Greensboro	H	2-1	W	
9.12	Liberty	A	2-4	L	
9.16	Virginia#	H	0-2	L	
9.20	UNC Wilmington	A	4-0	W	
9.23	South Carolina	H	2-2	T	ot
9.27	Davidson	A	2-0	W	
10.1	Maryland#	H	4-3	W	ot
10.8	NC State#	A	2-1	W	
10.10	UNC Asheville	H	7-0	W	
10.15	Charlotte	A	3-2	W	ot

10.18	George Mason	H	1-0	W	
10.21	Clemson#	H	1-2	L	
10.25	High Point	A	3-0	W	
10.28	North Carolina#	A	1-4	L	
11.4	Duke#	A	1-2	L	
11.9	Clemson*	H	3-3, pk	T	ot
11.10	North Carolina*	H	0-1	L	

ACC Matches

§ Nike/UCConn Classic (Storrs, Conn.)

* ACC Tournament (Winston-Salem, N.C.)

pk Wake Forest advanced on penalty kicks

2001

Overall: 13-6-2

ACC: 3-2-1 (4th)

Home: 10-2-0; Away: 2-3-1; Neutral: 1-1-1

Head Coach: Jay Vidovich

NCAA Tournament Participants

8.31	James Madison§	N	W	2-0	
9.1	George Mason (16)§	A	W	3-1	
9.8	Dartmouth	H	L	0-1	
9.17	Virginia (2)#	A	L	0-1	
9.19	Richmond	H	W	3-0	
9.23	South Carolina (17)	A	L	1-2	
9.25	Gardner-Webb	H	W	2-0	
9.30	Maryland#	A	T	2-2	ot
10.3	UNC Greensboro	A	W	1-0	ot
10.7	NC State#	H	W	3-1	
10.10	Charlotte	H	W	8-1	
10.13	Old Dominion	H	W	3-0	
10.17	Davidson	H	W	2-1	
10.23	High Point	H	W	5-0	
10.27	North Carolina (5)#	H	W	4-2	
11.3	Duke#	H	W	2-0	
11.6	Charleston Southern	H	W	6-0	
10.10	Clemson (10)#	A	L	0-1	
10.15	Duke*	N	T	1-1, pk	ot
10.16	Virginia* (2)	N	L	0-1	ot
10.25	American‡	H	L	0-3	

ACC Matches

§ GMU/Kappa Classic (Fairfax, Va.)

* ACC Tournament (Clemson, S.C.)

‡ NCAA Tournament

pk Wake Forest advanced on penalty kicks

2002

Overall: 15-2-4

ACC: 4-0-2 (1st)

Home: 8-1-1; Away: 5-0-2; Neutral: 1-1-1

Head Coach: Jay Vidovich
NCAA Tournament Participants

8.30	Saint Louis (11)§	N	T	1-1	ot
9.1	Akron§	N	W	2-1	
9.8	Old Dominion	A	W	2-1	
9.14	Virginia (6)#	H	W	2-1	
9.18	Richmond	A	W	2-0	
9.21	St. John's (2)	A	T	1-1	ot
9.25	UNC Greensboro	H	W	3-0	
9.28	Maryland#	H	W	3-0	
10.2	William & Mary	H	W	2-0	
10.5	NC State#	A	W	2-0	
10.11	South Carolina (11)	H	W	1-0	
10.19	Clemson (4)#	H	T	2-2	
10.23	Elon	H	W	3-1	
10.26	North Carolina#	A	T	2-2	ot
10.29	Gardner-Webb	H	W	10-0	
11.1	Duke#	A	W	2-0	
11.5	Davidson	A	W	4-0	
11.9	Georgia Southern	H	W	8-0	
11.15	Virginia*	N	L	0-1	
11.27	Old Dominion‡	H	W	1-0	
11.30	Clemson (13)‡	H	L	1-2	ot

ACC Matches

§ UNC Classic (Chapel Hill, N.C.)

* ACC Tournament (Cary, N.C.)

‡ NCAA Tournament

2003

Overall: 15-5-0

ACC: 4-2-0 (2nd)

Home: 10-1-0; Away: 4-3-0; Neutral: 1-1-0

Head Coach: Jay Vidovich

NCAA Tournament Participants

8.29	Connecticut (10)§	H	W	2-0	
8.30	St. John's (5)§	H	W	3-1	
9.5	Virginia Tech	A	W	1-0	
9.13	Virginia#	A	L	1-2	
9.16	George Mason	H	W	2-1	
9.21	Old Dominion (6)	A	L	0-2	
9.27	Maryland (1)#	A	L	0-1	
10.4	NC State#	H	W	2-0	
10.7	High Point	H	W	5-1	
10.12	South Carolina (25)	A	W	4-0	
10.15	Long Island	H	W	2-1	
10.19	Clemson#	A	W	3-2	
10.22	Gardner-Webb	H	W	6-1	
10.25	North Carolina (3)#	H	W	4-0	

WAKE FOREST SOCCER



History and Records

YEAR-BY-YEAR RESULTS



2007 Graduate Steve Curfman was selected by Real Salt Lake in the 2007 MLS SuperDraft.

10.31	Duke#	H	W	4-0
11.4	Davidson	H	W	1-0
11.8	UNC Greensboro	A	W	2-0
11.12	Duke*	N	W	3-1
11.14	Virginia*	N	L	0-1
11.26	Virginia‡	H	L	0-2

ACC Matches

§ WFU/adidas Soccer Classic (Winston-Salem, N.C.)

* ACC Tournament (Cary, N.C.)

‡ NCAA Tournament

2004

Overall: 14-5-2

ACC: 5-2-0 (1st)

Home: 5-3-1; Away: 6-1-0; Neutral: 3-1-1

Head Coach: Jay Vidovich

NCAA Tournament Participants

9.3	Ohio State§	A	W	2-0
9.5	Penn State§	N	T	2-2 ot
9.10	VCU%	N	W	1-0 ot
9.12	Florida International%	N	W	3-2 ot
9.17	Virginia (20)#	H	L	1-2
9.21	UNC Greensboro (15)	H	L	1-2
9.24	South Carolina	H	L	0-1

10.2	Maryland (11)#	H	W	4-2
10.10	NC State#	A	W	1-0 ot
10.12	Coastal Carolina	A	W	2-1
10.15	Loyola Marymount	H	W	3-1
10.19	Elon	H	W	2-0
10.22	Clemson#	H	W	2-0
10.26	Virginia Tech	A	W	2-0
10.31	North Carolina#	A	W	2-0
11.2	Davidson	A	W	2-1
11.5	Duke (19)#	A	L	2-3
11.10	Virginia Tech*	N	W	1-0 ot
11.12	Virginia (11)*	N	L	1-2
11.23	Central Florida‡	H	W	5-0
11.27	VCU‡	H	T	2-2, pk ot

ACC Matches

§ Ohio State Classic (Columbus, Ohio)

% UNC Classic (Chapel Hill, N.C.)

* ACC Tournament (Cary, N.C.)

‡ NCAA Tournament

pk VCU advanced on penalty kicks

2005

Overall: 13-8-2

ACC: 1-5-2 (8th)

Home: 7-2-1; Away: 2-5-1; Neutral: 4-1-0

Head Coach: Jay Vidovich

NCAA Tournament Participants

9.2	Indiana§	A	L	0-1
9.4	Notre Dame§	N	W	1-0 ot
9.9	South Carolina%	N	W	3-0
9.11	Rutgers%	N	W	5-1
9.18	Duke#	A	L	2-3 ot
9.20	St. Joseph's	H	W	5-0
9.23	Virginia Tech#	H	W	2-1
9.27	Florida Atlantic	H	W	1-0
9.30	Maryland#	A	L	1-3
10.4	Davidson	H	W	2-1
10.7	Alabama A&M	H	W	4-0
10.12	Clemson#	H	T	0-0 ot
10.16	Boston College#	A	T	1-1 ot
10.19	Appalachian State	H	W	3-1
10.22	North Carolina#	H	L	0-1 ot
10.26	UNC Greensboro	A	W	1-0
10.30	NC State#	A	L	1-2
11.4	Virginia#	H	L	1-2 ot
11.8	Boston College*	N	W	4-0
11.9	Maryland*	N	L	1-2

11.18	South Carolina‡	H	W	2-0
11.22	Old Dominion‡	A	W	2-1
11.26	California‡	A	L	2-3 ot

ACC Matches

§ adidas/IU Credit Union Classic (Bloomington, IN)

% Nike/Carolina Classic (Chapel Hill, NC)

* 2005 ACC Tournament (Cary, N.C.)

‡ 2005 NCAA Tournament

2006

Overall: 18-3-4

ACC: 5-2-1

Home: 9-2-1

Away: 7-0-0

Head Coach: Jay Vidovich

NCAA Tournament Participants

8.25	Central Florida§	H	W	5-0
8.27	William & Mary§	H	W	1-0
9.1	Penn State*	N	W	2-0
9.3	Ohio State*	N	W	3-2 ot
9.8	Duke^	H	L	3-4
9.13	Elon	A	W	2-0
9.15	Virginia Tech^	A	W	4-2
9.20	Davidson	A	W	1-0
9.23	Maryland^	H	L	1-2
9.26	Appalachian State	H	W	2-1
10.3	Clemson^	A	W	2-0
10.6	Boston College^	H	T	2-2
10.10	Connecticut	A	W	1-0 ot
10.13	North Carolina^	A	W	1-0
10.18	UNCG	H	W	3-0
10.21	NC State^	H	W	1-0
10.27	Virginia^	A	W	2-1
11.1	North Carolina%	N	T	0-0
11.3	Virginia%	N	T	1-1
11.5	Duke%	N	L	1-0
11.15	Hofstra#	H	W	5-1
11.19	Towson#	H	W	2-1
11.24	Santa Clara#	H	W	3-1
12.2	UC Santa Barbara#	N	T	0-0


§ Wake Forest Tournament (Winston-Salem, N.C.)

* Carolina Nike Classic (Chapel Hill, N.C.)

^ Conference Matches

% ACC Tournament (Germantown, Md.)

NCAA Tournament



2006 Demon Deacons