

# 2018 WAKE FOREST FOOTBALL MEDIA GUIDE

Table of Contents ..... 1  
 Media Information ..... 2  
 Credits ..... 3  
 Quick Facts ..... 3  
 IMG College Radio Network ..... 3  
 Athletic Communications ..... 3  
 Alphabetical Roster ..... 4-5  
 Numerical Roster ..... 6-7  
 Roster Breakdown ..... 8

## 2018 DEMON DEACON PLAYERS

Player Bios ..... 9-29

## WAKE FOREST FOOTBALL STAFF

Dave Clawson ..... 30-32  
 Kevin Higgins ..... 33  
 Warren Ruggiero ..... 34  
 Jay Sawvel ..... 35  
 John Hunter ..... 36  
 Wayne Lineburg ..... 37  
 Nick Tabacca ..... 38  
 Dave Cohen ..... 39  
 Lyle Hemphill ..... 40  
 Brad Sherrod ..... 41  
 Ryan Crawford ..... 42  
 Support Staff ..... 43-47  
 Dr. Nathan O. Hatch ..... 48  
 Ron Wellman ..... 49  
 University Board of Trustees ..... 50  
 Compliance Information ..... 50  
 Facilities ..... 51

## 2017 SEASON IN REVIEW

Results ..... 52  
 Team Statistics ..... 52  
 Defensive Statistics ..... 52  
 Individual Statistics ..... 53  
 Team Game-By-Game ..... 54  
 Starting Lineups ..... 54  
 ACC Standings and Statistics ..... 55  
 Game Recaps ..... 56-62

## WAKE FOREST RECORD BOOK

All-Time Results ..... 63  
 Passing ..... 64  
 Rushing ..... 65  
 100-Yard Games ..... 66-67  
 Receiving ..... 68-69  
 Scoring ..... 69  
 Total Offense/All-Purpose ..... 70  
 Placekicking ..... 71

Punting ..... 72  
 Punt Returns ..... 72  
 Kick Returns ..... 72  
 Tackles ..... 73  
 Interceptions ..... 74  
 Long Plays ..... 75  
 Annual Leaders ..... 76-79  
 National Rankings ..... 79  
 Team Records ..... 80-83  
 Class Records ..... 84  
 Miscellaneous Records ..... 85  
 Bowl Game Records ..... 86  
 Opponent Records ..... 87  
 Attendance Records ..... 88  
 BB&T Field Records ..... 88-89  
 Year-By-Year Statistics ..... 90-91  
 ACC/NCAA Statistical Leaders ..... 92  
 Best ACC Performances ..... 93

## WAKE FOREST FOOTBALL HISTORY

Head Coaches ..... 94  
 Assistant Coaches ..... 95  
 ACC Players of the Year ..... 96  
 All-Americans ..... 97-99  
 All-ACC Selections ..... 100-101  
 Academic Honors ..... 102  
 Special Awards ..... 103  
 Deacons In The NFL Draft - By Year ..... 104  
 Deacons In The NFL Draft - By Round ..... 105  
 Deacons In The Pros ..... 106-107  
 All-Star Games ..... 108  
 Retired Numbers ..... 108  
 Letterwinners ..... 109-115  
 1946 Gator Bowl ..... 116  
 1949 Dixie Bowl ..... 116  
 1979 Tangerine Bowl ..... 117  
 1992 Independence Bowl ..... 117  
 1999 Aloha Bowl ..... 118  
 2002 Seattle Bowl ..... 118  
 2006 ACC Championship Game ..... 119  
 2007 FedEx Orange Bowl ..... 119  
 2007 Meineke Car Care Bowl ..... 120  
 2008 EagleBank Bowl ..... 120  
 2011 Music City Bowl ..... 121  
 2016 Military Bowl ..... 121  
 2017 Belk Bowl ..... 122  
 Series Records ..... 123  
 Series Results ..... 124-127  
 Records By Site ..... 128  
 Year-By-Year Results ..... 129-136  
 Future Schedules ..... 136

## PRONUNCIATION GUIDE

Marquis Alston ..... mar-KEESE  
 Alex Bachman ..... BOCK-man  
 Justin Bartee ..... bar-TEE  
 Carlos Basham ..... BASH-em  
 Essang Bassey ..... EE-sang BASS-ee  
 Elontae Bateman ..... ee-LON-tay  
 Christian Beal ..... BEEL  
 Kelijha Brown ..... keh-LYE-zhuh  
 Matthew Considine ..... CON-si-DINE  
 Dayton Diemel ..... DEEM-uhl  
 Jack Freudenthal ..... FROOD-en-thal  
 Malik Grate ..... GREAT  
 Justin Herron ..... her-RON  
 Waydale Jones ..... way-DELL  
 Sulaiman Kamara ..... SUE-lay-mon kuh-MAR-a  
 Dom Maggio ..... MAA-gee-oh  
 Je'Vionte' Nash ..... JAY-vee-on-tay  
 Trey Ndlovu ..... en-LOW-vu  
 Loic Nya ..... low-EEK NYE-a  
 Patrick Osterhage ..... OH-stir-hage  
 Allan Rappleyea ..... rap-LEE-yay  
 Traveon Redd ..... TRAY-vee-on  
 Jaquarii Roberson ..... juh-KWAR-ee  
 Jay Sawvel (Def. Coord) ..... SAW-vuhl  
 James Sriraman ..... shree-RAH-man  
 Justin Strnad ..... stir-NOD  
 Taleni Suhren ..... tuh-LENNY SUR-ren  
 Ja'cquez Williams ..... juh-KEZ  
 Peyton Woulard ..... WOOL-erd  
 Willie Yarbary ..... YAR-bare-ee

## ON THE COVERS:

Front: Willie Yarbary, Cameron Glenn, Ryan Anderson  
 Back: Chuck Wade, Jr., Phil Haynes



# MEDIA INFORMATION

## **PRESS CREDENTIALS**

Media credentials for all Wake Forest home games can be obtained by sending a written request on company letterhead (via email or fax) to Steve Shutt in the Athletic Communications Office.

All requests are screened to ensure a working pressbox with priority given to daily newspapers, radio/TV sports directors and other media who cover the Deacons and their opponents on a regular basis.

Guests are not permitted in any working media area. If you wish to bring a guest to any game, contact Steve Shutt regarding the availability of tickets.

## **MEDIA WILL CALL**

Credentials will be mailed for all requests received seven days in advance of the specified game. All other credentials should be picked up in the Athletic Communications office the day before the game, or at the Media Will Call window no earlier than three hours prior to kickoff. Media Will Call is located at Gate 1 of McCreary Tower at BB&T Field.

## **MCCREARY TOWER MEDIA ENTRANCE**

To access the Skeeter Francis Press Box in McCreary Tower, media members should use the South elevators, also known as the Black Lobby. The pressbox is located on the sixth floor.

Bags will be searched prior to entering the stadium. No outside food or drinks are allowed into BB&T Field. Also, no food or drink can be carried onto the elevators once inside McCreary Tower.

## **SIDELINE REGULATIONS**

In order to access the sidelines, photographers must have a photo credential and a photo vest. Vests are available on the sixth floor of McCreary Tower and must be returned following the game.

Tripods are allowed on the field but must be at least five yards away from the sideline or end line.

No photographers or media personnel are permitted within the team areas (midfield between the 25-yard lines) at any time. Please work from either side of the team area and move quickly behind the benches when changing ends of the field.

## **MEDIA SERVICES**

Pregame statistics, game notes and programs are provided to working media in the pressbox prior to kickoff. Quickie stats will be distributed in the press box after each quarter and in the Boyette Media Room in Bridger Field House after the game.

Final game packets will be available in the pressbox following interviews. Play-by-play, final individual and team stats, and coaches' quotes are included in the postgame packet.

Coach Dave Clawson will be available for comments and questions in the Boyette Media Room on the ground floor of Bridger Field House approximately 10 minutes following the conclusion of the game.

The Athletic Communications office will transcribe a portion of the postgame comments from Clawson and selected Demon Deacon players.

After Coach Clawson's 10-minute session, requested Wake Forest players will be made available in the Boyette Media Room. Requests for specific players should be submitted to the Wake Forest Athletic Communications

staff in the pressbox before or during the fourth quarter.

The Wake Forest locker room is closed to the media at all times. The visiting coach will be available in the Helms Conference Room on the third floor of Bridger Field House after the game. Visiting player availability will be announced in the press box.

## **TELEPHONES**

Anyone wishing to have a personal telephone line installed should contact AT&T (866-620-6000). If you wish to list the Athletic Communications Office as a local contact, please let us know and we will confirm the installation of your line. The street address for BB&T Field is:

BB&T Field  
499 Deacon Boulevard  
Winston-Salem, NC 27105

## **WIRELESS INTERNET SERVICE**

High-speed wireless internet access is provided free of charge in the Skeeter Francis Press Box. Instructions on connecting to the wireless network can be obtained from a Wake Forest Athletic Communications staff member.

## **PRESSBOX PHONE NUMBER**

The phone number for the BB&T Field pressbox is (336) 758-7523. The back-up number is (336) 896-9159.

## **DURING THE WEEK**

Head coach Dave Clawson and selected players will meet with print, radio and television media from 11:00 a.m. to 1:00 p.m. each Tuesday throughout the season (game weeks only).

The weekly luncheon/press conference will take place in the Rovere Room, located on the second floor of the Miller Center on campus. Selected Demon Deacon players, their academic schedules permitting, will be made available from 11:00 to 11:30 a.m., followed by lunch and then Coach Clawson's session from 12:15 to 1:00 p.m.

Media are encouraged to use these times for all needed player and coach interviews, if possible.

Please inform the Athletic Communications office of any specific player requests for the Tuesday session by 5:00 p.m. Sunday. Media requiring assistance in reaching Coach Clawson at other times should contact the Athletic Communications office. All other player interviews must be arranged through the Athletic Communications office at least 24 hours in advance. No player interviews will be conducted, either in person or by phone, after 3:00 p.m. on Thursday of game week.

As a convenience to out of town media and Deacon fans worldwide, WakeForestSports.com will archive audio and video from the weekly Tuesday press conference. The audio and video are both available, free of charge, on the All-Access portion of WakeForestSports.com.

## **ATLANTIC COAST SPORTS MEDIA ASSOCIATION**

All members of the media that routinely cover ACC football are invited to join the Atlantic Coast Sports Media Association (ACSMA). To join, contact Brian Morrison at the ACC office (336-851-6062).

The ACSMA All-ACC teams, Coach of the Year, Player of the Year and Rookie of the Year are selected in a vote by members of ACSMA. The teams and winners will be announced during the week immediately following the conclusion of the regular season. ACSMA also selects ACC football players of the week.

## **ACC MEDIA SERVICES**

**Weekly Satellite Feed:** ACC football video highlights and interviews will be available via satellite every Wednesday afternoon during the 2018 season at a time and feed to be determined. For more information, please contact Scott McBurney, Director of ACC Video Services (336-851-6062).

**TheACC.com:** The Atlantic Coast Conference web site contains links to each ACC school athletic department home page. TheACC.com is also the site for the instant replay of the league's head football coaches teleconference every Wednesday afternoon during the season.

**Coaches Teleconference:** The 14 ACC football coaches will be featured on a weekly teleconference each Wednesday from 10:30 a.m. to 12:50 p.m., beginning August 29, and concluding November 21. Each coach will have 10 minutes to make an opening statement and answer questions. There will be an instant replay of each teleconference on the ACC's internet site, theACC.com, each Wednesday afternoon.

## **2018 ACC COACHES TELECONFERENCE**

- 10:40 am Bronco Mendenhall, Virginia
- 10:50 am Dabo Swinney, Clemson
- 11:00 am Bobby Petrino, Louisville
- 11:10 am Dino Babers, Syracuse
- 11:20 am Larry Fedora, North Carolina
- 11:30 am Paul Johnson, Georgia Tech
- 11:40 am Willie Taggart, Florida State
- 11:50 am Justin Fuente, Virginia Tech
- 12:00 pm Dave Clawson, Wake Forest
- 12:10 pm Pat Narduzzi, Pitt
- 12:20 pm Steve Addazio, Boston College
- 12:30 pm David Cutcliffe, Duke
- 12:40 pm Dave Doeren, NC State
- 12:50 pm Mark Richt, Miami

*Contact the ACC media relations office (336-851-6062) to obtain the phone number*

## **WAKEFORESTSPOrts.COM**

Updated statistics, game notes and complete student-athlete biographies for Wake Forest football, as well as all other Demon Deacon varsity sports, are available on the Wake Forest Athletics homepage. Wake Forest fans can also access live radio broadcasts and live statistics at [www.WakeForestSports.com](http://www.WakeForestSports.com).

## **IN-GAME NOTES VIA TWITTER**

The Wake Forest Athletic Communications Office posts in-game notes via Twitter. Follow the real-time updates at [Twitter.com/WakeFB](https://twitter.com/WakeFB).

# QUICK FACTS & CREDITS

## UNIVERSITY QUICK FACTS

Location . . . . . Winston-Salem, NC 27109  
 Founded . . . . . 1834 in Wake Forest, NC  
 Enrollment . . . . . 5,102 undergraduate  
 Affiliation . . . . . NCAA Division I  
 . . . . . Football Bowl Subdivision (FBS)  
 Conference . . . . . Atlantic Coast  
 Colors . . . . . Old Gold & Black  
 President . . . . . Dr. Nathan O. Hatch  
 Faculty Athletic Representative . . . . . Dr. Peter Brubaker  
 Athletic Director . . . . . Ron Wellman  
 Athletic Department Phone . . . . . (336) 758-4620  
 Ticket Office Phone . . . . . (888) 758-DEAC

## STADIUM INFORMATION

Stadium . . . . . BB&T Field (31,500)  
 Surface . . . . . FieldTurf  
 Date Opened . . . . . Sept. 14, 1968 as Groves Stadium  
 McCreary Tower Addition . . . . . 2008  
 Record in Stadium . . . . . 127-155-4 (51st season)  
 Largest Crowd . . . . . 37,623 vs. UNC (Nov. 13, 2004)  
 Season Attendance Record . . . . . 223,769 (2011, 7 games)  
 Press Box Phone . . . . . (336) 758-7523

## PROGRAM HISTORY

First Year of Football . . . . . 1888  
 Season of Football in 2018 . . . . . 117th  
 Bowl Appearances . . . . . 12 (8-4)  
 Last Bowl Game . . . . . 2017 Belk Bowl  
 All-Time Record . . . . . 450-654-33 (.410)  
 All-Time ACC Record . . . . . 139-313-5 (.310)



## WAKE FOREST IMG SPORTS NETWORK

General Manager . . . . . Jeff Salisbury  
 Email . . . . . Jeff.Salisbury@img.com  
 Play-By-Play Announcer . . . . . Stan Cotten  
 Email . . . . . Stan.Cotten@img.com  
 Analyst . . . . . Lary Sorensen  
 Sidelines . . . . . Dave Goren  
 Engineer . . . . . Tim Sparks  
 Spotter . . . . . Josh Nixon  
 Studio Host . . . . . Phil Brame  
 Partner Services Coordinator . . . . . Kelsey Gomes  
 Flagship Station . . . . . WBRF-FM 98.1 (Galax, VA; Triad)

## TEAM INFORMATION

2017 Overall Record . . . . . 8-5  
 Conference Record/Finish . . . . . 4-4 (3rd Atlantic)  
 Letterwinners Returning . . . . . 41  
 (19 offense, 20 defense, 2 specialists)  
 Letterwinners Lost . . . . . 21  
 (8 offense, 11 defense, 2 specialists)  
 Starters Returning/Lost . . . . . 16/9  
 Offense . . . . . 8/3  
 Defense . . . . . 6/5  
 Special Teams . . . . . 2/1

## COACHING STAFF

Head Coach . . . . . Dave Clawson  
 Alma Mater, Year . . . . . Williams, 1989  
 Record at Wake Forest/Years . . . . . 21-29 (5th year)  
 Career Record/Years . . . . . 111-109 (19th year)  
 Football Office Phone . . . . . (336) 758-5633  
 Best Time To Reach . . . . . Through Ath. Communications  
 Assistant Coaches  
 Assistant Head Coach/WR . . . . . Kevin Higgins  
 Offensive Coordinator/QB . . . . . Warren Ruggiero  
 Offensive Line . . . . . Nick Tabacca  
 Running Backs . . . . . John Hunter  
 Special Teams Coordinator/TE . . . . . Wayne Lineburg  
 Defensive Coordinator . . . . . Jay Sawvel  
 Rush Defense Coord/Defensive Line . . . . . Dave Cohen  
 Linebackers . . . . . Brad Sherrrod  
 Safeties . . . . . Lyle Hemphill  
 Cornerbacks . . . . . Ryan Crawford

## FOOTBALL SUPPORT STAFF

Assistant AD/Football Operations . . . . . Jordan Jarry  
 Associate Director of Football Operations . . . . . John Ford  
 Director of Recruiting . . . . . Greg Jones  
 Director, Football Sports Performance . . . . . Brandon Hourigan  
 Asst Director, Football Sports Performance . . . . . Chad Bari  
 Asst Director, Football Sports Performance . . . . . Jamel Cooper  
 Sports Performance Assistant . . . . . Nick Zinani  
 Sports Performance Volunteer . . . . . Brendan Nave  
 Athletic Trainer . . . . . Chris Hanks  
 Assistant Athletic Trainer . . . . . Ada Weiss  
 Equipment Manager . . . . . Brian Daniels  
 Assistant Equipment Manager . . . . . Will Matzke  
 Director, Football Video & Technology . . . . . Ben Cauthen  
 Video/Operations Assistant . . . . . Ben Baker  
 Administrative Assistant . . . . . Bonnie Rae  
 Graduate Assistant . . . . . Stephen Bravo-Brown  
 Graduate Assistant . . . . . Trevor Mendelson  
 Graduate Assistant . . . . . Nick Rallis  
 Graduate Assistant . . . . . Bryant Gross-Armiento  
 Defensive Analyst . . . . . Tom Gilmore  
 Defensive Analyst . . . . . Tom McEntire  
 Recruiting Assistant . . . . . Chris Coulter  
 Recruiting Assistant . . . . . Montel Hardy  
 Recruiting Assistant . . . . . Candra Howell  
 Special Teams Quality Control . . . . . Greg Cashman

## MEDIA GUIDE CREDITS

The 2018 Wake Forest football media guide is a publication of the Wake Forest Athletic Communications office. The guide was written by Steve Shutt and Dan Wallace, with layout by Steve Kirkland and Dan Wallace. Editorial assistance was provided by Bonnie Rae, Jay Garneau and Erin Meyer. The front and back covers were designed by Steve Kirkland and Wildfire.

## PHOTOGRAPHY

Chief photography provided by Brian Westerholt, Sports on Film. Additional photography by the Associated Press; Allen Aycocok; Ken Bennett, WFU photographer; Harry Caston; Gene Galin, Chatham Journal; Getty Images; Bob Hebert; Jeremy Hopkins; Military Bowl; Brian Persinger; Alan Petersime; Jim Rae, Photo Innovations; Christine Rucker; Paul Rutherford; Julie Shipman; Marcus Snowden; Corky Trewin; John Walsh; Joe Vogan; Danny Wild, Puget Sound Digital; Kate Turner Pope; Athletic Communications archives.

## WAKE FOREST ATHLETIC COMMUNICATIONS


### STEVE SHUTT

Associate AD/Ath. Comm.  
*Primary Football Contact*  
 O: (336) 758-5641  
 C: (336) 970-7512  
 E: shuttsj@wfu.edu



### DAN WALLACE

Assistant Director  
*Secondary Football Contact*  
 O: (336) 758-1880  
 C: (630) 450-2077  
 E: wallacdj@wfu.edu



### STEVE KIRKLAND

Director  
 O: (336) 758-6099  
 C: (434) 825-5241  
 E: skirkland@wfu.edu



### JAY GARNEAU

Associate Director  
 O: (336) 758-3229  
 C: (630) 290-2408  
 E: gameajp@wfu.edu



### ERIN MEYER

Assistant Director  
 O: (336) 758-4120  
 C: (636) 489-8367  
 E: meyerek@wfu.edu



### LINDA RIECK

Administrative Coordinator  
*Football Credentials*  
 O: (336) 758-5640  
 E: riecklc@wfu.edu



## WAKE FOREST ATHLETIC COMMUNICATIONS

519 Deacon Blvd.  
 Winston-Salem, NC, 27105

Main Office: (336) 758-5640  
 Office Fax: (336) 758-5140

WakeForestSports.com

@DemonDeacons

@WakeFB

# 2018 ALPHABETICAL ROSTER

<b>NO.</b>	<b>NAME</b>	<b>POS.</b>	<b>HT.</b>	<b>WT.</b>	<b>YR.</b>	<b>HOMETOWN/HIGH SCHOOL/PREVIOUS SCHOOL</b>
91	Mike Allen	DL	6-5	255	R-Fr.	Sugar Hill, GA/Lanier
25	Marquis Alston	DB	6-0	180	Fr.	Smyrna, GA/Harrison
70	Ryan Anderson	OL	6-6	305	R-Sr.	Raleigh, NC/The Hun School (NJ)
1	Alex Bachman	WR	6-0	190	Sr.	Westlake Village, CA/Oaks Christian
26	Justin Bartee	DB	5-10	205	R-Fr.	Vienna, VA/Oakton
18	Carlos Basham, Jr.	DL	6-5	265	R-So.	Roanoke, VA/Northside
21	Essang Bassey	DB	5-10	185	Jr.	Columbus, GA/Columbus
54	Elontae Bateman	DL	6-2	285	R-Jr.	Memphis, TN/Ridgeway
26	Christian Beal	RB	5-10	185	R-Fr.	Winston-Salem, NC/East Forsyth
20	Tyler Bell	RB	5-11	215	R-Jr.	Mobile, AL/Faith Academy
35	Willy Bemiss	WR	5-11	180	R-Fr.	Richmond, VA/St. Christopher's
73	Jake Benzinger	OL	6-7	295	R-Jr.	Williamston, MA/Mt Greylock
53	Dion Bergan	DL	6-1	275	Fr.	Kissimmee, FL/Osceola
40	Rondell Bothroyd	DL	6-4	270	Fr.	Willington, CT/E.O. Smith
13	Tayvon Bowers	QB	6-1	200	R-Fr.	Harrisburg, PA/Bishop McDevitt
97	Ben Brown	PK	6-2	175	R-Jr.	Chevy Chase, MD/Bullis
98	Kelijiha Brown	DL	6-3	260	Fr.	Saluda, SC/Saluda
32	Jeff Burley	LB	6-2	235	R-Fr.	Jackson, GA/Jackson
5	Arkeem Byrd	DB	6-1	190	R-So.	Savannah, GA/Jenkins
6	Chris Calhoun	DL	6-4	245	Sr.	Alpharetta, GA/Centennial
36	Cade Carney	RB	5-11	215	Jr.	Advance, NC/Davidson Day
23	Brandon Chapman	TE	6-5	250	R-So.	Grove City, OH/Grove City
56	Spencer Clapp	OL	6-6	280	R-Fr.	Gibsonville, NC/Eastern Guilford
88	Steve Claude	WR	6-2	195	R-Jr.	Miami, FL/Champagnat Catholic
22	Matt Colburn II	RB	5-10	200	Sr.	Irmo, SC/Dutch Fork
87	Thomas Cole	TE	6-5	245	R-So.	Wellsburg, WV/Brooke
18	Matthew Considine	QB	6-6	210	R-Fr.	St. Augustine, FL/St. Joseph
20	Coby Davis	DB	5-11	190	So.	Upper Marlboro, MD/Maret School
29	DeAndre' Delaney	RB	6-3	200	R-So.	Morristown, TN/Morristown West
10	Ken Dicks III	DB	6-0	200	Fr.	Cumming, GA/Lambert
52	Dayton Diemel	LS	5-10	225	Jr.	Hudson, WI/Hudson
83	Maguire DiLenge	WR	5-7	165	Fr.	Great Falls, VA/Gonzaga
3	Greg Dortch	WR	5-9	170	R-So.	Richmond, VA/Highland Springs
34	Will Drawdy	RB	6-0	190	R-Fr.	Easley, SC/Easley
81	Ian Driscoll	WR	5-10	175	R-Fr.	Garden City, NY/Holderness School
77	Mike Edwards	OL	6-6	325	Fr.	Hope Mills, NC/South View
11	Darren Ford	PK	6-2	210	Grad/	Howell, MI/Howell/Hope College
99	Augustus Fortune	LB	6-0	215	R-So.	Knoxville, TN/Knoxville Catholic
97	Royce Francis	DL	6-3	245	Fr.	Powder Springs, GA/Allatoona
86	Jack Freudenthal	TE	6-3	235	R-Jr.	Richmond, VA/Trinity Episcopal
57	Jake Galli	LB	6-0	200	Fr.	Washington, DC/Gonzaga
71	Nathan Gilliam	OL	6-5	290	R-Jr.	Knoxville, TN/Farragut
2	Cameron Glenn	DB	6-1	200	R-Sr.	Stone Mountain, GA/Stephenson
39	Keegan Good	DB	6-0	190	R-So.	Pinehurst, NC/Pinecrest
62	DeVonte Gordon	OL	6-5	285	Fr.	Washington, DC/The Maret School
13	Malik Grate	DB	6-0	170	R-So.	Pendleton, SC/Pendleton
37	Nasir Greer	DB	6-0	195	Fr.	Rex, GA/Stockbridge
27	Tyriq Hardimon	DB	6-0	195	R-Fr.	Marietta, GA/Lassiter
10	Sam Hartman	QB	6-1	185	Fr.	Cornelius, NC/Oceanside Collegiate (SC)
74	Phil Haynes	OL	6-4	310	R-Sr.	Raleigh, NC/Enloe
95	Connor Hebbeler	DL	6-2	250	R-Fr.	Franklin Lakes, NJ/Bergen Catholic
78	Orlando Heggs	OL	6-3	300	Fr.	Jacksonville, FL/The Bolles School
4	Amari Henderson	DB	6-1	185	R-Jr.	Charlotte, NC/Mallard Creek
75	Justin Herron	OL	6-5	290	R-Sr.	Silver Spring, MD/Bullis
2	Kendall Hinton	QB	6-0	195	R-Jr.	Durham, NC/Southern Durham
21	Isaiah Isaac	WR	5-10	175	Fr.	Buford, GA/Buford
41	JaCorey Johns	LB	6-4	225	Fr.	Cartersville, GA/Cartersville

# 2018 ALPHABETICAL ROSTER

NO.	NAME	POS.	HT.	WT.	YR.	HOMETOWN/HIGH SCHOOL/PREVIOUS SCHOOL
11	Davis Johnson	WR	5-11	180	R-So.	Alpharetta, GA/Milton
80	Waydale Jones	WR	6-4	195	R-Fr.	Beeville, TX/AC Jones
66	Goran Jovanovic	OL	6-4	275	R-Fr.	Ashburn, VA/Paul VI Catholic
55	Michael Jurgens	OL	6-4	280	Fr.	Gaithersburg, MD/Damascus
90	Sulaiman Kamara	DL	6-2	290	R-So.	Richmond, VA/Hermitage
28	Zion Keith	DB	6-1	185	Fr.	Florence, SC/Wilson
34	Demetrius Kemp	LB	6-1	220	R-Sr.	Demopolis, AL/Demopolis
98	Cameron Lischke	PK	6-0	180	Fr.	Kernersville, NC/East Forsyth
44	LaRonde' Liverpool	DL	6-3	260	R-So.	Virginia Beach, VA/Landstown
84	Jaren Lubrano	TE	6-1	200	R-Fr.	Pinehurst, NC/Pinecrest
8	Dom Maggio	P/PK	6-3	180	Jr.	Monkton, MD/The Boys' Latin School
79	Sean Maginn	OL	6-3	280	So.	Suwanee, GA/North Gwinnett
29	Anthony Manning	WR	5-10	175	Fr.	Orlando, FL/Lake Nona
12	Luke Masterson	DB	6-2	205	R-So.	Naples, FL/Gulf Coast
35	Nate Mays	LB	6-1	225	R-Jr.	Calhoun, GA/Dalton
28	Courtney McKinney	RB	6-1	205	Fr.	Biscoe, NC/East Montgomery
58	Chase Monroe	LB	6-2	225	R-Fr.	Huntersville NC/Davidson Day
88	Zach Murphy	PK/P	6-0	180	R-Fr.	Raleigh, NC/Ravenscroft
63	Je'Vionte' Nash	OL	6-3	300	R-So.	Orange Park, FL/Oak Leaf
27	Trey Ndlovu	RB	5-7	240	R-Jr.	Hummelstown, PA/Hershey
12	Jamie Newman	QB	6-4	240	R-So.	Graham, NC/Graham
49	Vincent Notzon	LB	6-1	200	Fr.	Alexandria, VA/Episcopal
59	Loic Nya	OL	6-3	290	R-Fr.	Silver Spring, MD/Springbrook
48	Eric Osteen	PK	6-1	190	Grad/	Augusta, GA/Richmond Academy/USMA
68	Patrick Osterhage	OL	6-4	280	R-Sr.	Centerville, OH/Centerville
89	Atorian (A.T.) Perry	WR	6-5	185	Fr.	Lake Worth, FL/Park Vista Community
76	Allan Rappleyea	OL	6-5	275	R-Fr.	Millbrook, NY/Milton Academy (MA)
42	Joey Ray	RB	5-9	190	Fr.	Pilot Mountain, NC/East Surry
17	Traveon Redd	DB	6-0	195	R-So.	Martinsville, VA/Magna Vista
50	Jack Rielly	ROV	5-10	195	R-Fr.	Pittsburgh, PA/Central Catholic
82	Jaquarii Roberson	WR	6-1	180	R-Fr.	Murfreesboro NC/Hertford County
93	Zeek Rodney	DL	6-1	305	R-Sr.	Rock Hill, SC/South Pointe
49	Alec Rowan	TE	6-3	215	Fr.	Indian Trail, NC/Metrolina Christian
96	Nick Sciba	PK	5-9	180	Fr.	Clover, SC/Clover
15	Jake Simpson	LB	6-0	215	So.	Buford, GA/Buford
45	Ryan Smenda, Jr.	LB	6-2	225	Fr.	Orange Park, FL/Fleming Island
25	James Sriraman	WR	6-3	195	R-Jr.	Raleigh, NC/Cardinal Gibbons
23	Justin Strnad	LB	6-3	230	R-Jr.	Palm Harbor, FL/East Lake
60	Taleni Suhren	OL	6-5	275	R-So.	Charlotte, NC/Ardrey Kell
14	Sage Surratt	WR	6-3	210	R-Fr.	Lincolnton NC/Lincolnton
96	Tyric Swennie	DT	6-0	245	Fr.	Durham, NC/Northern Durham
46	DJ Taylor	LB	6-1	230	So.	Belvidere, TN/Huntland
24	Ja'Sir Taylor	DB	5-10	190	So.	Asbury Park, NJ/Brick Township
65	Zach Tom	OL	6-4	270	R-Fr.	Prairieville LA/Catholic
61	Noah Turner	LS	6-0	240	Fr.	Burlington, NC/Western Alamance
67	Trey Turner	DL	6-3	270	Fr.	Peachtree City, GA/Woodward Academy
9	Chuck Wade, Jr.	DB	6-0	200	Sr.	Jacksonville, FL/Bishop Kenny
94	Manny Walker	DL	6-4	235	R-So.	Holly Hill, SC/Lake Marion
7	Scotty Washington	WR	6-5	220	R-Jr.	Washington, DC/St. John's
58	Tyler Watson	OL	6-5	290	R-So.	Roswell, GA/Milton
85	Blake Whiteheart	TE	6-4	240	Fr.	Winston-Salem, NC/Mt. Tabor
30	Ja'Cquez Williams	LB	6-2	210	R-So.	Hinesville, GA/Liberty County
72	Tyler Williams	DL	6-1	290	R-Fr.	West Palm Beach, FL/Oxbridge Academy
92	Adam Winter	DL	6-3	260	R-Fr.	St. Louis, MO/De Smet Jesuit
38	Peyton Woulard	DB	6-1	170	Fr.	Suwanee, GA/Collins Hill
48	Willie Yarbary	DL	6-2	285	R-Sr.	Augusta, GA/Richmond Academy

# 2018 NUMERICAL ROSTER

NO.	NAME	POS.	HT.	WT.	YR.	HOMETOWN/HIGH SCHOOL/PREVIOUS SCHOOL
1	Alex Bachman	WR	6-0	190	Sr.	Westlake Village, CA/Oaks Christian
2	Cameron Glenn	DB	6-1	200	R-Sr.	Stone Mountain, GA/Stephenson
2	Kendall Hinton	QB	6-0	195	R-Jr.	Durham, NC/Southern Durham
3	Greg Dortch	WR	5-9	170	R-So.	Richmond, VA/Highland Springs
4	Amari Henderson	DB	6-1	185	R-Jr.	Charlotte, NC/Mallard Creek
5	Arkeem Byrd	DB	6-1	190	R-So.	Savannah, GA/Jenkins
6	Chris Calhoun	DL	6-4	245	Sr.	Alpharetta, GA/Centennial
7	Scotty Washington	WR	6-5	220	R-Jr.	Washington, DC/St. John's
8	Dom Maggio	P/PK	6-3	180	Jr.	Monkton, MD/The Boys' Latin School
9	Chuck Wade, Jr.	DB	6-0	200	Sr.	Jacksonville, FL/Bishop Kenny
10	Ken Dicks III	DB	6-0	200	Fr.	Cumming, GA/Lambert
10	Sam Hartman	QB	6-1	185	Fr.	Cornelius, NC/Oceanside Collegiate (SC)
11	Darren Ford	PK	6-2	210	Grad/	Howell, MI/Howell/Hope College
11	Davis Johnson	WR	5-11	180	R-So.	Alpharetta, GA/Milton
12	Luke Masterson	DB	6-2	205	R-So.	Naples, FL/Gulf Coast
12	Jamie Newman	QB	6-4	240	R-So.	Graham, NC/Graham
13	Tayvon Bowers	QB	6-1	200	R-Fr.	Harrisburg, PA/Bishop McDevitt
13	Malik Grate	DB	6-0	170	R-So.	Pendleton, SC/Pendleton
14	Sage Surratt	WR	6-3	210	R-Fr.	Lincolnton NC/Lincolnton
15	Jake Simpson	LB	6-0	215	So.	Buford, GA/Buford
17	Traveon Redd	DB	6-0	195	R-So.	Martinsville, VA/Magna Vista
18	Carlos Basham, Jr.	DL	6-5	265	R-So.	Roanoke, VA/Northside
18	Matthew Considine	QB	6-6	210	R-Fr.	St. Augustine, FL/St. Joseph
20	Tyler Bell	RB	5-11	215	R-Jr.	Mobile, AL/Faith Academy
20	Coby Davis	DB	5-11	190	So.	Upper Marlboro, MD/Maret School
21	Essang Bassey	DB	5-10	185	Jr.	Columbus, GA/Columbus
21	Isaiah Isaac	WR	5-10	175	Fr.	Buford, GA/Buford
22	Matt Colburn II	RB	5-10	200	Sr.	Irmo, SC/Dutch Fork
23	Brandon Chapman	TE	6-5	250	R-So.	Grove City, OH/Grove City
23	Justin Strnad	LB	6-3	230	R-Jr.	Palm Harbor, FL/East Lake
24	Ja'Sir Taylor	DB	5-10	190	So.	Asbury Park, NJ/Brick Township
25	Marquis Alston	DB	6-0	180	Fr.	Smyrna, GA/Harrison
25	James Sriraman	WR	6-3	195	R-Jr.	Raleigh, NC/Cardinal Gibbons
26	Justin Bartee	DB	5-10	205	R-Fr.	Vienna, VA/Oakton
26	Christian Beal	RB	5-10	185	R-Fr.	Winston-Salem, NC/East Forsyth
27	Tyriq Hardimon	DB	6-0	195	R-Fr.	Marietta, GA/Lassiter
27	Trey Ndlovu	RB	5-7	240	R-Jr.	Hummelstown, PA/Hershey
28	Zion Keith	DB	6-1	185	Fr.	Florence, SC/Wilson
28	Courtney McKinney	RB	6-1	205	Fr.	Biscoe, NC/East Montgomery
29	DeAndre' Delaney	RB	6-3	200	R-So.	Morristown, TN/Morristown West
29	Anthony Manning	WR	5-10	175	Fr.	Orlando, FL/Lake Nona
30	Ja'Cquez Williams	LB	6-2	210	R-So.	Hinesville, GA/Liberty County
32	Jeff Burley	LB	6-2	235	R-Fr.	Jackson, GA/Jackson
34	Will Drawdy	RB	6-0	190	R-Fr.	Easley, SC/Easley
34	Demetrius Kemp	LB	6-1	220	R-Sr.	Demopolis, AL/Demopolis
35	Willy Bemiss	WR	5-11	180	R-Fr.	Richmond, VA/St. Christopher's
35	Nate Mays	LB	6-1	225	R-Jr.	Calhoun, GA/Dalton
36	Cade Carney	RB	5-11	215	Jr.	Advance, NC/Davidson Day
37	Nasir Greer	DB	6-0	195	Fr.	Rex, GA/Stockbridge
38	Peyton Woulard	DB	6-1	170	Fr.	Suwanee, GA/Collins Hill
39	Keegan Good	DB	6-0	190	R-So.	Pinehurst, NC/Pinecrest
40	Rondell Bothroyd	DL	6-4	270	Fr.	Willington, CT/E.O. Smith
41	JaCorey Johns	LB	6-4	225	Fr.	Cartersville, GA/Cartersville
42	Joey Ray	RB	5-9	190	Fr.	Pilot Mountain, NC/East Surry
44	LaRonde' Liverpool	DL	6-3	260	R-So.	Virginia Beach, VA/Landstown
45	Ryan Smenda, Jr.	LB	6-2	225	Fr.	Orange Park, FL/Fleming Island

# 2018 NUMERICAL ROSTER

NO.	NAME	POS.	HT.	WT.	YR.	HOMETOWN/HIGH SCHOOL/PREVIOUS SCHOOL
46	DJ Taylor	LB	6-1	230	So.	Belvidere, TN/Huntland
48	Eric Osteen	PK	6-1	190	Grad/	Augusta, GA/Richmond Academy/USMA
48	Willie Yarbary	DL	6-2	285	R-Sr.	Augusta, GA/Richmond Academy
49	Vincent Notzon	LB	6-1	200	Fr.	Alexandria, VA/Episcopal
49	Alec Rowan	TE	6-3	215	Fr.	Indian Trail, NC/Metrolina Christian
50	Jack Rielly	ROV	5-10	195	R-Fr.	Pittsburgh, PA/Central Catholic
52	Dayton Diemel	LS	5-10	225	Jr.	Hudson, WI/Hudson
53	Dion Bergan	DL	6-1	275	Fr.	Kissimmee, FL/Osceola
54	Elontae Bateman	DL	6-2	285	R-Jr.	Memphis, TN/Ridgeway
55	Michael Jurgens	OL	6-4	280	Fr.	Gaithersburg, MD/Damascus
56	Spencer Clapp	OL	6-6	280	R-Fr.	Gibsonville, NC/Eastern Guilford
57	Jake Galli	LB	6-0	200	Fr.	Washington, DC/Gonzaga
58	Chase Monroe	LB	6-2	225	R-Fr.	Huntersville NC/Davidson Day
58	Tyler Watson	OL	6-5	290	R-So.	Roswell, GA/Milton
59	Loic Nya	OL	6-3	290	R-Fr.	Silver Spring, MD/Springbrook
60	Talen Suhren	OL	6-5	275	R-So.	Charlotte, NC/Ardrey Kell
61	Noah Turner	LS	6-0	240	Fr.	Burlington, NC/Western Alamance
62	DeVonte Gordon	OL	6-5	285	Fr.	Washington, DC/The Maret School
63	Je'Vionte' Nash	OL	6-3	300	R-So.	Orange Park, FL/Oak Leaf
65	Zach Tom	OL	6-4	270	R-Fr.	Prairieville LA/Catholic
66	Goran Jovanovic	OL	6-4	275	R-Fr.	Ashburn, VA/Paul VI Catholic
67	Trey Turner	DL	6-3	270	Fr.	Peachtree City, GA/Woodward Academy
68	Patrick Osterhage	OL	6-4	280	R-Sr.	Centerville, OH/Centerville
70	Ryan Anderson	OL	6-6	305	R-Sr.	Raleigh, NC/The Hun School (NJ)
71	Nathan Gilliam	OL	6-5	290	R-Jr.	Knoxville, TN/Farragut
72	Tyler Williams	DL	6-1	290	R-Fr.	West Palm Beach, FL/Oxbridge Academy
73	Jake Benzinger	OL	6-7	295	R-Jr.	Williamston, MA/Mt Greylock
74	Phil Haynes	OL	6-4	310	R-Sr.	Raleigh, NC/Enloe
75	Justin Herron	OL	6-5	290	R-Sr.	Silver Spring, MD/Bullis
76	Allan Rappleyea	OL	6-5	275	R-Fr.	Millbrook, NY/Milton Academy (MA)
77	Mike Edwards	OL	6-6	325	Fr.	Hope Mills, NC/South View
78	Orlando Heggs	OL	6-3	300	Fr.	Jacksonville, FL/The Bolles School
79	Sean Maginn	OL	6-3	280	So.	Suwanee, GA/North Gwinnett
80	Waydale Jones	WR	6-4	195	R-Fr.	Beeville, TX/AC Jones
81	Ian Driscoll	WR	5-10	175	R-Fr.	Garden City, NY/Holderness School
82	Jaquarii Roberson	WR	6-1	180	R-Fr.	Murfreesboro NC/Hertford County
83	Maguire DiLenge	WR	5-7	165	Fr.	Great Falls, VA/Gonzaga
84	Jaren Lubrano	TE	6-1	200	R-Fr.	Pinehurst, NC/Pinecrest
85	Blake Whiteheart	TE	6-4	240	Fr.	Winston-Salem, NC/Mt. Tabor
86	Jack Freudenthal	TE	6-3	235	R-Jr.	Richmond, VA/Trinity Episcopal
87	Thomas Cole	TE	6-5	245	R-So.	Wellsburg, WV/Brooke
88	Steve Claude	WR	6-2	195	R-Jr.	Miami, FL/Champagnat Catholic
88	Zach Murphy	PK/P	6-0	180	R-Fr.	Raleigh, NC/Ravenscroft
89	Atorian (A.T.) Perry	WR	6-5	185	Fr.	Lake Worth, FL/Park Vista Community
90	Sulaiman Kamara	DL	6-2	290	R-So.	Richmond, VA/Hermitage
91	Mike Allen	DL	6-5	255	R-Fr.	Sugar Hill, GA/Lanier
92	Adam Winter	DL	6-3	260	R-Fr.	St. Louis, MO/De Smet Jesuit
93	Zeek Rodney	DL	6-1	305	R-Sr.	Rock Hill, SC/South Pointe
94	Manny Walker	DL	6-4	235	R-So.	Holly Hill, SC/Lake Marion
95	Connor Hebbeler	DL	6-2	250	R-Fr.	Franklin Lakes, NJ/Bergen Catholic
96	Nick Sciba	PK	5-9	180	Fr.	Clover, SC/Clover
96	Tyric Swennie	DT	6-0	245	Fr.	Durham, NC/Northern Durham
97	Ben Brown	PK	6-2	175	R-Jr.	Chevy Chase, MD/Bullis
97	Royce Francis	DL	6-3	245	Fr.	Powder Springs, GA/Allatoona
98	Kelijih Brown	DL	6-3	260	Fr.	Saluda, SC/Saluda
98	Cameron Lischke	PK	6-0	180	Fr.	Kernersville, NC/East Forsyth
99	Augustus Fortune	LB	6-0	215	R-So.	Knoxville, TN/Knoxville Catholic

# 2018 ROSTER BREAKDOWN

## Roster Breakdown

Lettermen Returning .....	41
Offense.....	19
Defense.....	20
Specialists.....	2
Lettermen Lost.....	21
Offense.....	8
Defense.....	11
Specialists.....	2
Starters Returning.....	17
Offense.....	8
Defense.....	6
Specialists.....	2
Starters Lost.....	9
Offense.....	3
Defense.....	5
Specialists.....	1

## Lettermen Returning (41)

OFFENSE (19)					
70	Ryan Anderson	OL	6-6	305	R-Sr.
1	Alex Bachman	WR	6-0	190	Sr.
20	Tyler Bell %	RB	5-11	210	R-Jr.
73	Jake Benzinger	OL	6-7	295	R-Jr.
36	Cade Carney	RB	5-11	215	Jr.
23	Brandon Chapman	TE	6-5	250	R-So.
88	Steve Claude	WR	6-2	195	R-Jr.
22	Matt Colburn II	RB	5-10	200	Sr.
89	Greg Dortch	WR	5-9	165	R-So.
86	Jack Freudenthal	TE	6-3	230	R-Jr.
71	Nathan Gilliam	OL	6-5	290	R-Jr.
74	Phil Haynes	OL	6-4	305	R-Sr.
75	Justin Herron	OL	6-5	290	R-Sr.
2	Kendall Hinton	QB	6-0	195	R-Jr.
63	Je'Vionte' Nash	OL	6-3	285	R-So.
68	Patrick Osterhage	OL	6-4	290	R-Sr.
60	Taleni Suhren	OL	6-5	290	R-So.
7	Scotty Washington	WR	6-5	225	R-Jr.
58	Tyler Watson	OL	6-5	290	R-So.

% Lettered in 2016, redshirted in 2017

## DEFENSE (20)

18	Carlos Basham, Jr.	DL	6-5	275	R-So.
21	Essang Bassey	DB	5-10	185	Jr.
54	Elontae Bateman	DL	6-2	290	R-Jr.
5	Arkeem Byrd #	DB	6-1	190	R-So.
51	Chris Calhoun	DL	6-4	250	Sr.
20	Coby Davis	DB	5-11	185	So.
2	Cameron Glenn	DB	6-1	200	R-Sr.
4	Amari Henderson	DB	6-1	185	R-Jr.
90	Sulaiman Kamara	DL	6-2	290	R-So.
34	Demetrius Kemp	LB	6-1	220	R-Sr.
12	Luke Masterson	DB	6-2	210	R-So.
35	Nate Mays	LB	6-1	225	R-Jr.
17	Traveon Redd %	DB	6-0	195	R-So.
93	Zeek Rodney	DL	6-1	305	R-Sr.
42	Jake Simpson	LB	6-0	210	So.
23	Justin Strnad	LB	6-3	230	R-Jr.
24	Ja'Sir Taylor	DB	5-10	180	So.
9	Chuck Wade, Jr. #	DB	6-0	200	Sr.
30	Ja'Cquez Williams	LB	6-2	210	R-So.
48	Willie Yarbary	DL	6-2	285	R-Sr.

% Lettered in 2016, redshirted in 2017

# Lettered on offense in 2017

## SPECIALISTS (2)

52	Dayton Diemel	LS	5-10	215	Jr.
48	Dom Maggio	P/PK	6-3	185	Jr.

## Lettemen Lost (21)

### OFFENSE (8)

11	Kyle Driscoll	QB	6-1	205	R-Jr.
1	Tabari Hines	WR	5-10	175	Sr.
15	Cortez Lewis	WR	6-1	205	R-Sr.
41	Devin Pike	TE	6-6	250	Sr.
21	Isaiah Robinson	RB	5-10	220	R-Sr.
85	Cam Serigne	TE	6-3	240	R-Sr.
55	A'Lique Terry	OL	6-1	275	Sr.
10	John Wolford	QB	6-1	200	Sr.

### DEFENSE (11)

3	Jessie Bates III	DB	6-2	195	R-So.
45	Paris Black	DL	6-3	255	R-Jr.
50	Grant Dawson	LB	6-1	225	R-Sr.
37	Thomas Dillon	DB	5-10	180	R-Jr.
14	Wendell Dunn	DL	6-3	250	R-Sr.
53	Duke Ejiofor	DL	6-4	275	R-Sr.
5	Cedric Jiles	DB	5-10	180	Grad
44	Kalin McNeil	LB	6-1	220	R-Sr.
28	Christopher Pearcey	DB	5-11	200	R-Jr.
6	Jaboree Williams	LB	6-0	245	Sr.
56	Deon Young	DL	6-1	315	Grad

### SPECIALISTS (2)

15	Garrett Wilson	LS	6-3	210	R-Jr.
7	Mike Weaver	PK/P	6-1	190	R-Sr.

## Starters Returning (14 & 2 Specialists)

### OFFENSE (8)

70	Ryan Anderson	OL	6-6	305	R-Sr.
73	Jake Benzinger	OL	6-7	295	R-Jr.
22	Matt Colburn II	RB	5-10	200	Sr.
89	Greg Dortch	WR	5-9	165	R-So.
74	Phil Haynes	OL	6-4	305	R-Sr.
75	Justin Herron	OL	6-5	290	R-Sr.
68	Patrick Osterhage	OL	6-4	290	R-Sr.
7	Scotty Washington	WR	6-5	225	R-Jr.

### DEFENSE (6)

21	Essang Bassey	DB	5-10	185	Jr.
2	Cameron Glenn	DB	6-1	200	R-Sr.
4	Amari Henderson	DB	6-1	185	R-Jr.
34	Demetrius Kemp	LB	6-1	220	R-Sr.
93	Zeek Rodney	DL	6-1	305	R-Sr.
48	Willie Yarbary	DL	6-2	285	R-Sr.

### SPECIALISTS (2)

52	Dayton Diemel	LS	5-10	215	Jr.
48	Dom Maggio	P/PK	6-3	185	Jr.

## Starters Lost (8 & 1 Specialist)

### OFFENSE (3)

85	Cam Serigne	TE	6-3	240	R-Sr.
10	John Wolford	QB	6-1	200	Sr.
1	Tabari Hines	WR	5-10	175	Sr.

### DEFENSE (5)

3	Jessie Bates III	DB	6-2	195	R-So.
53	Duke Ejiofor	DL	6-4	275	R-Sr.
14	Wendell Dunn	DL	6-3	250	R-Sr.
50	Grant Dawson	LB	6-1	225	R-Sr.
6	Jaboree Williams	LB	6-0	245	Sr.

### SPECIALISTS (1)

7	Mike Weaver	PK/P	6-1	190	R-Sr.
---	-------------	------	-----	-----	-------

## Squad Members Returning (15)

No	Name	Pos	Ht	Wt	Yr
40	Justin Bartee	DB	5-10	210	R-So.
97	Ben Brown	PK	6-2	170	R-Jr.
87	Thomas Cole	TE	6-5	250	R-So.
29	DeAndre' Delaney	DB	6-3	210	R-So.
99	Augustus Fortune	LB	6-0	215	R-So.
39	Keegan Good	DB	6-0	190	R-So.
13	Malik Grate	DB	6-0	170	R-So.
83	Davis Johnson	WR	5-11	180	R-So.
44	LaRonde' Liverpool	DE	6-3	245	R-So.
79	Sean Maginn	OL	6-3	280	So.
49	Trey Ndlovu	RB	5-7	230	R-Jr.
12	Jamie Newman	QB	6-4	235	R-So.
25	James Sriraman	WR	6-3	200	R-Jr.
46	DJ Taylor	LB	6-1	225	So.
94	Manny Walker	DL	6-4	230	R-So.

## Redshirted in 2017 (24)

91	Mike Allen	DL	6-5	235	R-Fr.
26	Christian Beal	RB	5-10	180	R-Fr.
28	Willy Bemiss	WR	5-11	180	R-Fr.
13	Tayvon Bowers	QB	6-1	225	R-Fr.
32	Jeff Burley	LB	6-2	230	R-Fr.
56	Spencer Clapp	OL	6-6	280	R-Fr.
18	Matthew Considine	QB	6-6	195	R-Fr.
34	Will Drawdy	RB	6-0	180	R-Fr.
81	Ian Driscoll	WR	5-10	175	R-Fr.
27	Tyriq Hardimon	DB	6-0	200	R-Fr.
95	Connor Hebbeler	DL	6-2	250	R-Fr.
80	Waydale Jones	WR	6-4	185	R-Fr.
66	Goran Jovanovic	OL	6-4	295	R-Fr.
84	Jaren Lubrano	TE	6-1	200	R-Fr.
58	Chase Monroe	LB	6-2	210	R-Fr.
88	Zach Murphy	PK/P	6-0	180	R-Fr.
59	Loic Nya	OL	6-3	275	R-Fr.
76	Allan Rappleyea	OL	6-5	270	R-Fr.
96	Jack Rielly	ROV	5-10	190	R-Fr.
82	Jaquarii Roberson	WR	6-1	165	R-Fr.
14	Sage Surratt	WR	6-3	210	R-Fr.
65	Zach Tom	OL	6-4	290	R-Fr.
72	Tyler Williams	DL	6-1	300	R-Fr.
92	Adam Winter	DL	6-3	250	R-Fr.

## Medically Disqualified (1)

38	Zander Zimmer	DL	6-4	235	R-Fr.
----	---------------	----	-----	-----	-------

## January, 2018 enrollees (7)

No	Name	Pos	Ht	Wt	Yr
98	Kelijha Brown	DL	6-3	305	Fr.
37	Nasir Greer	DB	6-0	190	Fr.
10	Sam Hartman	QB	6-1	185	Fr.
55	Michael Jurgens	OL	6-4	275	Fr.
28	Zion Keith	DB	6-1	185	Fr.
96	Nick Sciba	PK	5-9	170	Fr.
85	Blake Whiteheart	TE	6-4	245	Fr.

# 2018 DEMON DEACONS

**Mike ALLEN**

91



**DL ■ R-Fr. ■ 6-5 ■ 255**  
Sugar Hill, Ga.  
Lanier

**2017 (True Freshman)**  
Redshirted.

**High School**

Ranked a four-star prospect and the No. 169 player in the nation in 2016 according to Rivals.com ... Ranked as the No. 23 defensive end in the South by Scout.com ... The No. 27 prospect in Georgia by Rivals ... Had offers from over 30 schools ... First Team All-Region 8-6A ... First Team All-Gwinnett County by the Atlanta Journal Constitution ... Selected to the Gwinnett County All-Star game and the Georgia Athletic Coaches Association state North-South All-Star game ... Played for Coach Corey Mobbs ... As a senior, had 35 total tackles including six sacks and an interception ... Had 67 tackles, 15 tackles for loss, eight sacks and two interceptions as a junior ... Helped the Longhorns to regional titles in 2014 and 2015.

**Personal**

Son of Bridgette Garnier ... Father is Michael Allen and stepfather is Lionel Garnier ... Born May 16, 1999.

**Marquis ALSTON**

25



**DB ■ Fr. ■ 6-0 ■ 180**  
Smyrna, Ga.  
Harrison

**High School**

Team captain ... First Team All-Region 6-A as a senior at Harrison High ... In 13 games as a senior, chalked up 68 tackles, three interceptions, six pass break-ups and a pair of tackles for loss along with a fumble recovery ... Played for Coach Matt Dickmann ... Helped the Hoyas to the regional championship and the second round of the state playoffs ... Sealed the regional title with a fourth-quarter interception against Sequoyah ... Played against fellow Demon Deacon Royce Francis (Allatona) ... Excelled as a wide receiver before concentrating on the secondary as a senior.

**Personal**

Son of Marquis and Aishia Alston ... Born Aug. 30, 2000 ... Older brother, Cortez, is a defensive lineman at Georgia Tech.

**Ryan ANDERSON**

70



**OL ■ R-Sr. ■ 6-6 ■ 305**  
Raleigh, N.C.  
The Hun School (NJ)

Enters his senior season with a string of 29 consecutive games started ... Named preseason First Team All-ACC by Athlon ... Named to the Rimington Award Preseason Watch List ... Voted a team captain for 2018.

**2017 (Redshirt Junior)**

Started all 13 contests at center in 2017 ... Named Second Team All-ACC ... First Team All-ACC by Phil Steele ... Named to ESPN's All-ACC Bowl team ... Named to the All-American All-Bowl Second Team by Max Emfinger Scouting ... Named

a Second Team All-American by Max Emfinger Scouting ... Fourth team preseason All-ACC selection by Athlon ... Rimington Award preseason watch list in 2017 ... Named ACC Offensive Lineman of the Week on Nov. 20 following the NC State game ... Graded out at 90 percent and did not allow a sack ... Nominated for ACC Offensive Lineman of the Week after the Louisville game ... Graded out at 96 percent with three knockdown blocks ... Earned his third varsity letter ... Versatile enough to play guard or tackle when needed.

**2016 (Redshirt Sophomore)**

Starting right tackle in all 13 games in 2016 ... Earned nomination for ACC Offensive Lineman of the Week after he graded out at 91 percent vs. Syracuse with a pancake block ... Led all offensive linemen with 896 snaps on the season ... Graded out tops among offensive linemen against Tulane, Army West Point, Clemson, Louisville, NC State, and Virginia ... Tied for the highest grade with Justin Herron against Duke ... Earned his second varsity letter.

**2015 (Redshirt Freshman)**

Missed the first five games of the season and made his season debut against Boston College ... Started each of the final three games of the season at right tackle ... Played a season-high 55 snaps vs. Boston College ... On the field for a total of 312 snaps ... Was the highest-rated offensive lineman against NC State (10/24) and Notre Dame (11/14).

**2014 (True Freshman)**

Redshirted ... Had a strong spring and entered preseason camp listed as the starting center.

**2014 Spring**

Enrolled early at Wake Forest in January 2014 and participated in spring practice.

**High School**


Played a post-graduate year at The Hun School in New Jersey ... Played left tackle and defensive end ... Is a 2013 graduate of Wakefield High School in Raleigh where he was a two-year captain ... Played both ways throughout his prep career ... First Team all-conference as a junior and senior in both football and lacrosse ... Had eight sacks on defense in 2013 while not allowing a sack on offense ... Earned academic all-conference honors ... Played for Coach John Law at The Hun School.

**Personal**

Son of Ken and Maria Anderson ... Brother, Matt, played football at Lafayette... Born December 30, 1994.

**Alex BACHMAN**

1



**WR ■ Sr. ■ 6-0 ■ 190**  
Westlake Village, Calif.  
Oaks Christian

**2017 (Junior)**

Played key role in the Belk Bowl with five receptions for 84 yards vs. Texas A&M ... Had a 47-yard catch to set up a Deacon field goal ... Had three catches for 90 yards and a touchdown against Duke (11/25) ... Caught a 43-yard touchdown pass in the second quarter ... Also grabbed a 36-yard pass vs. the Blue Devils and added a kickoff return for 11 yards ... Moved into PR role vs. Syracuse (11/11) following injuries to Greg Dortch and Jessie Bates III ... Had two kickoff returns for 38 yards vs. NC State (11/18) ... Career-high eight catches for 116 yards vs. Notre Dame (11/4) including a 30-yard touchdown catch from John Wolford ... Had two receptions for 38 yards vs. Louisville (10/28) ... Had one reception for a 29-yard touchdown in the

season-opener vs. Presbyterian (8/31) ... Named to the ACC Academic Honor Roll ... Earned his third varsity letter.

**2016 (Sophomore)**

Caught 23 passes for 248 yards and one touchdown as a sophomore ... Had a career-long catch of 62 yards to put the Deacons in field goal range in their 24-14 win at Duke on 9/10 ... Caught his first career touchdown, a 4-yarder from John Wolford vs. Delaware ... Made season-high six receptions for 51 yards vs. Army West Point (10/29) ... Led all wide receivers with 720 snaps in 2016 ... Earned his second varsity letter.

**2015 (Freshman)**

Made college debut vs. Elon (9/3) and had one reception for 8 yards and one punt return ... Played a season-high 24 snaps against the Phoenix ... Finished the year with 101 snaps ... Played 11 games as a true freshman.

**High School**

Team captain as a senior ... Rated as a three-star recruit by 247 and ESPN ... Three-sport athlete in football, track and basketball ... Started as a junior at free safety and posted five interceptions and 95 tackles ... Had 12 catches and one touchdown before an injury cut his senior season short ... Relay team tied school record in 300 meter hurdles ... Also was a member of the 4x100 and 4x400 relay teams as well as a decathlete ... Coached by Bill Redell.

**Personal**


Son of David and Leslie Bachman ... Born May 29, 1996.

**BACHMANS' CAREER RECEIVING STATS**

	G-GS	Rec	Yds	Avg	TD	Lg/Opponent
2015	11-0	1	8	8.0	0	8/Elon
2016	13-11	23	248	10.8	1	62/at Duke
2017	12-0	21	365	17.4	3	43/Duke
Career	36-11	45	621	13.8	4	62/at Duke

**Justin BARTEE**

26



**DB ■ R-So. ■ 5-10 ■ 205**  
Vienna, Va.  
Oakton

**2017 (Redshirt Freshman)**

Named defensive scout team player of the week following the Louisville game ... Named to the ACC Academic Honor Roll.

**2016 (True Freshman)**

Redshirted ... Walked onto the program in the spring and participated in spring drills ... Had a pair of assisted tackles in the spring game for the Gold squad.

**High School**

Played at Oakton High School in Vienna, Va. ... Three-year letterman and team captain as a senior ... Helped the Cougars to the 2015 state Class 6A playoffs ... Played for Coach Jason Rowley ... Named Defensive Player of the Week ... Three-year all-academic honors ... Played two years of basketball at Oakton.

**Personal**

Son of Kenneth and Susan Barteet ... Born Sept. 12, 1997 ... Father wrestled at James Madison.

## Carlos BASHAM, JR. 18



**DL ■ R-So. ■ 6-5 ■ 265**  
Roanoke, Va.  
Northside

### 2017 (Redshirt Freshman)

Had a half tackle for loss in the Belk Bowl victory over Texas A&M ... Made his first career start and had three tackles, a TFL and a quarterback hurry against NC State (11/18) ... Had three tackles and a pass break-up at Syracuse (11/11) ... Combined with LB Grant Dawson to tackle a Utah State running back in the end zone for a safety (9/16) ... Was second on the team with five tackles in his collegiate debut vs. Presbyterian (8/31) ... Awarded his first letter.

### 2016 (True Freshman)

Redshirted.

### High School

Team captain and the Virginia 3-A State Player of the Year in 2015 ... A three-star athlete by Rivals, ESPN and 247Sports ... Ranked No. 36 on the Roanoke Times list of the top 100 players in Virginia ... First Team 3-A all-state selection in 2015 ... First Team All-Timesland by the Roanoke Times ... First Team All-31 Conference and Defensive Player of the Year ... First Team Blue Ridge District Defensive Player of the Year ... Had 76 solo tackles, 21 tackles for loss and seven sacks as a senior ... Northside won the Blue Ridge District in 2015 ... Had nine receptions and a pair of touchdown catches at tight end ... Became a starter in 2013 on the Vikings' 3-A state championship team ... Four-year letterman ... Played for Coach Burt Torrence ... Started at center for the Vikings' basketball team.

### Personal

Nickname is Boogie ... Son of Carlos, Sr. and Crystal Basham ... Born Dec. 16, 1997.

### BASHAM, JR.'S CAREER DEFENSIVE STATS

	G-GS	S-A-Tot	TFL-Yds	Sk-Yds	Int-Yds	PBU	FF-FR
2017	13-1	15-9-24	2.0-2	0-0	0-0	2	0-1
Career	13-1	15-9-24	2.0-2	0-0	0-0	2	0-1

## Essang BASSEY 21



**DB ■ Jr. ■ 5-10 ■ 185**  
Columbus, Ga.  
Columbus

Named preseason Third Team All-ACC by Athlon.

### 2017 (Sophomore)

Tied the school record with 19 passes defended (16 PBU, 3 interceptions) ... Was second in the ACC in passes defended ... Honorable mention All-ACC ... Finished 39th in the ACC in tackles per game with 5.8 ... Led the club with 1,178 total snaps ... His 121 total plays against Syracuse were the most by a Deacon in any game in 2017 ... Started all 13 games at cornerback and saw action on kickoff coverage team ... Had nine tackles and a game-high three pass break-ups in the Belk Bowl ... Named to ESPN's All-ACC Bowl team ... Set Wake Forest bowl game record with three pass break-ups in the Belk Bowl ... Two tackles vs. NC State (11/18) ... Against NC State (11/18) had eight tackles, a tackle for loss, two pass break-ups and a game-sealing interception in the end zone ... Led Wake Forest with 12 tackles at Syracuse (11/11) ... Had an end zone interception of Lamar Jackson vs. Louisville (10/28) ... Led the team with 10 tackles vs. the Cardinals ... Had two tackles for loss, two pass break-ups and five tackles vs. Ap-

alachian State (9/16) ... Had his first career interception and turned it into a 30-yard pick-six just before the half at Boston College (9/9) to give the Deacons a 21-7 lead ... Named the ACC Defensive Back of the Week for his efforts ... Finished the game with five tackles ... Earned honorable mention player of the week honors from the Jim Thorpe Award ... Earned his second varsity letter.

### 2016 (Freshman)

Played in all 13 games as a true freshman ... Saw action at corner and on special teams ... Earned first career start vs. Florida State (10/15) in place of the injured Amari Henderson ... Was second on the team with a career-high eight tackles vs. the Seminoles ... Forced a fumble in the Military Bowl win over Temple.

### High School

Team captain and First Team all-state Class 5-A by the Columbus Ledger-Enquirer, Atlanta Journal-Constitution and the Georgia Sports Writers Association ... Three-star recruit by 247Sports, Rivals and ESPN ... All-Bi-City Athlete of the Year by the Columbus Ledger-Enquirer in 2015 ... As a senior, had 50 tackles, six tackles for loss, an interception and three fumble recoveries ... Rushed for 536 yards and two touchdowns ... Had 21 receptions for 577 yards and four touchdowns ... Averaged nearly 30 yards per kickoff return ... Helped the Blue Devils to the 5-A state playoffs in 2015 ... Had 31 tackles, 10 pass break-ups and five interceptions as a junior ... On offense, made 39 receptions for 503 yards and four touchdowns ... Earned All-Bi-City status in 2014 ... Four-year letterman for Coach Phil Marino.

### Personal

Son of Edet and Umo Bassey ... Born August 12, 1998 ... Posted a 3.7 GPA in high school ... Participated in food drives at Columbus High.

### BASSEY'S CAREER DEFENSIVE STATS

	G-GS	S-A-Tot	TFL-Yds	Sk-Yds	Int-Yds	PBU	FF-FR
2016	13-1	16-3-19	1.5-2	0-0	0-0	3	1-1
2017	13-13	52-23-75	6.0-11	0-0	3-30	16	0-0
Career	26-14	68-26-94	7.5-13	0-0	3-30	19	1-1

## Elontae BATEMAN 54



**DL ■ RS-Jr. ■ 6-2 ■ 285**  
Memphis, Tenn.  
Ridgeway

### 2017 (Redshirt Sophomore)

Had three-starts on the season including Georgia Tech (10/21), Notre Dame (11/4) and Syracuse (11/11) ... Had two tackles and a tackle for loss in the Belk Bowl win over Texas A&M (12/29) ... Made his first career start at Georgia Tech and recorded three tackles ... Played a season-high 55 snaps at GT ... Matched season-high with three tackles at Clemson (10/7) ... Had three tackles and a sack in win over Louisville (10/28) ... On the field for 52 snaps vs. Syracuse ... Played 411 snaps on the year ... Named to the ACC Academic Honor Roll ... Earned first varsity letter.

### 2016 (Redshirt Freshman)

Had first college tackle and TFL on 28 snaps vs. Duke (9/10) ... Missed five games in the middle of the season due to injury ... Played in four games and collected three tackles and a tackle for loss ... On the field for 68 plays including a season-high 28 vs. Duke.

### 2015 (True Freshman)

Redshirted ... Scout team defensive player of the week vs. Army.

### High School

Team captain as a junior and senior ... Rated as a three-star recruit by 247 and ESPN ... Two-time Memphis Defensive line-man of the year recipient ... Two-time all-region selection ... First Team all-district as a senior ... Named the MVP of the Mid-South Elite combine ... Selected to the Liberty Bowl High School all-star game ... Four-year starter ... Helped guide the Roadrunners to a 12-2 record and state semi-final appearance in 2014 ... Played under Coach Deron Sutton.

### Personal

Son of Emmanuel and Tracy Bateman ... Born Oct. 11, 1996.

## Christian BEAL 26



**RB ■ R-Fr. ■ 5-10 ■ 185**  
Winston-Salem, N.C.  
East Forsyth

### 2017 (True Freshman)

Redshirted ... Named the offensive scout team player of the week following Wake Forest's win over Louisville ... Scored two touchdowns in 2018 spring game and posted game-high 97 rushing yards ... Enrolled at Wake Forest in January, 2017.

### High School

Team captain ... Ranked as the No. 2 running back in the state by Scout and was a consensus three-star prospect by Scout, Rivals and 247 ... Rated the No. 34 running back in the South by Scout ... Considered the 27th-best prospect in North Carolina by the Fayetteville Observer ... Ranked by 247Sports as the No. 17 all-purpose back in the country ... Represented North Carolina in the Shrine Bowl of the Carolinas in December, 2016 ... Three-time All-Northwest selection by the Winston-Salem Journal ... Named the Piedmont Triad 4-A Conference Offensive Player of the Year ... Three-time all-conference pick ... Rushed for 1,525 yards and 25 touchdowns as a senior ... Averaged 6.7 yards per carry on 227 attempts ... Ran for six touchdowns in a 2016 win over Northwest Guilford ... Helped the Eagles to three consecutive conference championships ... Four-year letterman ... A versatile playmaker who saw action at six different positions while playing for Coach Todd Willert at East Forsyth ... Helped lead the Eagles deep into the state playoffs in each of the past two seasons ... Broke onto the varsity team as a freshman as he compiled 657 rushing yards on 97 carries and five touchdowns ... Add 25 receptions for 365 yards and three scores ... Rushed for 1,269 yards as a sophomore on 144 carries ... Add 37 receptions for 614 yards and three touchdowns ... Had 2,223 all-purpose yards and 23 total touchdowns ... Had 261 kickoff return yards and 79 yards on punt returns ... As a junior, carried 186 times for 1,659 yards and 23 scores ... Add 338 yards on receptions, 121 kickoff return yards and 69 punt return yards ... Competed in all the dash events at 400 yards and shorter in track.

### Personal

Son of Nikia Beal and Robbin Smith ... Born March 6, 1999.

## Tyler BELL 20



**RB ■ R-Jr. ■ 5-11 ■ 215**  
Mobile, Ala.  
Faith Academy

Suffered a knee injury in spring practice and is expected to miss the 2018 season.

**2017 (Junior)**

Redshirted ... Suffered a torn ACL in the offseason and missed the entire season.

**2016 (Sophomore)**

Sat out the season-opener vs. Tulane while recovering from a summer injury ... Debuted at Duke (9/10) and had two carries for nine yards ... Had four carries for 32 yards and a touchdown vs. Delaware ... Carried six times for 17 yards on a season-high 27 snaps vs. Indiana (9/24) ... Three carries for 20 yards, a 6.7 average vs. Florida State (10/15).

**2015 (Freshman)**

Became the first true freshman to lead Wake Forest in rushing since Michael Ramseur in 1982 ... Made debut vs. Elon (9/3) and had 28 yards on five carries ... Also caught three passes for 42 yards including a long reception of 25 yards ... Led team in rushing with 12 carries for 39 yards at Syracuse ... Also had one catch for 24 yards ... Had a strong finish to the season with 195 yards rushing in the final three games of the season ... Had season-best 90 yards at No. 4 Notre Dame and topped that with 94 yards in the season finale against Duke ... Scored his first career TD on a 1-yard run vs. Duke ... Played 587 snaps during the season.

**High School**

Team captain as a junior and senior ... Rated as a three-star recruit by ESPN and Rivals ... Honorable mention All-Coastal Alabama by AL.com ... Named player of the week by the 1st-and-10 club on multiple occasions ... Had 175 carries for 962 yards and 11 touchdowns as a senior ... Played most of his senior season with an ankle sprain ... Finished his prep career with 2,258 rushing yards, 491 receiving yards, and 26 touchdowns ... Coached by Rusty Mason.

**Personal**

Son of April Bell and Michael Williams ... Born December 13, 1996.

**BELL'S CAREER RUSHING STATS**

	G-GS	Car	Yds	Avg	TD	Lg/Opponent
2015	12-6	129	451	3.5	0	33/NC State
2016	12-0	20	97	4.8	1	15/Delaware
2017	--INJ--					
Career	24-6	149	548	3.7	2	33/NC State

**BELL'S CAREER RECEIVING STATS**

	G-GS	Rec	Yds	Avg	TD	Lg/Opponent
2015	12-6	18	127	7.1	0	25/Elon
2016	12-0	2	15	7.5	0	15/at Louisville
2017	--INJ--					
Career	24-6	20	142	7.1	0	25/Elon

**Willy BEMISS**

**35**



**WR ■ R-Fr. ■ 5-11 ■ 180**

Richmond, Va.  
St. Christopher's

**2017 (True Freshman)**

Redshirted ... Named to the ACC Academic Honor Roll.

**High School**

Played slot receiver and also kicked off at St. Christopher's School in Richmond, Va. ... Also played lacrosse ... Had a touchdown catch against Norfolk Academy.

**Personal**

Son of Samuel M. Bemiss and Elizabeth Cole Bemiss ... Brother Jeb plays baseball at Cornell ... Has an older sister and two younger brothers.

**Jake BENZINGER**

**73**



**OL ■ R-Jr. ■ 6-7 ■ 295**

Williamstown, Mass.  
Mt. Greylock

**2017 (Redshirt Sophomore)**

Started all 13 games at right tackle and was an instrumental part of the line that allowed Wake Forest to set school records for total offense yards, passing yards and points in a season while finishing 33rd in the country in sacks allowed ... Earned his second varsity letter ... Played a season-high 97 snaps in the Belk Bowl win over Texas A&M (12/29) ... On the field for 987 snaps, tied for the most on the team among offensive linemen ... Played a team-high 68 snaps vs. Presbyterian in the season-opener (8/31) ... Was instrumental in helping the Deacon rushing attack average a school record 4.57 yards per carry.

**2016 (Redshirt Freshman)**

Saw his first college action with 13 snaps at left tackle at Duke (9/10) ... Made his first career start vs. Delaware, spelling Justin Herron who was nursing a sprained ankle ... On the field for 103 snaps on the season ... Saw a season-high 47 snaps vs. Delaware ... Earned his first varsity letter.

**2015 (True Freshman)**

Redshirted.

**High School**

Served as a team captain as a senior ... A First Team All-Berkshire selection as a senior ... Also named to the All-Western Massachusetts team as a senior ... Three-year starter on the offensive line ... A standout basketball and baseball player ... Led the basketball team to the state quarterfinals as a junior ... Comes from a program that went undefeated during a 33-game stretch from 2009-2012 and won three consecutive Western Massachusetts Super Bowl titles from 2010-2012 ... Coached by Shawn Flaherty ... As a high school senior, also played baseball where he hit .368 with nine doubles and 25 RBIs ... Averaged 8.3 PPG in basketball as a HS senior.

**Personal**

Son of John and Janice Benzinger ... Father was an All-Yankee Conference selection at UMass in 1986 and saw time with the New England Patriots ... Born Jan. 30, 1997.

**Dion BERGAN**

**53**



**DL ■ Fr. ■ 6-1 ■ 275**

Kissimmee, Fla.  
Osceola

**High School**

Team captain ... A consensus three-star recruit by 247 and ESPN, rated the 81st defensive end in the nation ... Played for Coach Doug Nichols ... As a senior was named all-district First Team on defense ... Selected to the all-county team by the Osceola News-Gazette ... Played in 11 games and recorded 41 tackles, 13 sacks, eight tackles for loss and a fumble recovery ... Had five tackles for loss in a shutout win over Gateway ... Helped lead the Kowboys to the 7-8A district championship ... Led Osceola to an undefeated regular season with 31 tackles and three tackles for loss as a junior ... Also competed in wrestling and track.

**Personal**

Son of Julissa Diaz and Dion Bergan ... Member of the Honor Roll ... Born July 10, 2000 ... Has a brother, Alex, who plays football at Marist.

**Rondell BOTHROYD**

**40**



**DL ■ Fr. ■ 6-4 ■ 270**

Willington, Conn.  
E.O. Smith

**High School**

Two-year team captain for Coach James Kelly at E.O. Smith High ... A three-year starter at defensive end ... Consensus three-star athlete who was rated as the fourth-best prospect in Connecticut ... Compiled 24.5 sacks and 10 forced fumbles during his prep career ... First Team all-state selection as a senior ... Made 45 tackles, 12.5 sacks and had an interception ... Also played on offense where he recorded 15 catches for 215 yards and four touchdowns ... Named Athlete of the Week by The Chronicle ... First Team All-Conference Division II ... Had 66 tackles, 15 tackles for loss, and 13 sacks, an average of 7.3 tackles and 1.3 sacks per game as a junior ... Forced five fumbles and recovered two, returning one for a touchdown ... Named First Team all-state by the New Haven Register ... CH-SCA All-State in Class L and First Team All-Central Connecticut Conference ... As a sophomore was named to the First Team All-Division II East team ... Also played basketball.

**Personal**

Son of Ashley Bothroyd ... Born Jan. 8, 2000 ... Received High Academic Honors.

**Tayvon BOWERS**

**13**



**QB ■ R-Fr. ■ 6-1 ■ 200**

Harrisburg, Pa.  
Bishop McDevitt

**2017 (True Freshman)**

Redshirted ... Named to the ACC Academic Honor Roll.

**High School**


Team captain ... Rated as the No. 1 quarterback in Pennsylvania by Scout ... Ranked as the No. 21 dual-threat quarterback by ESPN.com and No. 24 by 247Sports ... Three-star prospect from ESPN, 247 and Scout ... First Team all-state pick as a junior ... Threw for 1,545 yards and 17 touchdowns as a senior while rushing for six scores ... Completed 233 passes for 3,576 yards and 42 touchdowns and 13 interceptions as a junior ... Rushed 93 times for 395 yards and three touchdowns ... Played for Coach Jeff Weachter.

**Personal**

Son of Jennifer Wilkerson ... Born Dec. 3, 1998 ... Member of the National Honor Society ... QB coach at Bishop McDevitt was Matt Johnson, a Bowling Green QB who excelled under the direction of offensive coordinator Warren Ruggiero ... Nephew of Troy Drayton who played at Penn State in and in the NFL ... Suffered a torn ACL late in the 2016 season and wrote a piece for The Players' Tribune detailing his recovery.

**Ben BROWN**

**97**



**K ■ R-Jr. ■ 6-2 ■ 175**

Chevy Chase, Md.  
Bullis

**2017 (Redshirt Sophomore)**

Kicked off twice against Presbyterian and averaged 58.0 yards per kickoff ... Named to the ACC Academic Honor Roll.

## 2016 (Redshirt Freshman)

Did not see any game action ... Member of the ACC Academic Honor Roll.

## 2015 (True Freshman)

Redshirted.

## Personal

Son of Jeremy and Debbie Brown ... Joined the program as a walk-on in the 2015 fall camp ... Born Jan. 26, 1997.

## Kelijha BROWN

# 98



**DL** ■ Fr. ■ 6-3 ■ 260

Saluda, S.C.  
Saluda

## High School


Enrolled at Wake Forest in January 2018 ... Team captain in high school... Spent a week in December preparing for and playing in the Shrine Bowl of the Carolinas all-star game ... A consensus three-star player ranked as the sixth-best prospect in the state and 31st-best defensive tackle nationally by Rivals ... Played for Coach Stewart Young ... Recorded 48 tackles, 20.5 sacks for loss, 6.5 sacks and 12 quarterback hurries as a senior ... First Team All-Lakes by the Greenwood Index-Journal ... Named to the 2017 Palmetto Champions All-Star team as the Class AA Upper State Lineman of the Year ... Helped the Tigers to the Class 2A Upper State championship game for the second consecutive year ... The Tigers claimed the region championship and reached the Upper State title contest while winning 12 games as a junior ... Had 27 tackles and three sacks as a nose tackle ... Was part of consecutive regional championship teams.

## Personal

Son of LaToya Brown ... Born April 20, 2000.

## Jeff BURLEY

# 32



**LB** ■ R-Fr. ■ 6-2 ■ 235

Jackson, Ga.  
Jackson

Suffered a knee injury in spring practice that is expected to keep him out of action in 2018.

## 2017 (True Freshman)

Redshirted.

## High School

Team captain ... Consensus three-star ranking for all major recruiting services ... Considered the No. 31 inside linebacker in the nation by 247 ... The No. 11 LB in Georgia and a top 100 recruit in the state by Scout ... First Team all-state Class 3-A by the Atlanta Journal Constitution ... Region 4-3A Defensive Player of the Year and overall Player of the Year in 2016 ... Named to the Georgia Southeast Bowl All-Star game ... Named team MVP and earned the Red Devils' Leadership Award as both a junior and senior ... The Red Devils finished the year 8-4 and were listed in the state final Top 10 by the Atlanta Journal-Constitution ... Helped the team to a 9-3 record and a regional championship in 2015 ... Named all-region in 2015 ... Picked for the Georgia Junior Elite All-Star game in 2015 ... Team Rising Star award in 2014 as a sophomore ... Four-year letterman for Coach Dary Myricks ... Also participated in basketball.

## Personal

Son of Debra and Luther Burley ... Born Aug. 21, 1998 ... Two-year member of the honor roll.

## Arkeem BYRD

# 5



**DB** ■ R-So. ■ 6-1 ■ 190

Savannah, Ga.  
Jenkins

Moved from running back to defensive back in the spring ... Suffered a knee injury during spring practice that will most likely keep him off the field in 2018.

## 2017 (Redshirt Freshman)

Had a 51-yard run in his first collegiate game vs. Presbyterian (8/31) and finished with 75 yards on just seven carries ... Recorded his first 100-yard game with 120 yards on 19 carries against Utah State (9/16) including a 59-yard scoring run ... Had six carries for 37 yards at Georgia Tech (10/21) for a team-high 6.2 yards per carry ... Averaged team-best 6.0 yards per carry with 30 yards on five carries vs. Louisville (10/28) ... Missed the Notre Dame and Syracuse games with an injury ... Returned to action against NC State (11/18) and had six carries for 20 yards ... Eight carries for 24 yards vs. Duke (11/25) ... Three carries for 17 yards in the Belk Bowl ... Tied for the team lead with two runs of over 50 yards.

## 2016 (True Freshman)

Redshirted.

## High School

Team captain and the No. 4 running back in Georgia ... A consensus three-star athlete by 247Sports, Rivals, Scout and ESPN ... Among the top 50 running backs nationally ... Named the Savannah Morning News Offensive Player of the Year and the Georgia High School Association Region 1-3A Offensive Player of the Year ... Honorable mention all-state pick ... Selected for the North-South All-Star game ... Named to the Elite Junior Classic Team ... Member of the Preseason All-ESPN Savannah football team in 2015 ... Rushed for 1,220 yards and 16 touchdowns in 2015 for the Warriors ... Added 10 catches for 120 yards and one touchdown ... Also saw action on defense where he made 24 tackles ... Rushed for 254 yards in his final prep game including touchdown runs of 69, 54 and 36 yards ... As a junior, averaged 8.7 yards per carry with 868 yards and 13 touchdowns on 100 carries ... Carried 61 times for 598 yards as a sophomore ... Played for Coach Tim Adams.

## Personal

Son of Anthony Byrd and Lydia Williams ... Born April 16, 1998.

## BYRD'S CAREER RUSHING STATS

	G-GS	Car	Yds	Avg	TD	Lg/Opponent
2017	11-0	77	395	5.1	1	59/Utah State
Career	11-0	77	395	5.1	1	59/Utah State

## Chris CALHOUN

# 6



**DL** ■ Sr. ■ 6-4 ■ 245

Alpharetta, Ga.  
Centennial

## 2017 (Junior)

Had three tackles, a forced fumble and 1.5 tackles for loss at Syracuse (11/11) ... Added three tackles each in games against Presbyterian (8/31), Boston College (9/9) and Louisville (10/28) ... Had a pair of tackles in the Belk Bowl ... On the field for 359 snaps including a season-high 48 in a win at Boston College (9/9) ... Recorded QB hurries vs. PC (8/31) and Duke (11/25) ... Named to the ACC Academic Honor Roll ... Earned his third varsity letter.

## 2016 (Sophomore)

Recorded 12 tackles while seeing action in all 13 games ... Had a 2-yard sack vs. Boston College (11/26) ... Season-high three tackles in the season-opener vs. Tulane ... Recorded a pass break-up vs. Delaware and a QB hurry at Louisville ... Saw 312 snaps including a season-best 39 vs. Tulane ... Played 20 or more snaps in 10 of 13 games ... Earned his second varsity letter.

## 2015 (Freshman)

Made his college debut against Elon (9/3) with 25 plays and had one assisted tackle ... Earned four consecutive starts starting Week 3 at Army West Point ... Made a season-high five stops including three solos vs. the Black Knights ... Recorded tackles for loss against Army, North Carolina, Notre Dame and Clemson.

## High School

Team captain as a senior ... Rated as a three-star recruit by 247, ESPN, Scout, and Rivals ... Rated as the No. 45 defensive end in the country by 247 ... Four-year letterman ... Earned all-region honors in both his junior and senior seasons ... Defensive MVP as a senior ... Earned five player of the week honors ... Had nine sacks and 19 tackles for a loss in 2014 ... Named to the junior elite squad in 2013 ... Coached by Jeff Carlberg.

## Personal


Son of Vincent and Thema Calhoun ... Born Sept. 3, 1996.

## CALHOUN'S CAREER DEFENSIVE STATS

	G-GS	S-A-Tot	TFL-Yds	Sk-Yds	Int-Yds	PBU	FF-FR
2015	12-4	11-9-20	4.0-10	0-0	1-4	1	0-0
2016	13-0	6-6-12	1.0-2	1.0-2	0-0	1	0-0
2017	13-0	10-11-21	1.5-3	0-0	0-0	1	1-0
Career	38-4	27-26-53	6.5-15	1.0-2	1-4	3	1-0

## Cade CARNEY

# 36



**RB** ■ Jr. ■ 5-11 ■ 215

Advance, N.C.  
Davidson Day

Voted a team captain for 2018.

## 2017 (Sophomore)

Rushed for a 1-yard touchdown against Texas A&M in the Belk Bowl that gave the Deacons a 48-45 lead en route to a 55-52 win ... Suffered an injury in the first quarter vs. Louisville (10/28) after just one carry ... Missed the final four games of the regular season with injury ... Had seven carries for 24 yards vs. Appalachian State (9/23) but saw limited second half action due to bruised ribs ... Returned to action and started at Georgia Tech (10/21) and led the team with a season-high 92 yards on 19 carries ... Had 13 carries for 40 yards and a 3-yard touchdown run at Boston College (9/9) ... Added a career-long 23-yard reception vs. the Eagles ... Third Team preseason All-ACC by College Sports Madness ... Named to the ACC Academic Honor Roll.

## 2016 (Freshman)

Became the first true freshman RB in at least 65 years to start his first game on campus when he earned the nod in the season-opener against Tulane (9/1) ... Also had the first two plays of the game, a 2-yard carry and a 4-yard reception from Kendall Hinton ... Had a break-out game against Duke (9/10) ... Carried 17 times for 108 yards and three touchdowns ... Was Wake Forest's first true freshman with a three-touchdown game since Chris Barclay vs. Purdue in 2002 ... Broke a 14-14 tie with a 55-yard burst to lead the Deacons to the 24-14 win ... Named the ACC Rookie of the Week ... Also recognized by 247Sports.com as its True Freshman of the Week ... Named

the National Freshman of the Week by CBS Sports ... Suffered an injury in practice and missed the Delaware, Indiana and NC State games ... Returned to action vs. Syracuse (10/8) and collected his second consecutive 100-yard game ... Posted career-high 29 carries and had 104 yards on the ground ... Rushed for 87 yards vs. Virginia (11/5), his top game of the second half of the season ... Led the team with 102 all-purpose yards vs. the Cavaliers ... Led the team in rushing with 18 carries for 59 yards and a touchdown against Clemson (11/19) ... Team all-purpose yards leader vs. the Tigers with 76 yards ... Team rushing leader in the Military Bowl win over No. 23 Temple with 71 yards on 17 carries ... Scored on an 11-yard run vs. the Owls ... Finished 10th in the league in rushing in ACC games with 69.1 yards per game ... On the field for 422 snaps in 2016, the most of all running backs ... Finished second on the team in rushing behind Matt Colburn with 589 yards ... Tied for the team lead with six touchdowns ... Posted the fifth-most rushing yards by a true freshman in school history ... Academic All-ACC selection ... Earned his first varsity letter.

### High School

Four-year team captain ... Rated a three-star athlete and among the top 50 players in the state by ESPN, Rivals and 247Sports ... Played his senior year at Davidson Day School after spending first three years at Davie High School ... Helped Davidson Day go 12-0 in 2015 and win the NCISAA Division I state championship ... Played for Coach Chad Grier at Davidson Day ... Averaged 30 yards on kickoff returns and 33.4 yards on punt returns as a senior ... Rushed for 1,188 yards and 16 touchdowns in eight games as a senior ... Named the Charlotte Football Awards Player of the Year in 2015 ... Named to the Charlotte Observer All-Area First Team as a senior and earned all-state honors ... Was an All-Central Piedmont Conference selection at Davie in 2012 and 2013 and a three-time All-Northwest selection by the Winston-Salem Journal ... Earned CPC Player of the Year honors as a freshman ... Became a starter at Davie County as a freshman in 2012 when he had 274 carries for 1,908 yards and 17 touchdowns ... Rushed for 3,815 yards and 43 touchdowns in three seasons at Davie County.

### Personal

Son of Carl and Teddy Carney ... Father played defensive line at East Carolina ... Born June 28, 1997 ... Was an Honor Roll student and a member of the Headmaster's List.

### CARNEY'S CAREER RUSHING STATS


	G-GS	Car	Yds	Avg	TD	Lg/Opponent
2016	10-10	156	589	3.8	6	55/at Duke
2017	7-6	63	232	3.7	2	17/at BC
Career	17-16	219	821	3.7	8	55/Duke

### CARNEY'S CAREER RECEIVING STATS

	G-GS	Rec	Yds	Avg	TD	Lg/Opponent
2016	10-10	12	74	6.2	0	15/Virginia
2017	7-6	3	31	10.3	0	23/at BC
Career	17-16	15	105	7.0	0	23/at BC

## Brandon CHAPMAN 23

**TE ■ R-So. ■ 6-5 ■ 250**  
Grove City, Ohio  
Grove City



### 2017 (Redshirt Freshman)

Member of the kickoff return team ... Saw action in 11 games and was on the field for 74 snaps.

### 2016 (True Freshman)

Redshirted.

### High School

Team captain at Grove City High School, just outside of Columbus, Ohio ... Rated the No. 33 tight end in the nation by 247Sports ... Considered one of top 45 players in Ohio by 247Sports and ESPN ... Earned three stars from 247Sports, Rivals, ESPN and Scout ... Considered an outstanding blocker as well as a receiving threat ... Was a three-year starter at tight end for the Greyhounds ... Also lettered in basketball ... Played for Coach Mike Lanza.

### Personal

Son of Frank and Elizabeth Chapman ... Brother, Dalton, played at Bowling Green State University in 2012-13 ... Born August 3, 1997 ... Member of the Junior Honor Society ... Posted a 3.8 GPA in high school ... Has volunteered with autistic children.

## Spencer CLAPP 56

**OL ■ R-Fr. ■ 6-6 ■ 280**  
Gibsonville, N.C.  
Eastern Guilford



### 2017 (True Freshman)

Redshirted ... Had ACL surgery following the 2017 season that may limit him in 2018.

### High School

Team captain ... First Team all-state on the 3-A NCPeps.com team ... Named to the All-Area team by the Greensboro News-Record as a defensive tackle ... Also a dominating blocker on the offensive side ... Played for Coach Doug Robertson ... Two-time All-Mid State 3A selection ... Helped the Wildcats win their first Mid State 3A Conference championship and reach the Class 3AA state championship game in 2016 at BB&T Field ... Team went 15-1 and finished runner-up in the state playoffs ... Finished his senior year with 106 tackles and 16.5 sacks ... Recorded four sacks in a win over Western Alamance.

### Personal

Son of Lisa and Andy Clapp ... Born Jan. 9, 1999.

## Steven CLAUDE 88

**WR ■ R-Jr. ■ 6-2 ■ 195**  
Miami, Fla.  
Champagnat Catholic



### 2017 (Redshirt Sophomore)

Was out of school in the spring of 2017 and returned to campus just before the start of preseason camp ... Member of the kickoff return and kickoff coverage teams ... Had his first catch of the season on a 13-yard reception vs. Utah State (9/16) ... On the field for 203 snaps with a game-high 29 vs. Utah State ... Had three tackles, all on special teams, in the Belk Bowl.

### 2016 (Redshirt Freshman)

Played in all 12 regular season games at wide receiver and on special teams ... Was in on 258 plays on the year including a high of 43 in the season-opener vs. Tulane ... Had a 13-yard reception vs. Delaware and a 14-yard catch at Florida State ... Had four tackles on the year including three on special teams ... Earned his first varsity letter.

### 2015 (True Freshman)

Redshirted.

### High School

Team captain as a senior ... Rated as a three-star recruit by

247, ESPN, Rivals and Scout ... Ranked the No. 58 wide receiver in the country by Rivals ... Selected all-state twice and all-Dade County twice ... Selected to play in the Nike North South All-Star game as well as the O/D All-American Bowl ... Team finished 14-0 and was crowned state champs in 2013 and district champs in 2012 and 2014 ... Finished high school career with 80 receptions, 19 touchdowns, and 1,609 yards ... Coached by Mike Tunsil.

### Personal

Son of Latrebah Dixson and Steve Claude ... Born Nov. 21, 1996.

## Matt COLBURN II 22

**RB ■ Sr. ■ 5-10 ■ 200**  
Irmo, S.C.  
Dutch Fork



Enters his senior year needing 231 rushing yards for 2,000 in his career and would be just the 12th Deacon to surpass that milestone ... Enters 2018 with a string of 340 consecutive carries without a fumble ... Only career fumble was at Boston College (10/10/15) ... Has six career 100-yard games following 2017 season.

### 2017 (Junior)

Led the team in rushing with 904 yards ... Tied for the team lead with two rushes of over 50 yards ... One of five players in the ACC with a 200-yard rushing game in 2017 ... Sixth in the ACC with four 100-yard rushing games ... Named to ESPN's All-ACC Bowl team ... Named to the All-American All-Bowl first team by Max Emfinger ... Set Wake Forest bowl record with 150 yards rushing in the Belk Bowl vs. Texas A&M ... Ripped off a 66-yard run for the longest run in Deacon bowl history ... Scored the game-winning touchdown on a 1-yard run with 2:16 to play in the game ... Had 42 yards on 10 carries vs. Duke (11/25) ... Carried 12 times for 38 yards and a touchdown in a start vs. NC State (11/18) ... Posted a career-high 237 yards on career-high 31 carries at Syracuse (11/11) ... Broke off a 76-yard run for Wake Forest's final touchdown against the Orange, the 16th-longest run in school history ... Posted a second consecutive 100-yard rushing game with 120 yards on 20 carries at Notre Dame (11/4) ... Added a 24-yard TD run vs. the Fighting Irish ... Career-best 134 yards rushing on 24 carries in win over Louisville (10/28) ... Carried the ball on 10 straight plays during a clock-eating 7:15 drive in the fourth quarter vs. Louisville ... Had five carries for 13 yards and a 7-yard touchdown run against Florida State (9/30) ... Career-high four receptions vs. FSU for 28 yards ... Had 10 carries for 74 yards and a 1-yard touchdown run against Utah State (9/16).

### 2016 (Sophomore)

Led Wake Forest in rushing with 626 yards as a sophomore ... Made his first two career receptions vs. Tulane (9/1) ... Led the Deacons with 29 receiving yards that game ... Posted career-highs with 24 carries for 118 yards and a touchdown in a win vs. Delaware ... Cleared the 100-yard mark for the second game in a row with 103 yards on 29 carries ... It marked the most carries by a Deacon since 2005 ... He was the first Wake Forest RB with back-to-back 100-yard rushing games since 2011 ... On the field for 378 snaps in 2016 ... Had 10 or more carries in eight of 13 games ... Earned his second varsity letter.

### 2015 (Freshman)

Had a team-high 12 carries in the season-opener against Elon ... Rushed for 38 yards and scored his first college touchdown on a 2-yard second quarter run ... Led the team in rushing against Florida State with 51 yards on 11 carries ... Earned three consecutive starts against Army West Point, Indiana and Florida State ... Returned three kickoffs for 45 yards against the Tar Heels.

## High School

Named South Carolina's Mr. Football for 2014 ... Rushed 172 times for 1,705 yards and 24 touchdowns as a senior ... Named offensive MVP of the Shrine Bowl of the Carolinas ... Helped the Silver Foxes reach the state 4-A championship game in three consecutive years, winning the state title in 2013 ... First Team all-state pick and All-Midlands ... Coached by Tom Knotts ... Set school record with 2,448 rushing yards on 328 carries as a junior along with 40 touchdowns, 418 receiving yards and two touchdown receptions ... Chosen the state's 4-A Division I Player of the Year in 2013 ... Set school records for rushing yards in a season and touchdowns in a career.

## Personal

Son of Matthew, Sr. and Tironza Colburn ... Born July 27, 1997.

### COLBURN'S CAREER RUSHING STATS

	G-GS	Car	Yds	Avg	TD	Lg/Opponent
2015	10-3	66	239	3.6	1	21/Indiana
2016	13-3	151	626	4.1	2	29/at Duke
2017	13-7	166	904	5.4	7	76/at Syracuse
Career	36-13	383	1,769	4.6	10	76/at Syracuse

### COLBURN'S CAREER RECEIVING STATS

	G-GS	Rec	Yds	Avg	TD	Lg/Opponent
2015	10-3	0	0	0	0	--
2016	13-3	13	143	11.0	0	21/vs. Temple
2017	13-7	11	67	6.1	0	21/Florida State
Career	36-13	24	210	8.8	0	21/twice

## Thomas COLE

# 87



**TE • R-So. • 6-5 • 245**

Wellsburg, W.V.  
Brooke

## 2017 (Redshirt Freshman)

Played in 31 plays on the year, including a season-high 20 vs. Presbyterian (8/31).

## 2016 (True Freshman)

Redshirted ... Named Offensive Scout Team Player of the Week following the Syracuse game.

## High School

Team captain and two-time team MVP at Brooke High ... Named to the 2015 American Family Insurance All-USA West Virginia team ... Considered one of the top five players in West Virginia ... First Team AAA all-state in 2015 as a punter and Second Team in 2014 as a wide receiver ... Had 77 receptions for 936 yards and nine touchdowns as a senior ... Also made 46 tackles and eight tackles for loss as a defensive end ... Had a 44-yard TD run and a 29-yard fumble recovery for a score against Hurricane ... Posted an outstanding junior year where he caught 58 passes for 819 yards and seven scores for the Bruins ... Had 186 career receptions for over 2,500 yards and 30 touchdowns as a prep ... Played for coach Mac McLean ... Also a standout in basketball where he averaged double figures in points and rebounds ... Was First Team All-Ohio Valley Athletic Conference in both football and basketball in 2014 ... Nominee for McDonald's All-American in basketball ... Earned all-state honors in basketball as well.

## Personal

Son of the late Dawn Cole ... Born Dec. 2, 1997 ... Member of the National Honor Society.

## Matthew CONSIDINE

# 18



**QB • R-Fr. • 6-6 • 210**

St. Augustine, Fla.  
St. Joseph Academy

## 2017 (True Freshman)

Redshirted ... Named to the ACC Academic Honor Roll.

## High School

Four-year varsity player and team captain at Saint Joseph Academy ... Went 17-2 as the starting QB for the Flashes and led the team to a 10-0 record in 2015 ... Threw for 2,281 yards and 26 touchdowns during his career ... Played for Coach Matt Olsenevich.

## Personal

Son of Tracy and Katherine Considine ... Born Nov. 8, 1998 ... Graduated No. 2 in his class with a 4.64 GPA.

## Coby DAVIS

# 20



**DB • So. • 5-11 • 190**

Upper Marlboro, Md.  
Maret School

## 2017 (Freshman)

Part of Wake Forest's nickel package ... Saw more playing time at safety as the year progressed ... Earned his first varsity letter ... Had a pass break-up at Syracuse (11/11) ... Had a pass break-up at Appalachian State (9/23) ... Season-best three tackles vs. NC State (11/18) and in the Belk Bowl (12/29) ... Seven of his 10 tackles on the season came in the last three games ... On the field for 336 snaps on the year including a season-high 61 at Syracuse (11/11) ... Named to the ACC Academic Honor Roll ... Earned his first varsity letter.

## High School

Team captain ... A three-star prospect by 247 ... Considered the No. 11 recruit in D.C. in 2016 ... Four-time All-Mid-Atlantic Conference selection at defensive back ... First Team All-USA Today for the District of Columbia ... Second Team All-Met pick in 2016 by the Washington Post ... Member of the Elite 100 and a finalist for Team Maryland ... Four-year letterman for coach Mike Engelberg ... Helped the Frogs win one Mid-Atlantic Conference championship and one DCSAA title (2016) ... Returned the opening kickoff 96 yards for a touchdown in the DC State Athletic Association Class A championship game ... Team finished the year 12-0 ... Had six interceptions and totaled 15 touchdowns as a two-way player in 2015 ... Also a double-digit scorer in basketball and high jumper in track.

## Personal

Son of Niki and Ross Allen ... Born Dec. 19, 1998.

## DeAndre' DELANEY

# 29



**RB • R-So. • 6-3 • 200**

Morristown, Tenn.  
Morristown West

Expected to move to running back in 2018 after spending the last two years on defense.

## 2017 (Redshirt Freshman)

Did not see any game action.

## 2016 (True Freshman)

Redshirted ... Named the Defensive Scout Team player of the Week following the Delaware game.

## High School

Team captain at Morristown West High ... An outstanding high school running back who initially transitioned to defense with the Demon Deacons ... First Team 5-A all-state by the Tennessee Sports Writers association ... Is the all-time leading rusher at Morristown West with 4,260 career yards ... Rushed for 1,863 yards and 22 touchdowns as a senior while collecting 377 receiving yards and three scores ... Named the Citizen Tribune's All-Lakeway Area Player of the Year ... Scored 26 total touchdowns for the Trojans ... Helped the Trojans reach the state quarterfinals in Class 5-A ... Saw action at OLB where he had 13 tackles, a tackle for loss and a sack in 2015 ... Named the East Offensive MVP in the Toyota East-West All-Star Classic in Cookeville, Tenn ... Scored the first touchdown of the game with a 23-yard run ... Finished the game with 12 carries for 69 yards ... Named the USA Today Offensive Player of the Week after rushing for 218 yards and five touchdowns against Seymour ... Rushed for 270 yards and three touchdowns in the City Championship win over Morristown East ... Helped the Trojans to the third round of the state playoffs ... Played for Coach Lamar Brown ... Ran for nearly 1,300 yards as a junior.

## Personal

Son of Daryl and Tricia Delaney ... Born Feb. 6, 1998.

## Ken DICKS III

# 10



**DB • Fr. • 6-0 • 200**

Cumming, Ga.  
Lambert

## High School

Consensus three-star athlete rated the 68th-top prospect in Georgia and the No. 51 defensive end in the nation by ESPN ... Was the MVP of Nike's The Opening in Charlotte and posted the second-highest SPARQ score in the country ... Played for Coach Louis Daniel ... Three-year letterman ... Preseason Class 7A all-state selection as a senior ... Recorded 79 tackles, seven interceptions and 13 pass break-ups ... Second Team All-Region 5-7A as a defensive back ... Helped the Longhorns to the Region 5-7A championship during his junior season ... Collected 38 tackles, nine pass break-ups, and tied for team lead with five interceptions ... Had 18 kick returns for 426 yards ... Second Team All-Forsyth County ... First Team Region 5-7A as a junior ... Played in the Texas vs. The World All-Star game and was named defensive MVP ... Playing offense, had 204 rushing yards on 37 carries in four games as a sophomore.

## Personal

Son of Monica and Kenneth Dicks, Jr. ... Born Sept. 27, 1998.

## Dayton DIEMEL

# 52



**LS • Jr. • 5-10 • 225**

Hudson, Wis.  
Hudson

## 2017 (Sophomore)

Starting long-snapper in all 13 games in 2017 ... Made a career-high two tackles at Clemson (10/7) ... Had four tackles on the season ... On the field for 152 snaps including 71 punts, 56 PATs and 25 field goal attempts ... Was perfect on every long snap ... Named to the ACC Academic Honor Roll.

## 2016 (Freshman)

Walk-on who joined the team during preseason camp in 2016

... Did not see action through the first six games ... Thrust into the line-up at Florida State (10/15) ... Took over the long-snap duties in the second quarter and finished the game ... Handled all punt, field goal and PAT snaps over the last six games ... Tied the school bowl game record with one fumble recovery against Temple in the Military Bowl.

### High School

Three-year letterman as a running back and long snapper at Hudson High ... Helped the Raiders to the state semifinals in 2013 and the quarterfinals in 2014 ... Played for coach Adam Knowles ... Twice earned all-conference honors at running back ... Three-time academic all-conference selection ... Rushed for over 2,000 yards during his career including 25 touchdowns ... Three-year starter at long snapper.

### Personal

Son of Dave and Nancy Diemel ... Graduated in the top four percent of his class ... Born Aug. 18, 1997.

## Maguire DILENGE

# 83



**WR ■ Fr. ■ 5-7 ■ 150**  
Washington, D.C.  
Gonzaga

### High School

2018 graduate of Gonzaga College High School in Washington, D.C. ... Played for Coach Randy Trivers ... Helped the Eagles to four straight playoff appearances and 27-9 record over his final three seasons ... Honorable mention All-WCAC as a senior with 23 receptions for 350 yards and four touchdowns ... Team captain in lacrosse ... Was a US Lacrosse Academic All-American in 2018 and a National Football Foundation Regional Scholar Athlete.

### Personal

Son of Tom and Linda DiLenge ... Born Jan. 20, 2000 ... Recipient of Gonzaga's Presidential Scholarship all four years.

## Greg DORTCH

# 3



**WR ■ R-So. ■ 5-9 ■ 170**  
Richmond, Va.  
Highland Springs

Named preseason First Team All-ACC by Athlon ... Third Team as a punt returner.

### 2017 (Redshirt Sophomore)

Freshman All-American by USA Today ... Named Second Team All-ACC as an all-purpose back and honorable mention as a return specialist ... Runner-up to Boston College's A.J. Dillon as the ACC Rookie of the Year ... Earned three ACC Player of the Week awards, two as the Rookie of the Week and one as Receiver of the Week ... Tied for the team lead in receptions with 53 ... Team leader in receiving yards (722) and touchdown receptions (9) ... Led team with 18 kickoff returns, 20 punt returns and 1,290 all-purpose yards ... Set school freshman record for most punt return yards in a game with 76 vs. Presbyterian (8/31) ... Set school records for TD receptions in a game with four vs. Louisville (10/28), all-purpose yards per game with 161.6, and punt returns in a season by a red-shirt freshman (20) ... Set school redshirt freshman records for all-purpose yards (1,290), receiving yards (722) and touchdown receptions (9) ... Owns freshman records for receptions (10) and touchdown receptions in a game (4) vs. Louisville, most all-purpose yards (258) vs. Georgia Tech and most punt return yards (76) vs. Presbyterian ... His 1,270 total offense yards were the seventh-most in the ACC ... His 161.2 yards

per game would have led the league but he was not eligible because he didn't play in enough games ... Had 100 or more all-purpose yards in six of eight games including the last four ... Topped 200 yards of APR vs. Georgia Tech (258) and Louisville (216) ... Caught two TD passes in the season-opener against Presbyterian (8/31) ... Returned four punts for 76 yards, marking the most punt returns by a freshman in school history ... Became the first player in school history with two TD receptions in their first game ... Became the first freshman in school history with a touchdown reception in each of his first four career games ... Led Wake Forest with six receptions for 56 yards and a touchdown at Boston College (9/9) ... Had four receptions for 68 yards and a touchdown against Utah State (9/16) ... Marked his fourth-straight game with a TD catch with a 10-yard reception from Wolford against Appalachian State (9/23) ... Led the team in receptions and all-purpose yards (98) vs. the Mountaineers ... Had 196 all-purpose yards vs. Florida State (9/30) ... Had 10 receptions for 110 yards, four carries for seven yards, four punt returns for 48 yards and a pair of kickoff returns for 31 yards ... Seven of his 10 catches went for first downs ... Named the ACC Rookie of the Week following the Florida State game ... Also picked up ACC Offensive Freshman of the Week honors from Athlon ... Posted one of the top 10 all-purpose yard games in school history against Georgia Tech (10/21) ... Had career-high 125 yards receiving on eight catches ... Returned five kickoffs for 123 yards and had two punt returns for 10 yards ... Totaled 258 all-purpose yards ... Led the team with five receptions for 78 yards at Clemson (10/7) including a long reception of 43 yards ... Team leader with 158 all-purpose yards vs. the Tigers ... Named to the midseason All-ACC team by ESPN (Oct. 10) ... Had outstanding game against Louisville (10/28) with 10 receptions for 167 yards and school record four TD catches ... Named ACC Receiver of the Week and Rookie of the Week ... Had 216 all-purpose yards including 50 kickoff return yards ... Suffered season-ending abdominal injury during the game and underwent surgery that night ... Named to the Paul Hornung Honor Roll ... Received a helmet sticker from ESPN's College Football Final for his efforts against Louisville ... At the time of his injury, led all freshmen in the nation in receptions (53), touchdown receptions (9), receiving yards (722) and receiving yards per game (90.2) ... One of only four players nationally to catch four TD passes in a game in 2017 and the only freshman ... His nine touchdown catches were the second-most ever by an ACC freshman behind only Clemson's Sammy Watkins who had 12 in 2011 ... Tied for fifth in the ACC with three 100-yard receiving games ... Had the 11th-most receptions and 10th-most receiving yards by a freshman in ACC history ... Became the first Wake Forest player with 200 or more all-purpose yards in consecutive games since Billy Ray Barnes in 1956 ... First Deacon to eclipse 1,000 all-purpose yards since Chris Givens in 2011.

### 2016 (True Freshman)

Redshirted ... Scout team quarterback week of Army game.

### High School

Team captain and Virginia 5-A Player of the Year in 2015 ... Added Richmond All-Metro Player of the Year honors from the Richmond Times-Dispatch ... Named All-Metro Richmond in 2014 ... First Team All-Region 5-A South at both wide receiver and kick returner ... 5-A South Region and Conference 12 Player of the Year ... Ranked No. 49 on the Roanoke Times list of top 100 players in Virginia ... Three-star athlete by ESPN and Rivals and considered one of the top 50 players in Virginia by the Roanoke Times ... Helped the Springers win the Virginia 5-A state championship in 2015 ... Scored on a 66-yard run in the title game win over Stone Bridge while adding an interception ... Finished the year 14-1 ... Had 55 receptions for 1,029 yards and 10 touchdowns as a senior ... Had nine receptions for 134 yards and two touchdowns to go with a 63-yard kickoff return in a state semifinal win over Indian River ... As a junior, caught 44 passes for 914 yards and 16 touchdowns ... Played in the Virginia High School Coaches Association All-Star game ... Coached by Loren Johnson ... Versatile athlete who saw

action at cornerback, wide receiver, kick returner and holder.

### Personal

Son of Greg Dortch and Loretta Towns ... Born May 29, 1998 ... Cousin of former Iowa running back Jordan Canzeri.

### DORTCH'S CAREER RECEIVING STATS

	G-GS	Rec	Yds	Avg	TD	Lg/Opponent
2017	8-6	53	722	13.6	9	52/Louisville
Career	8-6	53	722	13.6	9	52/Louisville

## Will DRAWDY

# 34



**RB ■ R-Fr. ■ 6-0 ■ 190**  
Easley, S.C.  
Easley

### 2017 (True Freshman)

Redshirted.

### High School

Helped lead Easley High to the 2016 state playoffs ... Earned First Team all-region ... Finished second in the state in rushing with 1,099 yards ... Named the Easley Offensive Player of the Year.

### Personal

Son of Jack and Tonya Drawdy ... Grandfather played football at Wofford College in the late 1950s ... Member of the National Honor Society ... Born Aug. 2, 1999.

## Ian DRISCOLL

# 81



**WR ■ R-Fr. ■ 5-10 ■ 175**  
Garden City, N.Y.  
Holderness School

### 2017 (True Freshman)

Redshirted ... Named to the ACC Academic Honor Roll.

### High School

High school quarterback who transitioned to wide receiver at Wake Forest ... Played at Kellenberg Memorial in 2015 and did a post-graduate year at Holderness School in 2016 ... Lettered three years in both football and lacrosse and earned a basketball letter ... Named All-New England Evergreen Conference ... Played for Coach Duane Ford and Jordan Graham ... Threw for over 1,000 yards and six touchdowns at Holderness School ... Helped team to 2016 state lacrosse championship game.

### Personal

Son of Leo and Nancy Driscoll ... Older brother, Kyle, was a quarterback for Wake Forest ... Four-year member of the Honor Roll at Kellenberg ... Born Aug. 7, 1998.

## Mike EDWARDS

# 77



**OL ■ Fr. ■ 6-6 ■ 325**  
Hope Mills, N.C.  
South View

### High School

Rated the No. 218 recruit in the country on 247Sports ... Four-star recruit ... Team captain ... Rated the No. 28 recruit in North Carolina and the 53rd-best tackle nationally ... Played for Coach Rodney Brewington ... Three-year starter at left tackle ... First Team all-state by the Associated Press as a senior ... Helped

the Tigers to a 9-4 record and the second round of the state playoffs ... Named to the Shrine Bowl of the Carolinas All-Star game ... Saw action at offensive guard and left tackle ... Also played defensive tackle ... As a junior, named First Team All-Mid-South 4-A Conference and All-Cape Fear Region ... Won the conference heavyweight wrestling title as a sophomore.

**Personal**

Son of Sylvia McMillan ... Born Nov. 10, 1998 ... Was playing the trombone in the band before being invited to tryout for football ... Owns his high school's record in the power clean.

**Darren FORD**

**11**



**PK ■ Grad. ■ 6-2 ■ 210**  
Howell, Mich.  
Howell/Hope College

**Prior to Wake Forest**

Ford joins the Demon Deacons as a graduate transfer after graduating from Division III Hope College in Holland, Mich ... Was a three-year starter and helped the Flying Dutchmen to an 8-2 record in 2017 and second place finish in the Michigan Intercollegiate Athletic Association standings ... Converted 25 of 38 field goals and 99 PATs in his career ... Was the starting punter at Hope in each of the last two years, averaging 40 yards per punt ... Also handled kickoffs for each of his three seasons ... Will earn his master's in sustainability.

**High School**

Was an all-state and all-conference selection in high school as well as First Team all-county ... Played quarterback in high school and set school records for completions and completion percentage ... Held high school records for touchbacks on kickoffs and punting average as well.

**Personal**

Son of Jill and Brian Ford ... Born Sept. 8, 1995.

**Augustus FORTUNE**

**99**



**LB ■ R-So. ■ 6-0 ■ 215**  
Knoxville, Tenn.  
Knoxville Catholic

**2017 (Redshirt Freshman)**

Did not see any game action ... Named to the ACC Academic Honor Roll.

**2016 (True Freshman)**

Redshirted ... Named Special Teams Scout Team Player of the Week following the win over Delaware.

**High School**

Team captain and three-year starter at linebacker at Knoxville Catholic ... Set school records for tackles in a game (28), season (191) and career (381) ... Helped the Fighting Irish to three state playoff appearances including a state championship in 2015 ... Played for Coach Steve Matthews ... Earned all-district and First Team All-KIL as a senior while adding All-Academic honors from the National Football Foundation ... Selected to the Toyota East-West All-Star game ... Collected 31 tackles for loss in 2015 ... Also a letterman in baseball.

**Personal**

Son of Chris Fortune and Kathleen Christie ... Born Aug. 28, 1997.

**Royce FRANCIS**

**97**



**DL ■ Fr. ■ 6-3 ■ 245**  
Powder Springs, Ga.  
Allatoona

**High School**


Team captain ... Consensus three-star athlete ... Rated the No. 81 prospect in the state by ESPN and the No. 62 strong defensive end nationally by 247 ... Played for Coach Gary Varner ... Two-time all-region and All-Cobb County selection ... Closed his career with 184 career tackles, 18 sacks and five forced fumbles ... Is the Buccaneers' career sack leader ... First Team all-state Class 6-A as a senior ... Named the Region 6-6A Defensive Player of the Year ... Named all-state ... Helped the club to a 9-4 record and the quarterfinal round of the state playoffs ... Blocked two field goals in a game as a senior ... Member of the Marietta Daily Journal's Dynamite Dozen ... Had 8.5 sacks as a junior to go with 80 tackles, and seven tackles for loss as Allatoona won the Region 6-5A championship during junior season ... Helped Allatoona to the 5A state championship as a sophomore.

**Personal**

Son of Maleyne and Rico Francis ... Born Mary 26, 2000 ... Father played football at Vanderbilt ... Brother, Carter, plays football at Gardner-Webb.

**Jack FREUDENTHAL**

**86**



**TE ■ R-Jr. ■ 6-3 ■ 235**  
Richmond, Va.  
Trinity Episcopal

**2017 (Redshirt Sophomore)**

Played on kickoff return, kickoff coverage, punt and field goal/PAT units ... Had a career-high three tackles, all on special teams, at Boston College (9/9) ... Caught his first career pass against Clemson (10/7), gaining 26 yards on the reception from Kendall Hinton ... Career-high two receptions for 16 yards vs. Notre Dame (11/4) ... Scored his first career touchdown on an 11-yard pass from John Wolford vs. the Fighting Irish ... On the field for 443 snaps on the season including season-best 54 at Notre Dame ... Recorded nine tackles on the season.

**2016 (Redshirt Freshman)**

Played on kickoff return, kickoff coverage and punt return teams throughout the season ... Saw action from the LOS vs. Florida State (10/15) ... On the field for 100 plays during the season with a high of 16 vs. Clemson ... Earned his first varsity letter.

**2015 (True Freshman)**

Redshirted.

**High School**

Played multiple positions at Trinity Episcopal ... Helped the Titans to the VISAA Division II Private School state championship in 2014 ... First Team all-state on both offense and defense ... Second Team All-Metro as a senior ... Named to the South Team for the Big River Rivalry All-Star game as a tight end ... Played for Coach Sam Mickens ... Scored all three touchdowns in the state championship game victory over St. Anne's-Belfield ... Rushed for 122 yards and had 70 receiving yards in the title game ... Had 45 receptions, over 1,000 yards receiving and 22 touchdowns as a senior

**Personal**

Son of Kevin and Carolyn Freudenthal ... Born March 26, 1997.

**Jake GALLI**

**57**



**LB ■ Fr. ■ 6-0 ■ 200**  
Washington, D.C.  
Gonzaga

**High School**

A 2018 graduate of Gonzaga College High School in Arlington, VA ... Served as team captain while playing for Coach Randy Trivers ... Helped the Eagles to an 8-4 record and runner-up in the Washington Catholic in 2017 ... Defensive MVP as a senior ... Recorded 84 tackles, 7.5 tackles for loss and two sacks in 2017 ... Two-time Second Team all-conference pick ... Honorable mention All-Met by the Washington Post as a senior ... Played on four USA Football International teams from 2015-2018.

**Personal**

Son of Tom and Cincy Galli ... Born Jan. 29, 2000 ... Member of the National Honor Society and the National Society of High School Scholars.

**Nathan GILLIAM**

**71**



**OL ■ R-Jr. ■ 6-5 ■ 290**  
Knoxville, Tenn.  
Farragut

**2017 (Redshirt Sophomore)**

Started two games in 2017 ... Started at guard vs. Appalachian State (9/23) and at Georgia Tech (10/21) ... Saw extensive time against Louisville (10/28) ... Played 567 snaps including a season-best 90 vs. Utah State (9/16) ... Earned his second varsity letter.

**2016 (Redshirt Freshman)**

Played in 10 games as a redshirt freshman ... Made his first career start vs. Louisville ... On the field for 80 snaps against the Cardinals ... Saw action on 206 plays during the season including 67 vs. Delaware ... Graded out at 100 percent vs. Indiana ... Earned his first varsity letter.

**2015 (True Freshman)**

Redshirted.

**High School**

Team captain as a senior ... Rated as a three-star recruit by 247, ESPN, Rivals and Scout ... Named First Team all-state in Class 6A in 2014 by the Tennessee Sports Writers Association ... Named All-District 4AAA and the district's lineman of the year ... All-Knoxville Interscholastic League honoree ... First Team All-PrepXtra ... Played in the Toyota East-West All-Star game following his senior season ... Coached by Eddie Courtney.

**Personal**

Son of David and Michelle Gilliam ... Born July 6, 1997 ... Brother, Jacob, was a starting offensive lineman at Tennessee in 2014 ... Attended the same high school as former Deacon great and NFL player Tyson Clabo.

## Cameron GLENN

2



**DB • R-Sr. • 6-1 • 200**  
Stone Mountain, Ga.  
Stephenson

Elected a team captain for 2018 ... Named preseason Third Team All-ACC by Athlon.

### 2017 (Redshirt Junior)

Finished 13th in the ACC in tackles per game with 7.5 ... Third on the team in total snaps with 1,060 in 2017 ... Started all 13 games and earned his third varsity letter ... Led the team in tackles in four games ... Had 10 tackles and a half TFL vs. Texas A&M in the Belk Bowl ... Second on the team with nine tackles against Duke (11/25) ... Added a pair of tackles for loss, a QBH and a PBU ... Had a team-high 11 tackles vs. NC State (11/18) ... Team-high 13 tackles at Notre Dame (11/4) ... Led the team with a then-career-high 11 tackles at Clemson (10/7) ... Had five tackles and an interception and 16-yard return vs. Appalachian State (9/23) ... Named ACC Defensive Back of the Week on Sept. 18 following his five-tackle, one interception game against Utah State (9/16) ... Intercepted his pass on USU's first drive of the game and returned it for a touchdown though the score was nullified by a penalty ... Collected an interception to go with seven tackles, a forced fumble and two pass break-ups at Boston College (9/9).

### 2016 (Redshirt Sophomore)

Tied for ninth on the team with 35 tackles as a redshirt sophomore ... Tied a school record with an 83-yard fumble return for a touchdown vs. Syracuse ... Missed the Indiana game with an injury ... Forced a fumble vs. Army (10/29) and recovered a fumble vs. Virginia (11/5) ... Had an interception and 41-yard return vs. Virginia that set-up a game-tying field goal ... Finished the season eighth in the nation in fumble recoveries with three (12/29) ... Led the ACC in fumbles recovered in league games with three in six contests ... on the field for 378 snaps on the year including a season-best 66 against Boston College ... Played 25 or more snaps in eight games ... Missed four contests due to injury ... Earned his second varsity letter.

### 2015 (Redshirt Freshman)

Finished seventh on the team with 38 tackles ... Career-high 10 stops vs. Indiana (9/26) ... Played season-best 63 snaps vs. Indiana and tied for the team lead with five tackles including four solos ... Also led the club in tackles vs. Florida State ... Member of the kickoff and kickoff return teams ... Missed the UNC and NC State games due to injury.

### 2014 (True Freshman)

Redshirted the season.

### High School

Rated the No. 29 safety by ESPN ... First Team All-DeKalb County ... Recorded 92 tackles (50 solo, 42 assist), 8 tackles for loss and five interceptions ... As a junior, made 62 tackles including 37 solos and 25 assists ... Added three interceptions and six pass break-ups ... Had a pair of interceptions and three pass break-ups in a win over M.L. King ... Helped the Jaguars to the third round of the Georgia 5A playoffs in 2012 ... Named the team's most valuable defensive back in 2013 and team defensive MVP in 2012 ... Team captain ... Had an interception in the state playoffs against Flowery Branch ... Played for Coach Ron Gartrell ... Also competed in track ... Finished eighth in the state with a 20'10.5" long jump and in the 300 meter hurdles in 2013.

### Personal


Son of Carl and Cheryl Glenn ... Born March 12, 1996.

## GLENN'S CAREER DEFENSIVE STATS

	G-GS	S-A-Tot	TFL-Yds	Sk-Yds	Int-Yds	PBU	FF-FR
2015	10-0	24-14-38	0.5-2	0-0	1-0	1	0-0
2016	9-1	26-9-35	1.0-1	0-0	1-41	0	1-3
2017	13-13	65-33-98	3.5-12	0-0	2-16	7	1-0
Career	32-14	115-56-171	5.0-15	0-0	4-57	8	2-3

## Keegan GOOD

39



**DB • R-So. • 6-0 • 190**  
Pinehurst, N.C.  
Pinehurst

### 2017 (Redshirt Freshman)

Did not appear in any games ... Named to the ACC Academic Honor Roll.

### 2016 (True Freshman)

Redshirted.

### High School

Three-year letterman at Pinecrest who helped the Patriots to a 29-6 record over his last three seasons ... Team captain in football and lacrosse ... Was a two-time All-South Eastern Conference selection at defensive back for the Patriots ... Missed most of his senior season with an injury but had two interceptions in one contest ... Recorded 50 tackles and made three interceptions as a junior, returning one for a score ... Had 88 tackles and three picks as a sophomore ... MVP of lacrosse team ... Member of the National Honor Society.

### Personal

Son of William and Kathy Good ... Born Oct. 27, 1997.

## DeVonte GORDON

62



**OL • Fr. • 6-5 • 285**  
Washington, D.C.  
The Maret School

### High School

Team captain ... Consensus three-star athlete by Rivals, 247Sports and ESPN ... Rated the sixth-best player in Washington D.C. and the No. 51 offensive tackle nationally by 247Sports ... Suffered a severe ankle injury during his senior season ... Played for Coach Mike Engelberg ... A mobile player with a solid background in basketball ... Earned Second Team All-Met honors from the Washington Post along the offensive line and honorable mention on defense as a senior ... Twice named All-MAC ... All-Met preseason watch list ... Led The Maret School to a third place finish in the state as a senior ... Named to the USA Today D.C. First Team offensive unit ... As a junior, helped the Frogs to a 12-0 record and the DCSAA Class A Championship.

### Personal

Son of Darlene Gordon ... Born April 7, 2000 ... High school teammate of current Deacon Coby Davis.

## Malik GRATE

13



**DB • R-So. • 6-0 • 170**  
Pendleton, S.C.  
Pendleton

### 2017 (Redshirt Freshman)

Saw action in five games and played a season-best 14 snaps in the season-opener ... Made his collegiate debut at corner and

had a pair of tackles vs. Presbyterian (8/31) ... Named defensive scout team player of the week following the Appalachian State game ... On the field for 27 snaps.

### 2016 (True Freshman)

Redshirted as a wide receiver and transitioned to cornerback in the spring of 2017.

### High School

Team captain at Pendleton High ... A three-star athlete by ESPN and 247Sports ... Among the top 25 recruits in South Carolina by ESPN and 247Sports ... Considered the No. 18 recruit in South Carolina by the Charlotte Observer ... Named First Team 2-A all-state as a senior by High School Sports Report ... Played in the 2015 Shrine Bowl of the Carolinas ... Scored three touchdowns including a 60-yard punt return for a touchdown in a win over Blacksburg ... Helped the Bulldogs to an 8-3 record in 2015 ... Had 38 receptions for 284 yards and two touchdowns as a sophomore ... Played for Coach Paul Sutherland ... Participated in track for the Bulldogs where he ran the 100 and 400 meters and also competed in the high jump ... Earned track athlete of the year from the Anderson Independent-Mail in 2013 ... Won the 200 and 400 meters at state and finished second in the 100 ... Named all-area in track in 2014 ... Repeated with titles in the 200 and 400 as a junior while finishing second in the 100 meters and third in the long jump ... Owns six state championships in track.

### Personal

Son of Sherman and Regina Guyton and Rod Brown ... Born July 15, 1997 ... Member of the National Honor Society.

## Nasir GREER

37



**DB • Fr. • 6-0 • 195**  
Rex, Ga.  
Stockbridge

### High School

Enrolled at Wake Forest in January ... Team captain in high school ... Consensus three-star athlete by Rivals and 247Sports ... Ranked the 110th-best safety in the class of 2018 ... Played for Coach Kevin Whitley ... Honorable mention all-state Class 5-A as a senior ... Had 65 tackles, four interceptions and a pair of defensive touchdowns as a senior ... Named First Team All-Region 4-5A ... Selected as the Stockbridge Defensive Player of the Week after games against Lovejoy and Eagles Landing ... Helped the Tigers to the top seed in Region 4-5A ... Stockbridge went 12-1 and undefeated in the regular season ... Named First Team All-Region 4-5A during junior year ... Second Team All-Henry County as a junior by the Henry Herald ... Had 62 tackles as a junior in helping Stockbridge to a 13-1 record ... Recorded two interceptions and six pass break-ups ... Started every game as a junior for the Tigers en route to the class 5A final four ... Ruan track and competed in the 200m, 400m, 110m hurdles, 300m hurdles and triple jump.

### Personal

Son of Drina Williams ... Born Sept. 16, 1999 ... Honor Roll student.

## Tyriq HARDIMON

27



**DB • R-Fr. • 6-0 • 195**  
Marietta, Ga.  
Lassiter

### 2017 (True Freshman)

Redshirted ... Named to the ACC Academic Honor Roll.

## High School

Team captain ... Consensus three-star recruit ... Rated the No. 60 safety in the nation by Rivals ... Considered the No. 13 safety in Georgia by Scout ... Member of the Marietta Daily Journal Dynamite Dozen college prospects ... Earned First Team all-region, First Team all-county honors as a senior ... Had 50 tackles and one interception for the Trojans who went 6-5 and reached the first round of the 6-A state playoffs ... Had 60 tackles and an interception as a junior ... Four-year letterman for Coach Jep Irwin.

## Personal

Son of Cassandra and Edmund Hardimon ... Born Oct. 23, 1998.

## Sam HARTMAN 10



**QB • Fr. • 6-1 • 185**

Cornelius, N.C.  
Oceanside Collegiate (SC)

## High School

Enrolled at Wake Forest in January 2018 ... Team captain in high school ... Rated the No. 12 pro-style passer in the class of 2018 by 247Sports ... Consensus three-star athlete ... Was the MVP of the Shrine Bowl of the Carolinas All-Star game in December after passing for 218 yards and two touchdowns vs. North Carolina ... Played for Coach Chad Grier at both Oceanside Collegiate and Davidson Day ... Threw for 9,481 and 98 touchdowns in his prep career ... As a senior, had 3,093 yards passing and 29 touchdowns while rushing for nine scores in leading Oceanside Collegiate (Mt. Pleasant, SC) to a 7-3 record ... Named the Post and Courier Player of the Week and earned three Private School Player of the Week honors ... Had multiple games with six or more touchdown passes for the Landsharks ... As a junior and sophomore at Davidson Day, threw for 6,388 and 69 touchdowns ... First Team all-state as a junior ... Four-time Charlotte Observer Player of the Week ... Second Team all-area by the Charlotte Observer ... Had 3,733 yards passing and 45 touchdowns in 11 games with just six interceptions ... Had a 563-yard passing game that was the third-highest in county history behind only Will Grier and Chris Leak ... Completed 168 of 260 attempts for 2,655 yards and 24 touchdowns with just four interceptions in helping Davidson Day to the state championship.

## Personal

Son of Lisa and Dr. Mark Hartman ... Born July 29, 1999 ... Dean's List student ... High school teammate of current Deacons Cade Carney and Chase Monroe at Davidson Day ... Brother Joe plays basketball at Haverford College.

## Phil HAYNES 74



**OL • R-Sr. • 6-4 • 310**

Raleigh, N.C.  
Enloe

Elected a team captain for 2018 ... Named to 2018 preseason fourth team All-ACC by Athlon.

## 2017 (Redshirt Junior)

Named Third Team All-ACC ... Third Team All-ACC by Phil Steele ... Started 12 of 13 games as a redshirt junior and was on the field for 815 snaps ... Blocked for Wake Forest's record-setting offense that set school marks for total offense yards and points in a season ... The O-line reduced sacks allowed by 49 percent over 2016 ... Suffered an injury in the first half against Utah State (9/16) ... Missed the Appalachian State game but returned and started vs. Florida State (9/30)

... Left the Georgia Tech game (10/21) after 43 snaps due to a minor injury ... Nominated for ACC Offensive Lineman of the Week vs. Syracuse (11/11) ... Graded out at 93 percent vs. the Orange as the Deacons set a school record with 734 total offense yards ... Played 108 snaps in the Belk Bowl win over Texas A&M (12/29).

## 2016 (Redshirt Sophomore)

Starter at right guard in all 13 games in 2016 ... Was one of just two offensive linemen to start all 13 games along with Ryan Anderson ... Had the highest grade on the offensive line in the Military Bowl win over Temple ... Graded out second-best on the line against Army West Point, Louisville and Tulane ... Earned his second varsity letter ... On the field for 866 snaps, the third-most among offensive linemen ... Saw a season-high 85 snaps at Indiana ... Also topped 80 snaps against Delaware and Temple.

## 2015 (Redshirt Freshman)

Started at RT in his first college football game and had 78 snaps against Elon ... Started each of the first nine games at right tackle ... Had 713 total offensive snaps in 2015 ... Season-high 89 snaps vs. Florida State (10/3) ... Moved to guard during spring practice 2016.

## 2014 (True Freshman)

Redshirted.

## High School

Spent his first three seasons at North Raleigh Christian and his senior year at Virginia Episcopal School in Lynchburg ... Primarily a basketball player, he was a late comer to football ... Was a defensive end in high school ... Earned his degree from Raleigh Enloe High.

## Personal

Son of Betty Capers ... Born Oct. 19, 1995 ... Majoring in communication.

## Connor HEBBELER 95



**DE • R-Fr. • 6-2 • 250**

Franklin Lakes, N.J.  
Bergen Catholic

## 2017 (True Freshman)

Redshirted.

## High School

Three-year letterman in football at New Jersey powerhouse Bergen Catholic ... Earned honorable mention all-league honors ... Had 16 receptions for 190 yards and two touchdowns as a senior ... Recorded 22 tackles on defense ... Had the game-winning reception over archrival St. Joseph's in 2015.

## Personal

Son of Bob and Maureen Hebbeler ... Cousin of Tom Durkin who played football at the Air Force ... Born March 2, 1999 ... Member of the honor roll.

## Orlando HEGGS 78



**OL • Fr. • 6-3 • 300**

Jacksonville, Fla.  
The Bolles School

## High School

Team captain ... Rated the No. 92 offensive guard in the nation by 247Sports ... Three-star athlete by ESPN and 247Sports ... Played his final two seasons at The Bolles School ... Played for

legendary coach Corky Rogers in 2016 and Wayne Belger in 2017 ... Four-year starter ... First Team all-area and all-conference as a senior ... Aided the Bulldogs in going 8-3 in District 4-5A and reaching the state playoffs ... Named Bolles' offensive lineman of the year ... Invited to the Blue-Grey All-American game ... Helped the wrestling team to a second place district finish in 2017 ... Also excelled on the defensive line ... No. 30 on Jacksonville.com list of top recruits for 2018 ... Named Bolles' Homecoming King ... As a junior was part of Bolles' district champion and state runner-up team in Class 4A ... Honorable mention all-state by FloridaHSFootball.com ... As a sophomore was a starter at Atlantic Coast High before transferring to Bolles.

## Personal

Son of Orlando and Jacquelyn Higgs ... Born Feb. 17, 2000 ... His uncle, Alvin Higgs, played basketball at Texas and with the Houston Rockets.

## Amari HENDERSON 4



**DB • R-Jr. • 6-1 • 185**

Charlotte, N.C.  
Mallard Creek

## 2017 (Redshirt Sophomore)

Recorded 14 passes defended, tied for the ninth-most in a season in Deacon history ... Was fourth in the ACC in passes defended (11) in ACC games ... Had two tackles in the Belk Bowl but missed the second half due to injury ... Grabbed his second interception of the season against Duke (11/25) ... Had eight tackles vs. the Blue Devils ... Did not start but saw action against NC State (11/18), making five tackles and adding a PBU ... Did not start at Syracuse (11/11) but came on and played 56 snaps while making three tackles ... Suffered foot injury at Notre Dame (11/4) ... Six tackles and two PBU's vs. Louisville (10/28) ... Had an end zone pass break-up at Georgia Tech (10/21) ... Had a career-high nine tackles at Clemson (10/7) and added an interception of Kelly Bryant ... Made seven tackles with a tackle for loss and two pass break-ups vs. Florida State (9/30) ... Led the team with seven tackles, all solos, in win over Utah State (9/16) ... Registered four tackles and a pair of pass break-ups at Boston College (9/9).

## 2016 (Redshirt Freshman)

Recorded 20 tackles as a redshirt freshman, the second-most among Deacon corners ... Season-high four tackles vs. Syracuse and Temple ... Had a pass break-up at Duke (9/10) and two pass break-ups vs. Delaware ... Recorded three tackles and two PBU vs. Indiana (9/24) ... Had a key end zone interception at end of the first half vs. Syracuse (10/8) ... Added four tackles vs. the Orange ... Missed the Florida State game after suffering an injury in practice the week of the game ... Led the team in passes defended with 10 ... Had nine PBUs and an interception ... Finished 10th in the ACC in passes defended (0.91 per game) ... On the field for 645 snaps in 2016, the most among returning corners ... Earned his first varsity letter.

## 2015 (True Freshman)

Redshirted.

## High School

Team captain as a junior and senior ... A three-star recruit by 247, ESPN, and Scout ... Named AP First Team all-state in 2014 ... Named Charlotte Observer Defensive Player of the Year ... Named the Defensive MVP of the state title game ... Collected 25 tackles, 29 pass break-ups, and nine interceptions as a senior ... Had 16 interceptions, 58 pass break-ups, five sacks, six blocked field goals, & seven blocked punts during prep career ... Helped the Mavericks to the North Carolina 4AA state title in 2013 and again in 2014 with a win at BB&T Field ... Team posted a 15-1 mark in 2014 ... Coached by Mike Palmieri.

### Personal

Son of Dori Scott and Antez Henderson ... Born Sept. 8, 1997.

### HENDERSON'S CAREER DEFENSIVE STATS

	G-GS	S-A-Tot	TFL-Yds	Sk-Yds	Int-Yds	PBU	FF-FR
2016	10-8	13-7-20	0.0-0	0-0	1-0	10	0-1
2017	13-11	51-11-62	1.5-4	0-0	2-0	12	0-0
Career	23-19	64-18-82	1.5-4	0-0	3-0	22	0-1

## Justin HERRON

# 75



**OL ■ R-Sr. ■ 6-5 ■ 290**  
Silver Spring, Md.  
Bullis

Named preseason Third Team All-ACC by Athlon ... Enters his senior year with 37 career starts and could set school record for career starts by an OL as Steve Vallos (2003-06) had 48.

### 2017 (Redshirt Junior)

Named to the All-ACC Academic Football Team ... Named Third Team All-ACC ... Graded out at 93 percent vs. the Orange (11/11) as the Deacons set a school record with 734 total offense yards ... Blocked for Wake Forest's record-setting offense that set school marks for total offense yards and points in a season ... The O-line reduced sacks allowed by 49 percent over 2016 ... On the field for 987 snaps, tied for the most on the team among offensive linemen ... Helped Wake Forest's offense post five of the top 10 total offense marks in school history.

### 2016 (Redshirt Sophomore)

Started 12 games as a redshirt sophomore ... Missed the Delaware game after suffering an injury vs. Duke (9/10) ... On the field for an even 800 snaps in 2016 ... Tied for the highest offensive line grade against Duke ... Posted the second-highest grade against Florida State ... Academic All-ACC selection ... Third Team preseason All-ACC by Phil Steele.

### 2015 (Redshirt Freshman)

Made collegiate debut with start at LT vs. Elon (9/3) in the season-opener ... Started all 12 games at LT ... Led all offensive linemen with 841 snaps ... Had a season-high 83 snaps against Indiana (9/26) and Florida State (10/3) ... Came out on top in OL grading in the season finale at Duke (11/28).

### 2014 (True Freshman)

Redshirted.

### High School

A 2014 graduate of the Bullis School in Potomac, Md. ... Rated the No. 57 offensive tackle in the nation by Rivals ... A three-time All-Interstate Athletic Conference pick ... Named All-Montgomery County Gazette in 2012 and 2013 ... All-Sentinel team in 2012 ... Earned MVP honors at the Maryland Crab Bowl, an all-star game for Baltimore and Washington D.C. area players ... Helped the D.C. team to a 30-21 win over Baltimore ... Named First Team Washington Post All-MET ... First Team Private School All-State as a senior ... Played both offensive tackle and on the defensive line for the Bulldogs ... Team captain ... Played for Coach Pat Cilento ... Participated in the Big 33 Game ... Was strictly a basketball player until his freshman year of high school ... Played defensive exclusively as a sophomore before playing both offense and defense as a junior and senior ... Played the trumpet in the Jazz Ensemble and Concert Band at Bullis ... Also participated in basketball and baseball ... 2013 American Family Insurance All-Maryland First Team.

### Personal

Son of Reggie and Brigitte Herron ... Father, Reggie, and uncles, Larry Herron and Keith Herron, all played basketball at Villanova ... Born Nov. 27, 1995 ... Last name is pronounced "her-RON".

## Kendall HINTON

# 2



**QB ■ R-Jr. ■ 6-0 ■ 195**  
Durham, N.C.  
Southern Durham

### 2017 (Redshirt Sophomore)

Completed 7-of-8 passes for 124 yards and two touchdowns in relief performance vs. Presbyterian (8/31) ... Recorded his best single game QB efficiency rating vs. the Blue Hose at 300.20 ... Made his only start of the season at Clemson (10/7) and led the team in rushing with 92 yards on a career-high 24 carries ... Completed 14-of-30 passes for 203 yards and two touchdowns vs. the Tigers ... Completed 2-of-3 passes for 17 yards while rushing five times for 39 yards at Notre Dame (11/4) ... Saw one series of action vs. Duke (11/25) and rushed four times for 33 yards.

### 2016 (Sophomore)

Earned a redshirt season after suffering a knee injury in Week 3 vs. Delaware ... Was Wake Forest's leading rusher in the season-opener against Tulane with 24 yards and a touchdown ... Took over QB duties midway through second quarter at Duke (9/10) ... Became the first Deacon QB to lead his team to victory in his hometown since Riley Skinner beat Georgia Tech in the 2006 ACC Championship game in Jacksonville, Fla. ... Completed 6-of-11 passes for 133 yards vs. Duke while adding 63 rushing yards on 11 carries ... Rushed for 38 yards and a touchdown on six carries in the first quarter of the Delaware game before coming out with a knee injury ... was not able to return to the line-up.

### 2015 (Freshman)

Started twice on the season vs. Indiana and Florida State ... Made college debut against Elon (9/3) and completed 9 of 13 passes for 65 yards while rushing twice for 12 yards ... Came on in relief for an injured John Wolford against Army (9/19) and rushed for touchdowns of 15 and 7 yards ... Led the Deacons to a 17-14 win and became the first Deacon QB to rush for 100 yards in a game since 2004 ... Had 17 carries for 101 yards ... Named ACC Rookie of the Week after his performance against the Black Knights ... Added two rushing touchdowns the following week vs. Indiana (9/26) to become the first Deacon since 1993 to post consecutive multi-rushing TD games ... Missed the final game of the season vs. Duke (11/28) after being diagnosed with mononucleosis ... Set school record for most passing yards in first career start when he threw for 245 yards vs. Indiana ... His seven rushing touchdowns on the year were the fourth-most in a season by a Wake Forest QB.

### High School

Enrolled at Wake Forest in January, 2015 ... Team captain as a senior ... Rated as a three-star recruit by 247, ESPN, Rivals, and Scout ... Ranked as the No. 26 dual-threat quarterback in the country by Rivals ... Named 3-A Big Eight Conference Player of the Year as a junior and senior ... Named to the Raleigh News & Observer All-Metro team ... As a senior, led Southern Durham to a 13-1 record and the third round of the state playoffs ... Passed for 3,258 yards and 30 touchdowns while rushing for 835 yards as a senior ... Led Southern Durham to the 2013 3A state championship as a junior ... Earned all-conference honors in basketball as a junior ... Coached by Darius Robinson as a senior and Adrian Jones as a junior.

### Personal

Son of Kevin and Denene Hinton ... Born February 19, 1997.

### HINTON'S CAREER PASSING STATS

	G-GS	Cmp	Att	Pct	Yds	Int	TD	Lg/Opponent
2015	9-2	93	179	.520	929	5	4	78/Louisville
2016	3-1	11	19	.579	147	1	0	62/at Duke
2017	5-1	27	47	.574	399	0	4	43/at Clemson
Career	17-4	131	245	.535	1,475	6	8	78/Louisville

### HINTON'S CAREER RUSHING STATS

	G-GS	Att	Yds	Avg	TD	Lg/Opponent
2015	9-2	93	390	4.2	7	69/NC State
2016	3-1	25	125	5.0	2	32/at Duke
2017	5-1	46	190	4.1	1	37/at Clemson
Career	17-4	164	705	4.3	10	69/NC State

## Isaiah ISAAC

# 21



**WR ■ Fr. ■ 5-10 ■ 175**  
Buford, Ga.  
Buford

### High School

A three-star athlete by 247Sports ... Played his senior year at Buford High after transferring from Redlands, Calif. ... Played for Coach John Ford ... Scored 35 career touchdowns in 33 high school games ... Career totals of 2,200 receiving yards and 600 rushing yards ... As a senior had 32 receptions for 418 yards and four touchdowns at Buford High ... Caught six passes for 100 yards and a touchdown in the state playoff opening win over Paulding County ... Scored on a 59-yard reverse in a win over Gainesville-Johnson ... Helped lead the Wolves to an 11-2 record and the state semifinals ... Buford was the No. 1 seed in Region 8 ... As a sophomore, played at Citrus Valley in Redlands, Calif. where he was Second Team all-region ... Second Team all-region as a sophomore in 2015.

### Personal

Son of Ingrid and Walter Isaac ... Born Sept. 10, 1999 ... Mother is a high school track coach ... Member of the Academic Honor Roll ... Enjoys mentoring children ... Cousin of David Jones who was an All-American at Richmond and is with the New England Patriots.

## JaCorey JOHNS

# 41



**LB ■ Fr. ■ 6-4 ■ 225**  
Cartersville, Ga.  
Cartersville

### High School

A consensus three-star athlete by 247Sports, Rivals and ESPN ... Rated the No. 87 recruit in Georgia and the No. 48 inside linebacker nationally by 247Sports ... Played for Coach Joey King ... As a senior was named the state 4-A Player of the Year ... First Team all-state Class 4-A ... Region 5-4A Defensive Player of the Year ... Helped the Purple Hurricanes win the region championship and reach the second round of the state Class 4A playoffs ... Team leader in tackles and sacks ... Assisted Cartersville in winning the state championship as a junior.

### Personal

Son of Angela and Lamontra Johns ... Born April 10, 2000 ... Won the Renaissance Award for maintaining a high GPA ... Cousin of Latavious Murray who played at Central Florida and is currently a running back with the Minnesota Vikings.

**Davis JOHNSON 83**

**WR ■ R-So. ■ 5-11 ■ 180**  
 Alpharetta, Ga.  
 Milton



**2017 (Redshirt Freshman)**

Caught his first college pass, a 5-yarder from Jamie Newman, vs. Presbyterian ... Played 17 snaps vs. PC and added nine plays vs. Utah State ... Named to the ACC Academic Honor Roll.

**2016 (True Freshman)**

Redshirted.

**High School**

Three-year letterman at Milton High ... Played for Coach Howie DeCristofaro ... Helped the Eagles to the state quarterfinals in 2014 ... Also a member of the weightlifting team ... Led the team in receiving as a senior.

**Personal**

Son of David and Diane Johnson ... Member of Fellowship of Christian Athletes ... Has volunteered with the Miracle League and Samaritan's Feet ... Born March 25, 1998.

**Waydale JONES 80**

**WR ■ R-Fr. ■ 6-4 ■ 195**  
 Beeville, Texas  
 A.C. Jones



**2017 (True Freshman)**

Redshirted.

**High School**

Team captain ... A three-star prospect ranked among the top 150 wide receivers in the nation by Scout and 247 ... Considered the No. 28 WR in Texas ... First Team all-state Class 4A by the Associated Press ... Was unanimously selected MVP of District 15-4A ... Named First Team all-area by the Victoria, TX Advocate ... Named mySouTex.com offensive MVP as a senior ... Became the first player to win mySouTex.com MVP awards in two different sports as he was the basketball MVP in 2015-16 ... MaxPreps Second Team All-American selection ... Helped lead the Trojans to a 9-3 record and district and bi-district titles as a senior ... Broke every school receiving record in 2016 ... Was ranked in the top five nationally with 120 receptions, 1,979 yards and 30 touchdown catches ... Caught at least three touchdown passes in eight games as a senior ... Had a pair of four-TD games and four games of 200 or more receiving yards ... Had 11 receptions for 278 yards and three touchdowns in a win over Ingleside ... Over his final two seasons, caught 173 passes for 2,879 yards and 40 touchdowns ... Played for coach Jerry Bomar ... Was the Texas Region IV champion in the 200 meters and finished sixth at the state meet with a time of 22.21 in the spring of 2017.

**Personal**

Son of Skip and Debra Jones ... Born Dec. 14, 1998 ... Two-year member of the National Honor Society ... Academic All-State selection.

**Goran JOVANOVIC 66**

**OL ■ R-Fr. ■ 6-4 ■ 275**  
 Ashburn, Va.  
 Paul VI Catholic



**2017 (True Freshman)**

Redshirted.

**High School**


Lettered two seasons at Paul VI Catholic High School for Coach Joseph Sebastian ... Helped the Panthers to a pair of top 10 state finishes in the VISAA ... Earned Second Team all-state honors.

**Personal**

Son of Zlatko and Susan Jovanovic ... Born Oct. 5, 1999 ... Member of the National Latin Honor Society.

**Michael JURGENS 55**

**OL ■ Fr. ■ 6-4 ■ 280**  
 Gaithersburg, Md.  
 Damascus



**High School**

Enrolled at Wake Forest in January 2018 ... Team captain in high school ... Considered a three-star athlete by Rivals, ESPN and 247Sports ... Rated the No. 47 guard in the class of 2018 by ESPN and the No. 16 recruit in Maryland ... Part of three consecutive state championships under Coach Eric Wallich at Damascus High ... Three-year letterman ... Holds school record for most pancake blocks in a game with 12 ... Holds season (89) and career marks (169) for pancake blocks as well ... Invited to the Maryland Crab Bowl all-star game ... As a senior, named the MCPS Coaches 3A-2A Player of the Year ... First Team All-Met by the Washington Post ... Team rushed for 31 touchdowns and averaged 44 points per game en route to winning the 2A state championship ... Helped the Swarmin' Hornets set the county record for most consecutive wins ... Won every regular season game by a minimum of 24 points ... Never lost a varsity game in his career, going 42-0 ... As a junior, named team offensive lineman of the year while earning First Team All-Met and all-state ... Led Damascus to a 14-0 record and a 3A state championship ... Earned all-conference lacrosse honors as a defender ... Damascus was 14-0 and 3A state champions as a sophomore.

**Personal**

Son of Mary and Jay Jurgens ... Born Jan. 1, 2000 ... Played on a youth Super Bowl title team as a youngster ... Graduated with a 4.0 GPA and as an AP Scholar with Distinction ... Serves as a mentor/coach for a Special Olympics bocce ball team and works with youth with intellectual and developmental disabilities.

**Sulaiman KAMARA 90**

**DL ■ R-So. ■ 6-2 ■ 290**  
 Richmond, Va.  
 Hermitage



**2017 (Redshirt Freshman)**

Had a pair of tackles in his college debut vs. Presbyterian (8/31) ... Had two tackles and a tackle for loss at Syracuse (11/11) ... Had one tackle in the Belk Bowl (12/29) ... On the field for 275 snaps on the season ... Finished his freshman campaign with 12 tackles and three tackles for loss ... Season-high 47 plays at Syracuse ... Earned his first varsity letter.

**2016 (True Freshman)**

Redshirted.

**High School**

Team captain for the Hermitage Panthers ... Three-star recruit ranked among the top 15 players in Virginia by 247Sports, ESPN and Rivals ... Considered the No. 29 defensive tackle in the nation by Scout ... Ranked No. 14 on the Roanoke Times list of top 100 players in Virginia ... Member of the 2015 American Family Insurance All-USA Virginia Football Team ... First Team All-State VHSL Group 5-A ... Named Conference 11 Defensive Player of the Year in 2015 ... Rare four-year starter for the Panthers ... Had 85 tackles, 12 tackles for loss and four sacks as a senior ... Was also utilized as a fullback in goal-line situations ... Played in the Virginia High School Coaches Association All-Star game and the Offense-Defense All-American Bowl ... Named the Richmond Times-Dispatch Defensive Player of the Year as a junior ... Collected 108 total tackles and school record 18 tackles for loss with eight sacks ... Named the Region 5-A South and Conference 11 Defensive Player of the Year in 2014 ... Second Team all-state as a junior ... First Team All-Region 5-A South in 2013 ... Coached by Patrick Kane.

**Personal**

Native of Sierra Leone who immigrated to the United States when he was 3 ... Son of Zainab Fofanah Kamara ... Born Oct. 15, 1996.

**KAMARA'S CAREER DEFENSIVE STATS**

	G-GS	S-A-Tot	TFL-Yds	Sk-Yds	Int-Yds	PBU	FF-FR
2017	12-0	6-6-12	3-0-6	0-0	0-0	0	0-1
Career	12-0	6-6-12	3-0-6	0-0	0-0	0	0-1

**Zion KEITH 28**

**DB ■ Fr. ■ 6-1 ■ 185**  
 Florence, S.C.  
 Wilson



**High School**

Enrolled at Wake Forest in January 2018 ... Consensus three-star athlete rated as the No. 24 player in South Carolina by Rivals ... Rated as the No. 75 wide receiver nationally by ESPN ... Played in the Shrine Bowl of the Carolinas all-star game in December ... A lockdown defensive back who also played receiver for Coach Derek Howard ... As a senior was the Region 7-4A Athlete of the Year ... Had 59 receptions for 950 receiving yards and five touchdown catches as a senior ... Recorded 20 tackles and an interception on defense ... Caught the game-winning touchdown pass in overtime to win the Florence City Championship with a victory over West Florence ... Caught 16 passes for a school record 282 yards and a touchdown against North Myrtle Beach, including a 62-yard score ... Chosen as a defensive back for the Shrine Bowl though he played receiver most of the year ... Had seven catches for 106 yards vs. West Florence ... Caught eight passes for 197 vs. St. James including TD catches of 20 and 66 yards ... During his junior year he recorded five interceptions, 58 tackles and 20 pass break-ups as a junior ... Was an ABC-15 All-Zone selection ... As a sophomore, earned his second varsity letter, making Third Team all-region with 43 tackles and four interceptions.

**Personal**

Son of Samika Keith and Ricky Bacote ... Born on March 2, 2000 ... Honor Roll student ... Also played baseball and runs track.

## Demetrius KEMP

# 34



**LB • R-Sr. • 6-1 • 220**

Demopolis, Ala.  
Demopolis

### 2017 (Redshirt Junior)

Member of Wake Forest's Student-Athlete Advisory Committee ... Had three tackles vs. Presbyterian ... Played 49 snaps and led the club with two special team tackles vs. the Blue Hose ... Tied for the team lead with nine tackles against Appalachian State (9/23) ... Six tackles and a sack against Louisville (10/28) ... Four tackles and a forced fumble at Notre Dame (11/4) ... Made seven tackles, all solos, at Syracuse (11/11) ... Named ACC Linebacker of the Week following the NC State (11/18) game ... Had eight tackles (seven solo) and forced two fumbles including one at the goal line that would have tied the game ... Added a fumble recovery and a QBH ... Had an interception vs. Duke (11/25), the second of his career ... Made five tackles vs. Texas A&M in the Belk Bowl ... Tied for fourth in the ACC with three fumbles forced ... On the field for 957 plays in 2017, the third-most among returning defensive players.

### 2016 (Redshirt Sophomore)

Played in 10 of 13 games as a redshirt sophomore including five starts ... Saw action on the kickoff return and kickoff teams... Missed the Delaware, Indiana and NC State games after suffering an injury vs. Duke ... Returned to starting lineup vs. Syracuse (10/8) ... Three tackles, 1.5 TFL and a sack at Florida State (10/15) ... Forced a fumble on a punt return vs. Boston College (11/26) ... Deflected a pass vs. Temple that was then intercepted by Duke Ejiiofor ... Career-high eight tackles vs. Clemson ... Finished the year with 31 tackles, four tackles for loss and a sack ... Earned his second varsity letter ... Played 453 snaps on the year with a game-high 61 vs. Tulane.

### 2015 (Redshirt Freshman)

Played in all 12 games and recorded 18 tackles ... Season-high five tackles against Indiana (9/26) and North Carolina (10/17) ... Intercepted a pass against the Tar Heels and returned it seven yards ... Saw 338 snaps including season-best 56 vs. the Hoosiers.

### 2014 (True Freshman)

Redshirted the season.

### High School

A 2014 graduate of Demopolis (Ala.) High School ... Rated the No. 103 "athlete" in the nation by ESPN ... Named the Marengo County Player of the Year by the Demopolis Times ... Earned Honorable Mention All-State Class 5A as an athlete ... Pre-season Second Team Super All State by AlabamaVarsity.com ... First Team All-County by the Demopolis Times ... Versatile player who saw action at running back, receiver, safety and as a kick returner ... Compiled 1,567 all-purpose yards as a senior with 11 touchdowns ... Rushed 32 times for 363 yards and six touchdowns while catching 28 passes for 480 yards and three TDs ... Had 66 tackles and four interceptions as a safety for the Tigers, returning two for touchdowns ... Blocked three punts and a pair of PATs ... Helped Demopolis to a 7-4 record and the first round of the state playoffs ... Played in the Alabama-Mississippi All-Star Classic and helped Alabama to the win with a pair of touchdown receptions ... Made three receptions for 72 yards and caught the game-winning touchdown pass in the 21-17 victory ... Played for Coach Tom Causey ... Helped Demopolis to a 60-59 double OT win over Hillcrest with a 75-yard kickoff return, a fumble recovery, a rushing touchdown, a blocked PAT and a catch on the game-winning two-point conversion ... Rushed for three touchdowns in a win over Selma ... Had a 98-yard kickoff return for a touchdown vs. Wilcox-Central in 2011 ... Named his team's overall MVP in 2013 and served as team captain.

### Personal

Son of Courtney Kemp ... Born Oct. 20, 1995.

### KEMP'S CAREER DEFENSIVE STATS

	G-GS	S-A-Tot	TFL-Yds	Sk-Yds	Int-Yds	PBU	FF-FR
2015	12-0	11-7-18	2.0-5	0-0	1-7	0	0-0
2016	10-5	20-11-31	4.0-16	1.0-10	0-0	1	1-0
2017	13-13	44-19-63	1.5-4	1-0-3	1-0	1	3-1
Career	35-18	75-37-112	7.5-25	2.0-13	2-7	2	4-1

## Cameron LISCHKE

# 98



**PK • Fr. • 6-0 • 180**

Kernersville, N.C.  
East Forsyth

### High School

A 2018 graduate of East Forsyth ... Played for Coach Todd Wilfert ... Helped the Eagles to the state quarterfinals in both 2016 and 2017 ... Holds the school record with a 49-yard field goal ... Converted 25 of 29 career field goal attempts and 185 of 199 PATs ... Three-time all-region selection ... Team captain as a senior ... High school teammate of RB Christian Beal ... Four-year letterman in lacrosse, twice earning all-conference honors and played in the Triad All-Star game.

### Personal

Son of Michael and Aimee Lischke ... Born Dec. 12, 1999 ... Class Salutatorian ... Named an Army All-American Academic Scholar and a National Merit honoree ... Member of National Honor Society.

## LaRonde' LIVERPOOL

# 44



**DL • R-So. • 6-3 • 260**

Virginia Beach, Va.  
Landstown

Has made the move to defensive line after previously playing offense for the Deacons.

### 2017 (Redshirt Freshman)

Made his college debut vs. Presbyterian where he saw action on the offensive line ... Played a season-high 17 snaps vs. the Blue Hose.

### 2016 (True Freshman)

Redshirted.

### High School

Team captain and three-star recruit by Scout, 247Sports, Rivals and ESPN ... Listed as the No. 2 outside linebacker in Virginia by Scout ... Considered among the top 40 players in Virginia by multiple recruiting publications ... Tabbed as the No. 8 prospect in South Hampton Roads by the Virginian Pilot ... Ranked No. 24 on the Roanoke Times list of top 100 players in Virginia ... Played for Coach Tommy Reamon ... Was a First Team all-conference pick at tight end ... Had 96 tackles and 14 sacks from his linebacker position as a junior.

### Personal

Son of Herb and Sonia Liverpool ... Born Oct. 5, 1997 ... Member of the honor roll all four years in high school.

## Jaren LUBRANO

# 84



**TE • R-Fr. • 6-1 • 200**

Pinehurst, N.C.  
Pinecrest

### 2017 (True Freshman)

Redshirted ... Named the team's Special Teams Scout Team player of the week following the Boston College game.

### High School


Earned First Team All-Southeastern Conference honors at linebacker at Pinecrest in 2016 ... Also saw action at running back and quarterback ... Three-time football letterman while lettering in lacrosse and track as well ... Played for Coach Chris Metzger.

### Personal

Son of Peter Lubrano and Tiffany Bartholomew ... Born Sept. 20, 1999 ... Named an NC Scholar and graduated in the top 10 percent of his class.

## Dom MAGGIO

# 8



**P/PK • Jr. • 6-3 • 180**

Monkton, Md.  
The Boys' Latin School

Named preseason Third Team All-ACC by Athlon.

### 2017 (Sophomore)

Honorable mention All-ACC selection ... Was third in the ACC in punting average at 44.1 yards per punt ... Named ACC Specialist of the Week following the Duke game (11/25) ... Averaged 52.0 yards on seven punts including four punts of 50 or more yards ... Had five of seven punts downed inside the 20 and three inside the eight ... For the second straight year, had the longest punt in the ACC with a 74-yarder vs. Duke ... Had nine punts for 41.6 average at Boston College (9/9) with four punts inside the 20 ... Averaged 45.3 on nine punts against Appalachian State (9/23) with a long punt of 58 yards ... Averaged 45.3 yards on seven punts at Clemson (10/7) ... Averaged career-best 48.7 yards on three kicks at Georgia Tech (10/21) ... Averaged 38.5 on two punts vs. Louisville (10/28) with both punts inside the 20 ... Averaged 41.0 on five punts at Notre Dame and had three punts inside the 20 ... Averaged 40.2 on four punts at Syracuse (11/11) ... Had a 41.2 average on five punts vs. NC State (11/18) ... Averaged 47.2 yards on four punts with a long of 54 in the Belk Bowl vs. Texas A&M (12/29) ... Named to the All-American All-Bowl Team by Max Emfinger Scouting ... First Team preseason All-ACC selection by The Sporting News ... Second Team preseason All-ACC by Lindy's ... Third Team preseason All-ACC by Athlon ... Member of Wake Forest's Student-Athlete Advisory Committee ... Named to the ACC Academic Honor Roll.

### 2016 (Freshman)

Earned First Team Freshman All-America honors from 247Sports ... Was a Second Team selection by Campus Insiders and fourth team by Athlon ... Earned Third Team All-ACC by the ACC coaches and honorable mention by the Atlantic Coast Sports Media Association ... An Academic All-ACC selection ... Finished the year with 42.0 punting average, the third-highest in school history by a freshman ... Averaged 40 yards or more in each of his first six games ... Missed two games early in the season due to leg fatigue but was able to continue to hold for field goals and PATs ... Averaged 40.2 yards on eight punts in his collegiate debut against Tulane (9/1) ... Had two punts of 50 or more yards and put four punts inside the 20 ... Averaged 46.2 yards per punt at Duke (9/10) ... Returned to action vs. NC

State and averaged 46.8 YPP vs. the Wolfpack on six punts ... Became the first freshman to average over 40 yards per punt in each of his first three career games since Harry Newsome in 1981 ... Only freshman in school history to average 40+ in his first four games after collecting a 41.0 average vs. Syracuse (10/8) ... Leading freshman punter in the nation on Oct. 23 ... Averaged 44.7 vs. Florida State (10/15) with a career-long 67 yard punt ... Averaged 45.6 yards vs. Army (10/29) including punts of 62 and 58 yards ... Let loose with a career-long 80 yard punt vs. Clemson (11/19) that was the longest punt by an ACC kicker in 2016 ... Maggio was punting from his own 20 and the ball went into the end zone for a touchdown ... Averaged 46.1 yards vs. Boston College (11/26) with a long of 55 yards ... Finished eighth in the ACC in punt average at 42.0 ... Averaged 42.6 vs. ACC opponents ... Was on the field for 132 snaps including a high of 14 vs. Clemson ... Earned his first varsity letter.

### High School

Team captain at The Boys' Latin School of Maryland ... Used as both a punter and placekicker ... Earned MaxPreps All-America status in 2015 ... Considered the No. 3 three prep kicker in the nation by ESPN ... Considered the top punter in the nation and a 5-star kicker by Kohl's ... Three-star athlete by Scout, ESPN and 247Sports ... Earned Under Armour All-America honors and played for Team Highlight in the Under Armour All-American game ... First Team Baltimore Sun All-Met selection in 2015 ... Two-time consensus all-state selection ... Three-time MIAA B all-conference and All-Metro selection ... An all-state selection in 2013 and consensus all-state in 2014 and 2015 ... Picked for the Crab Bowl All-Star game ... Set Maryland state record with 34 career field goals including a career-long 55-yarder ... Averaged 45.1 yards per punt as a senior ... Played for Coach Ritchie Schell ... Averaged 43.5 yards per punt as a junior ... Also lettered in baseball and basketball and earned all-conference honors as a shortstop and pitcher.

### Personal

Son of Kirk and Cari Maggio ... Born April 23, 1998 ... Father was a punter at UCLA ... Dean's List and Honor Roll student and a member of the National Honor Society ... Was a Williams Scholar.

### MAGGIO'S CAREER PUNTING STATS

	No.	Yds.	Avg.	Lg	In20	TB	FC	Blk	50+
2016	72	3,026	42.0	80	24	7	12	1	18
2017	68	2,996	44.1	74	23	7	20	3	20
Career	140	6,022	43.0	80	47	14	32	4	38

## Sean MAGINN 79



**OL** ■ **So.** ■ **6-3** ■ **280**  
Suwanee, Ga.  
North Gwinnett

### 2017 (Freshman)

Made his college debut vs. Presbyterian ... On the field for 36 snaps on the season including 17 vs. Presbyterian (8/31) and 19 vs. Utah State (9/16) ... Was the only true freshman to see playing time on the offensive line in 2017.


### High School

Ranked as the No. 115 offensive guard nationally by ESPN ... Second Team All-Region 6-7A on the offensive line in 2016 ... Named to the All-Gwinnett Football team ... Helped the team to regional titles in 2013 and 2014 and a state runner-up finish in 2013 ... Four-year letterman for Coach Bob Sphire ... Played left tackle as a junior and left guard as a senior ... Also a member of the wrestling team.

### Personal

Son of Kevin and Laura Maginn ... Born Feb. 17, 1999.

## Anthony MANNING 29



**WR** ■ **Fr.** ■ **5-10** ■ **175**  
Orlando, Fla.  
Lake Nona

### High School

Team captain ... Was a defensive back until moving to receiver as a senior ... Played for Coach Anthony Paradiso ... Had 83 career receptions for 1,267 yards, 101 career tackles and six career interceptions for 147 yards ... Recovered five fumbles during his career while causing four ... Totaled nearly 1,500 all-purpose yards in his career ... During his senior year he was named the 7A District 11 Player of the Year ... Named all-district and all-metro ... Caught 66 passes for 1,053 yards and 14 touchdowns ... Helped the Lions go 7-4 on the year and reach the Class 7A Region 2 quarterfinal ... Caught a 52-yard touchdown pass vs. Wekiva ... Had three touchdown passes in clinching the Class 7A District 5 football championship with a 29-16 win over East River.

### Personal

Son of Marcel and Latoya Grayer ... Born May 16, 1999 ... Volunteers with the Coalition for the Homeless in Central Florida.

## Luke MASTERSON 12



**DB** ■ **R-So.** ■ **6-2** ■ **205**  
Naples, Fla.  
Gulf Coast

### 2017 (Redshirt Freshman)

Named to the All-ACC Academic Football Team ... Saw his playing time steadily increase throughout the season ... Played 110 snaps in the first five games and 472 over the final eight games ... Season-high 119 snaps in a win at Syracuse (11/11) with four tackles and a pair of PBUs ... Second on the team with six tackles vs. Utah State (9/16) ... Season-high nine tackles vs. NC State (11/18) ... Recorded eight tackles at Notre Dame (11/4) ... Made his college debut vs. Presbyterian (8/31) and collected a pair of tackles ... Played 582 snaps on the season ... Named to the ACC Academic Honor Roll.

### 2016 (True Freshman)

Redshirted.

### High School

Two-year team captain ... Second Team all-state class 7A in 2015 ... Free safety and punter for Gulf Coast High who also saw action at wide receiver ... Named First Team all-conference as both a junior and senior ... District 18-7A Academic Player of the Year in 2015 ... Helped Sharks to the playoffs in both 2014 and 2015 ... As a senior, recorded 45 tackles, 6 interceptions, and a remarkable 31 pass break-ups ... Had 128 interception return yards ... Finished seventh in punting in Class 7-A in 2015 ... His six interceptions in 2015 tied for the third most in the state in all classifications ... Had 77 tackles as a junior with two interceptions, two fumble recoveries and three touchdowns ... Recorded an interception in the end zone during a 2014 game that sealed Gulf Coast's bid to the state playoffs ... Played for Coach Pete Fominaya ... Participated in the long jump, triple jump and 200m in track.

### Personal

Son of Mark and Sarah Masterson ... Born Jan. 7, 1998 ... Three-year member of the National Honor Society ... Has four sisters, three brothers ... Graduated from high school with a 4.70 grade point average.

### MASTERSON'S' CAREER DEFENSIVE STATS

	G-GS	S-A-Tot	TFL-Yds	Sk-Yds	Int-Yds	PBU	FF-FR
2017	13-3	34-8-42	1.0-1	0-0	0-0	3	0-0
Career	13-3	34-8-42	1.0-1	0-0	0-0	3	0-0

## Nate MAYS 35



**LB** ■ **R-Jr.** ■ **6-1** ■ **225**  
Calhoun, Ga.  
Dalton

### 2017 (Redshirt Sophomore)

Appeared in nine games and made three tackles ... Played a season-high 19 snaps in the season-opener vs. Presbyterian (8/31) ... Suffered an injury on the opening kickoff at Boston College (9/9) ... Returned to action at Clemson (10/7), seeing action on the kickoff cover team ... Played on kickoff return, kickoff coverage punt return and punt coverage teams throughout the season ... Had one tackle in the Belk Bowl vs. Texas A&M ... Earned his second varsity letter.

### 2016 (Redshirt Freshman)

Saw action primarily on special teams as a redshirt freshman ... Saw action in all 13 games and collected four tackles ... Awarded his first varsity letter.

### 2015 (True Freshman)

Redshirted ... Scout team special teams player of the week vs. Army.

### High School

Rated as a three-star recruit by 247 and ESPN ... Named First Team all-region as both a junior and a senior ... Selected First Team All-Area by the Dalton Citizen ... Voted as Dalton High School's 2014 defensive player of the year ... As a senior, recorded 148 tackles, five sacks, and two interceptions while helping his team to a 9-3 record ... Advanced into the second round of the Georgia state playoffs and won the sub-region 7A-5A title ... Member of the National Honor Society ... Coached by Matt Land.

### Personal

Son of Eric Mays and Candy Smith ... Born Dec. 4, 1996.

### MAYS' CAREER DEFENSIVE STATS

	G-GS	S-A-Tot	TFL-Yds	Sk-Yds	Int-Yds	PBU	FF-FR
2016	13-0	4-0-4	0-0	0-0	0-0	0	0-0
2017	9-0	2-1-3	0-0	0-0	0-0	0	0-0
Career	22-0	6-1-7	0-0	0-0	0-0	0	0-0

## Courtney MCKINNEY 28



**RB** ■ **Fr.** ■ **6-1** ■ **205**  
Biscoe, N.C.  
East Montgomery

### High School:

Team captain ... Rated a consensus three-star athlete and the No. 35 recruit in the state by 247Sports ... The No. 65 running back nationally by 247Sports ... Played for Coach Dave Paddock at East Montgomery ... Totaled 6,047 career yards on 535 carries and 86 touchdowns during his prep career ... Finished senior year with 2,671 yards rushing and 29 touchdowns while averaging 224 yards per game on the ground ... Led the Eagles to the Class 2-A West second round of the playoffs ... Had 208 yards on 32 carries vs. Reidsville with scoring runs of 40 and 85 yards ... Led the Rocky River Conference in rushing ... Second Team all-state by USA Today as a junior ... 2,730 yards rushing and 39 touchdowns ... Named to the NCPreps 1A All-State team ... Yadkin Valley Conference Offensive Player of the Year ... Helped East

Montgomery to a 12-2 record ... Led the Eagles as a sophomore in rushing with almost 900 yards and totaled 16 touchdowns ... Runner-up in the state 1-A 100m dash in spring of 2017.

**Personal**  
Son of Nomeka Tyson ... Born Dec. 5, 1998.

## Chase MONROE 58

**LB ■ R-Fr. ■ 6-2 ■ 225**  
Huntersville, N.C.  
Davidson Day



Suffered an injury that may limit his availability in 2018.

**2017 (True Freshman)**  
Redshirted.


### High School

Team captain ... Three-star prospect by all major recruiting services ... 247 rated him the No. 23 linebacker in the nation and the top LB in the state ... Rated the No. 23 prospect in the state by the Fayetteville Observer ... Named the state defensive player of the year by USA Today and the Charlotte Observer ... Three-time all-state selection ... Member of WSOC's Big 22 in 2016 ... MaxPreps First Team All-American in 2016 ... Finished his senior season with 204 total tackles, 10 tackles for loss and 10 sacks along with four forced fumbles ... Set school records with 36 tackles in a game and 597 career tackles ... As a junior, led the team with 129 tackles ... Played for head coach Chad Grier ... The Patriots beat Charlotte Latin 31-13 to win the 2015 NCSIAA Division I state championship ... HS teammate of Cade Carney ... Had an interception and 49-yard return in the state title game in 2015 ... Was eighth in the discus with a personal-record throw of 112-2.5' at state meet.

**Personal**  
Full name is Matthew Chase Monroe . . Son of Sondra Monroe and Matt Monroe ... Stepmother is Lindsay Monroe ... Father played linebacker at Southern Miss ... Born Sept. 10, 1998.

## Zach MURPHY 88

**K/P ■ R-Fr. ■ 6-0 ■ 180**  
Raleigh, N.C.  
Ravenscroft



**2017 (True Freshman)**  
Redshirted.

### High School

Team captain who holds the Ravenscroft school record with a 50-yard field goal ... Named All-Big East as a junior and senior ... NCISAA all-state team in 2016 ... Converted 13 career field goals and 94 PATs ... Had 27 touchbacks on kickoffs as a senior ... Helped Ravenscroft to the 2015 NCISAA Division 2 state championship in 2015 ... Played for coach Ned Gonet ... Also played lacrosse and helped the Ravens to the 2014 state playoffs.

**Personal**  
Son of Steve and Diane Murphy ... Born Nov. 10, 1998 ... Raised over \$3,800 for pediatric cancer research through an organization called Kick-It during his senior season.

## Je'Vionte' NASH 63

**OL ■ R-So. ■ 6-3 ■ 300**  
Orange Park, Fla.  
Oak Leaf



**2017 (Redshirt Freshman)**  
Made his college debut vs. Presbyterian ... Played 28 snaps at Georgia Tech (10/21) in relief of starter Phil Haynes ... Member of the field goal/PAT special team ... Played 134 snaps during the season ... Saw 35 snaps in the season-opener vs. Presbyterian (8/31).

**2016 (True Freshman)**  
Redshirted.

### High School

Team captain and First Team all-state Class 7A pick in Florida in 2015 ... Was a Third Team pick as a junior ... Considered a three-star recruit by Scout, ESPN and 247Sports ... Ranked as one of the top 100 players in Florida by Scout and ESPN ... Three-year starter for the Knights ... First Team member of the Florida Times-Union's All-First Coast team ... Selected to the Florida Times-Union's Super 24 football team ... Led an offensive line that accounted for over 200 yards rushing per game ... Helped Oak Leaf to an undefeated regular season in 2014 and a district championship before falling in the regional final ... Named Second Team All-Northeast Florida Elite Team in 2014 ... Second Team All-First Coast as a junior ... Played for Coach Derek Chipoletti.

**Personal**  
Son of Robert and Ruth Nash ... Born Jan. 7, 1998.

## Trey NDLOVU 49

**RB ■ R-Jr. ■ 5-7 ■ 240**  
Hummelstown, Pa.  
Hershey



**2017 (Redshirt Sophomore)**  
Did not see any game action ... Named to the ACC Academic Honor Roll.

**2016 (Redshirt Freshman)**  
Did not see any game action ... Named Offensive Scout Team player of the Week following the Delaware game.

**2015 (True Freshman)**  
Redshirted.

### High School

Joined Wake Forest as a walk-on running back ... Played at Hershey High School for Coach Scott Mitchell in 2014 and Coach Mark Painter in 2012 and 2013 ... Two-year starter at running back for the Trojans ... Named the offensive MVP of the Cocoa Bean Bowl in 2014 with 72 yards rushing ... Graduated with distinguished honors.

**Personal**  
Son of Dr. Hanford Ndlovu and Dr. Beverly Hall-Ndlovu ... Born June 14, 1997.

## Jamie NEWMAN 12

**QB ■ R-So. ■ 6-4 ■ 240**  
Graham, N.C.  
Graham



**2017 (Redshirt Freshman)**  
Saw his first college action in a relief role vs. Presbyterian (8/31) ... Carried once for five yards and completed 2-of-4 passes for eight yards ... Member of the hands team at Notre Dame (11/4) ... Played 22 snaps on the season including 17 vs. Presbyterian.

**2016 (True Freshman)**  
Redshirted ... Offensive Scout Team player of the Week following the Duke game (9/10).

### High School

Team captain at Graham High School ... Three-time Burlington Times-News All-Region selection ... Ranked as the No. 4 quarterback in North Carolina and No. 26 in the South by Scout ... The No. 16 dual threat QB nationally by 247 Sports ... A three-star recruit by ESPN, 247Sports, Rivals and Scout ... Considered one of the top 32 players in North Carolina by ESPN, 247Sports and Rivals ... Finished among the top 30 in the Elite Eleven competition ... Helped the Red Devils to the state playoffs in 2015 ... As a senior, completed 80 of 158 passes for 1,367 yards and 12 touchdowns despite missing two games with an injury ... Rushed 106 times for 419 yards and eight touchdowns ... Had 3,091 yards of total offense and accounted for 29 touchdowns as a junior ... Completed 100 of 195 passes for 1,840 yards and 20 touchdowns while rushing for 1,251 yards and nine scores in 2014 ... Rushed for 750 yards and 12 touchdowns as a sophomore while throwing for 2,034 yards and 13 touchdowns ... Played for Coach Anthony Timmons ... Became the starting QB as a freshman.

**Personal**  
Son of Willie Bigelow, Jr. and Charity Newman ... Born Dec. 1, 1997 ... Three-year member of the A-B Honor Roll.

## Vincent NOTZON 49

**LB ■ Fr. ■ 6-1 ■ 200**  
Alexandria, Va.  
Episcopal



**High School**  
Walked on as a linebacker in the fall of 2018 ... Graduated from Episcopal High School in Alexandria, Va. ... Played for Coach Panos Voulgaris ... Helped the Maroon to league titles in 2015 and 2016 ... Second Team All-IAC pick in 2015 and First Team in 2016 and 2017 ... First Team all-state as a senior ... An all-conference track athlete as well ... Had 115 tackles and 11 sacks as a senior.

**Personal**  
Son of Vincent and Adrianna Notzon ... Born Nov. 18, 1999 ... Volunteered with Special Olympics.

Loic  
NYA

59



OL ■ R-Fr. ■ 6-3 ■ 290  
Silver Spring, Md.  
Springbrook

**2017 (True Freshman)**  
Redshirted.

**High School**

Team captain ... A three-star recruit by Scout and was ranked the No. 73 offensive guard in the nation ... Considered the No. 2 guard in Maryland by Scout ... Selected to the Big 33 All-Star game ... A two-way lineman who will focus on offense at Wake Forest ... Member of Team Maryland Elite 100 as a defensive tackle ... Named First Team defensive tackle on the All-Sentinel team ... Earned First Team all-county and First Team all-division on the defensive line ... Selected to the Maryland Crab Bowl All-Star game ... Played for Coach Jason Lomax ... Had 54 tackles, 22 tackles for loss and 10 sacks ... On offense, played every snap for all 10 games ... Native of Cameroon who moved to Maryland in 2012 ... Played just three years of football ... Played lacrosse as a freshman before joining the football team as a sophomore, and continued to play lacrosse ... Four-year member of the honor roll and three-year member of the French Honor Society.

**Personal**

Son of Dorette and Maurice Nya ... Born Dec. 4, 1999.

Eric  
OSTEEN

48



PK ■ Grad. ■ 6-1 ■ 190  
Augusta, Ga.  
Richmond Academy/USMA

**Prior to Wake Forest**

Joined Wake Forest as a graduate transfer and enrolled in the Executive MBA program ... Spent four years at Army West Point (2009-13) but only played two years of football ... Played in all 12 games in 2011 and averaged 63.1 yards on 57 kickoffs with 10 touchbacks ... Averaged 62.8 yards per kickoff in 2012 with 29 touchbacks ... Converted three of four field goals as a senior ... Graduated in 2013 and spent five years post-grad serving in a variety of roles within the U.S. Army ... Served as a platoon leader coordinating the Company's Beyond the Horizon mission to Guatemala and the Dominican Republic ... Served as a Company Executive Officer from 2014-2016, overseeing the move of the permanent duty station from Fort Gordon to Fort Stewart, Ga. ... From 2016-18, served as the Company Logistics Officer and led operations in the wake of Hurricanes Matthew, Harvey and Irma by mobilizing over 90 personnel and \$22 million in signal equipment to support residents following the natural disasters.

**High School**

Three-year letterman at Richmond Academy and team captain as a senior ... Named First Team all-area and all-state as a junior and senior ... Named the special teams player of the year in his region as a senior in 2008 ... Booted a 57-yard field goal in 2007 that was the fifth-longest in Georgia high school football history.

**Personal**

Son of Mark Osteen and Sherri Brown-Osteen ... Born March 27, 1990.

Patrick  
OSTERHAGE

68



OL ■ R-Sr. ■ 6-4 ■ 280  
Centerville, Ohio  
Centerville

**2017 (Redshirt Junior)**

Played in 12 of 13 games and made 11 starts ... Started 10 times at right guard and once at left guard ... Made his second career start and played 59 snaps vs. Presbyterian in the season-opener (8/31) ... Suffered injury vs. Clemson (10/7) and missed the Georgia Tech game (10/21) before returning to starting line-up vs. Louisville (10/28) ... Started at guard at Syracuse (11/11) as the Deacons rolled up a school record 734 yards of total offense ... Started vs Duke (11/25) ... Member of punt coverage team ... Blocked for Wake Forest's record-setting offense that set school marks for total offense yards and points in a season ... The O-line reduced sacks allowed by 49 percent over 2016 ... Helped Wake Forest's offense post five of the top 10 total offense marks in school history ... On the field for 747 snaps including season-high 87 vs. Boston College (9/9).

**2016 (Redshirt Sophomore)**

Played in all 13 games as a redshirt sophomore ... Earned his first career start at center vs. Louisville (11/12) ... Played 229 snaps on the season with a high of 81 vs. the Cardinals ... Also played 57 snaps vs. Virginia and 29 vs. Clemson ... Earned his second varsity letter.

**2015 (Redshirt Freshman)**

Played 28 snaps vs. Elon.

**2014 (True Freshman)**

Redshirted ... Member of the ACC Academic Honor Roll.

**High School**

A 2014 graduate of Centerville (Ohio) High School ... Ranked as the No. 104 offensive guard nationally by ESPN ... Second Team All-Greater Western Ohio Central Conference as a junior ... Honorable mention all-state as a senior by JHuddle.com ... Played for Coach Ron Ullery ... Centerville was 8-2 in 2013 and reached the state playoffs... Named Second Team All-Southwest District by the Associated Press ... First Team All-Area choice in 2013 ... Named Centerville's Offensive Lineman of the Week in games vs. Pickerington and Fairmont ... The Elks rushed for over 300 yards in all but one game in 2013 including a season-high of 625 yards vs. Springboro ... Team captain ... Attended the same high school as ESPN's Kirk Herbstreit and A.J. Hawk of the Green Bay Packers ... Over the last three years, Centerville has sent more offensive and defensive linemen to Division I schools than any other high school in Ohio.

**Personal**

Son of Ray and Clara Osterhage ... Born June 12, 1995 ... Name is pronounced "OH-ster-hage".

A.T.  
PERRY

89



WR ■ Fr. ■ 6-5 ■ 185  
Lake Worth, Fla.  
Park Vista Community

**High School:**

Team captain ... A three-star recruit by 247Sports and ESPN ... Played for Coach Brian Dodds ... Rated the No. 18 player on the Palm Beach Post's Big Board as a senior ... No. 17 on the Sun-Sentinel's list of top players in Palm Beach County ... Named to Florida Athletic Coaches Association All-District team ... Earned all-area, all-conference and all-county honors ... Named all-county in basketball as well ... Won the county track long jump

championship ... Helped lead the Cobras to the state playoffs where they upset No. 1 seed Miramar in the first round ... Had a pair of touchdown catches against Miramar ... Snagged a pair of touchdown receptions against Palm Beach Gardens including an 80-yarder ... Also saw action as a defensive back ... During junior year earned all-area honorable mention as a junior as the Cobras posted a 10-0 regular season ... Named team MVP.

**High School**

Son of Carlton and Chasity Prescott ... Born Oct. 26, 1999 ... Mother ran track at Arizona State.

Allan  
RAPPLEYEA

76



OL ■ R-Fr. ■ 6-5 ■ 275  
Millbrook, N.Y.  
Milton Academy (Mass.)

**2017 (True Freshman)**

Redshirted.

**High School**

Team captain ... Three-star prospect by 247, ESPN and Scout ... Considered the No. 1 offensive guard in Massachusetts by Scout ... Top 100 pick nationally by Scout and ESPN ... Named to the USA Today All-USA Massachusetts First Team ... Earned All-Scholastic First Team honors from the Boston Globe, Boston Herald, and Patriot Ledger ... First Team All-New England and Lineman of the Year by New England Preparatory School Athletics Council ... Named Independent School League (ISL) All League First Team and Lineman of the Year ... Earned Mass. Prep. Stars Gridiron Super Team First Team in 2015 ... Played for Coach Kevin MacDonald.

**Personal**

Son of Kirsten and Allan Rappleyea ... Born Nov. 15, 1997.

Joey  
RAY

42



RB ■ Fr. ■ 5-9 ■ 190  
Pilot Mountain, N.C.  
East Surry

**High School**

A 2018 graduate of East Surry High ... Played for Coach David Diamont. ... Four-time all-conference selection and league player of the year as a senior ... Helped the Cardinals to three Northwest 1A Conference titles and two trips to the I-AA state playoff quarterfinals ... Rushed for 5,997 yards in his career while scoring 90 touchdowns ... Earned all-state honors as a senior ... Rushed for 256 yards on 19 carries with three touchdowns against East Wilkes as a senior ... Played on East Surry teams that went 43-11 during his four-year career and reached the playoffs all four seasons ... Also competed in track.

**Personal**

Son JW and Kristen Ray ... Born April 4, 2000 ... Grew up in Weston, Fla. and moved to Pilot Mountain at age 11 ... Member of the National Honor Society.

Traveon  
REDD

17



DB ■ R-So. ■ 6-0 ■ 195  
Martinsville, Va.  
Magna Vista

**2017 (Sophomore)**

Suffered an elbow injury during the preseason and took a medical redshirt season.

## 2016 (Freshman)

Saw action in 11 games as a true freshman and made nine tackles ... Had four games with two tackles ... Played 114 snaps with a high of 16 vs. Indiana ... Earned his first varsity letter.

## High School

Team captain at Magna Vista High School in Ridgeway, Va. ... Ranked as one of the top 30 players in Virginia by Scout, 247Sports, and ESPN ... Considered a three-star athlete by Scout, Rivals, ESPN and 247Sports ... First Team 3A all-state selection in 2015 ... Piedmont District Defensive Player of the Year as a senior and named First Team all-district at wide receiver ... Ranked No. 22 on the Roanoke Times list of top 100 players in Virginia ... Helped the Warriors to back-to-back 3A state championships in 2014 and 2015 ... Magna Vista won the Group 3A Championship with a 13-1 record in 2014 ... Defeated Lord Botetourt 47-21 in 2015 in the title game ... Had a touchdown and an interception in the state title game ... Had 6 interceptions on the year, two for touchdowns ... Played both wide receiver and quarterback on offense and strong safety though will play on defense as a Demon Deacon ... Led the Warriors to Piedmont District championships in 2012 and 2013 ... Collected 367 career tackles to go with 18 interceptions, 15 forced fumbles and 41 pass break-ups ... Played for Coach Joe Favero ... Also lettered in basketball.

## Personal

Son of Verlon and Tekela Redd ... Born Sept. 3, 1998 ... Member of the National Technical Honor Society.

## Jack RIELLY

# 50



**LB ■ R-Fr. ■ 5-10 ■ 195**  
Pittsburgh, Pa.  
Central Catholic

## 2017 (True Freshman)

Redshirted ... Named to the ACC Academic Honor Roll.

## High School

Helped lead Pittsburgh Central Catholic to the state 6A championship game in 2016 ... Had a 60-yard touchdown catch in the state semifinals ... As a fullback, had 16 carries for 148 yards, a 9.3 average ... Had three receptions for 89 yards ... Scored five of his six touchdowns in the postseason ... Played for Coach Terry Totten ... Helped the Vikings to a pair of WPIAL Championships and a state runner-up finish ... Vikings were ranked as high as 14th in the nation in 2016.

## Personal

Son of Anna and Bill Rielly ... Born Aug. 24, 1998.

## Jaquarii ROBERSON

# 82



**WR ■ R-Fr. ■ 6-1 ■ 180**  
Murfreesboro, N.C.  
Hertford County

## 2017 (True Freshman)

Redshirted ... Named the team's scout team player of the week following the win over Syracuse.

## High School

Team captain ... A consensus three-star prospect ... Rated the No. 211 WR nationally by 247Sports ... Considered the No. 5 receiver in North Carolina ... NCPreds 2A All-State First Team selection ... Led the Bears to a conference championship and the third round of the state playoffs ... Three-year letterman for Coach Terrace Saxby ... Finished his senior season with 76 receptions, 1,370 yards and 15 touchdowns ... Twice named All-Northeastern Coastal 2A Conference ... As a junior, set school record with 66 receptions for 1,480 yards and 19

touchdowns ... As a sophomore, made 30 receptions for 595 yards and nine touchdowns in just eight games ... Also an outstanding basketball player ... Named all-district in basketball as both a sophomore and junior ... Averaged 22 points and 10 rebounds per game as a junior.

## Personal

Son of Satoya Powell and the late Paul N. Roberson, Jr. ... Born July 29, 1998.

## Zeek RODNEY

# 93



**DL ■ R-Sr. ■ 6-1 ■ 305**  
Rock Hill, S.C.  
South Pointe

## 2017 (Redshirt Junior)

Returned to action after a year away from school and had an 11-yard sack and a 4-yard tackle for loss against Presbyterian (8/31) ... Had three tackles, a tackle for loss and team-high three quarterback hurries in victory at Boston College (9/9) ... Had two tackles for loss among his six tackles at Appalachian State (9/23) to earn Wake Forest's defensive player of the game honor ... Made four tackles and had 1.5 tackles for loss and a QB hurry vs. Florida State (9/30) ... Added to the Bednarik Award watch list (10/8) ... Missed the Georgia Tech game due to injury ... Played 55 snaps at Syracuse (11/11) ... Returned to starting line-up vs. NC State (11/18) and had three tackles ... Four tackles and a TFL vs. Duke (11/25) ... Pressured the Texas A&M QB into throwing an interception in the Belk Bowl ... Had four tackles and a TFL vs. the Aggies ... Earned third varsity letter ... Played 533 snaps including season-best 63 vs. Appalachian State.

## 2016 (Junior)

Was out of school for the 2016-17 season ... Returned to campus for summer school in June.

## 2015 (Sophomore)

Started all 12 games at nose tackle ... Finished 12th on the team with 22 tackles ... Posted season-high four tackles at Army West Point and at Clemson ... Registered tackles for loss against Army, Florida State, Notre Dame and Clemson ... Earned a QB hurry vs. Notre Dame.

## 2014 (Freshman)

Played in nine games as a true freshman and made seven tackles ... Season-high two tackles vs. Virginia Tech (11/22) ... Had a half-sack vs. NC State (11/15) and a solo sack vs. Virginia Tech ... Saw 211 plays including season-high 30 vs. Utah State and Florida State ... Earned first varsity letter.

## High School

A 2014 graduate of South Pointe High School in Rock Hill, S.C. ... Ranked as the nation's No. 40 defensive tackle ... No. 12 prospect in South Carolina by 247Sports.com ... Named to the American Family Insurance All-South Carolina team as a senior ... Named First Team All-Area by the Rock Hill Herald ... Two-time First Team all-state selection ... South Carolina's state defensive player of the year in 2012 by High School Sports Report ... Had 82 tackles as a senior along with 14 sacks and 17 tackles for loss despite being hampered by a hamstring injury through the first half of the season ... Helped the Stallions to an 11-3 record and the third round of the state playoffs ... Named to the South Carolina team for the Shrine Bowl of the Carolinas where he blocked a PAT ... Had 94 tackles and 17 tackles for loss as a sophomore ... Made 26 sacks and 27 tackles for loss as a junior ... Played for Coach Strait Herron ... Had 22 tackles and five sacks in a win over Blythewood in 2012 ... Scored a pair of touchdowns vs. Spartanburg on a fumble recovery and a fake punt ... Also played basketball for South Pointe ... Team captain of both the football and basketball teams ... Attended the same high school as the Houston Texans' Jadeveon Clowney.

## Personal


Son of Carol Love and Anthony Rodney ... Born Oct. 22, 1995.

## RODNEY'S CAREER DEFENSIVE STATS

	G-GS	S-A-Tot	TFL-Yds	Sk-Yds	Int-Yds	PBU	FF-FR
2014	9-0	2-5-7	2.0-9	1.5-6	0-0	0	0-0
2015	12-12	7-15-22	2.0-5	0-0	0-0	0	0-0
2016		--DNP--					
2017	12-10	14-15-29	8.5-25	1.0-11	0-0	0	0-0
Career	33-22	23-35-58	12.5-39	2.5-17	0-0	0	0-0

## Alec ROWAN

# 49



**TE ■ Fr. ■ 6-3 ■ 215**  
Indian Trail, N.C.  
Metrolina Christian

## High School

Freshman tight end who walked on in the fall of 2018 ... Played for Coach Thomas Langley at Metrolina Christian High ... Helped the Warriors to a conference title in 2017 ... Named Second Team all-state and First Team all-conference ... Earned letters in basketball and track ... Had 84 receptions for 1,118 yards and 18 touchdowns.

## Personal

Son of Robert and Diana Rowan ... Born Feb. 21, 2000 ... Member of the National Honor Society.

## Nick SCIBA

# 96



**PK ■ Fr. ■ 5-9 ■ 180**  
Clover, S.C.  
Clover

## High School

Team captain ... Rated a three-star player by 247Sports and Rivals ... Ranked the No. 7 kicker in the nation by 247Sports ... Four-year varsity player for head coach Brian Lane ... Made 8-of-11 field goal attempts with a long of 40 as a senior ... Converted 31-of-32 PATs and had touchbacks on 34-of-49 kickoffs ... Averaged 38 yards per punt ... Earned the Tri-County Football Coaches Association special teams award after kicking five PATs and a pair of field goals in a win over Forestview ... Team leader in dedicating Clover's 2017 season to Kick-it-to Cancer and the fight to help stop pediatric cancer ... During his junior year he converted 5-of-7 field goals with a long of 38 ... Sent 34-of-54 kickoffs for touchbacks ... Converted 21-of-25 PATs ... Also punted for the Blue Eagles ... Two-time Tri-County special teams player of the week ... Successful on 2-of-4 field goal attempts with a long of 25 as a sophomore ... Played in the 2015 USA Football International Bowl on the U-16 team ... Member of the Clover soccer team as well.

## Personal

Son of Nikki and Brian Sciba ... Born Oct. 2, 1999 ... Maintained a 3.8 GPA while taking all honors-level courses.

## Jake SIMPSON

# 15



**LB ■ So. ■ 6-0 ■ 215**  
Buford, Ga.  
Buford

## 2017 (Freshman)

Saw his first action against Presbyterian ... Member of the punt coverage and kickoff return teams ... Played on kickoff return and punt return teams at Syracuse (11/11) ... Played on kickoff

return and punt return teams vs. Duke ... Earned his first varsity letter ... Named to the ACC Academic Honor Roll.

## High School

Team captain ... three-star prospect by 247 and ESPN ... Rated as the No. 79 linebacker in the nation by ESPN ... First Team all-region in both 2015 and 2016 ... Honorable mention all-state class 5-A by the Atlanta Journal-Constitution ... Helped the Wolves to three straight state championship games from 2013 through 2015 ... Won one state title and finished second twice ... As a senior, collected 103 tackles, five tackles for loss, nine QB pressures, three sacks, an interception and five pass break-ups ... Had 18 receptions for 270 yards and two touchdowns on offense ... Had 97 tackles on the season in 2015 ... Honorable mention all-county selection as a junior.

## Personal

Son of Tricia and Jess Simpson ... Born Sept. 17, 1998 ... Played for his father, Jess, at Buford High School ... Father is now the DL coach at Miami ... Brother, Cooper, attends Army West Point ... Participated in IDEALS Leadership school ... Member of the A Honor Roll all throughout high school.

## Ryan SMENDA, Jr. 45



**LB ■ Fr. ■ 6-2 ■ 225**  
Orange Park, Fla.  
Fleming Island

## High School

Two-year team captain ... A consensus three-star athlete by Rivals, 247Sports and ESPN ... Rated the No. 37 inside linebacker in the nation by 247 ... Played for Coach Damenym Sprints ... No. 18 on the Times-Union's Super 11 ... Three-year varsity starter ... As a senior was named the Florida Times-Union Defensive Player of the Year and the Clay Today Defensive Player of the Year ... Named the FACA District 6 Class 7-A Player of the Year ... Had 175 tackles, 21 tackles for loss, three blocked punts, four blocked field goals and one interception as a senior ... Led the area in tackles ... Had 23 tackles during a regular season game against Bartram Trail ... Considered the centerpiece of the best defense in Northeast Florida ... Had a 56-yard score vs Edgewater ... First Team All-Clay County as a linebacker and punter ... Had 14 tackles and a rushing touchdown in a win over Middleburg ... Against Sandalwood, recorded 13 tackles, three tackles for loss, blocked a punt that he returned for a TD, blocked an extra point, recovered a fumble and scored on a 51-yard run from scrimmage ... Third Team all-state class 7A as a junior... Collected 78 tackles, 15 tackles for loss, two sacks, six quarterback hurries, one interception and averaged 40 yards per punt on 43 punts ... Second Team all-state as an all-purpose player by Florida HS Football ... Helped the wrestling team finish second in the 3A state tournament after winning area, district and region championships in 2016 ... Won the state wrestling championship at 220 pounds as a senior ... Three-time state medalist in wrestling ... Wrestled at 195 pounds, as a junior, posting a record of 49-7 and finishing fifth in state ... Three-time district champion and two-time region champion in wrestling.

## Personal

Son of Ryan and LaToya Smenda ... Both parents are retired from the U.S. Navy ... Born Jan. 28, 2000 ... Member of the honor roll all four years of high school ... Older brother Austin plays defensive end at South Dakota State.

## James SRIRAMAN 25



**WR ■ R-Jr. ■ 6-3 ■ 195**  
Raleigh, N.C.  
Cardinal Gibbons

## 2017 (Redshirt Sophomore)

Played 36 snaps on the season including 17 vs. Presbyterian (8/31) and 19 vs. Utah State (9/16) ... Earned spot as back-up holder on PAT/FG team.

## 2016 (Redshirt Freshman)

Did not see any game action.

## 2015 (True Freshman)

Redshirted.

## High School

Team Captain senior year ... During the two years playing at Cardinal Gibbons, Sriraman caught 59 catches for 770 yards and 12 TD's ... Average yardage per catch was 13.3 yards and had a kick return for a TD of 89 yards ... Named All Conference his senior year ... Led the team in catches, receiving yards and TD's in his senior year ... Joined Wake Forest as a walk on during the 2015 fall camp.

## Personal

Second son of Ling and Gina Sriraman ... Attended Cardinal Gibbons HS and graduated in May of 2015 ... Both his parents played collegiate sports; Gina played tennis at Belmont Abbey and Ling played golf at ECU ... Born Nov. 17, 1996.

## Justin STRNAD 23



**LB ■ R-Jr. ■ 6-2 ■ 230**  
Palm Harbor, Fla.  
East Lake

## 2017 (Redshirt Sophomore)

Team leader with 10 special team tackles in 2017 ... Team leader with three interceptions and 44 interception return yards ... Three interceptions were the most by a Wake Forest linebacker since Aaron Curry had four in 2007 ... Had an interception and 22-yard return vs. Presbyterian (8/31) ... Had two tackles and 1.5 tackles for loss vs. Appalachian State to go with a QB hurry ... Recorded five tackles at Clemson (10/7) ... Posted nine tackles vs. Louisville to go with career-high 2.5 sacks for loss of 11 yards and a forced fumble ... Made five tackles and had a diving fourth quarter interception at Syracuse (11/11) while playing a season-high 90 snaps ... Had an interception and 22-yard return vs. Duke (11/25) ... Had 10 tackles, a sack, 1.5 TFL, a forced fumble, a fumble recovery and a pass break-up in the Belk Bowl vs. Texas A&M.

## 2016 (Redshirt Freshman)

Played a season-high 34 snaps vs. the Blue Devils ... Tied for second on the team with four tackles vs. Delaware ... Three stops vs. Indiana (9/24) ... Made 19 tackles while appearing in all 13 games ... Season high four tackles vs. Delaware and NC State ... Played 302 snaps on the season ... Season-best 47 plays vs. Louisville ... Granted his first varsity letter.

## 2015 (True Freshman)

Redshirted.

## High School

Team captain as a senior ... Rated as a three-star recruit by 247, ESPN, and Scout ... First Team All-Pinellas County selection by The Tampa Tribune and the Tampa Bay Times ... Finished his senior season with 81 tackles, eight pass break-ups, three

tackles for loss, three sacks and three interceptions ... Helped lead East Lake to back-to-back undefeated regular seasons and two state semi-final appearances ... Won league and district championships in 2013 and 2014 ... Coached by Bob Hudson.

## Personal

Son of Shawn Mazzoni and Jennifer Strnad ... Born August 21, 1996.

## STRNAD'S CAREER DEFENSIVE STATS

	G-GS	S-A-Tot	TFL-Yds	Sk-Yds	Int-Yds	PBU	FF-FR
2016	13-0	12-7-19	0-0	0-0	0-0	0	0-0
2017	13-0	32-19-51	8.5-34	4.5-22	3-44	1	2-1
Career	26-0	44-26-70	8.5-34	4.5-22	3-44	1	2-1

## Taleni SUHREN 60



**OL ■ R-So. ■ 6-5 ■ 275**  
Charlotte, N.C.  
Ardrey Kell

## 2017 (Redshirt Freshman)

Made his college debut vs. Presbyterian (8/31) ... Regular member of the punt coverage team ... Played season-high 25 snaps vs. Utah State ... Saw 102 snaps during the regular season ... Earned his first varsity letter.

## 2016 (True Freshman)

Redshirted.

## High School

Team captain ... Named to the 2015 American Family Insurance All-USA North Carolina Football Team ... Considered a three-star recruit by Rivals, Scout, ESPN and 247Sports and the No. 1 offensive tackle in the state ... Ranked as the No. 44 offensive tackle nationally by ESPN ... Tabbed at No. 23 among the Charlotte Observer's Top 50 Carolinas' recruits ... Named to the All-Charlotte Observer team ... Selected for the 2015 Shrine Bowl of the Carolinas ... All-South Meck 8 pick in 2014 and 2015 ... Member of the Carolina Gridiron Preseason All-Gridiron team ... Selected to the Charlotte Observer Great 8 preseason team ... Invited to participate in Nike's Elite "The Opening" in 2015 ... Graded out at better than 80 percent as a senior while allowing just two sacks as a senior ... Named the offensive lineman of the year in Charlotte ... Played for Coach Joe Evans ... Helped the Knights to a 9-4 record in 2014 as the club reached the second round of the 4-A playoffs ... Became a starter as a sophomore ... Played in the Polynesian All-American Bowl in Oceanside, Calif.

## Personal

Father, Eric, is from American Samoa and his mother, Lana, is from Long Beach, Calif. ... Born Feb. 10, 1998.

## Sage SURRATT 14



**WR ■ R-Fr. ■ 6-3 ■ 210**  
Lincolnton, N.C.  
Lincolnton

## 2017 (True Freshman)


Redshirted ... Was the top receiver in the spring game with six receptions for 106 yards ... Named to the ACC Academic Honor Roll.

## High School

Team captain ... Three-star prospect by 247 and Scout ... Ranked 98th nationally at WR by ESPN ... Named a Parade All-American in football ... Two-time First Team Associated

Press all-state selection ... Named First Team all-state by USA Today and NC Preps ... State Offensive Player of the Year by Associated Press ... Offensive Player of the Year by the Gaston Gazette ... Pulled off a rare double-double by being named the state player of the year in both football and basketball ... As a senior, set state records with 129 receptions, 2,104 yards and 28 touchdowns ... Returned two interceptions for touchdowns for a total of 30 scores in 2016 ... Set the state record for career receiving with 366 receptions, 5,926 yards and 80 touchdowns ... Earned all-conference honors in all four seasons in both football and basketball ... Played for Coach Ledford Gibson at Lincolnton ... Three-time MaxPreps All-American in football and basketball ... Helped East Lincoln HS to the 2014 2A state championship in football ... Also played basketball where he was a 2,500-point scorer in high school and had seven 40-point games and three 50-point games including a school record 57 points as a senior ... Averaged 35.7 points, 11.8 rebounds and 5.5 assists per game in basketball as a senior and finished as the state's No. 2 all-time scorer with 2,951 career points ... Is Lincoln County's all-time scoring leader ... All-state basketball player by Associated Press, USA Today, NC Preps and NCBA ... Named the Gaston Gazette Basketball Player of the Year as both a junior and senior ... Named to the Charlotte Observer All-Region basketball team ... State basketball Player of the Year by USA Today ... Named the most outstanding player in the 2A state title game in 2015 and 2016 ... Named the Wendy's High School Heisman winner for North Carolina ... Named the boys NCHSAA Athlete of the Year for 2016-17.

**Personal**  
Son of Brandi and Kevin Surratt ... Born April 13, 1998 ... Valedictorian of his senior class ... Ranked third in his class ... Member of the National Honor Society and Beta Club ... Brother, Chazz, plays quarterback at North Carolina.

**Tyric SWENNIE** **96** 

**DL • Fr. • 6-0 • 245**  
Durham, N.C.  
Northern Durham

**High School**  
Played both offensive and defensive line at Northern Durham ... Played for Coach John Hammett as a senior ... Helped the Knights to an 8-3 record and a berth in the state playoffs ... Four-year letterman who was named all-Big 8 Conference as a senior in helping Northern Durham win the conference title ... Had 230 tackles and eight sacks while never missing a high school game.

**Personal**  
Son of Makisha Ruffin and Bryant Swennie ... Born Dec. 5, 1999 ... Member of the National Honor Society.

**DJ TAYLOR** **46** 

**LB • So. • 6-1 • 230**  
Belvidere, Tenn.  
Huntland

**2017 (Freshman)**  
Made his college debut vs. Presbyterian (8/31) ... Saw action in each of the first five games including a season-best 17 snaps vs. Presbyterian ... Totaled 47 snaps as a redshirt freshman.

**High School**  
Team captain ... Consensus three-star rating from ESPN, 247, Rivals and Scout ... Rated the No. 63 OLB nationally by 247 ... The No. 2 OLB in Tennessee as ranked by Scout ... First Team all-state by the Tennessee Sports Writers Association in Class 1A ... Selected for the East-West All-Star Game ... Named a

semifinalist for Tennessee Mr. Football ... Three-time all-region selection ... Region 4A Most Valuable Back in 2015 ... Named All-Mid-State and All-Lakeaway Area ... Rushed for 2,162 yards and 30 touchdowns on 261 carries as a senior ... Finished his career as Huntland's all-time rushing leader with 5,131 rushing yards and 70 touchdowns ... Collected 69 tackles on defense ... Four-year letterwinner for Coach Bob Robertson.

**Personal**  
Full name is Dacorian Jayvon Taylor ... Son of Lynette Taylor and Calvin Ward ... Born Sept. 29, 1999.

**Ja'Sir TAYLOR** **24** 

**DB • So. • 5-10 • 190**  
Asbury Park, N.J.  
Brick Township

**2017 (Freshman)**  
Was the only true freshman to start a game in 2017 ... Started vs. Syracuse (11/11) and NC State (11/18) making him the first true freshman to start on defense for a Dave Clawson-coached Deacon team ... Had five passes defended during his first season ... Made his college debut vs. Presbyterian ... Collected two tackles ... Saw extensive action at Notre Dame (11/4) and had four tackles to go with a PBU ... First career start at Syracuse (11/11) ... Had five tackles and one PBU ... Started at CB vs. NC State (11/18) and had five tackles and a PBU ... Saw extensive action in the Belk Bowl after Amari Henderson suffered a first half injury ... On the field for 57 snaps in start vs. Syracuse ... Added 51 plays against Duke in the season finale ... Had one stop in the Belk Bowl win over Texas A&M in career-best 65 snaps.

**High School**  
Rated the No. 146 athlete nationally by 247 ... Ranked No. 2 on the Super 60 Shore Conference recruits by the Burlington (NJ) Free Press ... Earned all-conference honors in 2016 ... Was the Green Dragons' top rusher as a senior with 544 yards and 11 touchdowns ... Led Brick Township to the 2013 Central Jersey Group 4 State Championship and a runner-up finish in 2016 ... Also a track standout who has run a 10.74 100 meters ... Four-year letterwinner for Rob Dahl and Len Zdanowicz.

**Personal**  
Son of Aja Braxton and Johnnie Taylor ... Born Jan. 8, 1999.

### TAYLOR'S CAREER DEFENSIVE STATS

	G-GS	S-A-Tot	TFL-Yds	Sk-Yds	Int-Yds	PBU	FF-FR
2017	13-2	24-3-27	0-0	0-0	0-0	5	0-0
Career	13-2	24-3-27	0-0	0-0	0-0	5	0-0

**Zach TOM** **65** 


**OL • R-Fr. • 6-4 • 270**  
Prairieville, La.  
Catholic

**2017 (True Freshman)**  
Redshirted ... Named to the ACC Academic Honor Roll.

**High School**  
Listed as a three-star prospect by Scout, ESPN and 247 ... Considered the No. 86 offensive guard in the nation by ESPN ... Listed as the No. 3 offensive tackle in Louisiana by Scout ... First Team all-state by the Louisiana Sports Writers Association ... First Team All-District 5-5A ... First Team Class 4A-5A All-Metro pick as a senior ... Helped Catholic to an unbeaten regular season in 2016 ... Led the way for an offense that aver-

aged 313 yards and 31.5 points per game ... Played for coach Dale Weiner ... Took third in the state in the shot put as a junior.


**Personal**  
Son of Vanessa and Michael Tom ... Born March 26, 1999 ... Member of National Honor Society ... Earned academic letters as a freshman, sophomore, and junior ... Brother Cameron was a four-year starter on the offensive line at Southern Miss.

**Noah TURNER** **67** 

**LS • Fr. • 6-0 • 240**  
Elon, N.C.  
Western Alamance

**High School**  
Walked on in the fall of 2018 ... Will long snap for the Deacons ... 2018 graduate of Western Alamance ... Helped the Warriors to a conference championship and the state semifinals in 2017 ... Played on teams that went 34-6 during his final three varsity seasons ... Played for Coach Jeff Snuffer ... Started at right tackle on the offensive line as well ... Participated in the Shrine Bowl of the Carolinas ... Two-time all-region and all-state selection ... Three-year letterman ... Team captain as a senior.

**Personal**  
Son of Ricky and Tina Turner ... Born Jan. 2, 2000.

**Trey TURNER** **61** 

**DL • Fr. • 6-3 • 270**  
Peachtree, Ga.  
Woodward Academy

**High School**  
Walked on in the fall of 2018 ... Graduate of Woodward Academy ... Helped the War Eagles to a 35-5 record over his final three varsity seasons ... Played offensive guard for Coach John Hunt ... Woodward reached the state quarterfinals in 2016 and 2017.

**Personal**  
Son of Ashley and Dee Ann Turner ... Born June 8, 1999.

**Chuck WADE, Jr.** **9** 

**DB • Sr. • 6-0 • 200**  
Jacksonville, Fla.  
Bishop Kenny

Elected a team captain for 2018 ... Spent the 2018 spring football session converting from three seasons at WR to safety.

**2017 (Junior)**  
Excelled in special teams action in 2017, making six tackles as a member of the punt coverage team ... Caught three passes for 61 yards including game-clinching 44-yard TD catch from John Wolford vs. Louisville (10/28) ... Had two catches for 24 yards and a long reception of 14 yards vs. Presbyterian (8/31) ... Had his first kickoff return of the year vs. Florida State (9/30) and returned it 23 yards ... Caught four passes for 49 yards vs. NC State (11/18) including a critical fourth down catch in the fourth quarter ... Had a spectacular 41-yard reception where he left his feet and stretched out to make the grab ... Returned three kickoffs for 69 yards vs. Duke (11/25) ... Tied his career-high with five kickoff returns in the Belk Bowl while setting a new career-mark with 119 KOR yards ... On the field for 802 snaps on the season.

## 2016 (Sophomore)

Played in all 13 games and finished fourth on the team with 24 receptions ... Made an acrobatic touchdown catch on a 26-yard TD pass from John Wolford just before halftime against Indiana (9/24) to give the Deacons a 21-7 lead going into the locker room ... Wade caught the pass and managed to get one foot down in the end zone before crashing into the goal post ... The catch survived a replay review ... Finished the IU game with team-high six catches for 59 yards ... The TD catch vs. Indiana was Wade's second from his HS teammate Wolford ... The other was in 2015 vs. Elon ... Three receptions for 16 yards at Florida State (10/15) ... Wake Forest's top receiver against Clemson (11/19) with two receptions for 55-yards including a career-long 51-yard catch ... Recovered a fumbled punt vs. Clemson (11/19) that led to a Deacon field goal ... Had a reception in 11 of 13 games ... Played 521 snaps including a high of 62 vs. Indiana ... Earned his second varsity letter.

## 2015 (Freshman)

Set the school record for receptions by a true freshman with 33 in 2015 ... Had 348 yards receiving ... Led Wake Forest with four receptions for 70 yards in his first college game against Elon (9/3) ... Caught 27-yard TD pass from John Wolford in third quarter ... Also saw action on kickoff coverage team ... Had five receptions for 82 yards at Syracuse (9/12) ... Took over kickoff return duties in Week 5 against Florida State (10/3) ... Finished the year with 17 KOR for 314 yards, an 18.5 average.

## High School

Team captain as a senior ... Rated as a three-star recruit by 247 and ESPN ... A two-time First Team all-state selection in Florida's Class 5A ... Named First Team All-First Coast in 2014 by the Florida Times-Union ... Caught 68 passes for 1,346 yards and 17 touchdowns as a senior while rushing for 522 yards and seven scores ... At safety, had 67 tackles, four sacks, three interceptions and three defensive touchdowns ... The Crusaders went to state semifinals with a 10-3 record in 2014 ... Coached by Mark Thorson.

## Personal

Son of Tracy Adams ... High school teammate of former Demon Deacon quarterback John Wolford ... Born May 13, 1996.

### WADE'S CAREER RECEIVING STATS


	G-GS	Rec	Yds	Avg	TD	Lg/Opponent
2015	12-0	33	348	10.5	1	33/Elon
2016	13-5	24	245	10.2	1	51/Clemson
2017	13-12	19	245	12.9	1	44/Louisville
Career	38-17	76	838	11.0	3	51/Clemson

## Manny WALKER

# 94

DL ■ R-So. ■ 6-4 ■ 235

Holly Hill, S.C.  
Lake Marion



## 2016 (Redshirt Freshman)

Did not see action after suffering injury in preseason camp ... Returned to practice late in the season.

## 2016 (True Freshman)

Redshirted.

## High School

Team captain at Lake Marion High ... Named to the USA Today High School Sports American Family Insurance ALL-USA South Carolina Football Team ... Led the state of South Carolina with 27 sacks in 2015 ... A consensus three-star recruit and the No. 1 defensive end in South Carolina ... Ranked among the top 15 players in the state by Rivals, 247Sports and ESPN ... First Team all-state by the High School Sports Report ... Tabbed as the No. 10 recruit in South Carolina by Saturday Down South

... Defensive Player of the Year by the Orangeburg Times & Democrat ... Named to MaxPrep's Small School All-America team ... Had 93 tackles including 83 solo stops as a senior ... Also blocked a punt ... Recorded 74 tackles and 13 sacks as a junior in 2014 ... Helped the Gators to a 9-4 record as a senior and a berth in the Lower State Championship game ... Ran the 100 meter hurdles in track and placed second in the state in the high jump as a junior ... Coached by Chris Carter at Lake Marion High ... Versatile player who saw action at defensive end and safety on defense and tackle, wide receiver and tight end on offense ... High-jumped 6'6" as a prep.

## Personal

Grandson of Mattie and Morris Watson ... Born Sept. 14, 1997.

## Scotty WASHINGTON

# 7

WR ■ R-Jr. ■ 6-5 ■ 220

Washington, D.C.  
St. John's



## 2017 (Redshirt Sophomore)

Third on the team with 43 receptions ... Second on the club with 711 receiving yards ... Named to ESPN's All-ACC Bowl team ... Had career-highs with nine receptions, 138 yards and a 50-yard touchdown reception in the Belk Bowl ... Laid out for a 47-yard reception that was the No. 5 Play of the Day on SportsCenter on Dec. 29 following the Belk Bowl ... Was 10th in the ACC in receiving yards per game with 54.7 ... Tied for fifth in the ACC with three 100-yard receiving games ... Three catches for 29 yards vs. NC State (11/18) ... Snagged seven passes for 113 yards at Syracuse (11/11) ... Career-high eight receptions at Notre Dame for 84 yards ... Had six catches for 133 yards vs. Louisville (10/28) ... Had 47-yard reception from John Wolford on the Deacons' first play from scrimmage against the Cardinals ... Had three catches for 72 yards on opening series vs. UL ... Caught a pair of passes for 25 yards at Clemson (10/7) including a 16-yard scoring pass from Kendall Hinton ... Had outstanding performance against Appalachian State (9/23) ... Caught four passes for team-high 79 yards including 37-yard reception ... Blocked Appalachian State's last-second field goal attempt that would have given the Mountaineers the win ... Had two receptions for 57 yards including a 33-yarder against Florida State (9/30) ... On the field for 749 snaps.

## 2016 (Redshirt Freshman)

Caught his first college pass vs. Delaware, 10-yard reception from John Wolford ... Missed the last two games of the regular season with an injury ... Given his first career start vs. Temple in the Military Bowl ... Had a break-out game in the win over Temple ... Set career highs with five receptions for 57 yards ... Had five receptions during the regular season and matched that total in the bowl game ... Had two receptions for 35 yards at NC State ... Granted his first varsity letter ... On the field for 333 snaps including season-best 71 vs. Temple.

## 2015 (True Freshman)

Redshirted.

## High School

Team captain as a senior ... Rated as a three-star recruit by 247, Rivals, and Scout ... Top 100 wide receiver in the country by Rivals and 247 ... Ranked as a top 10 player in Washington D.C. ... Finished the season with 19 receptions for 422 yards and two scores ... Had a 73-yard kickoff return for a score and four receptions for 73 yards vs. DeMatha ... Helped the Cadets to the WCAC Championship game in 2013 ... Coached by Joe Patterson.

## Personal

Son of Tony and Lisa Washington ... Father played basketball at St. Francis (Pa.) ... Born July 26, 1997.

## WASHINGTON'S CAREER RECEIVING STATS

	G-GS	Rec	Yds	Avg	TD	Lg/Opponent
2016	11-2	10	115	11.5	0	26/at NC State
2017	13-11	45	711	15.8	3	50/Texas A&M
Career	24-13	55	826	15.0	3	50/Texas A&M

## Tyler WATSON

# 58

OL ■ R-So. ■ 6-5 ■ 290

Roswell, Ga.  
Milton



## 2017 (Redshirt Freshman)

Played in all 13 games and was on the field for 116 snaps ... Member of the punt coverage team throughout the season. ... Season-high 26 snaps vs. Presbyterian (8/31) ... Saw scrimmage action against Utah State (9/16) as well ... Earned his first varsity letter.

## 2016 (True Freshman)

Redshirted.

## High School

Team captain at Milton High ... First Team All-North Fulton Metro by the Atlanta Journal-Constitution ... Received the Great American Rivalry Series Scholar-Athlete Award for 2015 ... three-star recruit by 247Sports and ESPN ... Three-year starter on offense and defense for coach Howie Decristofaro ... Began his career as a defensive lineman for the Eagles ... Also lettered in wrestling.

## Personal

Son of Lynn and Randy Watson ... Born September 1, 1997 ... Ranked in the top 10 percent of his class at Milton High School ... Named an AP Scholar.

## Blake WHITEHEART

# 85

TE ■ Fr. ■ 6-4 ■ 240

Winston-Salem, N.C.  
Mt. Tabor



## High School

Enrolled at Wake Forest in January 20 ... Team captain in high school ... A three-star athlete by ESPN and 247Sports ... Rated the No. 66 tight end in the nation by 247 and the No. 39 prospect in the state by ESPN ... Four-year letterman ... Played for Coach Tiesuan Brown ... Four-time All-Forsyth County selection ... As a senior was named to the Shrine Bowl of the Carolinas all-star game and had one reception for 38 yards ... Named All-Northwest North Carolina for the second straight year ... Had 24 receptions for 389 yards and four touchdowns ... All-conference honoree as a junior and senior ... Helped Mount Tabor to the third round of the Class 3-AA state playoffs ... Team finished the season 11-3 and earned the No. 1 seed in the playoffs ... Lettered four years in lacrosse and earned three all-conference selections ... Earned all-region and state honorable mention honors in lacrosse as well.

## Personal

Son of Michael and Tina Whiteheart ... Born March 22, 2000 ... Member of the National Honor Society.

## Ja'Cquez WILLIAMS 30



**LB ■ R-So. ■ 6-2 ■ 210**  
Hinesville, Ga.  
Liberty County

### 2017 (Redshirt Freshman)

Tied for 17th on the team with 21 tackles on the season ... Had a sack and a pair of tackles for loss ... Made his college debut vs. Presbyterian with a pair of tackles ... Played season-high 56 snaps at Georgia Tech (10/21) and made four tackles ... Added 56 snaps against Louisville (10/28) and Notre Dame (11/4) ... Season-high six tackles, a sack and a PBU at Notre Dame (11/4) ... Suffered injury vs. Appalachian State (9/23) that kept him out of the Florida State game ... Played on the kickoff coverage and kickoff return teams ... On the field for 442 snaps on the season ... Earned his first varsity letter.

### 2016 (True Freshman)

Redshirted.

### High School

Team captain and MVP in 2015 ... Outstanding high school running back who is projected as a linebacker for the Demon Deacons ... Tabbed a three-star recruit by Rivals and ESPN ... Ranked among the top 80 players in Georgia by ESPN ... Second Team all-state selection by the Georgia Sports Writers Association ... Honorable mention 4-A all-state by the Atlanta Journal-Constitution ... Offensive Player of the Year in Region 3-4A ... First Team All-Region 3-4A as a junior ... Became a starter for the Panthers as a sophomore ... Helped Liberty County win its first playoff game in school history ... Played for Coach Kirk Warner ... Rushed for 1,167 yards and caught 22 passes for 421 yards in 2015 ... Rushed for 244 yards and two touchdowns while catching five passes for 115 yards and two more scores in a win over Richmond Hill ... Had a 93-yard run in one game and a 72-yard scoring burst vs. Effingham County ... Caught three touchdown passes and rushed for another in a win over McIntosh County Academy ... Named to Georgia Athletic Coaches Association All-Star Game (South).

### Personal

Son of Chris and Shonetta Williams ... Born Sept. 20, 1997.

### WILLIAMS' CAREER DEFENSIVE STATS

	G-GS	S-A-Tot	TFL-Yds	Sk-Yds	Int-Yds	PBU	FF-FR
2017	12-0	17-4-21	2-0-7	1-0-4	0-0	1	0-0
Career	12-0	17-4-21	2-0-7	1-0-4	0-0	1	0-0

## Tyler WILLIAMS 72



**DL ■ R-Fr. ■ 6-1 ■ 290**  
West Palm Beach, Fla.  
Oxbridge Academy

### 2017 (True Freshman)

Redshirted.

### High School

Team captain ... Consensus three-star recruit ... ESPN rated him the No. 70 defensive tackle in the nation ... Ranked the No. 12 defensive tackle in Florida by Scout ... Won the Lou Groza Award as Palm Beach County's Player of the Year in 2016 ... Named the All-Area Defensive Player of the Year by the Palm Beach Post ... Member of CBS MaxPreps Small Schools All-American Football Team ... Made 38 total tackles and 19 tackles for loss with four sacks and two forced fumbles ... Helped Oxbridge Academy to a 10-2 record and the state 3-A semifinals ... Three-year letterman for Coach Brendan Kent.

### Personal

Son of Tyeisha Rousseau ... Stepfather is Hydn Rousseau and father is Rodney Williams ... Born Aug. 11, 1999.

## Adam WINTER 92



**DE ■ R-Fr. ■ 6-3 ■ 260**  
St. Louis, Mo.  
De Smet Jesuit

### 2017 (True Freshman)

Redshirted ... Earned defensive scout team player of the week following the Syracuse game.

### High School

Three-time all-conference defensive end ... Member of the Post-Dispatch Super 30 ... Three-year two-way varsity starter ... Named all-district as a senior ... Played for Coach Robert Steeples ... Holds the school record in the deadlift.

### Personal

Son of Tracy and Tim Winter ... Born Jan. 21, 1999 ... Maintained a 4.1 GPA throughout high school.

## Peyton WOULARD 38



**DB ■ Fr. ■ 6-1 ■ 170**  
Suwanee, Ga.  
Collins Hill

### High School

Team defensive captain ... A consensus three-star athlete by Rivals, 247Sports and ESPN ... Rated the No. 83 safety in the nation and No. 97 prospect in the state by 247Sports ... Played for Coach Lenny Gregory ... Three-year starter and letterman ... Had 221 career tackles, six interceptions, 23 pass break-ups and one interception return for a touchdown ... First Team all-state Class 7A as a senior ... Named First Team All-Region 6-7A ... Named First Team All-Gwinnett County ... Named to the Team of the Month for Sept/Oct by the Gwinnett Touchdown Club ... Named the MaxPreps High School Athlete of the Month for October ... Had 65-yard scoring catch vs. Shiloh in season opener ... Caught a 75-yard touchdown pass against Mill Creek ... Had two interceptions vs. Lambert including a 57-yard return for a touchdown ... Helped the Eagles to the first round of the state playoffs ... Received the Eagle Award as the team's best all-around player ... Recorded 79 tackles and two interceptions as a junior ... All-region and all-county honoree.

### Personal

Son of Mashelia and David Woulard ... Born Dec. 15, 1999 ... Honor Roll student ... Father was an FCS All-American at Mississippi Valley State and one of the school's all-time top 100 players ... Both parents are graduates of MVSU ... Competed against fellow Wake Forest signee Ken Dicks III in 2017.

## Willie YARBARY 48



**DL ■ R-Jr. ■ 6-2 ■ 280**  
Augusta, Ga.  
Richmond Academy

Elected a team captain for 2018 ... Missed spring practice in 2018 after undergoing off-season shoulder surgery.

### 2017 (Redshirt Junior)

Started all 13 games in 2017 and finished 12th on the team with 30 tackles ... Third on the club with 4.0 sacks and sixth with 7.5

tackles for loss ... Two tackles and game-high 2 QBH vs. Duke (11/25) ... Had four tackles and a key fourth quarter sack vs. NC State (11/18) ... Had two sacks vs. Louisville (10/28) ... Had four tackles at Georgia Tech (10/21) ... Had tremendous game vs. Florida State (9/30) ... Had four tackles, two sacks and two tackles for loss vs. the Seminoles ... Made three tackles, two for loss, vs. Utah State (9/16) ... Career-high six tackles at Boston College (9/9) that earned him Wake Forest's defensive player of the week award ... Had one tackle and a QB hurry vs. PC.

### 2016 (Redshirt Sophomore)

Started twice on the season including the season-opener vs. Tulane and in the Military Bowl vs. Temple ... Missed the Duke game due to injury ... Returned to action vs. Delaware ... Sacked Heisman Trophy-winning QB Lamar Jackson twice for a loss of 16 yards at Louisville (11/12) ... Posted a season-best four tackles vs. Temple in the Military Bowl ... Had a pair of three-tackle games against NC State and Army West Point ... Finished the year with 21 tackles and 2.5 sacks ... On the field for 343 plays including a season-best 73 in the Military Bowl ... Awarded his second varsity letter.

### 2015 (Redshirt Freshman)

Played in 11 of 12 games as a redshirt freshman ... On the field for 221 snaps during the year including a high of 35 against Indiana (9/26) ... Season-high three tackles vs. Elon (9/3) ... Collected a tackle for loss vs. Army (9/19).

### 2014 (True Freshman)

Redshirted.

### High School

A 2014 graduate of the Academy of Richmond County in Augusta, Ga. ... The No. 53-ranked defensive tackle in the nation ... The 50th-ranked prospect in Georgia ... Member of the Augusta Chronicle Dream 16 team ... Honorable mention all-state Class 4A ... Named First Team all-area and First Team All-Central Savannah River ... Earned Region 3-4A Defensive Player of the Year honors ... Made 106 tackles as a senior and led the region with 9.5 sacks ... Added an interception, 12 tackles for loss and two fumble recoveries ... Leading tackler for the Musketeers in 2012 as he was named team defensive MVP ... Had 10 sacks as a junior in earning all-area and all-region honors ... Two-year team captain and three-year starter ... Played for Coach Chris Hughes ... Helped Team Georgia to a win over Team South Carolina in the inaugural Border Bowl ... Also saw action on offense at tight end.

### Personal

Son of Natosha Dunn ... Born June 18, 1996 ... Name is pronounced "YAR-bare-ee".

### YARBARY'S CAREER DEFENSIVE STATS

	G-GS	S-A-Tot	TFL-Yds	Sk-Yds	Int-Yds	PBU	FF-FR
2015	11-0	4-7-11	0.5-1	0-0	0-0	0	0-0
2016	12-2	13-8-21	2.5-27	2.5-27	0-0	1	0-0
2017	13-13	14-16-30	7.5-21	2.0-5	0-0	1	0-0
Career	36-15	31-31-62	10.5-49	4.5-32	0-0	1	0-0

## DEACON COACHING STAFF

# Dave CLAWSON

Head Coach

5th Year

Williams ■ 1989

Four may not be Dave Clawson's lucky number but perhaps it should be. Having recently completed his fourth season at Wake Forest, his fourth head coaching stop, Clawson seems to always strike gold in Year Four.

Clawson, who started his head coaching career at Fordham in 1999, took the Rams to a 10-3 record in his fourth year in The Bronx and a berth in the Football Championship Subdivision playoffs. Clawson started at Richmond in 2004 and had the Spiders at 11-3 and in the FCS semifinals in Year Four. At Bowling Green, Clawson's fourth season produced an 8-5 record and a berth in the Military Bowl. And Year Four at Wake Forest as no less magical with the Deacons sitting at 8-5 following a thrilling 55-52 win over Texas A&M in the Belk Bowl in December.

For four seasons with the Demon Deacons, Clawson has preached strong defense and patience on offense. Year Four brought an avalanche of offense as his group of attackers, thrown into the fire in 2014 as youngsters, matured into a tenacious group that set school records for scoring and total offense.

The Demon Deacons set 105 records in 2017, tied another 15 marks, and became one of the nation's most efficient and productive offenses. Wake Forest set major records for points scored in a season, obliterating the record by 97 points. The offense set new marks for total offense yards in a game and in a season, yards per carry, most touchdowns scored and most touchdown passes in a season. The defense set a record with 106 tackles for loss.

But two records stand out: Wake Forest had 11 players selected for 12 All-ACC positions, and as a team, the Deacons beat six bowl teams in 2017.

The 2016 season marked year three in a career that has steadily shown vast improvement in year three. During his time at Fordham, Richmond and Bowling Green, Clawson's year three teams averaged six wins. He exceeded that mark with seven victories in 2016.

With the 2016 addition of McCreary Field House, Wake Forest's state-of-the-art indoor practice facility, and the construction of the Sutton Sports Performance Center, which will mark yet another technologically advanced facility, Clawson and the Deacons are clearly on a roll.

On December 10, 2013, Clawson became the 32nd head football coach in Wake Forest University history. The head coach at Bowling Green State University from 2009 through 2013, Clawson led the Falcons to the 2013 Mid-American Conference championship with a 47-27 win over No. 16 Northern Illinois.

Clawson joined the Demon Deacons after five seasons as the head coach at BGSU in Bowling Green, Ohio. He built the Falcons to be explosive both offensively and defensively. The 2013 Bowling Green team ranked 29th in the nation in total offense and tenth in total defense. In 2012, BGSU was ranked sixth in the nation in total defense and 10th nationally in scoring defense, yielding just 16.8 points per game. The Falcons were one of only two non-power conference teams to rank in the top 30 statistically in both total offense and total defense in 2013.



**Since coming to Wake Forest prior to the 2014 season, Clawson has led the Demon Deacons to their first bowl game in five years, the first bowl win in eight years, the first win over a ranked team in five seasons and the first bowl win over a ranked team in school history.**

Bowling Green's 2013 team went 10-3 overall under Clawson and won the MAC East title with a 7-1 record. The Falcons received a bid to the Little Caesar's Bowl in Detroit. It marked the third bowl appearance in five seasons for Clawson's team.

In his 18 years as a head coach, Clawson delivered a conference championship at each of his first three stops. Prior to the 2013 Mid-American Conference title at Bowling Green, Clawson helped Richmond to a pair of Colonial Athletic Association titles in 2005 and 2007. His first championship as a head coach came in 2002 when he led Fordham to the Patriot League title.

He has also earned numerous Coach of the Year awards. He was the Patriot League Coach of the Year in 2001 and 2002 and was awarded the 2005 Atlantic 10 Coach of the Year award in just his second year in the league. The 2007 CAA Coach of the Year award marked his fourth conference Coach of the Year honor in his first nine years as a head coach.

In 2002, Clawson was the Schutt Sports/American Football Monthly I-AA Coach of the Year and a finalist for the Eddie Robinson Award. In 2005, Clawson earned National Coach of the Year from I-AA.org and was again a finalist for the Eddie Robinson Award.

A 1989 graduate of Williams College in Massachusetts, Clawson earned a degree in political economy. A native of Youngstown, N.Y., Clawson was a defensive back for Williams and went on to serve as a graduate assistant coach at Albany in 1989 and 1990. He moved to Buffalo for the 1991 and 1992 seasons, tutoring the secondary his first year and the quarterbacks and running backs his second.

In 1993, Clawson was named the running backs coach at Lehigh and helped the Mountain Hawks to a 7-4 record and the Patriot League championship. He was promoted to offensive coordinator in 1994 and spent two years in that role, adding another Patriot League title in 1995. Lehigh won a pair of Patriot League titles in his three years and his offense led the league in scoring, total offense and pass offense in each of his final two seasons.

Villanova hired Clawson as offensive coordinator in 1996 and his offense helped the Wildcats to NCAA FCS appearances in 1996 and 1997. During his tenure at Villanova, Clawson's offense established 70 program records, held the No. 1 ranking in the nation for six weeks in 1997 and won the 1997 Atlantic 10 championship. He tutored Brian Westbrook who became the first player in college football history to gain 1,000 yards both rushing and receiving.

Following the 1998 season, Clawson became the nation's youngest Division I head coach when he was named head coach at Fordham. Inheriting a team that had won just 22 games in the previous 10 years, Clawson turned the Rams into the Patriot League champions in his fourth season. He was the Patriot League Coach of the Year in both 2001 and 2002. Clawson helped the Rams 2002 FCS Playoffs where they defeated fourth seed Northeastern in the opening round before falling to Villanova.

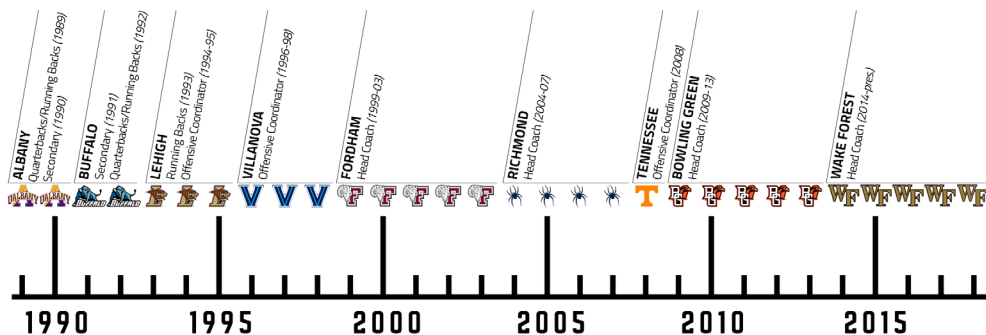
Clawson was named the head coach at Richmond prior to the 2004 season. He guided the Spiders to the biggest two-year turnaround in school history, improving from 3-8 in 2004 to 9-4 in 2005. In 2007, his final year with the Spiders, Clawson guided Richmond to an 11-3 record, the Colonial South title and the FCS national semifinals.

He left Richmond in 2008 to replace David Cutcliffe as the offensive coordinator under Phillip Fulmer at Tennessee. Following that season, Clawson was named the head coach at Bowling Green in time for the 2009 season.

Clawson and his wife, Catherine, are the parents of two children, Courtney and Eric.



## CLAWSON COACHING TIMELINE



## THE DAVE CLAWSON FILE

### BORN

- August 16, 1967 in Youngstown, New York

### FAMILY

- Wife — Catherine
- Children — Courtney and Eric

### EDUCATION

- Williams College — 1989  
B.A. in Political Economy
- SUNY Albany — 1992  
M.A. in Liberal Studies

### PLAYING HISTORY

- Williams College — 1985-88  
Three-year starter at defensive back  
Also played basketball

### COACHING HONORS

- 2007 CAA Coach of the Year
- 2005 I-AA.org National Coach of the Year
- 2005 Atlantic 10 Coach of the Year
- 2002 Schutt Sports/American Football Monthly National I-AA Coach of the Year
- 2001 & 2002 Patriot League Coach of the Year

### CHAMPIONSHIPS AS A HEAD COACH

- 2013 MAC Championship (Bowling Green)
- 2007 CAA Championship (Richmond)
- 2005 Atlantic-10 Championship (Richmond)
- 2002 Patriot League Championship (Fordham)

### AS A HEAD COACH

Year	School	Record	Conf	Post.
2017	Wake Forest	8-5	4-4	Belk
2016	Wake Forest	7-6	3-5	Military
2015	Wake Forest	3-9	1-7	
2014	Wake Forest	3-9	1-7	
2013	Bowling Green	10-3	7-1	Lil' Caesar
2012	Bowling Green	8-5	6-2	Military
2011	Bowling Green	5-7	3-5	
2010	Bowling Green	2-10	1-7	
2009	Bowling Green	7-6	6-2	Humanitarian
2007	Richmond	11-3	7-1	FCS Semi
2006	Richmond	6-5	3-5	
2005	Richmond	9-4	7-1	FCS QF
2004	Richmond	3-8	2-6	
2003	Fordham	9-3	4-3	
2002	Fordham	10-3	6-1	FCS QF
2001	Fordham	7-4	5-2	
2000	Fordham	3-8	1-5	
1999	Fordham	0-11	0-6	

Career	111-109	67-70
At Fordham	29-29	16-17
At Richmond	29-20	19-13
At Bowling Green	32-31	23-17
At Wake Forest	21-29	9-23

### AS AN ASSISTANT COACH

Year	School	Record	Conf	Bowl
2008	Tennessee	5-7	3-5	
1998	Villanova	6-5		
1997	Villanova	12-1		
1996	Villanova	8-4	6-2	
1995	Lehigh	8-3	5-0	
1994	Lehigh	5-5-1	3-2	
1993	Lehigh	7-4	4-1	
1992	Buffalo	4-6		
1991	Buffalo	3-7		
1990	Albany	5-4		
1989	Albany	3-7		

### CHAMPIONSHIPS AS AN ASSISTANT COACH

- 1997 Atlantic 10 Championship (Villanova)
- 1995 Patriot League Championship (Lehigh)
- 1993 Patriot League Championship (Lehigh)



## DEACON COACHING STAFF

### CLAWSON YEAR-BY-YEAR

#### 1999 (Fordham)

**Record: 0-11, 0-6 Patriot**

Lehigh	L	7-49
Colgate	L	24-49
at Cornell	L	14-42
at Princeton	L	0-27
at Penn	L	18-35
Harvard	L	30-37
at Towson	L	23-25
Brown	L	18-37
at Lafayette	L	7-27
Holy Cross	L	14-37
Bucknell	L	15-45

#### 2000 (Fordham)

**Record: 3-8, 1-5 Patriot**

Towson	L	13-36
Fairfield	W	34-7
at Columbia	L	26-43
at Colgate	L	6-21
at Georgetown	W	17-10
Brown	L	17-44
Yale	L	17-24
at Bucknell	L	13-27
Lafayette	W	31-28
at Lehigh	L	17-51
at Holy Cross	L	20-27

#### 2001 (Fordham)

**Record: 7-4, 5-2 Patriot**

at Fairfield	W	46-14
at Colgate	L	9-21
Georgetown	W	48-13
at Brown	L	23-40
at Yale	L	27-36
Lehigh	L	21-31
Bucknell	W	17-12
at Lafayette	W	45-24
at Towson	W	28-23
Holy Cross	W	24-21
Columbia	W	41-10

#### 2002 (Fordham)

**Record: 10-3, 6-1 Patriot  
Patriot League Co-Champions**

Saint Peter's	W	43-0
Colgate	W	40-31
Columbia	L	11-13
at Fairfield	W	51-6
at Georgetown	W	41-10
Brown	W	24-17
Lafayette	W	33-26
Lehigh	L	23-26 (ot)
at Holy Cross	W	37-27
Towson	W	42-14
at Bucknell	W	34-7
at Northeastern ^	W	29-24
at Villanova ^	L	10-24
^ - FCS Playoffs		

#### 2003 (Fordham)

**Record: 9-3, 4-3 Patriot**

C.W. Post	W	42-7
at Rhode Island	W	63-28
at Lehigh	L	16-23
Columbia	W	37-30
Bucknell	L	10-31
at Brown	W	24-21
New Haven	W	41-7
at Lafayette	W	32-30
Georgetown	W	34-10
Holy Cross	W	49-28
at Colgate	L	3-14
at Towson	W	35-22

#### 2004 (Richmond)

**Record: 3-8, 2-6 A-10**

at NC State	L	0-42
at VMI	W	34-7
at Massachusetts	W	24-14
Lafayette	L	16-21
Maine	L	25-29
at Villanova	L	10-49
James Madison	L	20-26
at Hofstra	L	17-48
Towson	W	24-0
Delaware	L	14-23
at William & Mary	L	14-38

#### 2005 (Richmond)

**Record: 9-4, 7-1 A-10  
Atlantic 10 Champions**

Massachusetts	L	6-19
at Lafayette	L	0-7
at Maine	W	26-21
at Vanderbilt	L	13-37
Villanova	W	38-20
Delaware	W	20-10
Hofstra (2 OT)	W	43-37
at James Madison	W	18-15
VMI	W	38-3
at Towson	W	48-21
vs. William & Mary	W	41-7
at Hampton ^	W	38-10
Furman ^	L	20-24
^ - FCS Playoffs		

#### 2006 (Richmond)

**Record: 6-5, 3-5 A-10**

at Duke	W	13-0
VMI	W	58-7
Bucknell	W	48-21
Northeastern	W	12-7
at New Hampshire	L	17-27
at Rhode Island	W	31-6
Delaware	L	24-28
James Madison	L	10-27
at Villanova	L	21-31
Towson	L	7-31
at William & Mary	W	31-14

#### 2007 (Richmond)

**Record: 11-3, 7-1 CAA  
Colonial Athletic Association Champions**

at Vanderbilt	L	17-41
at Northeastern	W	49-14
at Bucknell	W	45-14
New Hampshire	W	45-38
at Towson	L	21-23
Stony Brook	W	42-0
Rhode Island	W	38-6
at James Madison	W	17-16
Villanova	W	35-27
at Delaware	W	62-56 (5ot)
William & Mary	W	31-20
Eastern Kentucky ^	W	31-14
at Wofford ^	W	21-10
at Appalachian State ^	L	35-55
^ - FCS Playoffs		

#### 2009 (Bowling Green)

**Record: 7-6, 6-2 MAC**

Troy	W	31-14
at Missouri	L	20-27
at Marshall	L	10-17
Boise State	L	14-49
Ohio	L	37-44
at Kent State	W	36-35
at Ball State	W	31-17
Central Michigan	L	10-24
at Buffalo	W	30-29
at Miami (OH)	W	35-14
Akron	W	36-20
Toledo	W	38-24
vs. Idaho ^	L	42-43
^ - Humanitarian Bowl		

#### 2010 (Bowling Green)

**Record: 2-10, 1-7 MAC**

at Troy	L	27-30
at Tulsa	L	20-33
Marshall	W	44-28
at Michigan	L	21-65
Buffalo	L	26-28
at Ohio	L	25-49
at Temple	L	27-28
Kent State	L	6-30
at Central Michigan	W	17-14
Miami (OH)	L	21-24
at Toledo	L	14-33
Western Michigan	L	7-41

#### 2011 (Bowling Green)

**Record: 5-7, 3-5 MAC**

at Idaho	W	32-15
Morgan State	W	58-13
Wyoming	L	27-28
at Miami	W	37-23
at West Virginia	L	10-55
at Western Michigan	L	21-45
Toledo	L	21-28
Temple	W	13-10
at Kent State	L	15-27
Northern Illinois	L	14-45
Ohio	L	28-29
at Buffalo	W	42-28

#### 2012 (Bowling Green)

**Record: 8-5, 6-2 MAC**

at Florida	L	14-27
Idaho	W	21-13
at Toledo	L	15-27
at Virginia Tech	L	0-37
Rhode Island	W	48-8
at Akron	W	24-10
Miami	W	37-12
at UMass	W	24-0
Eastern Michigan	W	24-3
at Ohio	W	26-14
Kent State	L	24-31
vs. Buffalo	W	21-7
vs. San Jose State ^	L	20-29
^ - Military Bowl		

#### 2013 (Bowling Green)

**Record: 10-3, 7-1 MAC**

Tulsa	W	34-7
at Kent State	W	41-22
at Indiana	L	10-42
Murray St.	W	48-7
Akron	W	31-14
UMASS	W	28-7
at Mississippi St.	L	20-21
Toledo	L	25-28
at Miami	W	45-3
Ohio	W	49-0
at E. Michigan	W	58-7
at Buffalo	W	24-7
vs. N. Illinois & & - MAC Championship Game	W	47-27

#### 2014 (Wake Forest)

**Record: 3-9, 1-7 ACC**

at ULM	L	10-17
Gardner-Webb	W	23-7
at Utah State	L	24-36
Army	W	24-21
at Louisville	L	10-20
at Florida State	L	3-43
Syracuse	L	7-30
Boston College	L	17-23
Clemson	L	20-34
at NC State	L	13-42
Virginia Tech	W	6-3 (2ot)
at Duke	L	21-41

#### 2015 (Wake Forest)

**Record: 3-9, 1-7 ACC**

Elon	W	41-3
at Syracuse	L	17-30
at Army	W	17-14
Indiana	L	24-31
Florida State	L	16-24
at Boston College	W	3-0
at North Carolina	L	14-50
NC State	L	17-35
Louisville	L	19-20
at Notre Dame	L	7-28
at Clemson	L	13-33
Duke	L	21-27

#### 2016 (Wake Forest)

**Record: 7-6, 3-5 ACC**

Tulane	W	7-3
at Duke	W	24-14
Delaware	W	38-21
at Indiana	W	33-28
at NC State	L	16-33
Syracuse	W	28-9
at Florida State	L	6-17
Army	L	13-21
Virginia	W	27-20
at Louisville	L	12-44
Clemson	L	13-35
Boston College	L	14-17
vs. Temple ^	W	34-26
^ - Military Bowl		

#### 2017 (Wake Forest)

**Record: 8-5, 4-4 ACC**

Presbyterian	W	51-7
at Boston College	W	34-10
Utah State	W	46-10
at Appalachian State	W	20-19
Florida State	L	19-26
at Clemson	L	14-28
Georgia Tech	L	24-38
Louisville	W	42-32
at Notre Dame	L	37-48
at Syracuse	W	64-43
NC State	W	30-24
Duke	L	23-31
vs. Texas A&M	W	55-52
^ - Belk Bowl		

### CLAWSON VS. ALL OPPONENTS

OPPONENT	LAST	RECORD
Akron	2013	3-0
Appalachian State	2017	1-1
Army West Point	2016	2-1
Ball State	2009	1-0
Boise State	2009	0-1
Boston College	2017	2-2
Brown	2003	2-3
Bucknell	2007	4-3
Buffalo	2013	4-1
C.W. Post	2003	1-0
Central Michigan	2010	1-1
Clemson	2017	0-4
Colgate	2003	1-4
Columbia	2003	2-2
Cornell	1999	0-1
Delaware	2016	3-2
Duke	2017	2-3
Eastern Kentucky	2007	1-0
Eastern Michigan	2013	2-0
Elon	2015	1-0
Fairfield	2002	3-0
Florida	2012	0-1
Florida State	2017	0-4
Furman	2005	0-1
Gardner-Webb	2014	1-0
Georgetown	2003	4-0
Georgia Tech	2017	0-1
Hampton	2005	1-0
Harvard	1999	0-1
Hofstra	2005	1-1
Holy Cross	2003	3-2
Idaho	2012	2-1
Indiana	2016	1-2
James Madison	2007	2-2
Kent State	2013	2-3
Lafayette	2004	4-3
Lehigh	2003	0-5
Louisiana-Monroe	2014	0-1
Louisville	2017	1-3
Maine	2005	1-1
Marshall	2010	1-1
Massachusetts	2013	3-1
Miami (OH)	2013	4-1
Michigan	2010	0-1
Mississippi State	2013	0-1
Missouri	2009	0-1
Morgan State	2011	1-0
Murray State	2013	1-0
NC State	2017	1-4
New Hampshire	2007	1-1
New Haven	2003	1-0
North Carolina	2015	0-1
Northeastern	2007	3-0
Northern Illinois	2013	1-1
Notre Dame	2017	0-2
Ohio	2013	2-3
Penn	1999	0-1
Princeton	1999	0-1
Presbyterian	2017	1-0
Rhode Island	2012	4-0
Saint Peter's	2002	1-0
San Jose State	2012	0-1
Stony Brook	2007	1-0
Syracuse	2017	2-2
Temple	2016	2-1
Texas A&M	2017	1-0
Toledo	2013	1-4
Towson	2007	5-4
Troy	2010	1-1
Tulane	2016	1-0
Tulsa	2010	1-1
Utah State	2017	1-1
Vanderbilt	2007	0-2
Villanova	2007	2-3
Virginia	2016	1-0
Virginia Tech	2014	1-1
VMI	2006	3-0
West Virginia	2011	0-1
Western Michigan	2011	0-2
William & Mary	2007	3-1
Wofford	2007	1-0
Wyoming	2011	0-1
Yale	2001	0-2
<b>Total</b>		<b>111-109</b>

# DEACON COACHING STAFF

## Kevin HIGGINS

*Assistant Head Coach ■ Wide Receivers ■ Recruiting Coordinator*

*5th Year*

*West Chester ■ 1977*

Kevin Higgins is in his fifth season on the Wake Forest football staff after joining head coach Dave Clawson in December 2013. Higgins, who spent nine seasons as the head coach of The Citadel, serves as the assistant head coach, recruiting coordinator and the coach of Wake Forest's wide receivers.

Wake Forest's most veteran coach, Higgins has overseen the steady improvement of a young receiving corps. His collection of receivers in 2017 set numerous records including becoming the first group in school history to have four receivers with 40 or more catches in a season.

Among his 2017 players, Higgins worked with redshirt freshman Greg Dortch who set the school record with four touchdown catches in a game. The receivers also contributed to a school record 6,055 total offense yards in a season.

His top receiver in 2015, K.J. Brent, spent the 2017 season with the Indianapolis Colts. Higgins helped guide a 2015 corps that produced five receivers with 30 or more receptions.

"Kevin has a wealth of football knowledge gained as a head coach and also through his experience in the NFL as a quarterbacks and wide receivers coach. He has been a great addition to our staff," said head coach Dave Clawson.

Higgins compiled a 99-83-1 record in 16 years as a head coach. He was the head coach for seven seasons at Lehigh from 1994-2000, leading the Mountain Hawks to a 56-25-1 record and three appearances in the Football Championship Subdivision playoffs.

In his final three seasons at Lehigh, Higgins posted a 34-4 record and won or shared three consecutive Patriot League titles. He led the Mountain Hawks to undefeated regular seasons in 1998 and 2000. Higgins was named the Patriot League Coach of the Year in 1995, 1998 and 2000.

In nine seasons at The Citadel, Higgins broke or tied over 110 school records. In 2012, he led the Bulldogs to a 7-4 record and was named the Southern Conference Coach of the Year. Higgins took The Citadel to a top 10 national ranking in 2012, the first time the school had been ranked in the top 10 in 20 years. He ranks third all-time in wins at The Citadel.

A native of Emerson, N.J., Higgins began his collegiate coaching career in 1981 as an assistant at Gettysburg. After four years he became an assistant at Richmond before joining Lehigh as an assistant in 1988. After six seasons he was elevated to head coach and led Lehigh from 1994 through 2000.

In 2000, Higgins helped Lehigh record its second undefeated regular season (11-0) in three years and its third-straight league title. The team ended the season

12-1 after falling to Delaware in the quarterfinals of the Division I-AA playoffs. In 1999, Lehigh was 10-1 and earned an at-large postseason bid after being co-Patriot League champions and ranked 14th nationally. He also was named GTE Regional Coach of the Year in 1999.

The previous season, Lehigh completed its first undefeated regular season (11-0) under Higgins, and defeated third-ranked Richmond in the opening round of the playoffs before losing to Massachusetts, which went on to win the national championship.

Higgins became the quarterbacks coach for the Detroit Lions in 2001 and was responsible for the tutoring and developing of Detroit's first-round draft pick, quarterback Joey Harrington.

During his fourth season with the Lions he assumed the position of wide receivers coach and was responsible for the development of one of the most exciting trios of wideouts in the NFL: Az-Zahir Hakim, Charles Rogers and Roy Williams. Higgins coached Williams to the Lions' single season records for a rookie in receptions (54), receiving yards (817) and touchdowns (8) before joining The Citadel.

Clawson and Higgins were both assistant coaches at Lehigh in 1993. When Higgins was promoted to head coach for the 1994 season, he elevated Clawson to offensive coordinator from running backs coach.

A 1977 graduate of West Chester, Higgins earned a bachelor's degree in health and physical education while playing free safety and being named the team's most valuable defensive back his senior season. He went on to receive his master's degree in physical education from East Stroudsburg in 1981.

Higgins and his wife, Kay, have three children: son Tim (wife Sarah), and daughters Meaghan (husband Jason Helms) and Katie Rose.



### THE KEVIN HIGGINS FILE

#### BORN

- December 1, 1955 in Manhattan, N.Y.

#### FAMILY

- Wife — Kay
- Children — Tim, Meaghan, Katie Rose

#### EDUCATION

- West Chester University — 1977  
B.S. in Health & Physical Education
- East Stroudsburg University — 1981  
Master's in Physical Education

#### PLAYING HISTORY

- West Chester University — 1973-76  
Free safety; named most valuable DB as a senior

#### COACHING HISTORY

- Emerson HS (N.J.) — 1977-78
- North Warren Regional HS (N.J.) — 1979-80
- Gettysburg College — 1981-84
- University of Richmond — 1985-87
- Lehigh University — 1988-2000  
Head Coach — 1994-2000
- Detroit Lions (NFL) — 2001-04
- The Citadel (Head Coach) — 2005-13
- Wake Forest University — 2014-present



# DEACON COACHING STAFF

## Warren RUGGIERO

*Offensive Coordinator* ■ *Quarterbacks*

5th Year

Delaware ■ 1988

Warren Ruggiero begins his fifth season as Wake Forest's offensive coordinator and quarterbacks coach after previously serving in the same role under head coach Dave Clawson at Bowling Green.

Ruggiero oversaw the development of an explosive Wake Forest offense that in 2017 set over 100 team and individual records.

The Deacons in 2017 set new standards for points scored (459) and total offense yards (6,055) in a season, while accumulating five of the top 10 offensive games in school history.

Under Ruggiero's tutelage, quarterback John Wolford earned second team All-ACC honors and led the ACC in passing efficiency while setting school records for touchdown passes (29), touchdowns responsible for (39) and passing yards (3,192) in a season. Eight of Wake Forest's 12 All-ACC selections in 2017 came from the offense.

Ruggiero has been an offensive coordinator for 26 years at six different universities before Wake Forest, and has tutored quarterbacks for 27 years at the college level. His offense has finished in the top 10 in the country in either total offense or scoring offense at all six stops. Ruggiero's units have finished in the top six in the country in passing offense at the last four stops. He has coached an All-American QB at five of his last six coaching jobs.

In 2013 Ruggiero's BGSU offense finished fourth in the country in total offense (per possession), first in the nation in time of possession and first in the conference and 10th in the nation in passing efficiency behind a sophomore quarterback who was named the MVP of the conference championship game.

In 2009 Ruggiero's offense finished sixth in the country in passing while QB Tyler Sheehan (Houston Texans) threw for over 4,000 yards and receiver Freddie Barnes (Chicago Bears) broke the all-time NCAA record with 155 catches in one season.

Before Bowling Green, Ruggiero was the quarterback coach at Kansas State and coached Josh Freeman to a first round selection in the 2009 NFL Draft. He also mentored Collin Klein who went on to be a finalist for the Heisman Trophy.

Ruggiero spent the 2006 and 2007 seasons as the offensive coordinator at Elon University, where he rebuilt an offense that was 108th in the country prior to his arrival and within two years finished ninth in the nation in scoring offense and second nationally in passing offense. There he worked with quarterback Scott Riddle, a first team All-American

and the Southern Conference's Freshman of the Year in 2007, who went on to play in the Canadian Football League.

As a true freshman Riddle broke 27 school records en route to being named College Sporting News National Freshman of the Year and leading the country in total passing yards, passing yards and completions per game.

Prior to Elon, Ruggiero spent six years at Hofstra including the final four years as offensive coordinator. His offense finished 10th in the country in scoring offense and finished third and fourth in the country in passing offense in his final two consecutive years. He mentored Anton Clarkson (NY Giants) to All-CAA honors and Rocky Butler (Saskatchewan Roughriders) to All-America status.

Butler earned First-Team All-American honors and was the runner-up for the Walter Payton Award for top I-AA player behind Brian Westbrook in 2001. That season, Butler was third in the country in total offense and second in passing efficiency.


While still at Hofstra he recruited and coached future New Orleans Saints wide receiver Marques Colston, who was named to the NFL All-Rookie Team in 2006.

In 1999, Ruggiero coached the tight ends at William & Mary where both of his TE's went on to the NFL. Prior to that Ruggiero was the head coach at Glenville State in West Virginia. At Glenville, he led the Pioneers to their only NCAA Division II playoff appearance ever and won the West Virginia Intercollegiate Athletic Conference title in 1997. There they finished second in the country in total offense and first nationally in passing offense.

Ruggiero was also the OC at Clarion University for three years and finished first in the country in scoring offense. He started his career as the offensive coordinator at Defiance College for five years where the team finished fourth nationally in scoring offense.

Ruggiero is a 1988 graduate of the University of Delaware where he played quarterback and served as a graduate assistant while earning both a bachelor's and master's degree in physical education.

Ruggiero and his wife, Jennifer, have one daughter, Emma.



### THE WARREN RUGGIERO FILE

#### BORN

- April 2, 1966

#### FAMILY

- Wife — Jennifer
- Daughter — Emma

#### EDUCATION

- University of Delaware — 1988  
B.A. in Physical Education
- University of Delaware — 1992  
Master's in Physical Education

#### PLAYING HISTORY

- University of Delaware — 1984-87  
Quarterback

#### COACHING HISTORY

- Defiance College — 1989-93
- Clarion University — 1994-96
- Glenville State College — 1997-98  
Head Coach
- College of William & Mary — 1999
- Hofstra University — 2000-05
- Elon University — 2006-07
- Kansas State University — 2008
- Bowling Green State University — 2009-2013
- Wake Forest University — 2014-present



# DEACON COACHING STAFF

## Jay SAWVEL

*Defensive Coordinator*

2nd Year

Mount Union ■ 1993

Jay Sawvel became Wake Forest's defensive coordinator in January, 2017 and helped the Deacons to the 2017 Belk Bowl. During his first season at the helm of the Wake Forest defense, the Deacons set school records for tackles for loss in a season and finished seventh nationally in tackles for loss on the season.

As the cornerbacks coach in 2017, Sawvel successfully tutored Essang Basse who had a sophomore school record 19 passes defended and earned honorable mention All-ACC honors.

Sawvel had previously served as the defensive coordinator at Minnesota where he constructed a top-25 defense and helped the Gophers to their best record in 13 seasons.

Sawvel spent six seasons as an assistant at Minnesota. He was the defensive backs and special teams coach from 2011 to 2015. After Jerry Kill's retirement as the head coach at Minnesota, Tracy Claeys was elevated to head coach and Sawvel became the Gophers' defensive coordinator.

Under Sawvel's direction, the 2016 Golden Gopher defense was a top 25 team nationally in a number of defensive categories including rushing defense (14th), scoring defense (21st), sacks (22nd), total defense (21st) and turnover margin (18th). In addition, Minnesota ranked 27th nationally in team passing efficiency defense.

In 2016, the Gophers went 9-4 overall, 5-4 in the Big Ten West and finished the season with a 17-12 win in the Holiday Bowl. In that game, Minnesota held Washington State's potent passing offense to just 264 yards, 86 below its average, and allowed the Cougars their lowest point total of the season. WSU crossed the 50-yard line just twice in the game.

Sawvel has become known as a coach who produces NFL-caliber players. In 2015,

two of his protégés at Minnesota, Eric Murray and Briean Boddy-Calhoun, wound up in NFL camps. Murray was a fourth round pick of the Kansas City Chiefs while Boddy-Calhoun signed with Jacksonville as a free agent. In 2014, both Murray and Boddy-Calhoun were named to the All-Big 10 team following a season in which the Gophers were 18th in the nation in pass defense.

Brock Vereen, a 2014 first team All-Big 10 selection, was yet another Sawvel pupil to be drafted, going to the Chicago Bears in the fourth round.

For three seasons from 2014 through 2016, Sawvel had at least one of his secondary players taken in the NFL Draft. Sawvel's coaching has helped him to four conference championships as a collegiate coach.

Sawvel joined the Gophers after three seasons as the defensive backs coach at Northern Illinois from 2008-10. He was a member of the Southern Illinois staff under Kill for seven seasons from 2001-07, working with the secondary and special teams.

Sawvel was a three-year letterwinner and an all-conference linebacker in 1993 at Division III power Mount Union, earning a bachelor's degree in 1993. He began his coaching career as a graduate assistant at Eastern Kentucky in 1994 and moved to Notre Dame as a graduate assistant coach for the 1996-99 seasons. Sawvel owns Master of Arts degrees from both Eastern Kentucky and Notre Dame.

As special teams coordinator at Northern Illinois, Sawvel's teams blocked 17 kicks in three years. As secondary coach, he mentored Jimmie Ward, a first round pick of San Francisco in 2014.

Sawvel and his wife Jeannine have two daughters, Mackenzie and Miranda.



### THE JAY SAWVEL FILE

**BORN**

- March 14, 1971

**FAMILY**

- Wife — Jeannine
- Children — Mackenzie, Miranda

**EDUCATION**

- Mount Union — 1993
- Eastern Kentucky — 1995
- Notre Dame — 1997

**PLAYING HISTORY**

- Mount Union — 1989-93  
Linebacker; earned all-conference honors in 1993

**COACHING HISTORY**

- Eastern Kentucky — 1994-95
- Notre Dame — 1996-99
- Ferris State — 1999-00
- Southern Illinois — 2001-07
- Northern Illinois — 2008-10
- Minnesota — 2011-16
- Wake Forest University — 2017-present



# DEACON COACHING STAFF

## John HUNTER

*Assistant Coach ■ Running Backs*

*5th Year*

*Bowling Green ■ 1988*

John Hunter enters his fifth year on the Wake Forest football staff after coaching under head coach Dave Clawson at Bowling Green. Hunter works with Wake Forest's running backs.

The improvement in Wake Forest's rushing attack under Hunter's leadership has been astounding.

In 2017, Hunter's charges helped lead a resurgence in the Deacons' offensive fortunes. Wake Forest set school records for total offense yards and points scored in a season as well as a 4.57 yards-per-carry average. Wake Forest posted its fourth-best rushing season in history with 2,456 yards. Running back Matt Colburn II collected four 100-yard rushing games including a career-best 237 in a win over Syracuse and a school bowl record 150 yards in the Belk Bowl victory over Texas A&M.

In 2016, three Demon Deacons rushed for over 500 yards marking the first time since 1971 that three different rushers cracked that mark. Cade Carney became the first freshman to score three touchdowns in a game since 2002 while Colburn posted a pair of 100-yard rushing games.

Wake Forest's rushing attack was the most improved in the nation in 2015, increasing its production by more than 150 percent.

Hunter spent eight years on the Bowling Green coaching staff working with the running backs. Retained on the staff when Clawson took over the Bowling Green program in 2009, Hunter took on additional responsibilities as recruiting coordinator. The Falcons' rushing offense ranked 39th in the nation in 2013 with 193.4 yards per game. During his time at BGSU, Hunter coached three different running backs to All-America, All-MAC and MAC Freshman of the Year honors.

Under Hunter's guidance, a number of Bowling Green running backs found success. Chris Bullock was named a Freshman All-American in 2006, while Anthon Samuel earned Freshman All-America honors in 2011.

The 2012 season was arguably Hunter's best coaching job of his career, helping the Falcons transform from a passing team to a strong rushing attack. That rushing attack finished with the most

rushing yards since 2006 and had four games of over 200 yards rushing. Samuel had 998 rushing yards and 11 touchdowns, finishing two yards shy of becoming just the 10th Falcon to rush for over 1,000 yards in a single season.

In 2011 Samuel ran for 844 yards and five touchdowns, earning MAC Freshman of the Year honors. Samuel was the first running back in school history to win the award and was third in the country among freshmen running backs, averaging 93.8 yards per game.


Hunter molded Willie Geter into a third-team All-MAC performer as a senior in 2010, and helped him finish his career with 2,156 rushing yards, eighth-most in school history.

A 1988 graduate of Bowling Green, Hunter started his coaching career in the Detroit area, becoming the head coach at Pershing High in 2000. In his six seasons, Pershing posted a 40-28 record, made four appearances in the state playoffs and earned a pair of district titles.

Prior to his stint at Pershing High School, Hunter was an assistant coach at St. Martin DePorres in 1989 and from 1994-99. He was the defensive backs coach for a team which won the state championship in 1989 and was defensive coordinator from 1994-99, also winning state titles in 1995 and 1996. As a player, he also played on state title teams at DePorres in 1981 and 1982.

A four-year starter for Bowling Green at defensive end, Hunter earned All-MAC honors in 1986 and 1987 and helped the Falcons to the 1985 MAC title and a berth in the California Bowl. As a redshirt freshman, Hunter had nine tackles and three sacks in a win over archrival Toledo. He led the 1985 BGSU team with eight sacks. Hunter finished his career with 336 tackles and 44 tackles for loss. He signed as a free agent with the San Francisco 49ers following his senior season.

A native of Detroit, he and his wife, Amara, have a son, John, and a daughter, Justiss.



### THE JOHN HUNTER FILE

**BORN**

- July 18, 1965 in Detroit, Mich.

**FAMILY**

- Wife — Amara
- Children — John, Justiss

**EDUCATION**

- Bowling Green State University — 1988

**PLAYING HISTORY**

- Bowling Green State University — 1984-87
- All-MAC in 1986 & 1987; team won 1985 MAC title

**COACHING HISTORY**

- St. Martin de Porres (Ohio) — 1989, 1994-99
- Pershing High School (Mich.) — 2000-05
- Bowling Green State University — 2006-13
- Wake Forest University — 2014-present



# DEACON COACHING STAFF

## Wayne LINEBURG

*Special Teams Coordinator ■ Tight Ends*

2nd Year

Virginia ■ 1996

Wayne Lineburg joined the Demon Deacon coaching staff as tight ends coach and special teams coordinator in January, 2017.

In his first year, Lineburg oversaw the development of tight end Cam Serigne who earned first team All-ACC honors and set the conference record for receptions, receiving yards and touchdown catches by a tight end in a career. In addition, placekicker Mike Weaver set the school season scoring record with 115 points and became the first Demon Deacon to lead the ACC in kick scoring.

Lineburg and Clawson coached together at Richmond from 2004-06 when Lineburg served as the Spiders' offensive coordinator and running backs coach. During their time together in Richmond, the Spiders set school records in total offense and touchdowns.

A 1996 graduate of Virginia, Lineburg was a four-year quarterback for the Cavaliers and played on three bowl teams.

He started his coaching career in 1996 as an assistant coach at William & Mary before returning to Virginia in 1998 as a graduate assistant coach. He rejoined William & Mary as running backs coach and recruiting coordinator in 2000 before joining Clawson's staff at Richmond in 2004.

Lineburg was named the wide receivers coach at Virginia in 2007 and moved to running backs coach in 2009. He returned to Richmond in 2010 for a four-year stint in several positions including offensive coordinator, associate head coach and recruiting coordinator while also coaching, at different times, quarterbacks and running backs. In 2011, Lineburg served as the interim head coach at Richmond.

As the associate head coach at Richmond

in 2013, Lineburg assisted with an offense that helped lead the Spiders to wins over two ranked teams while producing the 24th-ranked offense in the FCS. In 2012, the Spiders ranked 20th in the nation in passing offense and 21st in scoring offense while posting an 8-3 record and earning a share of the colonial Athletic Association title.

In 2014, he was hired at Connecticut where he served as special teams coordinator and wide receivers coach in his first season before taking over the quarterbacks the last two seasons.

Lineburg's father, Norman, was the long-time coach at Radford (Va.) High School and is a member of the Virginia High School Coaches Association Hall of Fame. Wayne was an all-district quarterback while playing high school football for his father.

Lineburg's brother Robert is the athletic director at Radford University, his brother Mark is the superintendent of schools in Halifax County, Va. and his brother Paul is the assistant principal at Northside Middle School in Roanoke, Va. Wayne's cousin, Mike Young, is the highly successful head basketball coach at Wofford College in Spartanburg, S.C.

Lineburg and his wife Tracey have two daughters, Addyson and Alexis.



### THE WAYNE LINEBURG FILE

**BORN**

- January 12, 1974

**FAMILY**

- Wife — Tracey
- Children — Addyson, Alexis

**EDUCATION**

- University of Virginia — 1996
- William & Mary — 1999  
Master's in Public Policy, Planning and Leadership in Higher Education

**PLAYING HISTORY**

- University of Virginia — 1991-95  
Played on three bowl teams as a quarterback

**COACHING HISTORY**

- William & Mary — 1996-97
- University of Virginia — 1998-99
- William & Mary — 2000-03
- University of Richmond — 2004-06
- University of Virginia — 2007-09
- University of Richmond — 2010-13
- University of Connecticut — 2014-16
- Wake Forest University — 2017-present



# DEACON COACHING STAFF

## Nick TABACCA

*Assistant Coach ■ Offensive Line*

*5th Year*

*Ball State ■ 2004*

Nick Tabacca is in his fifth season on the Wake Forest football staff. Tabacca, who joined the staff in January 2014, serves as the offensive line coach.

Tabacca's development of the offensive line was critical to the offensive success of the 2017 Demon Deacons. Under Tabacca's guidance, Wake Forest set school records for total offense yards and point scored. His offensive line finished third in the ACC in fewest sacks allowed and cut sacks allowed by 49 percent. The offensive line allowed Wake Forest to post the fourth-highest season rushing total in school history while setting a new record high for yards per carry.

Under Tabacca's tutelage, center Ryan Anderson earned second team All-ACC honors and was listed on the Rimington Award Watch List in both 2017 and 2018. Guard Phil Haynes and tackle Justin Herron, both three-year starters, earned third team All-ACC recognition following the 2017 season.

Tabacca spent two years as the offensive line coach and run game coordinator at Ball State University from 2012-13. During the 2013 season, the Cardinals ranked among the nation's top 20 teams in total offense, passing offense, passing efficiency and scoring offense while finishing ninth in red zone offense.

While at Ball State, Tabacca coached Jordan Hansel to All-Mid-American Conference first team honors and Jacob Richard to All-MAC third team honors in 2013 and Austin Holtz to All-MAC first team honors in 2012, while Jordan Hansel and Cameron Lowry received third-team honors.

The Cardinals had success during Tabacca's tenure, playing in the Beef 'O' Brady's St. Petersburg Bowl in 2012 and the GoDaddy Bowl in 2013. Tabacca was promoted to run

game coordinator prior to the 2013 GoDaddy Bowl game against Arkansas State.

While at Ball State, Tabacca was named one of the finalists for the Football Scoop Offensive Line Coach of the Year in 2012. His 2012 offensive line led the nation in fewest tackles for loss allowed and ranked 15th in sacks allowed. In 2013, his unit was eighth in TFLs allowed and 17th in sacks allowed.

Tabacca is a 2004 graduate of Ball State and a four-year letterman for the Cardinals on the offensive line. He started 33 games in his final three seasons and was a two-time Academic All-Mid-American Conference selection while also serving as team captain as a senior.

He started his coaching career as a graduate assistant coach at Ball State in 2005 and 2006 before moving to Defiance College as the line coach, run game coordinator and strength and conditioning coach in 2007. He added offensive coordinator responsibilities for the 2008 and 2009 seasons.

Tabacca moved to Butler in 2010 as the offensive line coach and became the co-offensive coordinator in 2011 before returning to Ball State in 2012.

A native of Columbus, Ohio, Tabacca is a graduate of Hilliard Davidson High School. He and wife Alyssa have five children -- Sophia, Lucas, Lily, Grace and William.



### THE NICK TABACCA FILE

**BORN**

- October 31, 1981 in Columbus, Ohio

**FAMILY**

- Wife — Alyssa
- Children — Sophia, Lucas, Lily, Grace, William

**EDUCATION**

- Ball State University — 2004  
B.S. in History
- Ball State University — 2006  
Master's of Business Administration

**PLAYING HISTORY**

- Ball State University — 2000-04  
Three-year starter on offensive line

**COACHING HISTORY**

- Ball State University — 2005-06
- Defiance College — 2007-09
- Butler University — 2010-11
- Ball State University — 2012-13
- Wake Forest University — 2014-present



# DEACON COACHING STAFF

## Dave COHEN

*Assistant Coach ■ Defensive Line ■ Defensive Run Game Coordinator*

5th Year

C.W. Post ■ 1988

Dave Cohen, the former head coach at Hofstra University, is in his fifth season as Wake Forest's defensive line coach in 2018.

Cohen's experience helped Wake Forest's front four become one of the top units in the ACC. In 2017, Wake Forest set a school record with 106 tackles for loss and finished third-most in the nation among Power 5 teams. Against Florida State, the Deacons registered 17 tackles for loss, the most in the nation by a Power 5 team in 2017.

In his four seasons at Wake Forest, Cohen has mentored four players who have gone on to the NFL. In 2017, defensive end Duke Ejiogor was a second team All-ACC selection and was picked in the sixth round of the NFL Draft by the Houston Texans. In 2014, Josh Banks earned honorable mention All-ACC honors while Tylor Harris was named second team All-ACC. Both players wound up in NFL training camps following their playing career. In 2016, Cohen helped Ejiogor earn third team All-ACC recognition while leading the team with 10.5 sacks. Cohen's defensive line played a key role in Wake Forest's Military Bowl win over No. 23 Temple, holding the Owls to -21 yards rushing, the fewest by a Deacon opponent since 1952.

The Demon Deacons recorded 3.15 sacks per game during the 2016 season, 11th-most in the NCAA, while the Deacs' 41 sacks on the season are the second-most in program history.

Cohen was the head coach at Hofstra for four seasons from 2006 through 2009 when the school dropped the program. In 2007 he guided the Pride to a 7-4 record, the second-most improved record in the Football Championship Subdivision that season. For his efforts, Cohen was a finalist for the Eddie Robinson Award which is presented each year to the top FCS coach in the nation.

Cohen and Wake Forest head coach Dave Clawson first worked together in 1989 and 1990 at the University at Albany under legendary head coach Bob Ford as Cohen was in charge of the linebackers and strength and conditioning. In 1991, Cohen became the defensive line and linebackers coach at Lafayette. After three seasons with the Leopards, he joined the University of Delaware in 1994 as the defensive line and linebackers coach, spending five seasons with the Blue Hens. Cohen helped coach Delaware to three FCS playoff appearances including a spot in the national semifinals in 1997.

In 1999, Cohen joined head coach Dave Clawson's first-year staff at Fordham and spent three seasons as

the defensive coordinator, associate head coach and linebackers coach. Following the 2001 season, Cohen returned to Delaware for four seasons and helped the Blue Hens to the FCS national championship in 2003 with a 40-0 shutout of Colgate in the title game. Delaware went 15-1 that season en route to the national title. He was named the I-AA National Defensive Coordinator of the Year by Football Monthly.

Following his four-year stint at Hofstra, Cohen became the defensive coordinator and linebackers coach at Western Michigan in 2010. In 2011 the Broncos' defense was ranked 10th in the nation in turnovers gained with 31, was sixth in red zone defense and first in the nation in fourth down defense. Three of his players earned All-Mid-American Conference honors with Drew Nowak earning All-America status.


In 2012, Cohen took over the linebacker duties at Rutgers and coached one of the top defensive units in school history. The Scarlet Knights finished fourth in the nation in scoring defense (14.2 points allowed per game), tied for ninth in turnovers gained (32) and 10th in total defense (311.6 yards per game). Linebacker Khaseem Greene earned Big East Defensive Player of the Year honors and was named an All-America after making 136 tackles and forcing six fumbles. Green was a fourth round pick of the Chicago Bears in the NFL Draft.

In 2013, Cohen coordinated a Rutgers defense that ranked third in the nation in run defense.

A native of Huntington, N.Y., Cohen was a three-time league champion, all-county and all-Long Island selection at Commack North High School. A 1988 business management graduate of Long Island University-C.W.

Post, Cohen earned his master's degree in education administration from SUNY-Albany in 1990. While playing at C.W. Post, Cohen was a two-year starter at defensive tackle and earned CoSIDA Academic All-District honors as a senior.

Cohen and his wife Denise have two sons, Charlie and Brian.



### THE DAVE COHEN FILE

#### BORN

- October 6, 1966 in Huntington, N.Y.

#### FAMILY

- Wife — Denise
- Sons — Charlie, Brian

#### EDUCATION

- Long Island University - Post Campus — 1988  
B.A. in Business Management
- SUNY-Albany — 1990  
Master's in Education Administration

#### PLAYING HISTORY

- Long Island University - Post Campus — 1985-88  
Two-year starter at defensive tackle

#### COACHING HISTORY

- University at Albany — 1989-90
- Lafayette College — 1991-94
- University of Delaware — 1994-98
- Fordham University — 1999-2001
- University of Delaware — 2002-05
- Hofstra University — 2006-09  
Head Coach
- Western Michigan University — 2010-11
- Rutgers University — 2012-13
- Wake Forest University — 2014-present



# DEACON COACHING STAFF

## Lyle HEMPHILL

*Assistant Coach ■ Safeties*

*2nd Year*

*Ursinus ■ 2002*

Lyle Hemphill is in his second season on the Demon Deacon coaching staff after joining the program in January, 2017.

In 2017, Hemphill mentored safety Jessie Bates III who was taken in the second round of the NFL Draft by the Cincinnati Bengals. Bates was an honorable mention All-ACC pick and finished his career third in school history with 195 interception return yards.

Hemphill joined the Wake Forest staff after six seasons at Stony Brook including the last four as defensive coordinator.

Under Hemphill's direction, the Seawolves became one of the top defensive units in the Football Championship Subdivision (FCS). In 2015 Stony Brook led the FCS in both total defense (250.1 yards per game) and yards allowed per play (4.10). In 2016, Stony Brook was third in the nation in total defense (274.2) and a top 20 unit nationally in tackles for loss, scoring defense, rushing defense, red zone defense, pass defense, first down defense and blocked punts. He was named the FCS Defensive Coordinator of the Year in 2015 by FootballScoop.

While directing the Stony Brook defense, Hemphill had seven student-athletes earn all-conference honors. He coached Stony Brook's all-time leaders in interceptions and sacks.

Hemphill joined the Stony Brook staff in 2011 after serving as the cornerbacks coach at Delaware in 2010. While in Newark with the Blue Hens, Hemphill coached alongside current Wake Forest linebacker coach Brad Sherrod and the pair helped the Blue Hens reach the FCS National Championship game. From 2006 through 2009, Hemphill was an assistant coach at Hofstra under head coach Dave Cohen, currently Wake Forest's defensive line coach. Hemphill worked with the secondary

and also the special teams while at Hofstra.

A 2002 graduate of Ursinus College in Pennsylvania, Hemphill was a four-year letterman at strong safety.

Hemphill moved to Delaware Valley University as defensive backs coach and special teams coach from 2002-04 before joining the University of Delaware as a graduate assistant coach with the secondary in 2004 and 2005.

Hemphill and his wife, Christen, have four children, Izabella, Lyla, Georgia and Olivia.



### THE LYLE HEMPHILL FILE

**BORN**

- January 10, 1980 in Wilmington, Delaware

**FAMILY**

- Wife — Christen
- Children — Izabella, Lyla, Georgia, Olivia

**EDUCATION**

- Ursinus College — 2002  
B.S. in Politics and International Relations
- University of Delaware — 2005  
Master's in Education Administration

**PLAYING HISTORY**

- Ursinus College — 1998-2002  
Earned four letters in football at strong safety

**COACHING HISTORY**

- Delaware Valley College — 2002-03
- University of Delaware — 2004-05
- Hofstra University — 2006-09
- University of Delaware — 2010
- Stony Brook University — 2011-16
- Wake Forest University — 2017-present



# DEACON COACHING STAFF

## Brad SHERROD

*Assistant Coach* ■ *Linebackers*

*2nd Year*

*Duke* ■ *1993*

Brad Sherrod joined the Wake Forest coaching staff in February, 2017 and was part of the staff that helped lead the Demon Deacons to a Belk Bowl victory over Texas A&M following the 2017 season.

During last year's record-setting season, Sherrod was part of a unit that set the school record for tackles for loss in a season. In addition, the Deacon defense recorded 17 tackles for loss against Florida State, the most in the nation by a Power 5 team during the 2017 season.

Sherrod came to Wake Forest after serving as the defensive coordinator and linebackers coach at Sam Houston State in 2016. His career has landed him on coaching staffs at Massachusetts, East Tennessee State, Elon and Delaware along with his alma mater, Duke.

Sherrod is one of four Demon Deacon defensive coaches who have experience as a defensive coordinator.

Sherrod helped the Bearkats post a 12-1 record in 2016 and reach No. 1 in the Football Championship Subdivision final regular season poll. Sam Houston State lost to eventual national champion James Madison in the quarterfinal round of the FCS playoffs.

A member of the Sam Houston State coaching staff since 2014, the Bearkats went 34-10 over the last three years and gained three Football Championship Subdivision playoff berths. Sam Houston won a Southland Conference title and defeated nine top-25 opponents while earning a pair of top four national finishes.

Sherrod joined the Sam Houston staff under head coach K.C. Keeler following a successful stint as defensive coordinator at Elon in 2013.

After serving one season as defensive coordinator at Elon in 2013, Sherrod reunited with Keeler at Sam Houston. Sherrod was an assistant to Keeler for three years at the University of Delaware. While at Delaware, Sherrod coached current Detroit Lion Paul Worriolow, who was named first team All-CAA. In his first year with the Blue Hens in 2010, the program went 12-3 and advanced to the FCS title game. That year the Delaware defense led the nation in scoring defense (12.1 points per game) and was fifth in total defense (280.7 yards per game). In 2010, Sherrod was a member of Delaware's defensive staff that included current Wake Forest assistant coach Lyle Hemphill.

Sherrod spent the 2008 and 2009 seasons at Western Carolina University where he coached running backs and linebackers. He spent 11 seasons on the staff of his alma mater, Duke University, where he tutored the linebackers for nine years from 1997 to 2005, tight ends in 2006 and running backs in his final two campaigns. He coached three Duke players currently among the school's career leading tacklers.

Sherrod's coaching career began in 1995 at the University of Massachusetts where he served as a defensive tackle graduate assistant before heading to East Tennessee State University as linebackers coach in 1996. He helped lead ETSU to a No. 8 national ranking, a 10-3 record and the NCAA FCS playoffs second round.

He served two internships in the National Football League, spending the summer of 1998 with the Dallas Cowboys and the 2000 preseason with the Tampa Bay Buccaneers. Sherrod is a 2007 graduate of the NCAA Expert Coaches Academy.

A 1993 graduate of Duke, Sherrod was a team captain who earned second team All-ACC honors as a senior in 1993 when he led the Blue Devils and ranked fifth in the ACC with 113 total tackles. A native of Monroe, N.C., Sherrod had 279 career stops during his Blue Devil career from 1989-93.

As a prep, Sherrod was a two-time all-state and honorable mention All-America pick at Monroe, N.C. High School.

Sherrod and his wife, Monique, have a son, Elijah, and a daughter, Angelena.



### THE BRAD SHERROD FILE

**BORN**

- November 6, 1969

**FAMILY**

- Wife — Monique
- Children — Elijah, Angelena

**EDUCATION**

- Duke University — 1993

**PLAYING HISTORY**

- Duke University — 1989-93  
Team captain and second team All-ACC as a senior

**COACHING HISTORY**

- University of Massachusetts — 1995
- East Tennessee State University — 1996
- Duke University — 1997-07
- Western Carolina University — 2008-09
- University of Delaware — 2010-12
- Elon University — 2013
- Sam Houston State University — 2014-16
- Wake Forest University — 2017-present



# DEACON COACHING STAFF

## Ryan CRAWFORD

*Assistant Coach ■ Cornerbacks*

*1st Year  
Davidson ■ 2001*

Ryan Crawford joined the Demon Deacon coaching staff in February, 2018. With Wake Forest, Crawford will coach the team’s cornerbacks.

Prior to joining Wake Forest, Crawford served as an assistant coach at Harvard for six seasons where he worked with the secondary. He was also the special teams coordinator for the Crimson for the last four years.

A 2001 graduate of Davidson College with a degree in biology, Crawford was an Associated Press first team All-America selection when he led the nation with eight interceptions. In 2000, he was named the I-AA Mid-Major Defensive Back of the Year as well as the I-AA Independent Defensive MVP. Crawford was Davidson’s Special Teams Player of the Year as well as the school’s Male Athlete of the Year in 2000. He was inducted into Davidson’s Hall of Fame in 2012.

Following his graduation, Crawford played professionally with the Indiana Firebirds of the Arena Football League and was on the preseason camp roster of the Montreal Alouettes of the Canadian Football League in 2007. In addition, he worked as a stuntman and featured extra in the movie “Radio” starring Cuba Gooding, Jr.

Crawford spent the 2003 and 2004 seasons coaching at Davidson where he worked with the quarterbacks in 2003 and the defensive backs in 2004. He moved on to Bucknell for

three seasons as cornerbacks coach where he helped the Bison lead the Patriot League with 14 interceptions in 2007.

He spent four seasons at Rhode Island as defensive coordinator from 2008-11 before joining Harvard prior to the 2012 season.

Crawford and his wife, Carrie, have two children, Dylan and Bryson.



### THE RYAN CRAWFORD FILE

**BORN**

- January 16, 1979 in Hickory, North Carolina

**FAMILY**

- Wife — Carrie
- Children — Dylan, Bryson

**EDUCATION**

- Davidson College — 2001  
B.S. in Biology

**PLAYING HISTORY**

- Davidson College — 1997-2001  
Associated Press first team All-America  
I-AA Mid-Major Defensive Back of the Year  
I-AA Independent Defensive MVP

**COACHING HISTORY**

- Davidson College — 2003-04
- Bucknell University — 2003-04
- University of Rhode Island — 2008-11
- Harvard University — 2012-17
- Wake Forest University — 2018-present



# DEACON FOOTBALL SUPPORT STAFF

## Chad BARI

*Assistant Director, Sports Performance*  
5th Year ■ Youngstown State, 2012



Chad Bari is in his fifth season as an Assistant Director of Sports Performance at Wake Forest. He works with the football team designing and implementing the strength and conditioning program.

Bari is a 2012 graduate of Youngstown State University with a bachelor's degree in Exercise Science and Human Performance. He finished his degree with an internship at Bowling Green, working in the strength and conditioning department. He was then hired full time as an assistant strength and conditioning coach in May of 2012.


At Bowling Green, Bari assisted with the strength program for football. He also headed the strength and conditioning programs for baseball, softball, men's and women's soccer, swimming, tennis, track & field and men's golf.

Prior to his time at Bowling Green, Bari was a trainer at Jump Stretch Inc. in Youngstown, Ohio. Bari is also a certified strength and conditioning specialist.

Chad and his wife, Rachael, reside in Winston-Salem.

## Ben BAKER

*Athletics Assistant - Operations, Video*  
3rd Year ■ Central Michigan, 2013



Ben Baker joined the Wake Forest football staff in 2016 as an intern and returned in 2017 as a video operations assistant.

Baker is a 2013 graduate of Central Michigan University with a degree in sport management. He earned his master's in health and human performance at Northwestern State in Natchitoches, Louisiana.

Baker's responsibilities include creating and editing weekly highlight videos and producing footage from practice and games. He assists the recruiting area with the creation and implementation of video graphics. While at Northwestern State, Baker was a gameday operations supervisor for one year and led the football video production operations during his second year.

## Stephen BRAVO-BROWN

*Graduate Assistant - Offense*  
2nd Year ■ Eastern Illinois, 2013



Stephen Bravo-Brown joined the Wake Forest football program in 2016 in offensive quality control before becoming a graduate assistant in 2017.

Bravo-Brown was originally a walk-on wide receiver at South Florida who earned a scholarship and lettered for the Bulls for three seasons. He used his fourth year of eligibility to play at Eastern Illinois where he caught 38 passes for 289 yards and earned try-outs in Chicago and Tampa. Bravo-Brown earned a Master of Science in Sport Management from EIU in 2015.

He began his coaching career at Waldorf University in Forest City, Iowa where he spent the 2015 season coaching the wide receivers. Bravo-Brown mentored the EIU running backs during spring football in 2016 before moving to Wake Forest.

A native of North Lauderdale, Florida, he played his high school football at St. Thomas Aquinas High School. Bravo-Brown was the team captain as a senior and helped lead Aquinas to the high school national championship.

## Briana BREWER

*Academic Counselor*  
1st Year ■ Wake Forest, 2015



Briana Brewer, a 2015 graduate of Wake Forest University, is in her first year as an academic counselor for the football program.

Brewer, who graduated from Wake Forest with a degree in English and a minor in Spanish, spent the 2015 and 2016 seasons as a full-time staff member in the recruiting office. While an undergraduate, she served as the public relations and event director for Her Campus Online Magazine and was an ambassador for the Office of Admissions.

Brewer also completed internships with Capture Public Relations and Marketing and Wake Forest's Office of Personal and Career Development.

## Jane CALDWELL

*Senior Associate Athletic Director, Student-Athlete Services*  
20th Year ■ Wake Forest, 1982



Jane Caldwell is in her 20th year as a member of the Wake Forest athletic department. She currently serves as Senior Associate Athletic Director for Student-Athlete Services and Assistant to the Dean of the College.

In her role, Caldwell oversees the entire counseling program, which assists Deacon players with academic counseling, tutorial guidance and all study hall sessions during the year. Caldwell works directly with the men's basketball, volleyball and women's tennis teams.

Caldwell has twice been named the Wake Forest men's basketball team MVP, winning the award in 2002 and again in 2007. Caldwell boasts an impressive track record, as she has been instrumental in seeing that every senior over the past 12 seasons has received his degree in four years.

In 2010, Caldwell was asked to be a trainer in the Gatekeeper Diversity Education Program for Wake Forest employees.

Prior to joining the Wake Forest staff, Caldwell worked for 15 years at US Airways where she coached and developed airline employees in courtesy and customer service skills.

Caldwell earned her bachelor's degree from UNC Greensboro and then went on to earn a master's degree from Wake Forest in 1982.

Caldwell and her husband, Wayland, reside in Winston-Salem.

## Greg CASHMAN

*Special Teams Quality Control Coach*  
1st Year ■ Bowling Green, 2018



Greg Cashman joined the Wake Forest staff in January, 2018 as the special teams quality control coach. A native of Lake Villa, Ill., Cashman is a 2018 graduate of Bowling Green State University with a degree in sport management.

Cashman began working in the equipment room as a student manager at Bowling Green in 2014. He began transitioned to the role of student assistant coach working with the offensive line.

Cashman was an intern in the recruiting office at Wake Forest, fulfilling degree requirements for his course work at Bowling Green. In the spring, he became the special teams quality control coach.

He is a former football letterman at Grayslake North High School in the Chicago area.

# DEACON FOOTBALL SUPPORT STAFF

## Ben CAUTHEN

*Director of Football Video & Technology*  
5th Year ■ South Carolina, 2007



Ben Cauthen enters his fifth season as video coordinator for the Wake Forest football program.

Cauthen was recognized as the 2016-17 ACC Conference Coordinator of the Year by the Collegiate Sports Video Association.

Cauthen came to Wake Forest after three seasons as the video coordinator at Temple. In addition to his football video duties with the Owls, he also oversaw the department's conversion from standard definition to full high definition.

Prior to his time in Philadelphia, Cauthen spent three seasons as the video coordinator for The Citadel football program. He coordinated all video operations for the football team, including game exchanges, game film, practice film and motivational highlights.

The Lancaster, S.C., native was a first-team All-Area and All-Regional 4A quarterback at Lancaster High School in 2001. Cauthen is a 2007 graduate of the University of South Carolina, earning a bachelor's degree in broadcast journalism and mass communication. While in Columbia, he worked for WIS TV.

He played football at Coastal Carolina for two seasons (2002-03) before transferring to South Carolina. Cauthen received a master's degree in secondary education in August 2011 from The Citadel. Cauthen and his wife Tanya reside in Winston-Salem with daughter Brooklyn.

## Greg COLLINS

*Assistant Athletic Director, Sports Medicine*  
23rd Year ■ Kansas State, 1989



Greg Collins is in his 23rd year as head athletic trainer at Wake Forest, including his 16th season as Assistant Athletic Director.

Collins joined the Demon Deacon athletic program in January of 1997 as supervisor of the overall sports medicine staff that supports all 18 varsity teams at the university. Collins works closely with the football and men's basketball teams. Collins is also a member of the sports medicine faculty at Wake Forest.

Prior to arriving at Wake Forest, Collins served as the head athletic trainer at the University of Richmond, where he was responsible for coordinating the day-to-day sports medicine needs of a 21-sport intercollegiate program.

Collins is a 1989 graduate of Kansas State where he earned his degree in physical education. He also earned a master's from Richmond. Collins and his wife, Carrie, have a 11-year-old son, Drew and a seven-year-old son, Ben. They reside in Winston-Salem with their Samoyed, Dakota.

## Jamel COOPER

*Sports Performance Coordinator*  
2nd Year ■ Georgia Southern, 2012



Jamel Cooper joined the Wake Forest strength and conditioning staff in 2017. He came to the Demon Deacons from Middle Tennessee State where he served for two years as the assistant strength and conditioning coach for football as the Blue Raiders earned invitations to the 2015 Bahamas Bowl and the 2016 Hawaii Bowl.

A 2012 graduate of Georgia Southern with a B.S. in exercise science and kinesiology, Cooper was a sports performance coach at Velocity Sports Performance and Tidewater Sports Performance from 2012 through 2015.

Cooper is a Certified Strength and Conditioning Specialist and USA Weightlifting Level I certified. He is a member of the National Strength and Conditioning Association.

## Chris COULTER

*Recruiting Assistant - Creative Media Coordinator*  
3rd Year ■ Florida State, 2012



Chris Coulter is in his third season on the Wake Forest football staff as a recruiting assistant - creative media coordinator.

Coulter joined the Demon Deacons after two seasons at Florida State. While with the Seminoles, he assisted in tracking prospective student-athletes through film breakdown, updating recruiting databases and maintaining social media contact with potential players. In addition, he served an internship in sports marketing at Florida State.

Coulter is a 2012 graduate of Florida State University with a B.S. in Sport Management. He was a walk-on defensive back with the Seminoles until an injury ended his career.

## Brian DANIELS

*Director, Equipment Services*  
4th Year ■ Gardner-Webb, 2001



Brian Daniels is in his fourth season as Director of Equipment Services at Wake Forest. Daniels works directly with the Demon Deacon football program.

Daniels came to Wake Forest following four years as the head equipment manager at Bowling Green, where he worked with head football coach Dave Clawson.

Daniels, who is a certified member of the AEMA, also served as the Assistant Director of Equipment Services at Colgate for three years and as an equipment manager at the University at Buffalo for one year. Daniels spent six years at his alma mater Gardner-Webb, working as a coach, equipment manager and video coordinator.

Daniels earned a bachelor of science degree in physical education from Gardner-Webb in 2001. He went on to earn a masters of science degree in sport science from Gardner-Webb in 2004.

A native of Norman Park, Georgia, Brian and wife Jill have two sons, Hayden and Cameron, and a daughter, Bailey.

## Bethany DAVOLL

*Assistant Athletic Director, Ticket Operations*  
12th Year ■ High Point, 2005



Bethany Davoll is in her 12th season with the Wake Forest Ticket Office and her sixth in charge of all ticket operations.

Davoll oversees the day-to-day operations of the Ticket Office and is responsible for the ticket management and distribution for all regular season and postseason events for several teams including football and men's basketball.

Davoll graduated from High Point University in 2005 with a B.S. in Sport Management and Business Administration. While a student, Davoll was the manager of the women's basketball team and a sports reporter for the Campus Chronicle.

Before coming to Wake Forest, Davoll was a Media Relations & Creative Services intern with the Greensboro Grasshoppers.

Originally from Braintree, Vermont, Davoll now resides in Winston-Salem.

## John FORD, JR.

*Associate Director of Football Operations*  
4th Year ■ Rutgers, 2013



John Ford, Jr. is entering his fourth season on the Demon Deacon staff in 2018 and first season as the Associate Director of Football Operations.

Ford's primary responsibilities are providing assistance for coordination of team travel, team meals, player housing, and assisting in game day operations of the team. He also assists in recruiting operations such as recruiting events, summer camps, clinics, special events, organizing community service and all aspects of day-to-day football operations.

Ford came to Wake Forest from Rutgers where he was an Operations and Video assistant for two seasons, assisting in the day-to-day and game day operations of the team, along with editing practice film, game footage and opponent footage. Ford also, assisted the coaching staff in game preparation and analysis.

Ford graduated from Rutgers in 2013 with a degree in communications where he worked as a student video and recruiting assistant as an undergrad. Ford earned a Master of Arts in Liberal Studies at Wake Forest in 2018.

A native of Piscataway, N.J., Ford lettered in football and basketball in high school.

# DEACON FOOTBALL SUPPORT STAFF

## Tom GILMORE

*Defensive Analyst*  
1st Year ■ Pennsylvania, 1986



Tom Gilmore, the former head football coach at the College of Holy Cross University in Worcester, Mass., joined the Wake Forest staff in 2018 as a defensive analyst.

Gilmore spent 14 seasons as the head coach at Holy Cross, an NCAA Division I Football Championship Subdivision member. He posted a 41-40 league record and led the Crusaders to the 2009 Patriot League championship and a berth in the FCS playoffs. Gilmore was twice named Patriot League Coach of the Year, in 2009 and in 2006. His 72 overall victories ranks second all-time at Holy Cross.

Gilmore was a star defensive lineman at the University of Pennsylvania where he is a member of the school's Hall of Fame. He was the Ivy League Player of the Year (Asa S. Bushnell Award) in 1985 and an Academic All-American while also honored by the National Football Foundation and Hall of Fame as a Scholar-Athlete that same year. Gilmore was named to Penn's All-Century football team in 2000 after setting school records for quarterback sacks and tackles for loss.

He served as an assistant coach at Penn, Columbia and Dartmouth and was the defensive coordinator at Lehigh in 2003 when he was named the head coach at Holy Cross. He was hired at Lehigh by then-head coach Kevin Higgins, currently Wake Forest's assistant head coach and wide receivers coach.

Tom is a 1986 graduate of Penn with a degree in computer mathematics. He and his wife Joan have a daughter, Sarah, and a son, Jack.

## Bryant GROSS-ARMIENTO

*Graduate Assistant - Defense*  
2nd Year ■ Wake Forest, 2017



Bryant Gross-Armiento is in his second year on staff at Wake Forest, and is in his first year as a graduate assistant after serving as a recruiting assistant in 2017.

Gross-Armiento began his football playing career at Rutgers before transferring to Wake Forest in 2014. However, a series of injuries prevented him from getting on the field with the Deacons.

The No. 71-rated safety in the nation by ESPN.com coming out of Fort Lauderdale, Fla. American Heritage High School, Gross Armiento helped the Patriots to a 9-2 record as a senior and a berth in the Florida Class 5A playoffs.

Gross-Armiento earned his degree from Wake Forest in May, 2017 as a communication major with a minor in economics and sociology.

## Chris HANKS

*Assistant Athletic Trainer*  
3rd Year ■ Ohio, 1989



Chris Hanks is in his third season as the head athletic trainer for Wake Forest football. Hanks joined the Demon Deacons following a three-year stint as the head trainer for the Chicago Bears.

Hanks is a 1989 graduate of Ohio University with a Bachelor of Science degree in physical education with a special emphasis in athletic training and athletic administration. He earned his Master of Sports Management degree from Richmond in 1992.

Following his graduation from Ohio, Hanks accepted a graduate assistant position at the University of Richmond while also working as a trainer with the Richmond Braves (AAA). He was promoted to assistant trainer at Richmond in 1990 and served in that capacity until being promoted to head trainer in 1997. He left Richmond to become an assistant trainer with the Bears in 2000 and was promoted to head trainer in 2012.

Hanks is a member of the National Athletic Trainers Association. He and his wife Tracy are the parents of two daughters, Clare and Aerin.

## Montel HARDY

*Recruiting Assistant*  
2nd Year ■ Bradley, 2013



Montel Hardy joined the Wake Forest football staff in 2017 as a recruiting assistant. He came to Wake Forest after earning his master's in Sports Management at Northern Illinois.

Hardy brings extensive knowledge in analytics and scouting. He was a scouting assistant with Ourlads Scouting Service where he analyzed tape on college football players from all three NCAA divisions. His master's thesis at NIU evaluated over 100 NFL quarterbacks and analyzed their statistical production and combine metrics to determine future NFL success.

A 2013 graduate of Bradley University in Peoria, Ill., Hardy majored in public relations.

## Brandon HOURIGAN

*Director, Sports Performance*  
5th Year ■ Plymouth State, 1995



Brandon Hourigan is in his fifth season as a Director of Sports Performance at Wake Forest. This season will be his 10th season working with head coach Dave Clawson.

Hourigan came to Wake Forest after three seasons with Clawson at Bowling Green. He was responsible for overseeing the strength and conditioning for all 18 sports at BGSU.

Hourigan brings with him a vast array of experience with multiple sports from his time at Bowling Green, Virginia, Richmond and Northeastern. In 2009-10, he served as the Head Strength and Conditioning coach at Virginia, where he worked closely with the football program.

Prior to Virginia, he was the head strength and conditioning coach for football at Richmond from 2005-08, where he also worked with head coach Dave Clawson for three seasons (2005-07). He oversaw all of the fitness duties for the Spiders, who won the 2008 NCAA Football Championship Subdivision title. Hourigan also worked with multiple other sports during his time at Richmond.

Before his appointment in Richmond, Hourigan was the assistant coordinator of speed, strength and conditioning at Northeastern University. He worked with the Huskies' football, men's and women's basketball, men's and women's hockey, volleyball, men's and women's soccer and men's and women's track and field programs.

Hourigan has also worked as an assistant strength and conditioning coach on the collegiate level at Arizona (2001) and Clemson (1998-99). He also served as a strength and conditioning intern for the Kansas City Chiefs of the NFL in 1999.

Hourigan graduated with a bachelor of sciences in Physical Education from Plymouth State University where he was a four-year letterwinner in football. At Clemson, he completed work toward a masters of sciences in guidance and counseling.

Hourigan and his wife, Amy, have two sons, Brandon, Jr. and Connor as well as one daughter, Ava.

## Candra HOWELL

*Recruiting Assistant - On-Campus Recruiting Coordinator*  
2nd Year ■ Tennessee, 2012



Candra Howell joined the Wake Forest recruiting staff in 2017 after two seasons at Middle Tennessee State. She coordinates on-campus recruiting visits for prospective Wake Forest football student-athletes.

A 2015 graduate of Tennessee with a degree in public relations, Howell worked in the Vols' recruiting office as an undergraduate and for two and a half years after graduating where she helped in the administration of all camps, clinics and recruiting functions. Following graduation, she spent one year with Aegis Sciences Corporation where she worked in sports client services. Howell returned to school at MTSU where she was a graduate assistant in recruiting operations while earning a master's in leisure and sport management.

# DEACON FOOTBALL SUPPORT STAFF

## Jordan JARRY

*Assistant AD/Football Operations*  
5th Year ■ Georgetown, 2005



Jordan Jarry is in his second season as an Assistant Athletic Director for Football Operations after three seasons as Director of Football Operations at Wake Forest. He is responsible for the day-to-day operation of the football program as well as coordinating all team travel.

Jarry came to Wake Forest after three seasons as director of operations for the football program at UMass. Not only did he oversee the daily operation of the program, he also was the staff liaison to the university, monitored the team's budget and coordinated numerous external relations projects such as coaches clinics, women's clinics and alumni reunions. Jarry also played a key role in UMass' transition to the FBS level.

Prior to his time at UMass, Jarry spent the 2010 season as the outside linebackers coach at the Colorado School of Mines where he also assisted in recruiting, video coordinating and strength and conditioning.

With the Ore Diggers, Jarry helped coach a defense that led CSM to the 2010 Rocky Mountain Athletic Conference Championship and a spot in the NCAA Division II Playoffs. The defensive unit led the RMAC in sacks (36) and ranked second in red-zone defense and interceptions.

Prior to CSM, the Nashua, N.H., native spent five years (2005-10) working in the Georgetown Athletics Department where he served as an account executive for ticket sales and corporate sponsorship. He assisted the department in producing over \$8 million in revenue while also working with over 100 corporate clients including Sprint, AMTRAK, GEICO, Xerox and Coca-Cola.

Jarry was a four-year letterwinner at Georgetown as a tight end for the Hoyas from 2001-04. He was named to the 2003 and 2004 Patriot League Academic Honor Roll and was a Dean's List student earning a degree in history in 2005. He received his master's degree in sports industry management from Georgetown in 2009.

Jarry and his wife Leigh Ann, were married in July 2014 and have one son, Colton. They reside in Winston-Salem.

## Greg JONES

*Director of Recruiting*  
3rd Year ■ Bucknell, 2010



Greg Jones enters his first season as the director of recruiting after spending the previous two seasons as a defensive graduate assistant. Jones also served as an offensive analyst for the Deacs.

Jones joined the Demon Deacon staff after working the previous three seasons at Cornell. With the Big Red, Jones was the secondary coach and added duties as the director of recruiting prior to the 2015 season. He helped tutor 2014 Ivy League Rookie of the Year Nick Gesualdi who set the school record for interceptions as a freshman.

Jones spent the 2012 season as the defensive coordinator and secondary coach at Kenyon College in Gambier, Ohio where he helped the team post a six-game improvement over the previous two seasons.

Jones started his coaching career in 2010 as the linebackers coach at Wilkes University in Wilkes-Barre, Pa. before moving to the University of Rhode Island in 2011 where he worked with all special teams units and focused his recruiting on the Midwest and West Coast.

A two-year captain at Bucknell, Jones collected 257 career tackles and was named team MVP in 2009 while also earning first team All-Patriot League honors. He was honored as the team's outstanding linebacker in 2008 and 2009 and as the club's most inspirational player in 2009.

Jones is a magna cum laude graduate of Bucknell with a degree in history. He was recognized as an FCS Athletic Directors Association Academic All-Star as a senior.

Greg and his wife Jordan reside in Winston-Salem.

## Will MATZKE

*Assistant Director, Equipment Services*  
2nd Year ■ Coastal Carolina, 2014



Matzke joined the Wake Forest equipment staff in 2017 and was a part of the Deacons' Belk Bowl win over Texas A&M. A graduate of Coastal Carolina University, Matzke earned a degree in recreation and sport management. He is certified by the Athletic Equipment Managers Association.

Matzke joined the Wake Forest staff after working as the head equipment manager at Eastern Kentucky University. In that role, he managed all equipment, apparel and inventory for the football program while also managing a 10-member student equipment staff. Matzke has served as an assistant equipment manager Furman University in Greenville, S.C. and as an intern on the equipment staff at the University of Michigan.

## Tom MCENTIRE

*Defensive Analyst*  
2nd Year ■ Thiel, 2006



McEntire joined the Wake Forest football staff in 2017 as a quality control assistant and became a defensive analyst in 2018.

During his playing career, McEntire was a quarterback and wide receiver at Thiel College from 2002 through 2005. He started his coaching career at Thiel in 2006, mentoring wide receivers and running backs for two seasons. McEntire coached the safeties at Maine in 2008 before moving to Rutgers. He was initially in player development but moved into a role as a defensive assistant in 2011 and became a graduate assistant working with the secondary in 2012. From 2013-16, he was the safeties coach at Delaware.

McEntire earned his bachelor's degree in business administration from Thiel College in Greenville, Pa.

## Trevor MENDELSON

*Graduate Assistant - Offense*  
1st Year ■ Marshall, 2015



Mendelson will serve as a graduate assistant coach working with the offense in 2018.

A 2013 graduate of Marshall, Mendelson was an offensive lineman for the Thundering Herd from 2010-14. As a senior, he started 12 games and helped Marshall to the Conference USA championship and a win in the Boca Raton Bowl. A three-year letterman, Mendelson was named to the Conference USA All-Academic team and was Marshall's Scholar-Athlete of the Year in 2014.

Mendelson would stay in Huntington to serve as a graduate assistant coach from 2015-16 before joining the coaching staff at Glenville State in West Virginia where he served as offensive line coach and run game coordinator.

A native of Dublin, Ohio, he is a graduate of Jerome High School where he was an all-conference and all-metro selection.

Mendelson graduated from Marshall in 2013 with a bachelor of science degree in finance and economics and earned his Master's of Business Administration from Marshall in 2015.

Trevor and his wife Erica live in Winston-Salem.

## Brendan NAVE

*Sports Performance Assistant*  
2nd Year ■ Penn State, 2014



Brendan Nave joined the Demon Deacon football program in 2017, serving as an assistant strength and conditioning coach. Nave came to Wake Forest following stints at Temple and Penn State.

Nave is a 2014 graduate of Penn State with a bachelor's degree in communication arts and sciences. He was a member of the Nittany Lion men's lacrosse team while serving on the Student-Athlete Advisory Board.

He is a USAW Level I Sports Performance Coach and a member of the National Strength and Conditioning Association and a Certified Strength and Conditioning Specialist.

## Kyle PERKINS

*Recruiting Assistant*  
1st Year ■ Notre Dame College, 2016



Kyle Perkins joined the Wake Forest football staff in 2018 as a recruiting assistant.

Perkins came to Wake Forest from Oberlin College in Amherst, Ohio where he coached the wide receivers in 2017. He started his coaching career at Division II Notre Dame College in South Euclid, Ohio, working as an offensive intern and wide receivers coach.

As a player at Notre Dame, Perkins was an all-conference tight end in 2015 and served as team captain. He earned his degree in public relations in 2016 from Notre Dame College.

# DEACON FOOTBALL SUPPORT STAFF

## Bonnie RAE

*Administrative Coordinator*  
19th Year



Bonnie Rae enters her 19th year with the Demon Deacon football program serving as the Administrative Coordinator to Head Coach Dave Clawson and the staff. Her responsibilities include the organization and management of the football office. At the conclusion of the 2017 regular season, Rae had worked 110 consecutive Deacon home games, one ACC Championship and seven bowl games including the Orange Bowl and the most recent Belk Bowl win.

Previously, as an airline employee based in Miami and New York, Rae has had the opportunity to travel around the globe as a flight attendant. Rae, a native of Asheville, N.C., and her family moved to North Carolina in 1996. Husband Jim, sons Rob and Ryan and daughter Melinda and son-in-law Chris all serve in law enforcement. They have three granddaughters, Skylar, Erin and Kaitlin.

## Nick RALLIS

*Graduate Assistant - Defense*  
2nd Year • Minnesota, 2016



Nick Rallis joined the Wake Forest football staff in 2017 and will work as a graduate assistant coach with the defense in 2018.

Rallis was a three-year letterman at linebacker for Minnesota. As a senior in 2016, he played in 11 games and started three, recording 37 tackles and 6.5 tackles for loss. Rallis recorded career-bests with nine tackles and 2.5 tackles for loss against Wisconsin in 2015. He was a three-time All-Big 10 Academic Team selection and was recognized for his academics by the National Football Foundation with membership in the Hampshire Society. As a senior, Rallis received the Neil Fredenburg Award given to the team member with the greatest love of the game.

A native of Edina, Minn., Rallis was the No. 8 recruit in the state and the No. 65 linebacker nationally before committing to the Gophers. He graduated from Minnesota in 2016 and played his final season while working on his master's degree in Sport and Exercise Science.

## Steve SHUTT

*Associate Athletic Director, Athletic Communications*  
12th Year • Bowling Green, 1980



Steve Shutt will begin his 12th year at Wake Forest and his 39th year in the field of athletic media relations in 2018-19.

Shutt joined the Wake Forest staff in July 2007 after two years at Wofford College as the associate athletic director for media relations.

Prior to Wofford, Shutt was the Associate Commissioner for Public Affairs for the Southern Conference, where he was responsible for managing the publicity and media relations efforts of the Conference. He served as the tournament director for the SoCon baseball championship and the league's liaison with the umpiring staff. Shutt was the media director for the 2002 NCAA Men's Basketball Championship First and Second Round site that the SoCon hosted in Greenville, S.C.

Shutt joined the Southern Conference in 1999 after serving as an account executive with Jeff Dezen Public Relations where he managed the Maxfli Golf and Dunlop Maxfli Canada accounts. Previously, he spent 12 years as the assistant athletic director for media relations at New Mexico State University.

Shutt attended Bowling Green State University earning a bachelor's degree in journalism in 1980. He became the sports information director at Indian River Community College in Fort Pierce, Fla. upon graduation before returning to BGSU as the assistant SID in 1982. He was promoted to SID in 1983 and remained in that position until 1987 when he left for NMSU.

## Dan WALLACE

*Assistant Director, Athletic Communications*  
3rd Year • Iowa, 2013



Dan Wallace enters his third year as a member of the Wake Forest Athletic Communications staff. Wallace is the primary media contact for the women's basketball and men's tennis programs while serving as the secondary contact for the football program.

Wallace came to Wake Forest from Western Illinois University where he worked as a graduate assistant for Athletic Communications for two years. Prior to joining the staff at Western Illinois, Wallace spent five years at the University of Iowa. Wallace worked for Big Ten Network's 'Student U Productions' before beginning to work in the athletic communications office as a student worker as a senior. He spent a year following graduation as the full-time intern within the office.

Wallace earned a master's degree from Western Illinois in 2016 in sport management and bachelor's degrees from Iowa in 2013 in communication studies and sports studies.

## Ada WEISS

*Assistant Athletic Trainer*  
4th Year • Wisconsin, 2013



Weiss begins her fourth year as a member of the Wake Forest Sports Medicine staff and her second full year working with football. She was the athletic trainer for the field hockey team in 2015.

Weiss came to Wake Forest from the University of Virginia where she earned a master's degree in kinesiology-athletic training. While in Charlottesville she worked with several Cavalier athletes who earned All-America honors.

A native of Madison, Wis., Weiss is a 2013 graduate of the University of Wisconsin where she spent two seasons working with the Badger football team. She is a member of the National Athletic Trainers Association and lives in Winston-Salem.

## Shelbie WISE

*Academic Counselor*  
1st Year • Saginaw Valley State, 2014



Shelbie Wise joined the Wake Forest Student-Athlete Services staff in 2018 and will work with the Demon Deacon football program.

Wise comes to Wake Forest from Marshall University where she served as an athletics academic counselor. Prior to her time in Huntington, W.V., she was a compliance and academics assistant at the University of Detroit Mercy. While at Detroit, she assisted student-athletes with all issues related to eligibility, academics and general well-being.

A 2014 graduate of Saginaw Valley State in Michigan, Wise went on to earn her master's degree in spots administration from Wayne State in 2016. She was an intern at Eastern Michigan University for a year before joining the staff at Detroit Mercy.

## Seth YOUNGBLOOD

*Assistant Director, Student-Athlete Services & Academic Counselor*  
8th Year • NC State, 2005



Seth Youngblood is in his eighth season as an academic counselor for the football program.

Youngblood is responsible for monitoring the academic performance of Wake Forest student-athletes and helping them to fulfill their undergraduate academic requirements. He also coordinates study hall and tutors and aids in the development of time management skills for the student-athletes.

A native of Garner, N.C., Youngblood previously served on campus as an academic counselor in the Wake Forest Office of Academic Advising.

Youngblood earned a degree in psychology from NC State in 2005. He went on to earn a master's degree in Counselor Education from Clemson in 2008. During his time at NC State, Youngblood was an academic counselor intern for the Wolfpack football program.

Youngblood and his wife Megan reside in Winston-Salem. with newborn son, Peyton.

## Nick ZINANI

*Sports Performance Coordinator*  
2nd Year • Long Island, 2017



Nick Zinani joined the Wake Forest sports performance staff in 2017 after spending the previous year at NC State.

A 2017 graduate of Long Island University with a master's degree in athletic training, Zinani worked as an intern in both the sports medicine and sports performance areas in 2016-17. He focused on assisting football student-athletes in the proper form and technique in conditioning as well as developing long-term and short-term injury rehabilitation programs.

As an undergraduate at LIU, Zinani assisted in rehab and exercise programming for the football, softball and basketball student-athletes.

Zinani is a Certified Strength and Conditioning Specialist and a Certified Athletic Trainer.

# UNIVERSITY ADMINISTRATION

## Dr. Nathan O. HATCH

*University President*

*14th Year*

*Wheaton College ■ 1968*



Dr. Nathan O. Hatch became Wake Forest's 13th president on July 1, 2005.

For more than a decade, his leadership has been characterized by achievements on five fronts: 1) clarifying Wake Forest's mission and strategic plan; 2) assembling a remarkable team of leaders; 3) making significant realignments in business and medicine to better position the University; 4) undertaking bold initiatives, such as launching engineering and biomedical sciences programs in Wake Downtown, reinventing the 21st century liberal arts education with personal and career preparedness as a key focus, making standardized tests optional, and building greater community through a three-year residency requirement; 5) leading Wake Will Lead: The Campaign for Wake Forest, the largest fundraising effort in the University's history.

The strategic plan, approved by the Board of Trustees and embraced by the college community, strengthens Wake Forest's position as the nation's premier "collegiate university." This approach to education integrates an undergraduate liberal arts tradition with the vitality of a research university.

Dr. Hatch completed a master planning process to ensure the physical development of the campus is aligned with the University's strategic goals. That plan also takes on important challenges in making the campus more sustainable. Wake Forest University is in the midst of a 10-year, \$625 million construction effort that reflects the institution's commitment to offer the best residential college experience in the country. In the past two years, Wake Forest celebrated the grand openings of the Sutton Center, McCreary Field House and a new building for the health and exercise science department; completed Maya Angelou Hall, a new South Campus residence hall for first-year students; transformed historic Reynolds Gym into the Wake Forest Wellbeing Center and extensively renovated several of the 1950s residence halls surrounding Hearn Plaza.

In January 2017, the first students enrolled in new academic programs in engineering and biomedical sciences anchored Wake Forest University's undergraduate presence, referred to as Wake Downtown, in Wake Forest Innovation Quarter. Dr. Hatch's decision to literally and figuratively bring medical and liberal arts education together under one roof represents one of the most audacious efforts to reimagine undergraduate science education as we know it.

Under Dr. Hatch's leadership, the University completed two major integration projects. Wake Forest's separate undergraduate and graduate business programs have been combined into one School of Business housed in Farrell Hall. He also was instrumental in merging Wake Forest University Health Sciences and North Carolina Baptist Hospital — each with revenues of some one billion dollars — into a single entity with common management under Dr. Julie Freischlag.

With the idea that leadership starts at home, Dr. Hatch has assembled a remarkable team of academic and administrative leaders. Throughout his academic career, he has been drawn to challenges that involve people and building organizations. "A university is a very complicated organization in modern society," he notes, "and it is critical to have outstanding leaders in all spheres, from academic programs to athletics, from investments to student development."

Regarded as a national leader in rethinking the college to career experience, Wake Forest has been at the forefront of transforming the traditional, outdated concept of "career services" into a holistic, four-year approach to personal and career development.

Wake Forest University is among 100 of the nation's most respected colleges and universities who have pledged to substantially expand the number of talented low- and moderate-income students at America's undergraduate institutions with the highest graduation rates.

This growing alliance, called the American Talent Initiative, brings together a diverse set of public and private institutions united in this common goal.

In a world that is increasingly linked via technology, Dr. Hatch emphasizes the art of face-to-face connection. In implementing a three-year residency requirement, he is building greater community by ensuring there are opportunities to collaborate, engage in con-

versation and solve problems together.

In one of Dr. Hatch's boldest moves to date, he publicly launched Wake Will Lead: The Campaign for Wake Forest, the largest fundraising effort in the University's history which provides student, faculty and facility support. As of July 2018, gifts from more than 70,000 generous donors moved Wake Forest closer to its \$1 billion Reynolda Campus fundraising goal.

Dr. Hatch is an active leader in American higher education and in local and community affairs. He served on the board of the American Council on Education, and chair of the Division I Board of Directors of the NCAA when the organization restructured its governance in 2014. He is a past chair of the board of directors of the National Association of Independent Colleges and Universities. On July 1, 2017, he was installed as the chair of the North Carolina Independent College and Universities. In 2014, the American Academy of Arts and Sciences elected Dr. Hatch among its newest members. He has also been very active in community development in Winston-Salem. A board member of the United Way of Forsyth County, he also served as Chairman of the 2010 United Way Campaign. In 2018, Dr. Hatch received the NACE Career Services Excellence Award and was named the Boy Scouts of America Distinguished Citizen by the Old Hickory Council.

Often described as affable, approachable and a lively conversationalist, Dr. Hatch has established a strong rapport with students; he has hosted reading groups with students at the President's House and he can occasionally be found taking a coffee break with them at Starbucks in the Z. Smith Reynolds library or having lunch in the Pit. He made an early positive impression when he arrived at his student-sponsored Inaugural Ball on the back of a motorcycle driven by the Demon Deacon.

He and his wife, Julie, a former public school teacher, have three children: Gregg, a 1997 graduate of Notre Dame, is a real estate professional in Seattle, WA; David, a 2000 Notre Dame graduate, received an MBA degree from Duke University in 2007 and works in finance in Charlotte, NC; and Beth, a 2007 graduate of Notre Dame, who earned her Master of Divinity at Duke Divinity School in Durham, N.C. in 2015. The Hatches also have eight grandchildren.

Dr. Hatch grew up in Columbia, S.C., where his father was a Presbyterian minister. A graduate of Wheaton College in Illinois, he received his master's and doctoral degrees from Washington University in St. Louis and held post-doctoral fellowships at Harvard and Johns Hopkins universities. He joined the faculty at Notre Dame in 1975. He was named provost, the university's second highest-ranking position, in 1996; a Presbyterian, he was the first Protestant to ever serve in that position at Notre Dame.

He is regularly cited as one of the most influential scholars in the study of the history of religion in America. He received national acclaim for his 1989 book, *The Democratization of American Christianity*, in which he examines how the rise of religious groups in the early 19th century helped shape American culture and foster democracy. The book was chosen in a survey of 2,000 historians and sociologists as one of the two most important books in the study of American religion. He is also the author or editor of seven other books on American history.

### THE NATHAN HATCH FILE

#### BORN

- May 17, 1946 in Chicago, Illinois

#### FAMILY

- Wife — Julie
- Children — Gregg -- wife Kathy, daughters Lucy, Ellie, Julia; David -- wife Cassie, sons Charlie and Ben, daughter Edith; and Beth -- husband Jonathan, daughter Grace, son James

#### EDUCATION

- Wheaton College — 1968  
A.B. (summa cum laude)
- Washington (Mo.) University — 1972  
A.M.
- Washington (Mo.) University — 1974  
Ph.D.

#### PROFESSIONAL EXPERIENCE

- American Society of Church History, 1981-84  
Executive Council
- Johns Hopkins University, 1974-75  
Postdoctoral Fellow
- Harvard University, 1977-78  
Charles Warren Fellow
- University of Notre Dame, 1975-88  
Assistant to Full Professor, Dept. of History
- University of Notre Dame, 1980-83  
Director of Graduate Studies, History
- University of Notre Dame, 1983-88  
Associate Dean, College of Arts and Letters  
Director, Inst. for Scholarship in the Liberal Arts
- University of Notre Dame, 1988-89  
Acting Dean, College of Arts and Letters
- University of Notre Dame, 1989-96  
Vice President for Graduate Studies & Research  
Professor of History
- University of Notre Dame, 1999  
The Andrew V. Tackes Professor of History
- University of Notre Dame, 1996-2005  
University Provost
- Wake Forest University, 2005-present  
University President

#### AWARDS, HONORS & NOTES

- Appointed by Bill Clinton to National Council on the Humanities
- Former President of the American Society of Church History
- Inducted into the American Academy of Arts and Sciences



# ATHLETIC ADMINISTRATION

## Ron WELLMAN

*Athletic Director*

*27th Year*

*Bowling Green ■ 1970*



Another obvious sign of the progress Wake Forest has made — and is continuing to make — under Wellman's leadership, is the ambitious facility improvement program that the athletic department has undertaken.

In 2017, Wake Forest broke ground on the 87,000 square-foot Sutton Sports Performance Center and the 24,400 square-foot Shah Basketball Development Center. Both are scheduled to open in early 2019. The Sutton Sports Performance Center will, among other things, include strength and conditioning space for student-athletes as well as a nutrition area and expanded sports medicine and training resources. The Shah Basketball Development Center will include an additional regulation court and dedicated strength and conditioning space for men's and women's basketball. In addition to those projects, the baseball team's consecutive trips to the NCAA Regionals coincided with the opening of its Baseball Player Development Center at David F. Couch Ballpark. "The Couch" project included construction of a new clubhouse with locker rooms, team lounge, training room, equipment room, state-of-the-art pitching lab, renovated dugout and new bullpen. The soccer practice fields also received a total makeover in 2017 and a renovated playing surface at Spry Stadium enhanced the home of Wake Forest's nationally-ranked men's and women's soccer teams.

In 2016, Wake Forest opened McCreary Field House, a state-of-the-art indoor practice facility serving all Wake Forest teams with a 120-yard FieldTurf indoor practice field. New practice fields at the Doc Martin Football Practice Complex were installed prior to the start of preseason camp in 2016 and Kentner Stadium received a new AstroTurf surface for field hockey and an upgrade in the running surface for the track and field teams. The Wake Forest Tennis Complex also saw enhancements with the addition of permanent outdoor seating for all six collegiate courts in 2016.

During Wellman's tenure, BB&T Field has seen many changes including the construction of McCreary Tower, the installation of a new FieldTurf surface and the construction of a state-of-the-art video board on the south side of the stadium.

Wellman also led the efforts in the construction of a new outdoor tennis center, which serves as the home to both of the Wake Forest tennis programs as well as the ATP's Winston-Salem Open and the 2018 NCAA Tennis Championships. The Arnold Palmer Golf Complex allows Wake Forest's golfers to practice at the premier on-campus facility in the nation. The Haddock House, named for Hall of Fame golf coach Jesse Haddock, provides coaches offices and locker room space for Wake Forest's men's and women's golf teams.

Born in Celina, Ohio, Wellman earned his undergraduate degree from Bowling Green State University, where he was a pitcher on the baseball team. After receiving a master's from Bowling Green, he joined the faculty and coaching staff at Elmhurst (IL) College in 1971, serving as head baseball coach, assistant basketball and football coach and associate professor of health and physical education. Wellman was

During Ron Wellman's 26-year tenure as athletics director at Wake Forest University, the school's athletic facilities and fortunes have moved in a positive direction, both on and off the playing field.

Wellman, the dean of athletics directors in the Atlantic Coast Conference and currently the longest tenured AD in Division I, has elevated the Wake Forest University athletics program to its greatest level in school history. Since being named to the position in October, 1992, he has helped lead Wake's teams to unprecedented success both on the field and off.

During the 2017-18 year, Wake Forest won three national championships. The men's tennis team won the NCAA Division I team championship while junior Petros Chrysochos was crowned as the NCAA's singles champion. Jennifer Kupcho won the NCAA women's golf individual championship as well. The men's soccer team also made history by winning back to back ACC Tournament titles for the first time. In addition, the football team continued its success from 2016 by winning the Belk Bowl against Texas A&M.

Under Wellman's leadership, Wake Forest has won five national championships, 22 Atlantic Coast Conference championships and finished 23rd in the 2007 NACDA Director's Cup standings, its highest finish ever.

Wellman is only the fifth person to assume the top position in the athletic department at Wake Forest during the modern era of intercollegiate sports, following Pat Preston, Jim Weaver, Bill Gibson and Dr. Gene Hooks, Wake Forest's athletic director from 1964 through 1992.

Entering his 27th year in 2018-19, Wellman has played a significant role in shaping intercollegiate athletics on a regional and national level. He has previously served as chairman of the NCAA Division I Men's Basketball Championship committee, the NCAA Division I Management Council, the NCAA Baseball Committee and the NCAA Baseball Academic Enhancement Committee. Wellman is a former president of the Division I-A Athletic Directors' Association and has also served on the NCAA Diversity Leadership Strategic Planning Committee.

Wake Forest athletics has been prominent on the national scene in recent years. The football program has made six bowl appearances in the past 12 seasons, while the men's basketball program has earned a postseason invitation in 19 of the last 28 seasons.

The men's soccer program has been to five of the past 11 College Cups, while field hockey has appeared in nine Final Fours in the last 18 years. The men's and women's golf programs are perennial postseason contenders, with the women winning back-to-back ACC titles in 2009 and 2010.

Wellman's efforts in leading Wake Forest's rise to prominence have not gone unnoticed. In 2007-08, he was honored by two organizations: Street & Smith's Sports Business Journal named him College Athletic Director of the Year and the National Association of Collegiate Directors of Athletics (NACDA) selected Wellman as its AstroTurf AD of the Year for the Southeast Region—the second time in his career he received that honor.

Off the playing fields, Wellman has helped to enhance the overall development of the student-athlete. He asks his coaches to stress academics, and he has instituted programs to assist and develop student-athletes away from competition. Most recently, Wake Forest athletics launched its Deacon Leader program. The program is a comprehensive leadership development system designed to identify, train and develop student-athlete leaders from their arrival on campus through their senior year and beyond graduation.

### THE RON WELLMAN FILE

#### BORN

- May 2, 1948 in Celina, Ohio

#### FAMILY

- Wife — Linda
- Children — Angie (Tim), Nicole (Kevin), Melissa (Ben)
- Grandchildren — Cole (11), Connor (10), Sam (9), Miller (8), Riley (7), Emme (5), McKay (5), Anna Kate (4), Hank (3), Molly (3)

#### EDUCATION

- Bowling Green State University — 1970  
B.S. in Business and Health & Physical Education
- Bowling Green State University — 1971  
M.A. in Education

#### COACHING HISTORY

- Elmhurst College — 1971-80  
Head Baseball Coach  
Assistant Basketball and Football Coach  
Assoc. Professor of health & physical education
- Northwestern University — 1981-86  
Head Baseball Coach

#### ATHLETIC ADMINISTRATION HISTORY

- Elmhurst College — 1977-80  
Athletic Director
- Mankato State University — 1986-87  
Athletic Director
- Illinois State University — 1987-92  
Athletic Director
- Wake Forest University — 1992-present  
Athletic Director

#### AWARDS, HONORS, AND NOTES

- Longest tenured A.D. in the ACC
- Elmhurst College Athletics Hall of Fame — 1985
- CCIW Baseball Coach of the Year (1975, 76, 79, 80, 81)
- 1997-98 Chairman of NCAA Baseball Committee
- 2001-03 Chairman of NCAA Management Council
- 2002-03 NACDA Southeast Regional AD of the Year
- 2008 Athletic Director of the Year by SportsBusiness Journal and SportsBusiness Daily
- 2013-14 Chairman of NCAA Men's Basketball Selection Committee
- 2007-08 Chairman of NCAA Baseball Academic Enhancement Committee

the director of athletics his last five years at Elmhurst.

He compiled a 210-136 record in baseball before leaving to become the head baseball coach at Northwestern University. In five seasons with the Wildcats, Wellman's teams posted a 180-97 record and 15 players signed professional contracts. Among those moving to the Major Leagues was Joe Girardi, an Academic All-America catcher who became the manager of the New York Yankees in 2007.

Wellman and his wife Linda have three daughters — Angie, who works with the Executive Partners Mentorship Program in the WFU Schools of Business and is married to Tim Lynde, a Wake Forest alumnus and former basketball manager who is an associate commissioner of the Atlantic Coast Conference; Nicole, a pediatrician, and her husband, Kevin Rice, a Greensboro Fire Department Captain and former captain of WFU's men's soccer team, who live in Winston-Salem; and Melissa, founder and director of Girl-CHARGE, and her husband, Ben Norman, an attorney, who live in Greensboro.

# UNIVERSITY/ATHLETIC INFORMATION

## Peter BRUBAKER

Faculty Athletics Representative  
3rd Year • East Stroudsburg, 1984



Peter Brubaker, professor of Health and Exercise Science, was named Faculty Athletics Representative of Wake Forest University in August, 2016. He was appointed to a three-year term to provide a faculty viewpoint in the administration of intercollegiate athletic programs.

As the Faculty Athletics Representative (FAR), Brubaker acts on behalf of the president and reports to him, representing athletics to faculty and faculty to athletics to ensure the appropriate balance between academics and intercollegiate athletics. Major areas of responsibility include academic oversight, student-athlete welfare, compliance and representing Wake Forest at meetings of the NCAA and ACC which mandate the position.

Brubaker, who is in his 26th year on the Wake Forest faculty, also serves as the HES department's graduate program director. He is well-regarded for his research and clinical experience in the area of exercise physiology and cardiovascular disease prevention/rehabilitation.

Brubaker is a 1984 graduate of East Stroudsburg and received his masters from Wake Forest in 1986 and his Ph.D. from Temple in 1991.

# ATHLETICS COMPLIANCE OFFICE

## Todd HAIRSTON

Senior Associate Athletic Director, Compliance  
14th Year • Wake Forest, 1996



Manchester Athletic Center,  
Suite 211 | P.O. Box 7716  
Winston-Salem, NC 27106  
(336) 758-4620

Todd Hairston joined the Deacon staff in 2005 as the assistant director of compliance. After one year in that role, he was promoted to assistant athletic director for compliance, and then was named associate athletic director in 2008. He has served as a senior associate AD since 2016.

He is responsible for the interpretation and enforcement of all NCAA rules and legislation in the Wake Forest Athletic Department. He also oversees the performance team (sports performance, sports medicine and nutrition) and is the secondary administrator for football and men's tennis.

Hairston, a 1996 graduate of Wake Forest, has held a variety of roles in intercollegiate athletics since his graduation. After earning his degree in health and exercise science, he served as a laboratory research technician at the Wake

Forest University School of Medicine. After a stint as a student athletic trainer at Tennessee State, he went to Meharry Medical College in Nashville where he earned a Master of Science in public health in 1999. His first compliance role came at Florida State in 2000 and after a year with the Seminoles, he became the assistant AD for compliance at Maryland Eastern Shore in 2001. Hairston was named the director of compliance at George Mason in 2003 and was with the Patriots for two years before coming to Wake Forest in 2005.

A native of Walnut Cove, N.C., Hairston earned his Ph.D. at Florida State in 2004. He also serves as an adjunct professor in the Wake Forest School of Law. Hairston and his wife, Kristen, are the parents of two children - Joseph and Ava. They live in Winston-Salem.

### BOARD OF TRUSTEES

(July 1, 2018 - June 30, 2019)

John I. Bitove, Jr. Toronto, Ontario, Canada	Herman E. Eure Kernersville, NC	Ogden Phipps II Old Brookville, NY
Shelmer D. Blackburn, Jr. Purlear, NC	Lisbeth Clark Evans Winston-Salem, NC	Steven S Reinemund Denver, CO
Jeanne Whitman Bobbitt Dallas, TX	Curtis C. Farmer Dallas, TX	Prince Raney Rivers Durham, NC
Morgan Briggs Columbia, SC	Mary R. Farrell Summit, NJ	Gerald F. Roach Raleigh, NC
Peter C. Brockway Boca Raton, FL	Helen Hough Feinberg St. Pete Beach, FL	Jorge Rodriguez Geneva, Switzerland
Thomas W. Bunn Kiawah Island, SC	Donald E. Flow Winston-Salem, NC	Harold O. Rosser Naples, FL
Jocelyn Burton Oakland, CA	Richard Alan Fox Houston, TX	Mit B. Shah Atlanta, GA
Lindsay Nicole Chambers Los Angeles, CA	Dr. Nathan O. Hatch President, <i>ex officio</i>	Janice K. Story Park City, UT
Matthew S. rawford Austin, TX	Frank B. Holding, Jr. Raleigh, NC	Ben C. Sutton, Jr. Winston-Salem, NC
H. Lawrence Culp, Jr. McLean, VA	Lawrence D. Hopkins M.D. Advance, NC	Lloyd P. Tate, Jr. Southern Pines, NC
Jermyn M. Davis Denver, CO	Alice Kirby Horton Durham, NC	Cathy Wall Thomas, M.D. Carrboro, NC
Thomas A. Dingleline Winston-Salem, NC	John R. Lowden Greenwich, CT	Shannan Spence Townsend Charlotte, NC
James E. Dixon Manhasset, NY	Michael Frank Mahoney Barrington, RI	John M. Vann Bristol, TN
David W. Dupree Washington, DC	James J. Marino Johns Island, SC	David I. Wahrhaftig Larchmont, NY
Hon. Donna F. Edwards Oxon Hill, MD	John M. McAvoy Charleston, SC	Eric C. Wiseman Greensboro, NC
Eric W. Eubank, II Charlotte, NC	Jane McGraw Short Hills, NJ	

### LIFE TRUSTEES

Jerry H. Baker Macon, NC	William B. Greene, Jr. Boones Creek, TN	Celeste M. Pittman Rocky Mount, NC
James L. Becton, M.D. Augusta, GA	Harvey R. Holding Ponte Vedra Beach, FL	Frances P. Pugh Raleigh, NC
Ranlet S. Bell Hobe Sound, FL	Albert R. Hunt Washington, DC	Michael G. Queen Wilmington, NC
W. Louis Bissette, Jr. Asheville, NC	Amb. Jeanette W. Hyde Raleigh, NC	Deborah K. Rubin Winston-Salem, NC
Louise Broyhill Winston-Salem, NC	James W. Johnston Mooreville, NC	Andrew J. Schindler Winston-Salem, NC
Janice W. Calloway Dallas, TX	Donald D. Leonard Myrtle Beach, SC	Adelaide A. Sink Thonotosassa, FL
J. Donald Cowan, Jr. Raleigh, NC	Dee Hughes LeRoy Winston-Salem, NC	K. Wayne Smith Newton, NC
Ronald E. Deal Hickory, NC	William L. Marks New Orleans, LA	D. E. Ward, Jr., MD Lumberton, NC
A. Doyle Early, Jr. High Point, NC	Theodore R. Meredith Vero Beach, FL	James T. Williams, Jr. Greensboro, NC
Victor I. Flow, Jr. Winston-Salem, NC	Russell W. Meyer, Jr. Wichita, KS	Kyle A. Young, M.D. Greensboro, NC
Murray C. Greason, Jr. Winston-Salem, NC	L. Glenn Orr, Jr. Winston-Salem, NC	

# FACILITY INFORMATION



## McCREARY FIELD HOUSE

McCreary Field House, the new indoor practice facility for Demon Deacon athletics, opened in the spring of 2016. The 80,000-square foot structure features a 120-yard football field and weightlifting facilities for the Wake Forest football team.

McCreary Field House is the first phase of a planned \$58 million project that will include the Sutton Sports Performance Center. The Field House was constructed at a cost of \$21 million with Bob McCreary providing \$12.5 million as the lead gift on the project that was completely funded through private gifts.

Located behind Miller Center on Wake Forest's Reynolda campus, McCreary Field House is designed to benefit all 18 Wake Forest athletic programs. It will provide an area for teams to train year-round regardless of the weather conditions.

McCreary graduated from Wake Forest in 1961 and played football for the Deacons. He grew up in rural Caldwell County, N.C., and regularly credits the scholarship that provided him the opportunity to receive a Wake Forest education and enabled him to succeed in business and in life.

After a brief professional football career, McCreary worked for 20 years in sales and marketing in the furniture industry before founding his own furniture company, McCreary Modern, in 1986.

McCreary Field House is roughly 200 feet by 400 feet with a peak height of 72 feet. Including site work, the entire facility was constructed in 18 months. The playing surface is an exact replica of the surface at BB&T Field, Wake Forest's home football stadium. The surface matches BB&T's surface in terms of appearance, pitch and

playing turf.

The South end zone area is currently occupied by a 7,000-square-foot weight room that gives the football team a dedicated training area. All of the weight equipment will be moved to the Sutton Sports Performance Center when that facility is completed.

McCreary Field House features goalposts that are suspended from the ceiling and can be raised and lowered depending on the activity. Camera platforms are provided 28 feet above the playing surface to facilitate videotaping of practice activities.

The facility consists of 240,000 bricks, 543 tons of steel on the overall super structure and 95,000 square feet of standing metal seam roofing. Over 125,000 man-hours were invested in the construction of McCreary Field House.



## SUTTON SPORTS PERFORMANCE CENTER

In early 2019, Wake Forest expects to be operating out of the new Sutton Sports Performance Center which is adjacent to the McCreary Field House.

The four-level, 87,000 square-foot facility will be connected to McCreary Field House on the Reynolda Campus and include:

- More than 10,000 square feet of dedicated strength and conditioning facilities for football
- Strength and conditioning space for men's and women's soccer, track & field, men's and women's golf, field hockey and volleyball
- 17,000 square feet of office and team space for men's and women's basketball including heritage areas and team meeting rooms (3rd floor)
- 18,000 square feet of office space for football staff to include heritage areas, team meeting rooms and other team spaces (4th floor);
- Convenient access to sports science technology for evaluation and performance metrics
- More than 1,500 square feet of customized space for a nutrition area
- Enhanced sports medicine and training resources, including an expanded hydrotherapy area.

One of Wake Forest's most ardent benefactors, Sutton's commitment to Wake Forest's includes nearly \$27 million in lifetime giving. In 2012, his family made the lead gift of \$5 million for the Sutton Wellness & Recreation Center, an addition to the historic W.N. Reynolds Gymnasium to support campus-wide wellbeing with 46,000 square feet of flexible space for fitness programming and a venue for both academic and social gatherings that opened earlier this year. He also established the Ben C. Sutton Scholarship in his father's name to benefit students from North Carolina.

"In my work with ISP and IMG, I have had the opportunity to visit the best athletic facilities across the country. It's incredibly exciting and rewarding to know that the completion of the Sutton Sports Performance Center will catapult Wake Forest to the top of the ACC in terms of strength, conditioning and nutrition facilities," said Sutton. "I am thrilled to support Wake Forest's commitment to providing student-athletes with the resources and spaces they need to succeed both on the field and off."

"Ever since Ben enrolled as an undergraduate 40 years ago, he has been a cheerleader for Wake Forest and the success of our athletic programs," said Athletic Director

Ron Wellman. "His vision and dedication for making a difference will have an incredible impact on the future of Wake Forest sports and our ability to prepare our student-athletes to compete at top levels. We are incredibly grateful for his foresight and commitment."

"Ben's gift to the Sutton Sports Performance Center is yet another expression of his commitment to a culture of health and wellness for the entire Wake Forest community," said President Nathan O. Hatch. "His generous support over the years has made it possible to offer exceptional resources to our students, faculty and staff. Ben is a leader in building the culture of philanthropy that has made and will continue to make a difference for current and future Demon Deacons."

# 2017 RESULTS & STATISTICS

## 2017 SEASON RESULTS (8-5, 4-4 ACC)

Date	Opponent	Score	Overall	ACC	Time	Attend
Sept. 1	<b>PRESBYTERIAN</b>	W, 51-7	1-0	0-0	2:52	22,643
Sept. 9	at Boston College *	W, 34-10	2-0	1-0	3:14	38,082
Sept. 16	<b>UTAH STATE</b>	W, 46-10	3-0	1-0	3:15	27,971
Sept. 23	at Appalachian State	W, 20-19	4-0	1-0	3:51	35,126
Sept. 30	<b>#25 FLORIDA STATE *</b>	L, 19-26	4-1	1-1	3:25	31,588
Oct. 7	at #2 Clemson *	L, 14-28	4-2	1-2	3:07	81,500
Oct. 21	at Georgia Tech *	L, 24-38	4-3	1-3	3:16	45,224
Oct. 28	<b>LOUISVILLE *</b>	W, 42-32	5-3	2-3	3:18	29,593
Nov. 4	at #3 Notre Dame	L, 37-48	5-4	2-3	3:23	77,622
Nov. 11	at Syracuse	W, 64-43	6-4	3-3	3:39	38,539
Nov. 18	<b>#25 NC STATE *</b>	W, 30-24	7-4	4-3	3:11	31,803
Nov. 25	<b>DUKE *</b>	L, 23-31	7-5	4-4	3:15	27,016
Dec. 29	vs. Texas A&M ^	W, 55-52	8-5	4-4	4:07	32,784

Home games in **BOLD CAPS**; \*ACC game; ^ Belk Bowl (Charlotte, N.C.)

## DEFENSIVE STATISTICS

DEFENSE	GP	Solo	Ast	Total	TFL-Yds	Sacks	Int-Yds	BrUp	QBH	FR-Yds	FF	Blk	Saf
2 Cameron Glenn	13	65	33	98	3.5-12	.	2-16	7	2	.	1	.	.
50 Grant Dawson	13	57	33	90	10.5-39	2.5-18	.	1	1	.	1	.	.
6 Jaboree Williams	13	56	29	85	13.0-33	2.5-14	2-60	3	2	2-0	.	.	.
3 Jessie Bates III	11	50	29	79	6.0-12	.	1-37	5	.	.	1	.	.
21 Essang Bassey	13	52	23	75	6.0-11	.	3-30	16	.	.	.	.	.
34 Demetrius Kemp	13	44	19	63	1.5-4	1.0-3	1-0	1	2	1-0	3	.	.
4 Amari Henderson	13	51	11	62	1.5-4	.	2-0	12	.	.	.	.	.
23 Justin Strnad	13	32	19	51	8.5-34	4.5-22	3-44	1	1	1-0	2	.	.
14 Wendell Dunn	13	26	20	46	7.0-52	3.0-37	.	2	6	.	3	1	.
53 Duke Ejiolor	12	26	17	43	16.5-79	6.5-46	.	1	9	.	2	.	.
12 Luke Masterson	13	34	8	42	1.0-1	.	.	3	.	.	.	.	.
48 Willie Yarbary	13	14	16	30	7.5-21	4.0-17	.	1	4	.	.	.	.
93 Zeek Rodney	12	14	15	29	8.5-28	1.0-11	.	.	5	.	.	.	.
24 Ja'Sir Taylor	13	24	3	27	.	.	.	5	.	.	.	.	.
18 Carlos Basham, Jr.	13	15	9	24	2.0-2	.	.	3	3	1-0	.	.	1
54 Elontae Bateman	13	11	11	22	4.5-8	1.0-2	.	.	.	.	.	.	.
51 Chris Calhoun	13	10	11	21	1.5-3	.	.	1	3	.	1	.	.
30 Ja'Cquez Williams	12	17	4	21	2.0-7	1.0-4	.	1	1	.	.	.	.
90 Sulaiman Kamara	12	6	6	12	3.0-6	.	.	.	2	1-0	.	.	.
20 Coby Davis	13	8	2	10	.	.	.	2	.	.	.	.	.
86 Jack Freudenthal	13	5	4	9	.	.	.	.	.	.	.	.	.
9 Chuck Wade, Jr.	13	6	1	7	.	.	.	.	.	.	.	.	.
45 Paris Black	9	5	1	6	1.0-7	1.0-7	.	.	.	1-0	.	1	.
88 Steven Claude	12	3	3	6	.	.	.	.	.	.	.	.	.
17 Alex Bachman	12	2	3	5	.	.	.	.	.	.	.	.	.
56 Deon Young	6	4	1	5	.	.	.	.	1	.	.	.	.
46 DJ Taylor	6	5	.	5	1.0-3	.	.	.	.	.	.	.	.
52 Dayton Diemel	13	4	.	4	.	.	.	.	.	.	.	.	.
42 Jake Simpson	13	3	1	4	.	.	.	.	.	.	.	.	.
35 Nate Mays	9	2	1	3	.	.	.	.	.	.	.	.	.
13 Malik Grate	4	2	1	3	.	.	.	.	.	.	.	.	.
15 Cortez Lewis	11	1	1	2	.	.	.	.	.	.	.	.	.
48 Dom Maggio	13	2	.	2	.	.	.	.	.	.	.	.	.
36 Cade Carney	8	1	1	2	.	.	.	.	.	.	.	.	.
7 Scotty Washington	13	1	.	1	.	.	.	.	.	.	.	1	.
10 John Wolford	12	1	.	1	.	.	.	.	.	.	.	.	.
5 Cedric Jiles	5	1	.	1	.	.	.	1	.	.	.	.	.
97 Ben Brown	1	1	.	1	.	.	.	.	.	.	.	.	.
68 Patrick Osterhage	12	.	1	1	.	.	.	.	.	.	.	.	.
44 Kalin McNeil	1	.	1	1	.	.	.	.	.	.	.	.	.
1 Tabari Hines	13	1	.	1	.	.	.	.	.	.	.	.	.
<b>Total.....</b>	<b>13</b>	<b>662</b>	<b>338</b>	<b>1000</b>	<b>106-366</b>	<b>28-181</b>	<b>14-187</b>	<b>66</b>	<b>42</b>	<b>7-0</b>	<b>14</b>	<b>3</b>	<b>1</b>
<b>Opponents.....</b>	<b>13</b>	<b>595</b>	<b>345</b>	<b>940</b>	<b>73.0-233</b>	<b>20-114</b>	<b>7-52</b>	<b>52</b>	<b>26</b>	<b>6-18</b>	<b>11</b>	<b>6</b>	<b>.</b>

## SPECIAL TEAMS TACKLES

23 Strnad.....10	88 Claude.....6	45 Black.....2	3 Bates.....1	44 McNeil.....1
86 Freudenthal.....9	9 Wade.....6	50 Dawson.....2	97 Brown.....1	68 Osterhage.....1
34 Kemp.....9	17 Bachman.....5	15 Lewis.....2	51 Calhoun.....1	42 Simpson.....1
12 Masterson.....9	52 Diemel.....3	48 Maggio.....2	36 Carney.....1	24 Taylor.....1
6 Williams.....7	21 Bassey.....3	30 Williams.....2	35 Mays.....1	

## TEAM STATISTICS

	WF	OPP
SCORING	459	368
Points Per Game	35.3	28.3
Points Off Turnovers	69	30
FIRST DOWNS	296	313
Rushing	125	130
Passing	154	166
Penalty	17	17
RUSHING YARDAGE	2456	2415
Yards gained rushing	2704	2805
Yards lost rushing	248	390
Rushing Attempts	537	547
Average Per Rush	4.6	4.4
Average Per Game	188.9	185.8
TDs Rushing	22	24
PASSING YARDAGE	3599	3530
Comp-Att-Int	268-426-7	296-522-14
Average Per Pass	8.4	6.8
Average Per Catch	13.4	11.9
Average Per Game	276.8	271.5
TDs Passing	33	20
TOTAL OFFENSE	6055	5945
Total Plays	963	1069
Average Per Play	6.3	5.6
Average Per Game	465.8	457.3
KICK RETURNS: #-Yards	44-933	49-1030
PUNT RETURNS: #-Yards	31-323	28-269
INT RETURNS: #-Yards	14-187	7-52
KICK RETURN AVERAGE	21.2	21.0
PUNT RETURN AVERAGE	10.4	9.6
INT RETURN AVERAGE	13.4	7.4
FUMBLES-LOST	16-6	23-7
PENALTIES-Yards	69-544	62-567
Average Per Game	41.8	43.6
PUNTS-Yards	71-3045	72-2958
Average Per Punt	42.9	41.1
Net punt average	37.1	34.7
KICKOFFS-Yards	88-5218	74-4656
Average Per Kick	59.3	62.9
Net kick average	38.2	40.9
TIME OF POSSESSION/Game	27:03	32:57
3RD-DOWN Conversions	77/194	90/226
3rd-Down Pct	40%	40%
4TH-DOWN Conversions	12/20	17/33
4th-Down Pct	60%	52%
SACKS BY-Yards	28-181	20-114
MISC YARDS	0	0
TOUCHDOWNS SCORED	57	45
FIELD GOALS-ATTEMPTS	21-25	18-24
ON-SIDE KICKS	0-1	0-2
RED-ZONE SCORES	(53-56) 95%	(45-53) 85%
RED-ZONE TOUCHDOWNS	(35-56) 63%	(31-53) 58%
PAT-ATTEMPTS	(52-56) 93%	(40-42) 95%
ATTENDANCE	170614	316093
Games/Avg Per Game	6/28436	6/52682
Neutral Site Games	1/32784	

## SCORE BY QTRS. 1st 2nd 3rd 4th OT Total

Wake Forest	129	132	106	92	-	459
Opponents	74	113	92	89	-	368

# 2017 INDIVIDUAL STATISTICS

RUSHING	GP	Att	Gain	Loss	Net	Avg	TD	Long	Avg/G
Matt Colburn II	13	166	939	35	904	5.4	7	76	69.5
John Wolford	12	140	783	100	683	4.9	10	33	56.9
Arkeem Byrd	11	77	406	11	395	5.1	1	59	35.9
Cade Carney	8	63	238	6	232	3.7	2	17	29.0
Kendall Hinton	5	46	226	36	190	4.1	1	37	38.0
Isaiah Robinson	3	22	88	6	82	3.7	1	21	27.3
Greg Dortch	8	7	19	10	9	1.3	0	6	1.1
Jamie Newman	2	1	5	0	5	5.0	0	5	2.5
Tabari Hines	13	2	0	6	-6	-3.0	0	0	-0.5
TEAM	9	13	0	38	-38	-2.9	0	0	-4.2
<b>Total.....</b>	<b>13</b>	<b>537</b>	<b>2704</b>	<b>248</b>	<b>2456</b>	<b>4.6</b>	<b>22</b>	<b>76</b>	<b>188.9</b>
<b>Opponents.....</b>	<b>13</b>	<b>547</b>	<b>2805</b>	<b>390</b>	<b>2415</b>	<b>4.4</b>	<b>24</b>	<b>70</b>	<b>185.8</b>

PASSING	G	Effic	C-A	Int	Pct	Yds	TD	Lng	Avg/G
John Wolford	12	157.98	239-374	6	63.9	3192	29	52	266.0
Kendall Hinton	5	156.84	27-47	0	57.4	399	4	43	79.8
Jamie Newman	2	16.80	2-4	1	50.0	8	0	5	4.0
Greg Dortch	8	0.00	0-1	0	0.0	0	0	0	0.0
<b>Total.....</b>	<b>13</b>	<b>156.15</b>	<b>268-426</b>	<b>7</b>	<b>62.9</b>	<b>3599</b>	<b>33</b>	<b>52</b>	<b>276.8</b>
<b>Opponents.....</b>	<b>13</b>	<b>120.79</b>	<b>296-522</b>	<b>14</b>	<b>56.7</b>	<b>3530</b>	<b>20</b>	<b>84</b>	<b>271.5</b>

RECEIVING	G	No.	Yds	Avg	TD	Long	Avg/G
Greg Dortch	8	53	722	13.6	9	52	90.2
Tabari Hines	13	53	683	12.9	7	44	52.5
Scotty Washington	13	45	711	15.8	3	50	54.7
Cam Serigne	13	44	556	12.6	9	45	42.8
Alex Bachman	12	21	365	17.4	3	47	30.4
Chuck Wade, Jr.	13	19	245	12.9	1	44	18.8
Matt Colburn II	13	11	67	6.1	0	21	5.2
Cortez Lewis	11	9	132	14.7	0	37	12.0
Arkeem Byrd	11	4	24	6.0	0	9	2.2
Jack Freudenthal	13	3	42	14.0	1	26	3.2
Cade Carney	8	3	31	10.3	0	23	3.9
Steven Claude	12	1	13	13.0	0	13	1.1
Davis Johnson	2	1	5	5.0	0	5	2.5
Isaiah Robinson	3	1	3	3.0	0	3	1.0
<b>Total.....</b>	<b>13</b>	<b>268</b>	<b>3599</b>	<b>13.4</b>	<b>33</b>	<b>52</b>	<b>276.8</b>
<b>Opponents.....</b>	<b>13</b>	<b>296</b>	<b>3530</b>	<b>11.9</b>	<b>20</b>	<b>84</b>	<b>271.5</b>

TOTAL OFFENSE	G	Plays	Rush	Pass	Total	Avg/G
John Wolford	12	514	683	3192	3875	322.9
Matt Colburn II	13	166	904	0	904	69.5
Kendall Hinton	5	93	190	399	589	117.8
Arkeem Byrd	11	77	395	0	395	35.9
Cade Carney	8	63	232	0	232	29.0
Isaiah Robinson	3	22	82	0	82	27.3
Jamie Newman	2	5	5	8	13	6.5
Greg Dortch	8	8	9	0	9	1.1
Tabari Hines	13	2	-6	0	-6	-0.5
TEAM	9	13	-38	0	-38	-4.2
<b>Total.....</b>	<b>13</b>	<b>963</b>	<b>2456</b>	<b>3599</b>	<b>6055</b>	<b>465.8</b>
<b>Opponents.....</b>	<b>13</b>	<b>1069</b>	<b>2415</b>	<b>3530</b>	<b>5945</b>	<b>457.3</b>

SCORING	TD	FGs	Kick	Rush	Rcv	Pass	DXP	Saf	Points
Mike Weaver	0	21-25	52-56	0-0	0	0-0	0	0	115
John Wolford	10	0-0	0-0	0-0	0	0-1	0	0	60
Cam Serigne	9	0-0	0-0	0-0	0	0-0	0	0	54
Greg Dortch	9	0-0	0-0	0-0	0	0-0	0	0	54
Tabari Hines	7	0-0	0-0	0-0	0	0-0	0	0	42
Matt Colburn II	7	0-0	0-0	0-0	0	0-0	0	0	42
Alex Bachman	3	0-0	0-0	0-0	0	0-0	0	0	18
Scotty Washington	3	0-0	0-0	0-0	0	0-0	0	0	18
Cade Carney	2	0-0	0-0	0-0	0	0-0	0	0	12
Essang Bassey	1	0-0	0-0	0-0	0	0-0	0	0	6
Kendall Hinton	1	0-0	0-0	0-0	0	0-0	0	0	6
Chuck Wade, Jr.	1	0-0	0-0	0-0	0	0-0	0	0	6
Isaiah Robinson	1	0-0	0-0	0-0	0	0-0	0	0	6
Jack Freudenthal	1	0-0	0-0	0-0	0	0-0	0	0	6
Arkeem Byrd	1	0-0	0-0	0-0	0	0-0	0	0	6
Jessie Bates III	1	0-0	0-0	0-0	0	0-0	0	0	6
Carlos Basham, Jr.	0	0-0	0-0	0-0	0	0-0	0	1	2
<b>Total.....</b>	<b>57</b>	<b>21-25</b>	<b>52-56</b>	<b>0-0</b>	<b>0</b>	<b>0-1</b>	<b>0</b>	<b>1</b>	<b>459</b>
<b>Opponents.....</b>	<b>45</b>	<b>18-24</b>	<b>40-42</b>	<b>0-1</b>	<b>1</b>	<b>1-2</b>	<b>1</b>	<b>0</b>	<b>368</b>

KICKOFFS	No.	Yds	Avg	TB	OB	Retn	Net	YdLn
Mike Weaver	83	4932	59.4	33	6			
Dom Maggio	3	170	56.7	0	0			
Ben Brown	2	116	58.0	0	0			
<b>Total.....</b>	<b>88</b>	<b>5218</b>	<b>59.3</b>	<b>33</b>	<b>6</b>	<b>1030</b>	<b>38.2</b>	<b>26</b>
<b>Opponents.....</b>	<b>74</b>	<b>4656</b>	<b>62.9</b>	<b>28</b>	<b>4</b>	<b>933</b>	<b>40.9</b>	<b>24</b>

PUNTING	No.	Yds	Avg	Long	TB	FC	I20	Blkd
Dom Maggio	68	2996	44.1	74	7	20	23	3
TEAM	3	49	16.3	30	0	0	0	0
<b>Total.....</b>	<b>71</b>	<b>3045</b>	<b>42.9</b>	<b>74</b>	<b>7</b>	<b>20</b>	<b>23</b>	<b>3</b>
<b>Opponents.....</b>	<b>72</b>	<b>2958</b>	<b>41.1</b>	<b>57</b>	<b>7</b>	<b>21</b>	<b>22</b>	<b>0</b>

FIELD GOALS	FGM-A	Pct	1-19	20-29	30-39	40-49	50-99	Lg	Blk
Mike Weaver	21-25	84.0	0-0	10-10	7-8	4-6	0-1	43	1

FG SEQUENCE	Wake Forest	Opponents
Presbyterian	(22)	-
Boston College	(28),(27)	(30)
Utah State	(31),(30),(32)	(30)
Appalachian State	(27),(25)	(38),(35),(39),39
Florida State	(24),(39)	(51),(27),(37),(35)
Clemson	34,50	43
Georgia Tech	(29)	(22),(42)
Louisville	-	(35)
Notre Dame	(34),41	(34),(50),(22)
Syracuse	(41),(43),(30)	45,(30),(47),51
NC State	(36)	(25)
Duke	(29),(41),(43)	(38)
Texas A&M	(28),43,(27)	(19)

Numbers in (parentheses) indicate field goal was made. B=blocked

ALL PURPOSE	GP	Rush	Rec	PR	KOR	IR	Total	Avg/G
Greg Dortch	8	9	722	162	397	0	1290	161.2
Matt Colburn II	13	904	67	0	0	0	971	74.7
Tabari Hines	13	-6	683	0	93	0	770	59.2
Scotty Washington	13	0	711	0	0	0	711	54.7
John Wolford	12	683	0	0	0	0	683	56.9
Chuck Wade, Jr.	13	0	245	0	360	0	605	46.5
Cam Serigne	13	0	556	0	0	0	556	42.8
Alex Bachman	12	0	365	0	69	0	434	36.2
Arkeem Byrd	11	395	24	0	14	0	433	39.4
Cade Carney	8	232	31	0	0	0	263	32.9
Jessie Bates III	11	0	0	161	0	37	198	18.0
Kendall Hinton	5	190	0	0	0	0	190	38.0
Cortez Lewis	11	0	132	0	0	0	132	12.0
Isaiah Robinson	3	82	3	0	0	0	85	28.3
Jaboree Williams	13	0	0	0	0	60	60	4.6
Justin Strnad	13	0	0	0	0	44	44	3.4
Jack Freudenthal	13	0	42	0	0	0	42	3.2
Essang Bassey	13	0	0	0	0	30	30	2.3
Cameron Glenn	13	0	0	0	0	16	16	1.2
Steven Claude	12	0	13	0	0	0	13	1.1
Jamie Newman	2	5	0	0	0	0	5	2.5
Davis Johnson	2	0	5	0	0	0	5	2.5
TEAM	9	-38	0	0	0	0	-38	-4.2
<b>Total.....</b>	<b>13</b>	<b>2456</b>	<b>3599</b>	<b>323</b>	<b>933</b>	<b>187</b>	<b>7498</b>	<b>576.8</b>
<b>Opponents.....</b>	<b>13</b>	<b>2415</b>	<b>3530</b>	<b>269</b>	<b>1030</b>	<b>52</b>	<b>7296</b>	<b>561.2</b>

PUNT RETURNS	No.	Yds	Avg	TD	Long
Greg Dortch	20	162	8.1	0	29
Jessie Bates III	8	161	20.1	1	75
Tabari Hines	1	0	0.0	0	0
Alex Bachman	1	0	0.0	0	0
TEAM	1	0	0.0	0	0
<b>Total.....</b>	<b>31</b>	<b>323</b>	<b>10.4</b>	<b>1</b>	<b>75</b>
<b>Opponents.....</b>	<b>28</b>	<b>269</b>	<b>9.6</b>	<b>1</b>	<b>35</b>

KICK RETURNS	No.	Yds	Avg	TD	Long
Greg Dortch	18	397	22.1	0	40
Chuck Wade, Jr.	15	360	24.0	0	31
Tabari Hines	4	93	23.2	0	27
Alex Bachman	4	69	17.2	0	20
Scotty Washington	1	0	0.0	0	0
Arkeem Byrd	1	14	14.0	0	14
Jessie Bates III	1	0	0.0	0	0
<b>Total.....</b>	<b>44</b>	<b>933</b>	<b>21.2</b>	<b>0</b>	<b>40</b>
<b>Opponents.....</b>	<b>49</b>	<b>1030</b>	<b>21.0</b>	<b>0</b>	<b>81</b>

INTERCEPTIONS	No.	Yds	Avg	TD	Long
Justin Strnad	3	44	14.7	0	22
Essang Bassey	3	30	10.0	1	30
Cameron Glenn	2	16	8.0	0	16
Jaboree Williams	2	60	30.0	0	52
Amari Henderson	2	0	0.0	0	0
Demetrius Kemp	1	0	0.0	0	0
Jessie Bates III	1	37	37.0	0	37
<b>Total.....</b>	<b>14</b>	<b>187</b>	<b>13.4</b>	<b>1</b>	<b>52</b>
<b>Opponents.....</b>	<b>7</b>	<b>52</b>	<b>7.4</b>	<b>0</b>	<b>27</b>

# 2017 GAME-BY-GAME STATISTICS

	PRESBY	BC	USU	APP	FSU	CLEM	GT	LOU	ND	CUSE	NCSU	DUKE	TAMU
Total Offense	487	309	588	344	367	336	362	625	587	734	334	336	646
	248	305	267	494	270	453	495	523	710	621	502	443	616
Plays	72	71	86	67	69	65	61	73	88	89	56	69	97
	54	82	68	87	64	89	77	88	84	99	94	89	94
Rushing Yds.	248	158	291	168	96	133	138	164	239	371	100	145	246
	207	142	42	122	149	190	461	191	380	178	188	97	115
Passing Yds.	239	151	297	176	271	203	252	461	348	363	247	191	400
	41	163	225	372	121	263	68	332	330	443	327	346	499
Passes C-A-I	20-27-1	13-19-0	16-27-0	14-27-0	24-35-1	14-30-0	17-30-1	28-34-0	30-48-1	25-38-0	19-28-1	16-34-2	32-49-0
	2-9-1	18-41-3	15-37-1	26-52-0	11-21-0	29-41-1	5-11-0	28-46-1	23-38-0	38-67-2	34-52-1	25-44-3	42-63-1
Comp. Pct.	74.1	68.4	59.3	51.9	68.6	46.7	56.7	82.4	62.5	65.8	67.9	47.1	65.3
	22.2	43.9	40.5	50.0	52.4	70.7	45.5	60.9	60.5	56.7	65.4	56.8	66.7
1st Downs	28	15	26	18	17	16	20	26	34	33	18	14	31
	12	19	11	27	15	25	29	30	30	33	28	22	32
Field Goals	1-1	2-2	3-3	2-2	2-2	0-2	1-1	0-0	1-2	3-3	1-1	3-3	2-3
	0-0	1-1	1-1	2-4	4-4	0-1	2-2	1-1	2-3	2-4	1-1	1-1	1-2
Punting	1-35.0	9-41.6	6-45.2	9-45.3	7-39.0	7-45.3	3-48.7	2-38.5	5-41.0	4-40.2	5-41.2	7-52.0	6-34.7
	7-40.7	7-43.1	10-39.6	7-40.6	6-39.3	5-40.6	2-51.5	5-39.2	2-43.5	3-42.7	4-39.8	7-44.0	7-38.7
Time of Poss.	27:39	33:13	36:00	24:16	25:19	24:55	24:02	26:01	28:07	30:16	18:53	22:50	30:10
	32:21	26:47	24:00	35:44	34:41	35:05	35:58	33:59	31:53	29:44	41:07	37:10	29:50
3rd Downs	5-9	7-18	9-18	4-16	4-14	4-16	4-11	8-13	6-14	8-16	3-11	6-17	9-21
	4-14	6-17	5-18	7-20	4-15	9-19	9-15	6-16	8-16	6-18	14-23	6-20	6-15
Turnovers	1	0	0	0	2	0	1	1	1	1	1	3	2
	1	4	1	0	1	2	0	1	0	2	3	3	3
Penalties	4-25	5-40	8-62	8-66	7-59	4-25	4-40	6-55	3-15	10-62	4-40	2-10	4-45
	5-45	0-0	4-39	7-65	8-70	9-79	5-45	0-0	5-40	3-25	5-64	4-20	7-75
Punt Returns	4-19.0	2-3.0	3-21.3	1-13.0	4-12.0	3-5.0	2-5.0	2-2.5	1-0.0	2-0.0	1-9.0	5-3.6	1-59.0
	0-0.0	4-10.5	1-20.0	3-12.3	2-3.5	4-14.5	1-11.0	1-(-2.0)	1-12.0	2-9.0	3-(-2.3)	3-12.7	3-11.7
Kickoff Returns	2-19.5	0-0.0	4-20.2	1-22.0	3-18.0	3-21.7	5-24.6	4-12.5	6-23.2	3-24.0	4-22.2	4-20.0	5-23.8
	8-16.5	5-29.2	4-17.2	2-21.0	3-44.3	1-3.0	1-24.0	2-15.5	4-20.8	6-22.3	3-18.0	2-17.5	8-18.0
Sacks By Defense	3-21	0-0	2-11	0-0	5-39	1-18	3-22	7-33	1-4	2-9	1-3	0-0	2-19
	1-2	2-16	1-9	1-1	2-26	3-14	1-9	1-5	1-3	1-2	0-0	2-9	3-13

Wake Forest totals on top; Opponents on bottom.

## 2017 STARTING LINEUPS

### OFFENSE

	QB	RB	TE	WR	WR	WR	LT	LG	C	RG	RT
PRESBYTERIAN	Wolford	Carney	Serigne	Washington	Hines	Wade	Herron	Haynes	Anderson	Osterhage	Benzinger
at Boston College	Wolford	Carney	Serigne	Washington	Hines	Wade	Herron	Haynes	Anderson	Osterhage	Benzinger
UTAH STATE	Wolford	Carney	Serigne	Lewis	Dortch	Wade	Herron	Haynes	Anderson	Osterhage	Benzinger
at Appalachian State	Wolford	Carney	Serigne	Washington	Dortch	Wade	Herron	Osterhage	Anderson	Gilliam	Benzinger
FLORIDA STATE	Wolford	Colburn	Serigne	Freudenthal (TE)	Dortch	Wade	Herron	Haynes	Anderson	Osterhage	Benzinger
at Clemson	Hinton	Colburn	Serigne	Washington	Dortch	Wade	Herron	Haynes	Anderson	Osterhage	Benzinger
at Georgia Tech	Wolford	Carney	Serigne	Washington	Dortch	Wade	Herron	Haynes	Anderson	Gilliam	Benzinger
LOUISVILLE	Wolford	Carney	Serigne	Washington	Dortch	Wade	Herron	Haynes	Anderson	Osterhage	Benzinger
at Notre Dame	Wolford	Colburn	Serigne	Washington	Freudenthal (TE)	Wade	Herron	Haynes	Anderson	Osterhage	Benzinger
at Syracuse	Wolford	Colburn	Serigne	Washington	Hines	Wade	Herron	Haynes	Anderson	Osterhage	Benzinger
NC STATE	Wolford	Colburn	Serigne	Washington	Hines	Wade	Herron	Haynes	Anderson	Osterhage	Benzinger
DUKE	Wolford	Colburn	Serigne	Washington	Hines	Wade	Herron	Haynes	Anderson	Osterhage	Benzinger
Texas A&M	Wolford	Colburn	Serigne	Washington	Hines	Wade	Herron	Haynes	Anderson	Osterhage	Benzinger

### DEFENSE

	DE	DT	NT	DE	ILB	ILB	ROV	CB	FS	SS	CB
PRESBYTERIAN	Ejiofor	Rodney	Yarbary	Dunn	Jab. Williams	Dawson	Kemp	Henderson	Glenn	Bates	Bassey
at Boston College	Ejiofor	Rodney	Yarbary	Dunn	Jab. Williams	Dawson	Kemp	Henderson	Glenn	Bates	Bassey
UTAH STATE	Ejiofor	Rodney	Yarbary	Dunn	Jab. Williams	Dawson	Kemp	Henderson	Glenn	Bates	Bassey
at Appalachian State	Ejiofor	Rodney	Yarbary	Dunn	Jab. Williams	Dawson	Kemp	Henderson	Glenn	Bates	Bassey
FLORIDA STATE	Ejiofor	Rodney	Yarbary	Dunn	Jab. Williams	Dawson	Kemp	Henderson	Glenn	Bates	Bassey
at Clemson	Ejiofor	Rodney	Yarbary	Dunn	Jab. Williams	Dawson	Kemp	Henderson	Glenn	Bates	Bassey
at Georgia Tech	Ejiofor	Bateman	Yarbary	Dunn	Jab. Williams	Dawson	Kemp	Henderson	Glenn	Bates	Bassey
LOUISVILLE	Ejiofor	Rodney	Yarbary	Dunn	Jab. Williams	Dawson	Kemp	Henderson	Glenn	Bates	Bassey
at Notre Dame	Ejiofor	Bateman	Yarbary	Dunn	Jab. Williams	Dawson	Kemp	Henderson	Glenn	Masterson	Bassey
at Syracuse	Ejiofor	Bateman	Yarbary	Dunn	Jab. Williams	Dawson	Kemp	J.Taylor	Glenn	Masterson	Bassey
NC STATE	Basham	Rodney	Yarbary	Dunn	Jab. Williams	Dawson	Kemp	J.Taylor	Glenn	Masterson	Bassey
DUKE	Ejiofor	Rodney	Yarbary	Dunn	Jab. Williams	Dawson	Kemp	Henderson	Glenn	Bates	Bassey
Texas A&M	Ejiofor	Rodney	Yarbary	Dunn	Jab. Williams	Dawson	Kemp	Henderson	Glenn	Bates	Bassey

# 2017 ACC STATS

## 2017 ACC STANDINGS

ATLANTIC	W	L	PF	PA	W	L	PF	PA	H	A
Clemson	7	1	257	141	12	2	466	190	7-0	4-1
NC State	6	2	239	191	9	4	419	328	5-1	3-2
WAKE FOREST	4	4	250	232	8	5	459	368	4-2	3-3
Louisville	4	4	292	267	8	5	495	356	4-2	3-2
Boston College	4	4	204	177	7	6	334	297	2-4	4-1
Florida State	3	5	156	201	7	6	362	276	3-3	3-2
Syracuse	2	6	189	297	4	8	329	386	4-3	0-5

COASTAL	W	L	PF	PA	W	L	PF	PA	H	A
Miami	7	1	217	150	10	3	378	273	7-0	3-1
Virginia Tech	5	3	185	121	9	4	366	192	5-1	3-2
Georgia Tech	4	4	224	202	5	6	309	292	5-1	0-4
Duke	3	5	158	184	7	6	345	263	4-3	2-3
Virginia	3	5	161	235	6	7	293	369	4-3	2-3
Pitt	3	5	182	196	5	7	287	319	4-3	1-4
North Carolina	1	7	154	274	3	9	312	375	1-6	2-3

ACC Championship Game (Charlotte, N.C.): Clemson 38, Miami 3

## WAKE FOREST AMONG ACC INDIVIDUAL LEADERS

(ALL GAMES)

### OFFENSE

<b>Matt Colburn II</b>		
Rushing Yards/Game	69.5	8th
<b>John Wolford</b>		
Passing Efficiency	158.0	1st
Total Offense	322.9	3rd
Passing Yards	266.0	4th
Scoring (TDs)	5.0	T-8th
<b>Scotty Washington</b>		
Receiving Yards	54.7	10th

### SPECIAL TEAMS

<b>Mike Weaver</b>		
Scoring (Kick)	8.8	1st
Scoring	8.8	2nd
Field Goals	1.62	2nd
Field Goal Percentage	81.0	3rd
<b>Dom Maggio</b>		
Punting	44.1	3rd

### DEFENSE

<b>Cameron Glenn</b>		
Tackles/Game	7.5	T-13th
<b>Jessie Bates III</b>		
Tackles/Game	7.2	16th
<b>Duke Ejiolor</b>		
Tackles for Loss	16.5	3rd
Sacks	6.5	T-8th
<b>Essang Bassey</b>		
Passes Defended/Game	1.46	2nd
<b>Amari Henderson</b>		
Passes Defended/Game	1.08	T-9th
<b>Demetrius Kemp</b>		
Fumbles Forced	3	T-2nd
<b>Jaboree Williams</b>		
Fumbles Recovered	2	T-2nd

(CONFERENCE GAMES)

### OFFENSE

<b>John Wolford</b>		
Passing Efficiency	160.8	1st
Total Offense	330.7	2nd
Passing Yards	276.6	2nd
Scoring (TDs)	6.0	T-7th

### SPECIAL TEAMS

<b>Mike Weaver</b>		
Scoring (Kick)	8.0	1st
Field Goals	1.50	T-2nd
Scoring	8.0	3rd
<b>Dom Maggio</b>		
Punting	43.6	7th

### DEFENSE

<b>Grant Dawson</b>		
Tackles for Loss	10.0	T-7th
Tackles/Game	8.0	T-13th
<b>Cameron Glenn</b>		
Tackles/Game	7.4	T-18th
<b>Duke Ejiolor</b>		
Fumbles Forced	2	T-4th
Sacks	4.5	T-8th
<b>Jaboree Williams</b>		
Tackles for Loss	9.5	T-10th
<b>Essang Bassey</b>		
Passes Defended/Game	1.38	T-4th
Interceptions	3	T-4th
<b>Amari Henderson</b>		
Passes Defended/Game	1.38	T-4th
<b>Paris Black</b>		
Fumbles Recovered	1	T-4th

## WAKE FOREST IN ACC TEAM STAT RANKINGS

CATEGORY	STAT	RANK
<b>Scoring Offense</b>	35.3	2nd
ACC Games Only	31.2	3rd
<b>Rushing Offense</b>	188.9	5th
ACC Games Only	158.0	7th
<b>Passing Offense</b>	276.8	3rd
ACC Games Only	267.4	3rd
<b>Total Offense</b>	465.8	2nd
ACC Games Only	425.4	5th
<b>Scoring Defense</b>	28.3	11th
ACC Games Only	29.0	10th
<b>Rushing Defense</b>	185.8	10th
ACC Games Only	193.6	10th
<b>Pass Defense</b>	271.5	14th
ACC Games Only	257.9	12th
<b>Total Defense</b>	457.3	14th
ACC Games Only	451.5	11th
<b>Turnover Margin</b>	0.62	T-2nd
ACC Games Only	0.88	2nd
<b>First Downs</b>	22.8	5th
ACC Games Only	19.9	6th
<b>Opp First Downs</b>	24.1	14th
ACC Games Only	25.1	14th
<b>3rd Down Conversions</b>	.397	7th
ACC Games Only	.379	7th
<b>Opp 3rd Down Conv.</b>	.398	11th
ACC Games Only	.420	13th
<b>Sacks By</b>	28	T-7th
ACC Games Only	20	T-3rd
<b>Sacks Against</b>	20	T-3rd
ACC Games Only	13	3rd
<b>Penalty Yards</b>	41.8	5th
ACC Games Only	41.4	5th
<b>Opp Penalty Yards</b>	43.6	10th
ACC Games Only	37.9	12th
<b>Field Goal Pct.</b>	.840	3rd
ACC Games Only	.857	T-2nd
<b>PAT Kicking</b>	.929	12th
ACC Games Only	.903	13th
<b>Net Punting</b>	37.1	7th
ACC Games Only	38.0	8th
<b>Punt Return Avg.</b>	10.4	8th
ACC Games Only	5.3	11th
<b>Kickoff Returns</b>	21.2	10th
ACC Games Only	20.5	T-9th
<b>Kickoff Coverage Net</b>	38.2	12th
ACC Games Only	36.3	13th
<b>Time of Possession</b>	27:03	12th
ACC Games Only	25:41	14th
<b>Red Zone Offense</b>	.946	1st
ACC Games Only	.906	2nd
<b>Red Zone Defense</b>	.849	10th
ACC Games Only	.853	11th

## 2017 ACC AWARDS

**ACC Coach of the Year**  
Mark Richt, Miami

**ACC Player of the Year**  
Lamar Jackson, Louisville

**ACC Defensive Player of the Year**  
Bradley Chubb, NC State

**ACC Rookie of the Year**  
AJ Dillon, Boston College

### All-ACC Teams

#### FIRST TEAM OFFENSE

WR	Steve Ishmael, Sr., Syracuse
WR	Cam Phillips, Sr., Virginia Tech
WR	Jaylen Smith, Jr., Louisville
<b>TE</b>	<b>Cam Serigne, Sr., Wake Forest</b>
T	Mitch Hyatt, Jr., Clemson
T	Brian O'Neill, Jr., Pitt
G	Tyrone Crowder, Sr., Clemson
G	Wyatt Teller, Sr., Virginia Tech
C	Justin Falcinelli, Jr., Clemson
QB	Lamar Jackson, Jr., Louisville
RB	AJ Dillon, Fr., Boston College
RB	Nyheim Hines, Jr., NC State
AP	Jaylen Samuels, Sr., NC State
K	Michael Badgley, Sr., Miami
SP	Anthony Ratliff-Williams, So., North Carolina

#### SECOND TEAM OFFENSE

WR	Kelvin Harmon, So., NC State
WR	Olamide Zaccheaus, Jr., Virginia
WR	Ervin Phillips, Sr., Syracuse
TE	Christopher Herndon IV, Sr., Miami
T	Will Richardson, Jr., NC State
T	Chris Lindstrom, Jr., Boston College
G	Tony Adams, Sr., NC State
G	Parker Braun, So., Georgia Tech
<b>C</b>	<b>Ryan Anderson, Jr., Wake Forest</b>
C	Alec Eberle, Jr., Florida State
<b>QB</b>	<b>John Wolford, Sr., Wake Forest</b>
RB	KirVonte Benson, So., Georgia Tech
RB	Travis Homer, So., Miami
<b>AP</b>	<b>Greg Dortch, Fr., Wake Forest</b>
<b>K</b>	<b>Mike Weaver, Sr., Wake Forest</b>
SP	Quadree Henderson, Jr., Pitt

#### FIRST TEAM DEFENSE

DE	Bradley Chubb, Sr., NC State
DE	Clelin Farrell, So., Clemson
DT	Christian Wilkins, Jr., Clemson
DT	Dexter Lawrence, So., Clemson
LB	Micah Kiser, Sr., Virginia
LB	Tremaine Edmunds, Jr., Virginia Tech
LB	Joe Giles-Harris, So., Duke
CB	Mark Gilbert, So., Duke
CB	Greg Stroman, Sr., Virginia Tech
S	Quin Blanding, Sr., Virginia
S	Derwin James, So., Florida State
P	Ryan Winslow, Sr., Pitt

#### SECOND TEAM DEFENSE

DE	Austin Bryant, Jr., Clemson
<b>DE</b>	<b>Duke Ejiolor, Sr., Wake Forest</b>
DT	Tim Settle, So., Virginia Tech
DT	RJ McIntosh, Jr., Miami
LB	Dorian O'Daniel, Sr., Clemson
LB	Shaquille Quarterman, So., Miami
LB	Parris Bennett, Sr., Syracuse
CB	Michael Jackson, Jr., Miami
CB	Tarvarus McFadden, Jr., Florida State
S	Jaquan Johnson, Jr., Miami
S	Lukas Denis, Jr., Boston College
P	Lester Coleman, Jr., Virginia


#### THIRD TEAM - WAKE FOREST

<b>T</b>	<b>Justin Herron, Jr., Wake Forest</b>
<b>G</b>	<b>Phil Haynes, Jr., Wake Forest</b>

#### HONORABLE MENTION - WAKE FOREST

<b>CB</b>	<b>Essang Bassey, So., Wake Forest</b>
<b>S</b>	<b>Jessie Bates III, So., Wake Forest</b>
<b>P</b>	<b>Dom Maggio, So., Wake Forest</b>

# 2017 GAME RECAPS



## GAME 1 WAKE FOREST 51, PRESBYTERIAN 7 AUGUST 31, 2017 BB&T FIELD (22,643)

WINSTON-SALEM, N.C. -- Wake Forest opened the 2017 season in style with a 51-7 dominating win over Presbyterian.

In the biggest win of the Dave Clawson era, the Demon Deacons worked a balanced attack of rushing (248) and passing (239). The Deacon defense held Presbyterian to 248 yards of total offense and limited the Blue Hose to just two pass completions.

Quarterback John Wolford earned the starting nod and went 11-for-15 complete with three touchdown passes and 107 yards passing. Wolford also rushed six times for 47 yards and one touchdown. Kendall Hinton took over for Wolford late in the second quarter and went 7-for-8 passing with two touchdown passes and one rushing touchdown.

Receiver Greg Dortch and tight end Cam Serigne each caught two touchdown passes. Dortch had a team-high 55 yards receiving. It was the first time since 1950 that Wake Forest had two players with two touchdown catches in the same game. Alex Bachman added a receiving touchdown in the contest. Dortch flashed his playmaking ability with 76 punt return yards on four chances and had a 25-yard kickoff return.

Cameron Glenn led the defense with six total tackles including four solo stops. Duke Ejirofor had three tackles for loss including a sack. Jaboree Williams and Zeek Rodney also recorded a sack.

Scoring	1	2	3	4	Total
Presbyterian	0	0	0	7	7
Wake Forest	16	21	14	0	51

### 1st Quarter

WF - Serigne 8 yd pass from Wolford (Weaver kick failed), 11:18  
WF - Serigne 26 yd pass from Wolford (Weaver kick), 7:48  
WF - Weaver 22 yd field goal, 0:34

### 2nd Quarter

WF - Wolford 2 yd run (Weaver kick), 11:29  
WF - Dortch 7 yd pass from Wolford (Weaver kick), 8:25  
WF - Dortch 42 yd pass from Kendall Hinton (Weaver kick), 4:15

### 3rd Quarter

WF - Bachman 29 yd pass from Hinton (Weaver kick), 11:51  
WF - Hinton 1 yd run (Weaver kick), 1:39

### 4th Quarter

PC - Robinson 14 yd run (Norton kick), 8:23

	PC	WF
FIRST DOWNS	12	28
RUSHES-YARDS (NET)	45-207	45-248
PASSING YDS (NET)	41	239
Passes Comp-Att-Int	2-9-1	20-27-1
TOTAL OFFENSE PLAYS-YARDS	54-248	72-487
Fumble Returns-Yards	0-0	0-0
Punt Returns-Yards	0-0	4-76
Kickoff Returns-Yards	8-132	2-39
Interception Returns-Yards	1-0	1-22
Punts (Number-Avg)	7-40.7	1-35.0
Fumbles-Lost	3-0	0-0
Penalties-Yards	5-45	4-25
Possession Time	32:21	27:39
Third-Down Conversions	4 of 14	5 of 9
Fourth-Down Conversions	0 of 2	1 of 1
Red-Zone Scores-Chances	1-2	5-2
Sacks By: Number-Yards	1-2	3-21

**RUSHING:** PC - Marable 16-162; Robinson 7-32; Cheek 22-13. WF - Byrd 7-75; Robinson 12-49; Wolford 6-47; Carney 10-39; Hinton 6-22; Colburn 2-12; Newman 1-5; Team 1-minus 1

**PASSING:** PC - Cheek 2-9-1-41. WF - Wolford 11-15-0-107; Hinton 7-8-0-124; Newman 2-4-1-8.

**RECEIVING:** PC - Watson 1-30; Davis 1-11. WF - Hines 5-39; Dortch 4-55; Serigne 2-34; Wade 2-24; Bachman 1-29; Washington 1-28; Lewis 1-9; Carney 1-7; Colburn 1-6; Johnson 1-5; Robinson 1-3.



## GAME 2 WAKE FOREST 34, BOSTON COLLEGE 10 SEPTEMBER 19, 2017 ALUMNI STADIUM (21,077)

CHESTNUT HILL, MASS. -- Wake Forest used four take-aways and a balanced offensive attack to roll to a 34-10 victory over Boston College in the ACC opener at Alumni Stadium. The victory marks the second straight season the Demon Deacons (2-0, 1-0) have posted a conference road win in week two of the season.

Wake Forest scored 21 points off four Boston College (1-1, 0-1) turnovers, including three interceptions. The strong defensive effort was complemented by a balanced offensive game as the Deacs amassed 309 yards, 158 on the ground and 151 through the air.

The 24-point margin of victory was the largest for the Demon Deacons in an ACC game since a 34-10 win over Maryland in 2013 and the largest on the road against a conference foe since the 30-0 win over Florida State in Tallahassee during the 2006 ACC Championship season.

Wake Forest's 34 points were its most in an ACC game since 2013 and it marked the third consecutive game that the Demon Deacons scored at least 30 points, their longest such streak since 2009-10.

Quarterback John Wolford was 13-of-19 for 151 yards and one touchdown passing while also adding 92 yards and a touchdown on 20 carries. Cade Carney added 40 yards rushing and a touchdown on 13 carries and Greg Dortch had six catches for 56 yards and a touchdown to lead the receiving corps.

Essang Bassey recorded his first career interception and returned it 30 yards for a touchdown.

Scoring	1	2	3	4	Total
Wake Forest	7	14	10	3	34
Boston College	0	7	3	0	10

### 1st Quarter

WF - Dortch 9 yd pass from Wolford (Weaver kick), 1:28

### 2nd Quarter

WF - Wolford 29 yd run (Weaver kick), 10:20  
BC - Hilliman 6 yd pass from Brown (Lichtenberg kick), 3:13  
WF - Bassey 30 yd interception return (Weaver kick)

### 3rd Quarter

BC - Lichtenberg 30 yd field goal, 10:03  
WF - Weaver 28 yd field goal, 6:15  
WF - Carney 3 yd run (Weaver kick), 4:23

### 4th Quarter

WF - Weaver 27 yd field goal, 7:00


	WF	BC
FIRST DOWNS	15	19
RUSHES-YARDS (NET)	52-158	41-142
PASSING YDS (NET)	151	163
Passes Comp-Att-Int	13-19-0	18-41-3
TOTAL OFFENSE PLAYS-YARDS	71-309	82-305
Fumble Returns-Yards	0-0	0-0
Punt Returns-Yards	2-6	4-42
Kickoff Returns-Yards	0-0	5-146
Interception Returns-Yards	3-67	0-0
Punts (Number-Avg)	9-41.6	7-43.1
Fumbles-Lost	1-0	2-1
Penalties-Yards	5-40	0-0
Possession Time	33:13	26:47
Third-Down Conversions	7 of 18	6 of 17
Fourth-Down Conversions	0 of 1	0 of 2
Red-Zone Scores-Chances	4-4	2-2
Sacks By: Number-Yards	0-0	2-16

**RUSHING:** WF - Wolford 20-92; Carney 13-40; Colburn 14-27; Byrd 3-4; Team 1-minus 1; Hines 1-minus 4. BC - Smith 5-46; Dillon 15-44; Hilliman 8-23; Jones 3-21; Levy 3-18; Brown 3-8; Wade 3-7; Team 1-minus 24

**PASSING:** WF - Wolford 13-19-0-151. BC - Brown 11-29-3-119; Wade 7-12-0-44.

**RECEIVING:** WF - Dortch 6-56; Lewis 2-29; Carney 1-23; Wade 1-14; Colburn 1-14; Hines 1-7; Bachman 1-7. BC - Smith 5-56; Walker 2-12; Jones 2-9; Sweeney 1-14; Glines 1-10; Callinan 1-10; Hilliman 1-6; Levy 1-4.

# 2017 GAME RECAPS



## GAME 3 WAKE FOREST 46, UTAH STATE 10 SEPTEMBER 9, 2017 BB&T FIELD (27,971)

WINSTON-SALEM, N.C. – Wake Forest used a relentless offensive attack and a smothering defense in a 46-10 win over Utah State.

The Demon Deacons (3-0, 1-0 ACC) torched the Utah State (1-2, 0-0 MWC) defense for 588 total yards of offense, the most since the Deacons had 591 yards vs. Elon in 2015.

Wake Forest's offense was clicking behind quarterback John Wolford who threw two touchdown passes and had a rushing score. He became the first Wake Forest player to score a rushing and passing touchdown in three consecutive games.

Wide receiver Greg Dortch and tight end Cam Serigne each had a touchdown reception while Arkeem Byrd and Matt Colburn each had a rushing touchdown along with Wolford. Hines and Byrd became the first Wake Forest duo to have a 100-yard receiving and 100-yard rushing game since 2011.

Amari Henderson led the defensive effort with seven solo tackles while Luke Masterson and Grant Dawson finished with six tackles each. The defense recorded 11 tackles for loss, led by two each from Essang Bassey, Willie Yarbary and Duke Ejofor. As a team, the Deacs limited Utah State to just 42 yards of rushing and 11 first downs.

Wake Forest took an early 7-0 lead after a 43-yard touchdown pass from Wolford to Dortch. The touchdown came one play after an interception from Cameron Glenn. The interception was returned for a touchdown but called back on a penalty, setting up the Demon Deacon offensive score.

Nearly 90 seconds later, Wake Forest added on with a 45-yard strike from Wolford to Serigne which extended the advantage to 14-0. A 31-yard field goal from Mike Weaver made it a 17-0 lead for the Deacons shortly into the second quarter.

Midway through the second quarter, punter Dom Maggio pinned Utah State on its own goal line with a 50-yard punt. On the ensuing play, Carlos Basham, Jr. and Grant Dawson forced a safety as Wake Forest made it 19-0.

After the safety, Byrd ran for a 59-yard touchdown after blowing through the Utah State secondary. Weaver tacked on a 30-yard field goal as time expired in the second quarter with Wake Forest leading 29-0 heading into the locker room.

Early in the third quarter, Jessie Bates III ran a punt back for 75-yards deep into Utah State territory. On the following play Colburn scored for the Deacons making the score 36-0.

Both teams traded field goals in the third quarter bringing the final score to 46-10 in favor of Wake Forest.

Scoring	1	2	3	4	Total
Utah State	0	0	10	0	10
Wake Forest	14	15	17	0	46

### 1st Quarter

WF - Dortch 43 yd pass from Wolford (Weaver kick), 13:11  
WF - Serigne 45 yd pass from Wolford (Weaver kick), 11:39

### 2nd Quarter

WF - Weaver 31 yd field goal, 14:14  
WF - Basham, Jr. safety, 6:02  
WF - Byrd 59 yd run (Weaver kick), 4:50  
WF - Weaver 30 yd field goal, 0:00

### 3rd Quarter

WF - Colburn 1 yd run (Weaver kick), 11:45  
USU - Bright 77 yd pass from Love (Eberle kick), 10:37  
WF - Wolford 18 yd run (Weaver kick), 9:09  
WF - Weaver 32 yd field goal, 2:49  
USU - Eberle 30 yd field goal, 0:53

### 4th Quarter


No scoring

	USU	WF
FIRST DOWNS	11	26
RUSHES-YARDS (NET)	31-42	59-291
PASSING YDS (NET)	225	297
Passes Comp-Att-Int	15-37-1	16-27-0
TOTAL OFFENSE PLAYS-YARDS	68-267	86-588
Fumble Returns-Yards	0-0	0-0
Punt Returns-Yards	1-20	3-64
Kickoff Returns-Yards	4-69	4-81
Interception Returns-Yards	0-0	1-16
Punts (Number-Avg)	10-39.6	6-45.2
Fumbles-Lost	3-0	1-0
Penalties-Yards	4-39	8-62
Possession Time	24:00	36:00
Third-Down Conversions	5 of 18	9 of 18
Fourth-Down Conversions	1 of 2	0 of 1
Red-Zone Scores-Chances	1-1	5-5
Sacks By: Number-Yards	1-9	2-11

**RUSHING:** USU - Allen 13-20; Wildman 1-11; Myers 5-7; Hunt 10-5; Hervey 1-1; Nathan 1-minus 2. WF-Byrd 19-120; Colburn 10-74; Wolford 8-53; Carney 6-20; Robinson 7-12; Dortch 2-8; Hinton 7-4.

**PASSING:** USU - Myers 9-23-54-0-1; Love 6-13-171-0-1; Allen 0-1-0-0-0. WF-Wolford 12-22-242-2-0; Hinton 4-5-55-0-0.

**RECEIVING:** USU - Tarver 5-35; Van Leeuwen 2-77; Nathan 2-13; Hunt 2-10; Bright 1-77; Raymond 1-8; Terrell 1-6; Colston-Green 1-minus 1. WF-Hines 5-129; Dortch 4-68; Serigne 2-52; Lewis 1-15; Claude 1-13; Washington 1-11; Wade 1-5; Byrd 1-4



## GAME 4 WAKE FOREST 20, APP STATE 19 SEPTEMBER 23, 2017 KIDD BREWER STADIUM (35,126)

BOONE, N.C. – Wake Forest improved to 4-0 for the second consecutive year after downing Appalachian State 20-19 Saturday afternoon at Kidd-Brewer Stadium. In the back-and-forth battle, the Demon Deacons used a pair of blocked kicks, one field goal and one PAT, to record a victory in their first ever trip to Boone.

Despite being outgained 494-344 by the Mountaineers (2-2, 1-0 Sun Belt), the Demon Deacons (4-0, 1-0 ACC) used 17 second-half points to rally from behind twice for the win. The victory was sealed as Appalachian State's 39-yard game-winning field goal attempt in the final seconds was

blocked by Scotty Washington.

Washington also made four catches for a career-high 79 yards to lead the Demon Deacon offense. John Wolford had 176 yards passing on the day, in addition to a team-high 77 yards rushing.

Wake Forest jumped out to an early 3-0 lead as it took the opening kickoff and marched 65 yards over 11 plays before Mike Weaver's 27-yard field goal opened the scoring. Late in the opening quarter, Appalachian State took its first lead as Levi Duffield caught a 20-yard touchdown pass from Taylor Lamb on a double-reverse-flea-flicker. It marked the first time this season the Deacs had trailed, but the extra point was blocked by Wendell Dunn, keeping the Mountaineer lead at 6-3, which they held at the end of the first period.

In the second quarter, an Appalachian State field goal with two minutes before intermission extended the lead to 9-3. The Mountaineers had a chance to add to the lead with another field goal on the final play of the half, but it sailed wide left to keep the score 9-3 at intermission.

The Demon Deacon offense came out strong in the second half after Appalachian State downed a punt on the 3-yard line. A 37-yard pass to Washington on the opening play got the Deacs out from the shadow of their own goal line and sparked a 9-play, 97-yard touchdown drive capped by a 9-yard touchdown pass from Wolford to Greg Dortch. It was Dortch's fifth touchdown of the season as Wake Forest took a 10-9 lead.

Appalachian State retook the lead, 16-10, on the next possession as T.J. Watkins took a shovel pass 84 yards for a touchdown.

The Demon Deacons answered again on the next drive after an Appalachian State error kept it alive. The Deacs went three-and-out to start the drive, but the Mountaineers were offside on the punt to give Wake a first down. The Deacs took advantage of the second chance and marched down the field to set-up a 6-yard touchdown pass to Cam Serigne for a 17-16 lead. The Demon Deacons took that one-point lead into the final quarter.

Appalachian State retook the lead, 19-17, with 10:35 to play on a field goal. Wake Forest responded with a field goal drive of its own, as Weaver's 25-yarder with 7:22 to play gave the Deacs a 20-19 lead.

The Mountaineers final chance to win came in the final minute as they drove into field goal range. The 39-yard attempt by Michael Rubino was blocked by Washington to seal the victory.

Scoring	1	2	3	4	Total
Wake Forest	3	0	14	3	20
Appalachian State	6	3	7	3	19

### 1st Quarter

WF - Weaver 27 yd field goal, 11:04  
APP - Duffield 20 yd pass from Lamb (Rubino kick blocked), 2:49

### 2nd Quarter

APP - Rubino 38 yd field goal, 1:58

### 3rd Quarter

WF - Dortch 10 yd pass from Wolford (Weaver kick), 7:52  
APP - Watkins 84 yd pass from Lamb (Rubino kick), 7:02  
WF - Serigne 6 yd pass from Wolford (Weaver kick), 3:24

### 4th Quarter

APP - Rubino 39 yd field goal, 10:35  
WF - Weaver 25 yd field goal, 7:22

	WF	APP
FIRST DOWNS	18	27
RUSHES-YARDS (NET)	40-168	35-122
PASSING YDS (NET)	176	372
Passes Comp-Att-Int	14-27-0	26-52-0
TOTAL OFFENSE PLAYS-YARDS	67-344	87-494
Fumble Returns-Yards	0-0	0-0
Punt Returns-Yards	1-13	3-37
Kickoff Returns-Yards	1-22	2-42
Interception Returns-Yards	0-0	0-0
Punts (Number-Avg)	9-45.3	7-40.6
Fumbles-Lost	3-0	0-0
Penalties-Yards	8-66	7-65
Possession Time	24:16	35:44
Third-Down Conversions	4 of 16	7 of 20
Fourth-Down Conversions	0 of 2	1 of 2
Red-Zone Scores-Chances	4-4	2-3
Sacks By: Number-Yards	0-0	1-1

**RUSHING:** WF - Wolford 13-77; Byrd 9-34; Colburn 10-34; Carney 7-24; Team 1-minus 1. APP - Upshaw 15-86; Moore 16-27; Lamb 3-14; Lewis 1-minus 5.

**PASSING:** WF - Wolford 14-27-176-2-0. APP - Lamb 26-50-372-2-0.

**RECEIVING:** WF - Dortch 6-63; Washington 4-79; Serigne 2-22; Wade 1-11; Colburn 1-1. APP - Hennigan 5-74; Letman 4-68; Lewis 4-37; Watkins 3-102; Duffield 3-31; Williams 3-22; Virgil 2-30; Jones 2-8.

# 2017 GAME RECAPS



## GAME 5 FLORIDA STATE 26, WAKE FOREST 19 SEPTEMBER 30, 2017 BB&T FIELD (31,588)

**WINSTON-SALEM, N.C.** -- A final-minute touchdown was the difference as Wake Forest was edged by No. 25 Florida State, 26-19, in front of 31,588 fans at BB&T Field.

A 7-yard run by Matt Colburn with 13:57 left in the game put the Demon Deacons (4-1, 1-1 ACC) ahead, 19-16.

The Seminoles (1-2, 1-1 ACC) answered with a 35-yard field goal by Ricky Aguayo to tie it at 19-19 with 6:20 left.

Wake Forest was held to back-to-back three-and-outs, then Florida State's first play from scrimmage on its final drive went as a 40-yard touchdown pass from James Blackman to Auden Tate for the game-winner with 53 seconds left.

The Deacs went 43 yards on their final drive to get the ball inside the FSU 40, but John Wolford's Hail Mary pass attempt to Scotty Washington was batted down.

Wolford went 24-for-34 passing for 271 yards passing, and a dropped pass resulted in his first interception of the season. Greg Dortch led the receiving corps by becoming the first Deacon with 10 receptions in a game since 2015, hauling in 10 passes for a career-high 110 yards. Wolford also led the Deacs on the ground with 19 carries for 63 yards and a score.

For Florida State, Jacques Patrick led the way with 19 carries for 120 yards and a touchdown. Blackman finished 11-for-21 with 121 yards and a TD.

Wake Forest outgained Florida State by a 367-270 margin, with both defenses getting in the backfield frequently. The Deacs totaled a season-high 17 tackles for loss including five sacks. Grant Dawson, Duke Ejifor and Wendell Dunn racked up 3.5 TFLs apiece, while Willie Yarbary had a pair of sacks. FSU's 10 TFLs matched the season-high for an opponent, led by a two-sack effort by Matthew Thomas.

Jessie Bates III finished with a season-high 14 tackles, while Dawson added 10 and a forced fumble.

Scoring	1	2	3	4	Total
Florida State	3	10	3	10	26
Wake Forest	3	9	0	7	19

### 1st Quarter

FSU - Aguayo 51 yd field goal, 7:06  
WF - Weaver 24 yd field goal, 2:48

### 2nd Quarter

WF - Weaver 39 yd field goal, 13:17  
WF - Wolford 3 yd run (Weaver kick failed), 6:59  
FSU - Patrick 1 yd run (Aguayo kick), 5:41  
FSU - Aguayo 27 yd field goal, 2:55

### 3rd Quarter

FSU - Aguayo 37 yd field goal, 4:18

### 4th Quarter

WF - Colburn 7 yd run (Weaver kick), 13:57  
FSU - Aguayo 35 yd field goal, 6:20  
FSU - Tate 40 yd pass from Blackman (Aguayo kick), 0:53

	FSU	WF
FIRST DOWNS	15	17
RUSHES-YARDS (NET)	43-149	34-96
PASSING YDS (NET)	121	271
Passes Comp-Att-Int	11-21-0	24-35-1
TOTAL OFFENSE PLAYS-YARDS	64-270	69-367
Fumble Returns-Yards	1-7	0-0
Punt Returns-Yards	2-7	4-48
Kickoff Returns-Yards	3-133	3-54
Interception Returns-Yards	1-0	0-0
Punts (Number-Avg)	6-39.3	7-39.0
Fumbles-Lost	4-1	2-1
Penalties-Yards	8-70	7-59
Possession Time	34:41	25:19
Third-Down Conversions	4 of 15	4 of 14
Fourth-Down Conversions	1 of 2	1 of 1
Red-Zone Scores-Chances	4-4	4-5
Sacks By: Number-Yards	2-26	5-39

**RUSHING:** FSU - Patrick 19-120; Akers 14-58; Rasul 4-6; TM 1-minus 2; Blackman 5-minus 39; Rube 0-6. WF - Wolford 19-63; Colburn 5-13; Byrd 6-5; Dortch 4-7.

**PASSING:** FSU - Blackman 11-21-1-0-121. WF - Wolford 24-34-0-1-271; Dortch 0-1-0-0-0.

**RECEIVING:** FSU - Patrick 3-26; Tate 2-47; Murray 2-2; Akers 2-2; Gavin 1-43; Campbell 1-1. WF - Dortch 10-110; Colburn 4-28; Serigne 3-56; Wade 3-11; Washington 2-57; Lewis 1-7; Hines 1-2.



## GAME 6 CLEMSON 28, WAKE FOREST 14 OCTOBER 7, 2017 MEMORIAL STADIUM (80,567)

**CLEMSON, S.C.** -- Wake Forest suffered a 28-14 loss to No. 2 Clemson at Memorial Stadium. After the reigning national champions took a 28-0 lead, the Demon Deacons answered with a pair of fourth-quarter touchdowns. The rally came up short as Wake Forest fell to 4-2 overall and 1-2 in the ACC, while Clemson (6-0, 4-0 ACC) won its 11th consecutive game.

Kendall Hinton, making his first start of the season, led the Demon Deacon offense with 92 yards rushing and 203 yards passing, including a pair of touchdown passes. Greg Dortch led the team in receiving with five catches for 78 yards.

Clemson opened the games strong, scoring on its first two drives to take an early 14-0 lead on a 28-yard pass from Kelly Bryant to Deon Cain and a four-yard run by Adam Choice. The Demon Deacon defense tightened and held the Tigers off the scoreboard for the remainder of the half as Clemson led 14-0 at the break.

The Tigers added a 1-yard rush by Travis Etienne and a 13-yard pass from back-up quarterback Hunter Johnson to Cannon Smith to extend the advantage to 28-0 early in the fourth quarter.

Wake Forest rallied with a pair of touchdown drives to cut the lead in half. A 9-play, 78-yard drive was capped by a 16-yard touchdown pass from Hinton to Scotty Washington. On the next drive, the Deacs went for it on 4th-and-Goal from the 11-yard line and Hinton found Cam Serigne in the end zone to complete a 10-play, 60-yard touchdown drive.

The Wake Forest defense forced two turnovers, a fumble recovered by Carlos Basham, Jr., and an interception by Amari Henderson. The Demon Deacons were led by Cameron Glenn and Jessie Bates III, who recorded 11 and 10 tackles, respectively.

The Demon Deacons will have a bye week before returning to action on October 21 at Georgia Tech.

Scoring	1	2	3	4	Total
Wake Forest	0	0	0	14	14
Clemson	14	0	7	7	28

### 1st Quarter

CU - Cain 28 yd pass from Bryant (Spence kick), 12:59  
CU - Choice 4 yd run (Spence kick), 6:18

### 2nd Quarter

No scoring

### 3rd Quarter

CU - Etienne 1 yd run (Spence kick), 7:31

### 4th Quarter

CU - Smith 13 yd pass from Johnson (Spence kick), 11:48  
WF - Washington 16 yd pass from Hinton (Weaver kick), 8:32  
WF - Serigne 11 yd pass from Hinton (Weaver kick), 2:28


	WF	CU
FIRST DOWNS	16	25
RUSHES-YARDS (NET)	35-133	48-190
PASSING YDS (NET)	203	263
Passes Comp-Att-Int	14-30-0	29-41-1
TOTAL OFFENSE PLAYS-YARDS	65-336	89-453
Fumble Returns-Yards	0-0	0-0
Punt Returns-Yards	3-15	4-58
Kickoff Returns-Yards	3-65	1-3
Interception Returns-Yards	1-0	0-0
Punts (Number-Avg)	7-45.3	5-40.6
Fumbles-Lost	1-0	1-1
Penalties-Yards	4-25	9-79
Possession Time	24:55	35:05
Third-Down Conversions	4 of 16	9 of 19
Fourth-Down Conversions	2 of 3	3 of 3
Red-Zone Scores-Chances	2-4	3-3
Sacks By: Number-Yards	1-18	3-14

**RUSHING:** WF - Hinton 24-92; Byrd 5-21; Colburn 6-20. CU - Etienne 15-67; Feaster 11-54; Bryant 12-39; Choice 7-26; Fuller 2-6; TM 1-minus 2.

**PASSING:** WF - Hinton 14-30-2-0-203. CU - Bryant 21-29-1-1-200; Cooper 2-6-0-0-16; Johnson 5-5-1-0-42; Spiers 1-1-0-0-5.

**RECEIVING:** WF - Dortch 5-78; Serigne 3-20; Washington 2-25; Wade 1-38; Freudenthal 1-26; Byrd 1-9; Hines 1-7. CU - Renfrow 6-61; McCloud 5-38; Cain 4-38; Higgins 3-39; Overton 2-26; Powell 2-15; Rodgers 2-11; Choice 2-8; Smith 1-13; Feaster 1-9; Chase 1-5.

# 2017 GAME RECAPS



## GAME 7 GEORGIA TECH 38, WAKE FOREST 24 OCTOBER 21, 2017 BOBBY DODD STADIUM (45,224)

ATLANTA, Ga. – Wake Forest returned to action following a bye week and suffered a 38-24 loss at Georgia Tech at Bobby Dodd Stadium. The Demon Deacons fell to 4-3 (1-3 ACC) with the loss, while the Yellow Jackets improved to 4-2 (3-1 ACC).

Two players returning from injury led the Demon Deacon offense. Quarterback John Wolford, who missed the game at Clemson, threw for 252 yards and a pair of touchdowns and running back Cade Carney, who missed the last two games, rushed for a season-high 92 yards. Greg Dortch made eight catches for a career-high 125 yards, his second 100-yard receiving game of the season.

On defense, Grant Dawson led the Demon Deacons with a career-high 14 tackles. Duke Ejirofor had six tackles, including two and a half sacks.

Georgia Tech took the opening kickoff and mounted a 15-play, eight-minute drive, but the Wake Forest defense held in the red zone and allowed just a 22-yard field goal from Brenton King. In the final seconds of the first quarter, the Deacs took a 7-3 lead on a 6-yard touchdown pass from Wolford to Scotty Washington.

Early in the second quarter, the Yellow Jackets retook the lead after another long drive. Jerry Howard's 2-yard run gave Georgia Tech a 10-7 advantage. Wake Forest came back on the ensuing drive with Wolford's second touchdown throw, a 15-yard pass to Tabari Hines for a 14-10 lead. After forcing their first three-and-out of the night, the Deacs drove down the field again, capped by a 1-yard run by Wolford to make the score 21-10 with just over a minute in the half. On the final play of the half, King's 42-yard field goal cut the Wake Forest lead to 21-13 at the break.

On Georgia Tech's first play of the second half, the Yellow Jackets struck for a touchdown. Taqoun Marshall had a 49-yard run, but the 2-point conversion failed to keep the Wake Forest in the lead at 21-19. Midway through the third quarter, a 29-yard field goal from Mike Weaver pushed the Deacon advantage to 24-19. Georgia Tech retook the lead, 25-24, on a 42-yard touchdown run from Qua Searcy, as the Yellow Jackets again failed on a 2-point conversion. The Yellow Jackets took that one-point lead into the fourth quarter.

Early in the fourth quarter, Georgia Tech's KirVonte Benson had an 11-yard touchdown run, but the extra point was blocked by Paris Black to keep the score at 31-24. A 70-yard touchdown run by Marshall late in the game extended the Yellow Jacket lead to the final margin of 38-24.

Scoring	1	2	3	4	Total
Wake Forest	7	14	3	0	24
Georgia Tech	3	10	12	13	38

### 1st Quarter

GT - King 22 yd field goal, 6:50

WF - Washington 6 yd pass from Wolford (Weaver kick), 0:12

### 2nd Quarter

GT - Howard 2 yd run (King kick), 9:28

WF - Hines 15 yd pass from Wolford (Weaver kick), 5:57

WF - Wolford 1 yd run (Weaver kick), 1:02

GT - King 42 yd field goal, 0:00

### 3rd Quarter

GT - Marshall 49 yd run (Marshall rush failed), 12:55

WF - Weaver 29 yd field goal, 7:31

GT - Searcy 42 yd run (Marshall pass failed), 4:35

### 4th Quarter

GT - Benson 11 yd run (kick blocked), 11:55


GT - Marshall 70 yd run (King kick), 1:57

	WF	GT
FIRST DOWNS	20	29
RUSHES-YARDS (NET)	31-110	66-427
PASSING YDS (NET)	252	68
Passes Comp-Att-Int	17-30-1	5-11-0
TOTAL OFFENSE PLAYS-YARDS	61-362	77-495
Fumble Returns-Yards	0-0	0-0
Punt Returns-Yards	2-10	1-11
Kickoff Returns-Yards	5-123	1-24
Interception Returns-Yards	0-0	1-27
Punts (Number-Avg)	3-48.7	2-51.5
Fumbles-Lost	1-0	1-0
Penalties-Yards	4-40	5-45
Possession Time	24:02	35:58
Third-Down Conversions	4 of 11	9 of 15
Fourth-Down Conversions	0 of 3	0 of 2
Red-Zone Scores-Chances	4-4	3-3
Sacks By: Number-Yards	3-22	1-9

**RUSHING:** WF - Carney 19-92; Byrd 6-37; Colburn 1-3; Wolford 4-minus 5; TM 1-minus 17. GT - Marshall 23-163; Benson 26-136; Seracy 5-57; Jeune 1-30; Howard 3-14; Lynch 2-12; Green 1-10; Cottrell 4-6; 1-minus 1.

**PASSING:** WF - Wolford 17-30-252-2-1. GT - Marshall 5-11-68-0-0.

**RECEIVING:** WF - Dortch 8-125; Lewis 3-60; Hines 3-50; Wade 1-10; Washington 1-6; Carney 1-1. GT - Jeune 3-44; Green 1-17; Benson 1-7.



## GAME 8 WAKE FOREST 42, LOUISVILLE 32 OCTOBER 28, 2017 BB&T FIELD (29,593)

WINSTON-SALEM, N.C. -- Greg Dortch caught a school-record four touchdown passes and John Wolford threw for five touchdowns and 461 yards as Wake Forest defeated Louisville 42-32 at BB&T Field.

Wake Forest (5-3, 2-3 ACC) led Louisville (5-4, 2-4 ACC) with a combined attack of Dortch and Wolford who were nearly unstoppable. Dortch had three of his touchdown catches in the first half while piling up 167 yards receiving. Wolford went 28-for-34 passing becoming the first Demon Deacon quarterback to pass for over 400 yards since 1998. His five touchdown passes tied Riley Skinner who set the program record in 2009.

The 625 total yards from Wake Forest was the most since 1968 and only the second time the Deacons have gone over 600 yards.

The Demon Deacon defense hounded reigning Heisman winner Lamar Jackson throughout the game. Wake Forest recorded seven sacks which is tied for the second-most in a game in school history and the most since 1997.

Wake Forest drove methodically down the field on its first offensive possession of the game. Wolford was 5-for-5 with 87 yards passing on the drive including a 47-yard pass to Scotty Washington on the first play. The drive was capped off with a 1-yard rushing touchdown from Wolford after which the Demon Deacons led 7-0 halfway through the first frame. Wake Forest needed just 1:18 to score another touchdown. Wolford continued his hot start, completing three-straight passes after an initial draw play. Dortch finished the drive with a 32-yard touchdown on a screen pass. Wake Forest led 14-3 at the end of the first quarter.

Early in the second quarter, Louisville made it to the Wake Forest 8-yard line before Bassey intercepted Jackson in the endzone for the touchback. It was the second-career interception for Bassey. On the ensuing drive, Wake Forest went 80 yards on 10 plays for its third touchdown of the first half. Wolford connected with Dortch caught a 4-yard pass and stretched for the end zone as the Deacons pushed their lead to 21-3.

Wake Forest responded to a Louisville TD courtesy of the Wolford to Dortch connection. In just five plays, the Deacons stormed down the field as Wolford hit Dortch for a 25-yard touchdown catch. Heading into the locker room at halftime, Wake Forest led Louisville 28-10.

Dortch continued to light up the scoreboard as he sprinted for a 52-yard touchdown reception early in the third quarter. It marked his fourth touchdown reception of the day as Wake Forest extended the lead to 35-10.

Following the Wake Forest scoring drive, Jackson led a 12-play, 75-yard drive for the Cardinals and rushed for a four-yard touchdown run as Louisville narrowed the score to 35-17. Jackson added another rushing touchdown in the fourth quarter with 1:10 remaining in the game. Wake Forest went over the 600-yard mark on total offense with a 44-yard touchdown pass to Chuck Wade with less than a minute remaining. Louisville tacked on an additional touchdown on a 20-yard touchdown pass from Jackson. The game ended with Wake Forest winning 42-32.

Scoring	1	2	3	4	Total
Louisville	3	7	7	15	32
Wake Forest	14	14	7	7	42

### 1st Quarter

WF - Wolford 1 yd run (Weaver kick), 7:14

UL - Creque 35 yd field goal, 2:23

WF - Dortch 32 yd pass from Wolford (Weaver kick), 1:05

### 2nd Quarter

WF - Dortch 4 yd pass from Wolford (Weaver kick), 10:35

UL - Jackson 7 yd run (Creque kick), 2:58

WF - Dortch 25 yd pass from Wolford (Weaver kick), 1:29

### 3rd Quarter

WF - Dortch 52 yd pass from Wolford (Weaver kick), 10:21

UL - Jackson 4 yd run (Creque kick), 5:53

### 4th Quarter

UL - Jackson 55 yd run (Smith pass from Jackson), 1:10

WF - Wade, Jr. 44 yd pass from Wolford (Weaver kick), 0:57

UL - Standberry 20 yd pass from Jackson (Creque kick), 0:14


	UL	WF
FIRST DOWNS	30	26
RUSHES-YARDS (NET)	42-191	39-164
PASSING YDS (NET)	332	461
Passes Comp-Att-Int	28-46-1	28-34-0
TOTAL OFFENSE PLAYS-YARDS	88-523	73-625
Fumble Returns-Yards	0-0	0-0
Punt Returns-Yards	1-minus 2	2-5
Kickoff Returns-Yards	2-31	4-50
Interception Returns-Yards	0-0	1-0
Punts (Number-Avg)	5-39.2	2-38.5
Fumbles-Lost	1-0	1-1
Penalties-Yards	0-0	6-55
Possession Time	33:59	26:01
Third-Down Conversions	6 of 16	8 of 13
Fourth-Down Conversions	2 of 3	1 of 3
Red-Zone Scores-Chances	4-6	2-2
Sacks By: Number-Yards	1-5	7-33

**RUSHING:** UL - Jackson 27-161; Bonnafon 10-22; Samuel 1-8; D. Williams 1-8; M. Williams 2-2; Pass 1-minus 2. WF - Colburn 24-134; Byrd 5-30; Wolford 4-14; Carney 1-4; Dortch 1-minus 6; TM 4-minus 12.

**PASSING:** UL - Jackson 27-44-330-1-1. WF - Wolford 28-34-461-5-1.

**RECEIVING:** UL - Smith 6-73; Samuel 5-72; Dawkins 5-65; Fitzpatrick 5-56; Bonnafon 3-22; Standberry 2-26; Averett 2-18. WF - Dortch 10-167; Washington 6-133; Serigne 4-42; Wade 3-61; Bachman 2-38; Hines 2-15; Colburn 1-5.

# 2017 GAME RECAPS



## GAME 9 NOTRE DAME 48, WAKE FOREST 37 NOVEMBER 4, 2017 NOTRE DAME STADIUM (77,622)

**NOTRE DAME, IND.** -- Wake Forest closed out its non-conference schedule by dropping a 48-37 contest to No. 3 Notre Dame at Notre Dame Stadium. The teams combined for 85 points and over 1,300 yards of total offense as the Fighting Irish improved to 8-1 and the Demon Deacons fall to 5-4.

Wake Forest's 587 yards of total offense tied the most in program history against a ranked opponent, matching the output against No. 13 Auburn in 1979. It is tied for the seventh-most total offense in school history as three of the top 10 offensive outputs have come this season (625 vs. Louisville, 588 vs. Utah State). The 37 points were the most for

the Demon Deacons against a ranked opponent since 38-24 win over No. 11 NC State in 2003. The 37 points were also the most allowed by Notre Dame this season, who entered the game as the only team in the nation to not allow over 20 points in a game.

John Wolford led the Demon Deacon offense with 331 yards passing, completing 28-of-45 attempts. Matt Colburn had 120 yards on the ground for his second consecutive 100-yard game. Alex Bachman led the receiving corps, setting career highs with eight catches and 116 yards.

After the Demon Deacons stopped the Irish on the opening possession of the game, they took over at their own 2-yard line. A 14-play, 82-yard drive produced a 34-yard field goal from Mike Weaver to give Wake Forest an early 3-0 lead. Notre Dame answered with a 6-yard touchdown run from Brandon Wimbush on the ensuing drive to take a 7-3 lead. The Irish held that advantage at the end of the first quarter.

Notre Dame extended the lead to 10-3 with a field goal in the opening minute of the second quarter. Julian Love intercepted a Wolford pass of the next possession and Tony Jones converted with a 5-yard touchdown run on the next play for a 17-3 Irish lead.

After the Wake Forest defense made a fourth-down stop to get the ball back, the offense put together a three-play, 69-yard drive with Wolford connecting with Alex Bachman for 38 yards before scoring on a 20-yard run to make the score 17-10. Wimbush's second touchdown run of the game, this one from 50 yards, pushed the Notre Dame lead back to two scores at 24-10. Just before halftime, Notre Dame engineered a 99-yard touchdown drive to make the halftime advantage 31-10.

After Notre Dame opened the second-half scoring with a field goal, the Deacs cut the lead to 34-16 as Wolford threw a 30-yard touchdown to Bachman. The ensuing two-point conversion attempt failed. The Fighting Irish posted another touchdown drive before the Demon Deacons ended the quarter with a 24-yard touchdown run from Matt Colburn to make the score 41-23 after 45 minutes.

The fourth quarter saw the two teams trade touchdowns before closing out in favor of the Irish, 48-37.

Scoring	1	2	3	4	Total
Wake Forest	3	7	13	14	37
Notre Dame	7	24	10	7	48

### 1st Quarter

WF - Weaver 34 yd field goal, 8:46  
ND - Wimbush 6 yd run (Yoon kick), 6:26

### 2nd Quarter

ND - Yoon 34 yd field goal, 14:18  
ND - Jones 5 yd run (Yoon kick), 14:00  
WF - Wolford 20 yd run (Weaver kick), 10:13  
ND - Wimbush 50 yd run (Yoon kick), 8:38  
ND - Weishar 1 yd pass from Book (Yoon kick), 0:22

### 3rd Quarter

ND - Yoon 22 yd field goal, 9:19  
WF - Bachman 30 yd pass from Wolford (Wolford pass failed), 2:54  
ND - Claypool 34 yd pass from Wimbush (Yoon kick), 2:04  
WF - Colburn 24 yd run (Weaver kick), 0:30

### 4th Quarter

ND - McIntosh 2yd run (Yoon kick), 11:39  
WF - Freudenthal 11 yd pass from Wolford (Weaver kick), 8:45  
WF - Robinson 2 yd run (Weaver kick), 0:51

	WF	ND
FIRST DOWNS	34	30
RUSHES-YARDS (NET)	40-239	46-380
PASSING YDS (NET)	348	330
Passes Comp-Att-Int	34-48-1	23-38-0
TOTAL OFFENSE PLAYS-YARDS	88-587	84-710
Fumble Returns-Yards	0-0	0-0
Punt Returns-Yards	1-0	1-12
Kickoff Returns-Yards	6-139	4-83
Interception Returns-Yards	0-0	1-25
Punts (Number-Avg)	5-41.0	2-43.5
Fumbles-Lost	0-0	2-0
Penalties-Yards	3-15	5-40
Possession Time	28:07	31:53
Third-Down Conversions	6 of 14	8 of 16
Fourth-Down Conversions	1 of 1	1 of 3
Red-Zone Scores-Chances	4-4	6-6
Sacks By: Number-Yards	1-4	1-3

**RUSHING:** WF - Colburn 20-120; Wolford 12-59; Hinton 5-39; Robinson 3-21. ND - Wimbush 12-110; McIntosh 9-63; Jones 10-59; Book 3-54; Stepherson 2-42; Williams 3-33; Adams 5-22; TM 2-minus 3.

**PASSING:** WF - Wolford 28-45-331-2-1; Hinton 2-3-17-0-0. ND - Wimbush 15-30-280-1-0; Book 8-8-50-1-0.

**RECEIVING:** WF - Bachman 8-116; Washington 8-84; Serigne 5-48; Hines 4-52; Freudenthal 2-16; Wade 1-13; Lewis 1-12; Colburn 1-7. ND - Claypool 9-180; Weishar 3-17; Smythe 2-36; St. Brown 2-36; Stepherson 2-22; Boykin 2-14; Kmet 2-14; McIntosh 1-11.



## GAME 10 WAKE FOREST 64, SYRACUSE 43 NOVEMBER 11, 2017 CARRIER DOME (38,539)

**SYRACUSE N.Y.** -- Wake Forest clinched bowl eligibility with a 64-43 victory at Syracuse. The Demon Deacons (6-4, 3-3 ACC) recorded their sixth win with another explosive day by the offense, which scored the most points by an opponent in the Carrier Dome, while shattering a school-record with 734 yards of total offense.

John Wolford tied his school-record with six touchdowns responsible by running for three and passing for three. He threw for 363 yards, his third consecutive 300-yard game, while posting his first career 100-yard rushing game, with a career-high 136 yards on

the ground.

Matt Colburn II ran for a career-high 237 yards, the most by a Demon Deacon since Josh Harris had 241 yards at Virginia Tech in 2010. Cam Serigne set a school record for touchdown catches by a tight end with three, highlighting a 7-catch, 119-yard day. He was joined in the 100-yard receiving club by Tabari Hines (9-catches for 124 yards) and Scotty Washington (7-catches for 113 yards) as the Deacs had three 100-yard receivers for the first time since 1981 (Phil Denfield, Kenny Duckett and Tommy Gregg vs. Maryland).

The 734 yards of total offense broke the school record by over 100 yards, previously set in 1968 with 632 yards against North Carolina. It is fifth-highest single-game total in FBS this season. Three of the seven highest total offense performances in Wake Forest history have now come this season (734 at Syracuse [1st], 625 vs. Louisville [3rd] and 588 vs. Utah State [7th]). The Demon Deacons' attack against the Orange was balanced with 371 yards on the ground and 363 yards through the air.

The Demon Deacons' 64 points are tied for ninth-most in school history and are the second most against an ACC foe, trailing only a 66-21 win over Virginia in 1975. The game also marked the first time in the ACC era (since 1953) that Wake Forest has scored at least 37 points in three consecutive games of the same season. The 107 combined points Saturday set a record for a Wake Forest game, surpassing an 82-24 loss at Clemson in 1981.

Rallying from down 17 points marked the fifth-largest comeback in school history and the largest since 2007 when the Deacs rallied from a 21-point deficit to beat Maryland in overtime.

Scoring	1	2	3	4	Total
Wake Forest	21	3	16	24	64
Syracuse	14	24	5	0	43

### 1st Quarter

WF - Wolford 3 yd run (Weaver kick), 10:30  
SU - Strickland 43 yd run (Murphy kick), 8:33  
WF - Colburn 3 yd run (Weaver kick), 5:26  
SU - Pierce 19 yd pass from Mahoney (Murphy kick), 3:52  
WF - Serigne 31 yd pass from Wolford (Weaver kick), 2:27

### 2nd Quarter

SU - Elmore 1 yd run (Murphy kick), 12:08  
SU - Ishmael 30 yd pass from Mahoney (Murphy kick), 9:05  
SU - Murphy 30 yd field goal, 3:03  
SU - Pierce 18 yd pass from Mahoney (Murphy kick), 0:16  
WF - Weaver 41 yd field goal, 0:00

### 3rd Quarter

WF - Weaver 43 yd field goal, 12:29  
SU - Murphy 47 yd field goal, 9:09  
WF - Wolford 9 yd run (Weaver kick), 6:20  
WF - Serigne 19 yd pass from Wolford (Weaver kick blocked and returned), 1:08

### 4th Quarter

WF - Wolford 29 yd run (Weaver kick), 11:48  
WF - Serigne 6 yd pass from Wolford (Weaver kick), 7:17  
WF - Weaver 30 yd field goal, 4:58  
WF - Colburn 76 yd run (Weaver kick), 2:00


	WF	SU
FIRST DOWNS	33	33
RUSHES-YARDS (NET)	51-371	32-178
PASSING YDS (NET)	363	443
Passes Comp-Att-Int	25-38-0	38-67-2
TOTAL OFFENSE PLAYS-YARDS	89-734	99-621
Fumble Returns-Yards	0-0	1-2
Punt Returns-Yards	2-0	2-18
Kickoff Returns-Yards	3-72	6-134
Interception Returns-Yards	2-52	0-0
Punts (Number-Avg)	4-40.2	3-42.7
Fumbles-Lost	1-1	1-0
Penalties-Yards	10-62	3-25
Possession Time	30:16	29:44
Third-Down Conversions	8 of 16	6 of 18
Fourth-Down Conversions	2 of 2	3 of 5
Red-Zone Scores-Chances	6-6	4-5
Sacks By: Number-Yards	2-9	1-2

**RUSHING:** WF - Colburn 31-237; Wolford 19-136; TM - 1-minus 2. SU - Neal 12-86; Strickland 9-59; Mahoney 8-38; Elmore 2-2; Culpepper 1-minus 7.

**PASSING:** WF - Wolford 25-38-363-3-0. SU - Mahoney 33-60-384-3-2; Culpepper 4-6-46-0-0. Butler 1-1-13-0-0.

**RECEIVING:** WF - Hines 9-124; Serigne 7-119; Washington 7-113; Wade 1-9; Colburn 1-minus 2. SU - Ishmael 14-145; Philips 6-93; Butler 5-49; Pierce 4-52; Custis 3-18; Strickland 2-49; Neal 2-26; Pierre 1-6; Johnson 1-5.

# 2017 GAME RECAPS



## GAME 11 WAKE FOREST 30, NC STATE 24 NOVEMBER 18, 2017 BB&T FIELD (31,803)

**WINSTON-SALEM, N.C.** -- Wake Forest outlasted No. 19 NC State 30-24 in an instant classic at BB&T Field.

With the Demon Deacons (7-4, 4-3 ACC) holding on to a six-point lead with under two minutes to go, NC State (7-4, 5-2 ACC) had a sure touchdown before Demetrius Kemp forced a fumble at the goal line. On the final play of the game, the Deacon defense did it again with an interception to seal the victory.

Quarterback John Wolford passed for three touchdowns and went 19-for-28 and 247 yards passing. Wolford also rushed for 31 yards putting him over 1,000 yards rushing in his career, making him just the second

quarterback in school history to cross that mark.

Wide receiver Tabari Hines had a career night with three touchdowns and 139 yards receiving. Matt Colburn added 38 yards rushing with a touchdown.

Cameron Glenn led the defense with 11 total tackles including seven solo stops. Demetrius Kemp forced two fumbles while Essang Bassey had the game-clinching interception.

Colburn put the Deacs up first on an 11-yard burst for the end zone. NC State answered on its next drive with an 11-yard touchdown from Jaylen Samuels.

Wake Forest responded with a 21-yard touchdown pass from Wolford to Hines that capped off nine plays in less than three minutes. The Deacons held a 14-7 lead at the end of the first quarter.

Midway through the second quarter, the Wolfpack knotted the score at 14-14 after a one-yard touchdown run from Reggie Gallaspay.

In the following drive, Wake Forest grinded out nine plays over 75 yards with Hines catching a seven-yard touchdown pass from Wolford. Wolford also had a key 11-yard rush before the touchdown.

NC State stopped Wake Forest on its first possession of the second half and tied the game up with a 20-yard touchdown pass from quarterback Ryan Finley to Emezie Emezie.

Late in the third quarter, the Deacons took a 24-21 lead on a 36-yard field goal from Mike Weaver. Wake Forest gained a huge chunk of yards on a 41-yard highlight catch from Chuck Wade. The end of the third quarter ended with Wake Forest up 24-21.

With NC State knocking on the door of the end zone early in the fourth quarter, Wake Forest stopped the Wolfpack in the red zone. A 25-yard field goal from NC State tied the game at 24-24.

Wake Forest retook the lead with an 18-yard touchdown pass from Wolford to Hines. The Deacons needed to convert a fourth down which was caught by Wade to extend the possession. Hines made an over-the-shoulder catch in the corner of the end zone for the score but Weaver's PAT was blocked. Wake Forest led 30-24 midway through the final frame.

Just under the two-minute mark, Finley passed to Emezie who shed a couple tackles on the way to the end zone but fumbled just before the goal line with the Deacons recovering for the touchback. Kemp forced the fumble and recovered it in the end zone in one of the most dramatic plays of the season.

Scoring	1	2	3	4	Total
NC State	7	7	7	3	24
Wake Forest	14	7	3	6	30

### 1st Quarter

WF - Colburn 11 yd run (Weaver kick), 9:59  
ST - Samuels 11 yd run (Bambard kick), 5:13  
WF - Hines 21 yd pass from Wolford (Weaver kick), 2:35

### 2nd Quarter

ST - Gallaspay 1 yd run (Bambard kick), 6:12  
WF - Hines 7 yd pass from Wolford (Weaver kick), 2:47

### 3rd Quarter

ST - Emezie 20 yd pass from Finley (Bambard kick), 10:32  
WF - Weaver 36 yd field goal, 4:14

### 4th Quarter

ST - Bambard 25 yd field goal (10:45)  
WF - Hines 18 yd pass from Wolford (Weaver kick blocked), 8:03

	ST	WF
FIRST DOWNS	28	18
RUSHES-YARDS (NET)	42-175	28-87
PASSING YDS (NET)	327	247
Passes Comp-Att-Int	34-52-1	19-28-1
TOTAL OFFENSE PLAYS-YARDS	94-502	56-334
Fumble Returns-Yards	0-0	0-0
Punt Returns-Yards	3-minus 7	1-9
Kickoff Returns-Yards	3-54	4-89
Interception Returns-Yards	1-0	1-0
Punts (Number-Avg)	4-39.8	5-41.2
Fumbles-Lost	4-2	0-0
Penalties-Yards	5-64	4-40
Possession Time	41:07	18:53
Third-Down Conversions	14 of 23	3 of 11
Fourth-Down Conversions	3 of 4	2 of 2
Red-Zone Scores-Chances	4-5	4-4
Sacks By: Number-Yards	0-0	1-3

**RUSHING:** ST - Samuels 7-50; Hines 14-46; Gallaspay 11-44; Finley 10-35. WF - Colburn 12-38; Wolford 8-31; Byrd 6-20; TM 2-minus 2.

**PASSING:** ST - Finley 35-42-327-1-1. WF - Wolford 19-28-247-3-1.

**RECEIVING:** ST - Meyers 10-90; Harmon 8-105; Emezie 5-67; Samuels 4-23; Gallaspay 3-6; Riley 2-16; Ramos 1-19; Hines 1-1. WF - Hines 8-139; Wade 4-49; Washington 3-29; Serigne 3-29; Bachman 1-1.



## GAME 12 DUKE 31, WAKE FOREST 23 NOVEMBER 25, 2017 BB&T FIELD (27,016)

**WINSTON-SALEM, N.C.** -- Wake Forest closed out the regular season by dropping a 31-23 decision to Duke at BB&T Field.

The Demon Deacons finish the regular season at 7-5, including a 4-4 mark in ACC play. For the second consecutive season, Wake Forest is bowl eligible.

John Wolford threw for 191 yards while rushing for 48, bringing his 2017 total offense yard total to 3,407, surpassing Riley Skinner's single-season record of 3,216 in 2009. Wolford threw two touchdown passes, marking the sixth-consecutive game in which he threw for multiple touchdowns. He broke the school record of five straight held by Foy White in 1985.

The Wake Forest defense recorded eight tackles for loss bringing the season total to 98. That total exceeds the school record of 94 set last season. Jaboree Williams led the Deacons with 12 total tackles, including two for loss, achieving a career high tackles for a third straight week. Cameron Glenn also recorded two tackles for loss and nine total tackles.

Amar Henderson, Demetrius Kemp and Justin Strnad combined for three interceptions, matching the season-high set at Boston College.

Mike Weaver converted three field goal attempts, including a 43-yard attempt that matched his season-high. Weaver also went 2-for-2 on point after attempts, giving him the school record in PATs with 45. He eclipsed Sam Swank's school record of 44 set in 2007. Dom Maggio also had a record day, recording the second-longest punt of his career at 74 yards.

After an interception from Strnad ended Duke's opening drive, Wolford gave the Deacons the lead early with a three-yard touchdown pass to Tabari Hines. The Deacs extended that lead to 10-0 when a drive to the red zone set Weaver up for a 29-yard field goal.

The Blue Devils used a 38-yard field goal of their own to get on the board at 10-3. The Deacons extended their lead to 17-3 when Wolford led a one-play scoring drive with a 43-yard touchdown pass to Alex Bachman. The Blue Devils quickly responded with an 18-yard pass of their own to cut the lead to 17-10 at the half.

After the break, Henderson recorded his second interception of the season on a fourth down attempt by the Blue Devils. The Deacs finished that drive with a 41-yard field goal by Weaver to bring the score to 20-10. The Blue Devils replied with a six-play, 65-yard drive that ended in a 6-yard pass to Noah Gray to bring the score to 20-17.

For the third time during the game, Weaver knocked one through the uprights to extend Wake Forest's lead to 23-17.

Despite trailing for three quarters, the Blue Devils recorded 14 unanswered points in the fourth quarter to take a 31-23 lead. Duke opened the final frame with an 11-play, 75-yard scoring drive that ended in a one-yard rush and followed with four-yard rushing touchdown the next drive.

Scoring	1	2	3	4	Total
Duke	3	7	7	14	31
Wake Forest	10	7	6	0	23

### 1st Quarter

WF - Hines 3 yd pass from Wolford (Weaver kick), 12:04  
WF - Weaver 29 yd field goal, 5:38  
DU - Parker 38 yd field goal, 0:56

### 2nd Quarter

WF - Bachman 43 yd pass from Wolford (Weaver kick), 6:44  
DU - Helm 18 yd pass from Jones (Parker kick), 2:56

### 3rd Quarter

WF - Weaver 41 yd field goal, 9:19  
DU - Gray 6 yd pass from Jones (Parker kick), 6:58  
WF - Weaver 43 yd field goal, 3:31

### 4th Quarter

DU - Jones 1 yd run (Parker kick), 13:53  
DU - Brown 4 yd run (Parker kick), 8:23

	DU	WF
FIRST DOWNS	22	14
RUSHES-YARDS (NET)	45-97	35-145
PASSING YDS (NET)	346	191
Passes Comp-Att-Int	22-44-3	16-34-2
TOTAL OFFENSE PLAYS-YARDS	89-443	69-336
Fumble Returns-Yards	0-0	0-0
Punt Returns-Yards	3-38	5-18
Kickoff Returns-Yards	2-35	4-80
Interception Returns-Yards	2-0	3-22
Punts (Number-Avg)	7-44.0	7-52.0
Fumbles-Lost	1-0	3-1
Penalties-Yards	4-20	2-10
Possession Time	37:10	22:50
Third-Down Conversions	6 of 20	6 of 17
Fourth-Down Conversions	3 of 4	0 of 1
Red-Zone Scores-Chances	5-6	3-3
Sacks By: Number-Yards	2-9	0-0

**RUSHING:** DU - Wilson 17-38; Jones 14-37; Brown 11-33; TM 3-minus 11. WF - Wolford 12-48; Colburn 10-42; Hinton 4-33; Byrd 8-24; Hines 1-minus 2.

**PASSING:** DU - Jones 25-44-346-2-3. WF - Wolford 16-33-191-2-2; Hinton 0-1-0-0-0

**RECEIVING:** DU - Rahming 8-90; Hlm 3-70; Taylor 3-53; Young 3-40; Lloyd 3-10; Wilson 2-29; Brown 1-35; Koppenhaver 1-13; Gray 1-6. WF - Hines 6-60; Serigne 4-22; Bachman 3-90; Byrd 2-11; Washington 1-8.

# 2017 GAME RECAPS



## GAME 13 WAKE FOREST 55, TEXAS A&M 52 DECEMBER 29, 2017 BANK OF AMERICA STADIUM (32,784)

**CHARLOTTE, N.C.** - In one of the most exciting bowl games of all-time, Wake Forest won a shootout from Texas A&M 55-52 in the 2017 Belk Bowl at Charlotte's Bank of America Stadium.

The game featured five lead changes and set NCAA bowl game records for total offense plays (191) and pass completions (74) by both teams.

The Demon Deacons spotted Texas A&M a 14-0 lead in the first four minutes of the game before scoring 31 unanswered points to take a 31-14 lead early in the second quarter. The onslaught started with quarterback John Wolford finding Scotty Washington on a 50-yard scoring pass before Wolford hit Tabari Hines with a seven-yard strike. After a Mike Weaver field goal, Wolford struck again,

finding Hines with another seven-yard touchdown pass. Safety Jessie Bates topped the scoring spurt with a 59-yard punt return for a touchdown. Another Wolford touchdown pass, this time for 37 yards to tight end Cam Serigne, gave Wake Forest a 38-28 halftime lead.

Texas A&M scored first in the second half to close the margin to 38-35 before Weaver hit his second field goal for a 41-35 Deacon lead. The Aggies then scored twice to take a 45-41 lead early in the second quarter.

The Deacons recaptured the lead at 48-45 after Cade Carney scored on a one-yard run with just over nine minutes left. Texas A&M answered with a touchdown pass to go ahead 52-48. Wake Forest started its final drive at its own 31 and used 13 plays to cover the final 69 yards for the game-winning score. Wolford completed four of five passes for 42 yards and rushed four times for 15 yards before handing it off to Matt Colburn for the final one-yard touchdown run with 2:18 remaining in the game. The Deacon defense held fast against the Aggies on their final drive, forcing them to turn the ball over on downs with 28 seconds remaining.

Wolford completed 32 of 49 passes for 400 yards and four touchdowns. Washington finished the game with 138 yards receiving on nine catches while Serigne had nine receptions for 112 yards. Colburn set a school bowl game record with 150 yards rushing on 21 carries. The defense was led by senior linebacker Jaboree Williams who had 11 tackles, a fumble recovery and a key interception. Safety Cameron Glenn and linebacker Justin Strnad each added 10 tackles.

The teams combined for 1,260 total offense yards and 107 points, tied for the fourth-highest scoring college bowl game in history.

Scoring	1	2	3	4	Total
Wake Forest	17	21	3	14	55
Texas A&M	14	14	14	10	52

### 1st Quarter

TAMU - Oliver blocked punt return (LaCamera kick)  
 TAMU - T. Williams 2 run (LaCamera kick), 11:04  
 WF - Washington 50 pass from Wolford (Weaver kick), 8:47  
 WF - Hines 7 pass from Wolford (Weaver kick), 5:47  
 WF - Weaver 28 field goal, 1:33

### 2nd Quarter

WF - Hines 7 pass from Wolford (Weaver kick), 13:25  
 WF - Bates 59 punt return (Weaver kick), 12:21  
 TAMU - Kirk 52 pass from Starkel (LaCamera kick), 7:31  
 WF - Serigne 37 pass from Wolford (Weaver kick), 4:33  
 TAMU - Kirk 10 pass from Starkel (LaCamera kick), 0:18

### 3rd Quarter

TAMU - Kirk 9 pass from Starkel (LaCamera kick), 12:51  
 WF - Weaver 27 field goal, 5:55  
 TAMU - Ford 1 run (LaCamera kick), 1:59

### 4th Quarter

TAMU - LaCamera 19 field goal, 12:39  
 WF - Carney 1 run (Weaver kick), 9:06  
 TAMU - Ausbon 13 pass from Starkel (LaCamera kick), 5:52  
 WF - Colburn 1 run (Weaver kick), 2:18

	WF	TAMU
FIRST DOWNS	31	32
RUSHES-YARDS (NET)	48-246	31-115
PASSING YDS (NET)	400	499
Passes Comp-Att-Int	32-49-0	42-63-1
TOTAL OFFENSE PLAYS-YARDS	97-646	94-614
Fumble Returns-Yards	0-0	1-9
Punt Returns-Yards	1-59	3-35
Kickoff Returns-Yards	5-119	8-144
Interception Returns-Yards	1+8	0-0
Punts (Number-Avg)	6-34.7	6-38.7
Fumbles-Lost	3-2	2-2
Penalties-Yards	4-45	7-75
Possession Time	30:10	29:50
Third-Down Conversions	p of 21	6 of 15
Fourth-Down Conversions	2 of 2	0 of 1
Red-Zone Scores-Chances	5-6	3-3
Sacks By: Number-Yards	2-9	0-0

**RUSHING:** WF - Colburn 21-150; Wolford 15-68; Byrd 3-17; Carney 7-13. TAMU - T. Williams 7-65; Ford 17-55; Etwi 2-6; Jurj 1-4.

**PASSING:** WF - Wolford 32-49-0-400-0. TAMU - Starkel 42-63-1-499-4.

**RECEIVING:** WF - Washington 9-138; Serigne 9-112; Hines 8-58; Bachman 5-84; Colburn 1-8. TAMU - Kirk 13-189; Ausbon 12-112; Ratley 4-91; Buckley 4-26; Rogers 3-43; Ford 2-13; Etwi 2-7; T. Williams 1-12; Schorp 1-6



# YEAR-BY-YEAR RECORDS

Year	Coach	OVERALL RECORD		SOCON/ACC RECORD		
		W-L-T	Pct	W-L-T	Pct	Place
1888	W.C. Dowd*	1-0-0	1.000			
1889	W.C. Riddick	3-3-0	.500			
1890	No team					
1891	W.E. Sikes	1-0-0	1.000			
1892	W.E. Sikes	4-0-1	.900			
1893	W.E. Sikes	1-2-0	.333			
1894	No team					
1895	Unknown	0-0-1	.000			
1896-07	No team					
1908	A.P. Hall, Jr.	1-4-0	.250			
1909	A.T. Myers	2-4-0	.333			
1910	Reddy Rowe	2-7-0	.222			
1911	Frank Thompson	3-5-0	.375			
1912	Frank Thompson	2-6-0	.250			
1913	Frank Thompson	0-8-0	.000			
1914	Dr. W.C. Smith	3-6-0	.333			
1915	Dr. W.C. Smith	3-4-0	.429			
1916	G.M. Billings	3-3-0	.500			
1917	E.T. MacDonnell	1-6-1	.188			
1918	Harry Rabenhorst*	1-2-0	.333			
1919	Harry Rabenhorst*	2-6-0	.250			
1920	J.L. White	2-7-0	.222			
1921	J.L. White	2-8-0	.200			
1922	George Levene	3-5-2	.211			
1923	Hank Garrity	6-3-0	.667			
1924	Hank Garrity	7-2-0	.778			
1925	Hank Garrity	6-2-1	.722			
1926	James Baldwin	5-4-1	.550			
1927	James Baldwin	2-6-2	.300			
1928	Stanley B. Cofall	2-6-2	.300			
1929	F.S. Miller	6-5-1	.542			
1930	F.S. Miller	5-3-1	.611			
1931	F.S. Miller	4-4-0	.500			
1932	F.S. Miller	3-3-2	.500			
1933	James H. Weaver	0-5-1	.083			
1934	James H. Weaver	3-7-0	.300			
1935	James H. Weaver	2-7-0	.222			
1936	James H. Weaver	5-4-0	.555	2-3-0	.400	9th
1937	D.C. Walker	3-6-0	.336	1-4-0	.200	14th
1938	D.C. Walker	4-5-1	.450	3-4-1	.438	9th
1939	D.C. Walker	7-3-0	.700	3-3-0	.500	t-6th
1940	D.C. Walker	7-3-0	.700	4-2-0	.667	3rd
1941	D.C. Walker	5-5-1	.500	4-2-1	.643	7th
1942	D.C. Walker	6-2-1	.722	6-1-1	.813	3rd
1943	D.C. Walker	4-5-0	.444	3-2-0	.600	4th
1944	D.C. Walker	8-1-0	.889	6-1-0	.857	2nd
1945	D.C. Walker	5-3-1	.611	4-1-1	.642	2nd
1946	D.C. Walker	6-3-0	.667	2-3-0	.400	t-10th
1947	D.C. Walker	6-4-0	.600	3-4-0	.429	10th
1948	D.C. Walker	6-4-0	.600	5-2-0	.714	5th
1949	D.C. Walker	4-6-0	.400	3-3-0	.500	t-9th
1950	D.C. Walker	6-1-2	.778	6-1-1	.813	4th
1951	Tom Rogers	6-4-0	.600	5-3-0	.625	t-7th
1952	Tom Rogers	5-4-1	.550	5-1-0	.833	t-2nd
1953	Tom Rogers	3-6-1	.350	2-3-0	.400	t-3rd
1954	Tom Rogers	2-7-1	.250	1-4-1	.250	6th
1955	Tom Rogers	5-4-1	.550	3-3-1	.500	5th

\* Denotes Head Coach and Team Captain

+ Beginning in 2005, the ACC split into two divisions for football  
Member of the Southern Conference from 1936-52

Year	Coach	OVERALL RECORD		ACC RECORD		
		W-L-T	Pct	W-L-T	Pct	Place
1956	Paul Amen	2-5-3	.350	1-5-1	.214	7th
1957	Paul Amen	0-10-0	.000	0-7-0	.000	8th
1958	Paul Amen	3-7-0	.300	2-4-0	.333	6th
1959	Paul Amen	6-4-0	.600	4-3-0	.571	4th
1960	Billy Hildebrand	2-8-0	.200	2-5-0	.286	7th
1961	Billy Hildebrand	4-6-0	.400	3-4-0	.429	t-5th
1962	Billy Hildebrand	0-10-0	.000	0-7-0	.000	8th
1963	Billy Hildebrand	1-9-0	.100	1-5-0	.167	7th
1964	Bill Tate	5-5-0	.500	4-3-0	.571	t-3rd
1965	Bill Tate	3-7-0	.300	1-5-0	.167	8th
1966	Bill Tate	3-7-0	.300	2-4-0	.333	6th
1967	Bill Tate	4-6-0	.400	3-4-0	.429	5th
1968	Bill Tate	2-7-1	.250	2-3-1	.417	6th
1969	Cal Stoll	3-7-0	.300	2-5-0	.286	7th
1970	Cal Stoll	6-5-0	.545	5-1-0	.833	1st
1971	Cal Stoll	6-5-0	.545	2-3-0	.400	t-3rd
1972	Tom Harper	2-9-0	.182	1-5-0	.167	7th
1973	Chuck Mills	1-9-1	.136	0-5-1	.083	7th
1974	Chuck Mills	1-10-0	.091	0-6-0	.000	7th
1975	Chuck Mills	3-8-0	.273	3-3-0	.500	4th
1976	Chuck Mills	5-6-0	.455	3-3-0	.500	3rd
1977	Chuck Mills	1-10-0	.091	0-6-0	.000	7th
1978	John Mackovic	1-10-0	.091	1-5-0	.167	6th
1979	John Mackovic	8-4-0	.667	4-2-0	.667	t-2nd
1980	John Mackovic	5-6-0	.455	2-4-0	.333	t-4th
1981	Al Groh	4-7-0	.364	1-5-0	.167	6th
1982	Al Groh	3-8-0	.273	0-6-0	.000	7th
1983	Al Groh	4-7-0	.364	1-5-0	.167	t-6th
1984	Al Groh	6-5-0	.545	3-3-0	.500	4th
1985	Al Groh	4-7-0	.364	1-6-0	.143	8th
1986	Al Groh	5-6-0	.455	2-5-0	.286	8th
1987	Bill Dooley	7-4-0	.636	4-3-0	.571	t-3rd
1988	Bill Dooley	6-4-1	.591	4-3-0	.571	t-4th
1989	Bill Dooley	2-8-1	.277	1-6-0	.143	7th
1990	Bill Dooley	3-8-0	.273	0-7-0	.000	8th
1991	Bill Dooley	3-8-0	.273	1-6-0	.143	t-7th
1992	Bill Dooley	8-4-0	.667	4-4-0	.500	t-4th
1993	Jim Caldwell	2-9-0	.182	1-7-0	.125	9th
1994	Jim Caldwell	3-8-0	.273	1-7-0	.125	8th
1995	Jim Caldwell	1-10-0	.091	0-8-0	.000	9th
1996	Jim Caldwell	3-8-0	.273	1-7-0	.125	8th
1997	Jim Caldwell	5-6-0	.455	3-5-0	.375	t-6th
1998	Jim Caldwell	3-8-0	.273	2-6-0	.250	t-6th
1999	Jim Caldwell	7-5-0	.583	3-5-0	.375	t-5th
2000	Jim Caldwell	2-9	.182	1-7	.125	8th
2001	Jim Grobe	6-5	.545	3-5	.375	7th
2002	Jim Grobe	7-6	.538	3-5	.375	7th
2003	Jim Grobe	5-7	.417	3-5	.375	7th
2004	Jim Grobe	4-7	.364	1-7	.125	t-10th
2005	Jim Grobe	4-7	.364	3-5	.375	t-4th+
2006	Jim Grobe	11-3	.786	6-2	.750	1st
2007	Jim Grobe	9-4	.692	5-3	.625	t-2nd
2008	Jim Grobe	8-5	.615	4-4	.500	t-3rd
2009	Jim Grobe	5-7	.416	3-5	.375	4th
2010	Jim Grobe	3-9	.250	1-7	.125	6th
2011	Jim Grobe	6-7	.462	5-3	.625	t-2nd
2012	Jim Grobe	5-7	.417	3-5	.375	4th
2013	Jim Grobe	4-8	.333	2-6	.250	6th
2014	Dave Clawson	3-9	.250	1-7	.125	t-6th
2015	Dave Clawson	3-9	.250	1-7	.125	6th
2016	Dave Clawson	7-6	.528	3-5	.375	t-4th
2017	Dave Clawson	8-5	.6158	4-4	.500	t-3rd

**Totals (115 seasons) 450-654-33 .4108 139-313-5 .308**

# PASSING

## SINGLE GAME PASS ATTEMPTS (COMPLETIONS)

1. Rusty LaRue at Duke (10/28/95)\*\* .....78 (55)
2. Rusty LaRue vs. NC State (11/18/95) .....67 (50)
3. Rusty LaRue vs. Georgia Tech (11/4/95) .....65 (41)  
Gary Schofield at Maryland (10/16/82) .....65 (40)
5. Gary Schofield vs. Maryland (10/17/81) .....62 (43)
6. Mike Elkins at NC State (9/20/86) .....58 (35)
7. Tanner Price vs. Boston College (11/3/12) .....57 (39)
- Brian Kuklick at NC State (11/23/96) .....57 (28)
9. Tanner Price at Syracuse (11/2/2013) .....54 (22)
10. Tanner Price vs. Navy (10/9/10) .....53 (37)

\*\* - ACC Record/3rd highest in NCAA history

## SINGLE GAME COMPLETIONS (ATTEMPTS)

1. Rusty LaRue at Duke (10/28/95)\*\*\* .....55 (78)
2. Rusty LaRue vs. NC State (11/18/95) .....50 (67)
3. Gary Schofield vs. Maryland (10/17/81) .....43 (62)
4. Rusty LaRue vs. Georgia Tech (11/4/95) .....41 (65)
5. Gary Schofield at Maryland (10/16/82) .....40 (65)
6. Tanner Price vs. Boston College (11/3/12) .....39 (57)
7. Tanner Price vs. Navy (10/9/10) .....37 (53)
8. Mike Elkins at NC State (9/20/86) .....35 (58)
9. John Wolford vs. Texas A&M (12/29/17) .....32 (49)
- Riley Skinner vs. Ole Miss (9/6/08) .....32 (43)

\*\*\* - ACC Record/NCAA Record

## SINGLE GAME PASSING YARDS

1. Rusty LaRue vs. NC State (11/18/95) .....545
2. Gary Schofield vs. Maryland (10/17/81) .....504
3. Rusty LaRue vs. Georgia Tech (11/4/95) .....501
4. Rusty LaRue at Duke (10/28/95) .....478
5. John Wolford vs. Louisville (10/28/17) .....461
6. Jay Venuto at South Carolina (11/15/80) .....447
7. Mike Elkins at NC State (9/20/86) .....429
8. Brian Kuklick at NC State (11/7/98) .....421
9. John Wolford vs. Texas A&M (12/29/17) .....400
10. Gary Schofield at Virginia (10/24/81) .....373  
John Wolford at Syracuse (9/12/2015) .....373

## MOST TOUCHDOWN PASSES

Game:

5. John Wolford vs. Louisville (10/28/17)
5. Riley Skinner at Duke (11/28/09)
4. John Wolford vs. Texas A&M (12/29/17)
4. Riley Skinner vs. Maryland (10/10/09)
4. Rusty LaRue vs. Duke (10/28/95)
4. Phil Barnhill vs. Tulsa (11/11/89)
4. Jay Venuto at South Carolina (11/15/80)

## MOST CONSECUTIVE GAMES WITH A TOUCHDOWN PASS

11 Brian Kuklick, 1996-97 (last 2 of 1996, first 9 of 1997)

## MOST CONSECUTIVE GAMES WITH MULTIPLE TD PASSES

7 John Wolford, 2017 (last 7 games of 2017)

## BEST COMPLETION PERCENTAGE

Game: 1.000 (11-11), Riley Skinner vs. Navy (12/20/08)  
(min. 10 atts) .857 (12-14), Mike McGlamry at South Carolina (11/15/75)  
(min. 20 atts) .848 (28-33), Jay Venuto vs. East Carolina (9/22/79)

## MOST PASSES ATTEMPTED, HALF

56 Rusty LaRue vs. Duke (10/28/95) (completed 41)

## MOST PASSES COMPLETED, HALF

41 Rusty LaRue vs. Duke (10/28/95) (attempted 56)

## MOST PASSES HAD INTERCEPTED

Game: 7, Red Cochran vs. Texas Tech at Charlotte (11/29/41)  
Season: 25, Freddie Summers (1968)  
Career: 52, Gary Schofield (1981-83)

## CONSECUTIVE PASSES WITHOUT AN INTERCEPTION

Game: 53, Tanner Price, Navy (10/9/10)  
Season: 166, Tanner Price (2012)  
Career: 181, Tanner Price (2011-12)

## SEASON PASS ATTEMPTS

1. Tanner Price (2011) .....422
2. Rusty LaRue (1995) .....421
3. Jay Venuto (1980) .....413
4. Tanner Price (2012) .....410
5. Gary Schofield (1981) .....404
6. Riley Skinner (2009) .....400
7. Brian Kuklick (1996) .....396
- Brian Kuklick (1998) .....396
9. Mike Elkins (1986) .....380
10. Tanner Price (2013) .....378



Riley Skinner

## CAREER PASSING LEADERS

	Years	Comp/Att	Pct	Yards	TD	
1.	Riley Skinner	2006-09	903-1349	66.9	9,762	60
2.	Tanner Price	2010-13	824-1451	56.8	8,899	52
3.	John Wolford	2014-17	761-1273	59.8	8,794	59
4.	Brian Kuklick	1994-98	665-1230	54.1	8,017	44
5.	Mike Elkins	1985-88	609-1109	54.9	7,304	43
6.	Gary Schofield	1981-83	637-1113	57.2	7,205	44
7.	Jay Venuto	1979-80	412-780	53.1	5,056	37
8.	Rusty LaRue	1992-95	472-786	60.1	5,016	23
9.	Keith West	1989-92	365-683	53.4	4,748	28
10.	James MacPherson	1999-02	349-639	54.6	4,716	16
11.	Norm Snead	1958-60	272-601	45.3	4,040	27
12.	Phil Barnhill	1987-90	310-656	47.3	3,931	23
13.	Cory Randolph	2002-05	331-572	57.9	3,899	16
14.	Mike McGlamry	1974-77	309-610	50.7	3,684	17
15.	Foy White	1983-85	281-474	59.3	2,900	26
16.	Ben Sankey	1996-99	238-405	58.8	2,750	15
17.	Freddie Summers	1967-68	202-409	49.4	2,573	11
18.	Nick Sacrinty	1943,45-46	152-339	44.8	2,563	17
19.	John Mackovic	1962-64	147-331	44.4	1,950	6
20.	Larry Russell	1969-71	154-335	46.0	1,755	7

## SEASON PASS COMPLETIONS

1. Riley Skinner (2009) .....264
- Rusty LaRue (1995) .....264
3. Tanner Price (2011) .....253
4. Gary Schofield (1981) .....241
5. John Wolford (2017) .....239
6. Riley Skinner (2007) .....236
7. Riley Skinner (2008) .....232
8. Tanner Price (2012) .....228
9. Brian Kuklick (1998) .....216
10. Jay Venuto (1980) .....214  
John Wolford (2014) .....214

## SEASON PASSING YARDS

1. John Wolford (2017) .....3,192
2. Riley Skinner (2009) .....3,160
3. Tanner Price (2011) .....3,017
4. Rusty LaRue (1995) .....2,775
5. Brian Kuklick (1998) .....2,683
6. Jay Venuto (1980) .....2,624
7. Gary Schofield (1981) .....2,572
8. Mike Elkins (1986) .....2,541
9. Brian Kuklick (1996) .....2,526
10. Phil Barnhill (1989) .....2,454

## SEASON PASSING TOUCHDOWNS

1. John Wolford (2017) .....29
2. Riley Skinner (2009) .....26
3. Jay Venuto (1980) .....21
4. Tanner Price (2011) .....20
5. Gary Schofield (1981) .....18
6. Mike Elkins (1986) .....17  
Phil Barnhill (1989) .....17
- Rusty LaRue (1995) .....17
9. Jay Venuto (1979) .....16  
Gary Schofield (1983) .....16

## SEASON COMPLETION PCT. (MIN. 100 ATT.)

1. Riley Skinner (2007) .....72.4 (236-326)
2. Riley Skinner (2009) .....66.0 (264-400)
3. Riley Skinner (2006) .....65.8 (171-260)
4. Cory Randolph (2005) .....64.9 (85-131)
5. Riley Skinner (2008) .....63.9 (232-363)
6. Foy White (1985) .....62.9 (132-210)
7. Rusty LaRue (1995) .....62.7 (264-421)
8. John Wolford (2015) .....60.94 (142-233)
9. Brian Kuklick (1997) .....60.90 (190-312)
10. Tanner Price (2011) .....60.0 (253-422)

## SEASON PASSING EFFICIENCY

1. John Wolford (2017) .....158.0
2. Riley Skinner (2009) .....147.8
3. Riley Skinner (2006) .....139.6
4. Mike Elkins (1988) .....134.4
5. Riley Skinner (2007) .....133.4
6. Tanner Price (2011) .....132.8
7. James MacPherson (2002) .....132.6
8. Foy White (1985) .....132.0
9. John Wolford (2015) .....128.8
10. Brian Kuklick (1997) .....128.4

## CAREER PASS ATTEMPTS

1. Tanner Price (2010-13) .....1,451
2. Riley Skinner (2006-09) .....1,349
3. John Wolford (2014-17) .....1,273
4. Brian Kuklick (1994-98) .....1,230
5. Gary Schofield (1981-83) .....1,113
6. Mike Elkins (1985-88) .....1,109
7. Rusty LaRue (1992-95) .....786
8. Jay Venuto (1979-80) .....780
9. Keith West (1989-92) .....683
10. Phil Barnhill (1987-90) .....656

## CAREER PASS COMPLETIONS

1. Riley Skinner (2006-09) .....903
2. Tanner Price (2010-13) .....824
3. John Wolford (2014-17) .....761
4. Brian Kuklick (1994-98) .....665
5. Gary Schofield (1981-83) .....637
6. Mike Elkins (1985-88) .....609
7. Rusty LaRue (1992-95) .....472
8. Jay Venuto (1979-80) .....412
9. Keith West (1989-92) .....365
10. James MacPherson (1999-02) .....349

## CAREER PASSING TOUCHDOWNS

1. Riley Skinner (2006-09) .....60
2. John Wolford (2014-17) .....59
3. Tanner Price (2010-13) .....52
4. Gary Schofield (1981-83) .....44  
Brian Kuklick (1994-98) .....44
6. Mike Elkins (1985-88) .....43
7. Jay Venuto (1979-80) .....37
8. Keith West (1989-92) .....28
9. Norm Snead (1958-60) .....27
10. Foy White (1983-85) .....26

## CAREER COMPLETION PCT. (MIN. 150 ATT.)

1. Riley Skinner (2006-09) .....66.9 (903-1,349)
2. Rusty LaRue (1992-95) .....60.1 (472-786)
3. John Wolford (2014-17) .....59.8 (761-1,273)
4. Foy White (1983-85) .....59.28 (281-474)
5. Ben Sankey (1996-99) .....58.8 (238-405)
6. Cory Randolph (2002-05) .....57.9 (331-572)
7. Gary Schofield (1981-83) .....57.2 (637-1,113)
8. David Webber (1978-81) .....56.9 (149-262)
9. Tanner Price (2010-13) .....56.8 (824-1,451)
10. Jim Kemp (1991-93) .....56.0 (131-234)

## CAREER PASSING EFFICIENCY (MIN. 150 ATT.)

1. Riley Skinner (2006-09) .....136.92
2. John Wolford (2014-17) .....126.66
3. Foy White (1983-85) .....123.29
4. Ben Sankey (1996-99) .....120.12
5. James MacPherson (1999-02) .....118.30
6. Cory Randolph (2002-05) .....117.36
7. Rusty LaRue (1992-95) .....116.44
8. Keith West (1989-92) .....116.29
9. Tanner Price (2010-13) .....115.86
10. Gary Schofield (1981-83) .....115.31

# RUSHING

## SINGLE GAME RUSHING ATTEMPTS

- John Leach vs. Maryland (11/20/93) . . . . . 46
- James McDougald vs. Clemson (10/9/76) . . . . . 45
- Michael Ramseur vs. App. St. (9/25/82) . . . . . 42
- Morgan Kane vs. Georgia Tech (11/20/99) . . . . . 39
- James McDougald vs. Virginia (10/23/76) . . . . . 37
- Chris Barclay vs. NC State (10/22/05) . . . . . 36
- Tarence Williams at East Carolina (9/1/01) . . . . . 36
- Brian Piccolo vs. Duke (11/7/64) . . . . . 36
- Herman Lewis at Rutgers (11/8/97) . . . . . 36
- Seven times, last ...
- Chris Barclay at North Carolina (11/8/03) . . . . . 35

## SINGLE GAME RUSHING YARDS

- John Leach vs. Maryland (11/20/93) . . . . . 329
- Micah Andrews vs. Vanderbilt (9/1/05) . . . . . 254
- James McDougald vs. Clemson (10/9/76) . . . . . 249
- Nub Smith vs. William & Mary (10/22/49) . . . . . 246
- Chris Barclay vs. Maryland (11/29/03) . . . . . 243
- Josh Harris at Virginia Tech (10/16/10) . . . . . 241
- Matt Colburn at Syracuse (11/11/17) . . . . . 237
- Larry Hopkins vs. Clemson (10/17/70) . . . . . 230
- Larry Hopkins vs. Tulsa (10/16/71) . . . . . 230
- Morgan Kane vs. Georgia Tech (11/20/99) . . . . . 224
- James McDougald vs. Duke (11/10/79) . . . . . 213
- Morgan Kane at Army (9/11/99) . . . . . 211
- Chris Barclay vs. East Carolina (9/17/05) . . . . . 210
- Chris Barclay at Duke (11/29/05) . . . . . 204

## SINGLE GAME RUSHING YARDS BY A QB (SINCE 1954)

- Larry Russell vs. Virginia Tech (9/18/71) . . . . . 149
- John Wolford at Syracuse (11/11/17) . . . . . 136
- Freddie Summers vs. North Carolina (10/26/68) . . . . . 131
- John Mackovic vs. Virginia (9/19/64) . . . . . 131
- Larry Russell vs. William and Mary (11/6/71) . . . . . 128
- Larry Russell vs. Virginia (10/3/70) . . . . . 123

## MOST RUSHING TOUCHDOWNS

Game: 5, Joe Duncavage vs. Camp Davis (9/20/1941)

4, 11 times by eight players:

John Polanski vs. Western Maryland (10/21/39);

John Polanski at Davidson (11/30/39);

Red Cochran vs. South Carolina (at Charlotte, 11/26/42);

Fred Grant at NC State (10/16/43);

Larry Russell vs. Davidson (9/11/71);

Larry Russell vs. William & Mary (11/6/71);

James McDougald vs. Auburn (10/27/79);

Michael Ramseur at Maryland (10/16/82);

Michael Ramseur at Richmond (9/24/83);

Ovie Mughelli at Northern Illinois (8/29/02);

Chris Barclay vs. East Carolina (9/17/05)

## MOST RUSHING TOUCHDOWNS BY A QUARTERBACK

Game: 4, Larry Russell vs. Davidson (9/11/71);

Larry Russell vs. William & Mary (11/6/71)

## MOST RUSHING YARDS, CONSECUTIVE GAMES

416 John Leach, 1993 (87 vs. Georgia Tech, 329 vs. Maryland)

## MOST YARDS IN FIRST CAREER GAME


125 Micah Andrews vs. North Carolina A&T (9/18/04)

## SINGLE GAME YARDS PER CARRY

- Tony Gallovich vs. William Jewell (9/21/40) . . . . . 25.4 (7/178)
- Bill Barnes vs. William & Mary (9/22/56) . . . . . 22.1 (8/177)
- Tarence Williams vs. Ga Tech (10/14/00) . . . . . 15.7 (7/110)
- Kenneth Moore vs. Nebraska (9/8/07) . . . . . 14.9 (8/116)
- Nub Smith vs. William & Mary (10/22/49) . . . . . 13.7 (18/246)
- Josh Harris vs. Va Tech (10/16/10) . . . . . 12.1 (20/241)
- Larry Hopkins vs. Clemson (10/17/70) . . . . . 11.5 (20/230)
- Chris Barclay at Duke (10/29/05) . . . . . 11.3 (18/204)
- Josh Harris vs. Army (9/22/12) . . . . . 10.8 (12/129)
- Herman Lewis at Duke (10/25/97) . . . . . 10.7 (15/160)

## SEASON RUSHING ATTEMPTS

- Morgan Kane (1999) . . . . . 275
- James McDougald (1979) . . . . . 260
- Larry Russell (1971) . . . . . 256
- Brian Piccolo (1964) . . . . . 252
- Tarence Williams (2001) . . . . . 249
- Larry Hopkins (1971) . . . . . 249
- Michael Ramseur (1982) . . . . . 245
- Chris Barclay (2004) . . . . . 243
- James McDougald (1977) . . . . . 242
- Clark Gaines (1975) . . . . . 238



Chris Barclay

## CAREER RUSHING LEADERS

	Years	Rushes	Yards	Avg	TD	
1.	Chris Barclay	2002-05	840	4,032	4.8	40
2.	James McDougald	1976-79	880	3,811	4.3	30
3.	Michael Ramseur	1982-85	753	3,325	4.4	30
4.	Tarence Williams	1999-02	575	2,581	4.5	22
5.	Morgan Kane	1996-99	647	2,550	3.9	17
6.	Topper Clemons	1982-85	506	2,379	4.7	13
7.	John Leach	1990-93	474	2,246	4.7	17
8.	Josh Harris	2010-13	489	2,230	4.5	19
9.	Josh Adams	2007-10	545	2,212	4.1	22
	Larry Hopkins	1970-71	452	2,212	4.9	10
11.	Anthony Williams	1988-91	511	2,203	4.3	19
12.	Larry Russell	1969-71	639	1,923	3.0	29
13.	Brandon Pendergrass	2008-11	445	1,865	4.2	17
14.	Mark Young	1986-88	405	1,811	4.5	13
15.	<b>Matt Colburn II</b>	<b>2015-SA</b>	<b>383</b>	<b>1,769</b>	<b>4.6</b>	<b>10</b>
16.	Brian Piccolo	1962-64	413	1,735	4.2	19
17.	Ken Garrett	1970-72	322	1,673	5.2	9
18.	Bill Barnes	1954-56	336	1,607	4.8	10
19.	Darryl McGill	1984-87	344	1,569	4.6	13
20.	Micah Andrews	2004-07	327	1,561	4.8	12

## SEASON RUSHING YARDS

- Larry Hopkins (1971) . . . . . 1,228
- Chris Barclay (2003) . . . . . 1,192
- James McDougald (1979) . . . . . 1,177
- Morgan Kane (1999) . . . . . 1,161
- Chris Barclay (2005) . . . . . 1,127
- John Leach (1993) . . . . . 1,089
- Brian Piccolo (1964) . . . . . 1,044
- James McDougald (1976) . . . . . 1,018
- Tarence Williams (2001) . . . . . 1,018
- Bill Barnes (1956) . . . . . 1,010
- Chris Barclay (2004) . . . . . 1,010

## SEASON RUSHING YARDS BY A QB (SINCE 1954)

- Larry Russell (1971) . . . . . 803
- John Wolford (2017) . . . . . 683
- Larry Russell (1970) . . . . . 649
- John Wolford (2016) . . . . . 521
- Freddie Summers (1968) . . . . . 510

## SEASON RUSHING YARDS PER CARRY (MIN. 100 ATT.)

- Ken Garrett (1971) . . . . . 6.70 (129/864)
- Bill Barnes (1956) . . . . . 6.01 (168/1,010)
- Josh Harris (2010) . . . . . 5.71 (126/720)
- Micah Andrews (2005) . . . . . 5.65 (110/621)
- Topper Clemons (1985) . . . . . 5.59 (164/916)
- Topper Clemons (1984) . . . . . 5.34 (137/732)
- Nub Smith (1949) . . . . . 5.30 (108/572)
- Chris Barclay (2005) . . . . . 5.17 (218/1127)
- Bill Gregus (1948) . . . . . 5.15 (122/628)
- Tarence Williams (2000) . . . . . 5.08 (130/661)

## SEASON RUSHING YARDS PER GAME (MIN. 100 ATT.)

- Chris Barclay (2005) . . . . . 112.7
- Larry Hopkins (1971) . . . . . 111.6
- James McDougald (1979) . . . . . 107.0
- Morgan Kane (1999) . . . . . 105.5
- Brian Piccolo (1964) . . . . . 104.4
- Tarence Williams (2001) . . . . . 101.8
- Bill Barnes (1956) . . . . . 101.0

## SEASON RUSHING TOUCHDOWNS

- Brian Piccolo (1964) . . . . . 15
- Larry Russell (1971) . . . . . 15
- John Polanski (1939) . . . . . 13
- Ovie Mughelli (2002) . . . . . 12
- Chris Barclay (2003) . . . . . 12

## CAREER RUSHING ATTEMPTS

- James McDougald (1976-79) . . . . . 880
- Chris Barclay (2002-05) . . . . . 840
- Michael Ramseur (1982-85) . . . . . 753
- Morgan Kane (1996-99) . . . . . 647
- Larry Russell (1969-71) . . . . . 639
- Tarence Williams (1999-02) . . . . . 575
- Josh Adams (2007-10) . . . . . 545
- Anthony Williams (1988-91) . . . . . 511
- Topper Clemons (1982-85) . . . . . 506
- Josh Harris (2010-13) . . . . . 490

## CAREER RUSHING YARDS BY A QB (SINCE 1954)

- Larry Russell (1969-71) . . . . . 1,923
- John Wolford (2014-17) . . . . . 1,120
- Freddie Summers (1968-69) . . . . . 949
- Cory Randolph (2002-05) . . . . . 743
- Kendall Hinton (2015-SA) . . . . . 705**

## CAREER RUSHING TOUCHDOWNS BY A QB (SINCE 1954)

- Larry Russell (1969-71)
- John Wolford (2014-17)
- Freddie Summers (1968-69)

## CAREER RUSHING TOUCHDOWNS

- Chris Barclay (2002-05) . . . . . 40
- James McDougald (1976-79) . . . . . 30
- Michael Ramseur (1982-85) . . . . . 30
- Larry Russell (1969-71) . . . . . 29
- Tarence Williams (1999-02) . . . . . 22
- Josh Adams (2007-10) . . . . . 22
- Brian Piccolo (1962-64) . . . . . 19
- Anthony Williams (1988-91) . . . . . 19
- Josh Harris (2010-13) . . . . . 19
- Bill Gregus (1947-49) . . . . . 17
- Freddie Summers (1967-68) . . . . . 17
- John Leach (1990-93) . . . . . 17
- Morgan Kane (1996-99) . . . . . 17
- Brandon Pendergrass (2008-11) . . . . . 17

## CAREER RUSHING YARDS PER CARRY (MIN. 200 ATT.)

- \*Tony Gallovich (1939-42) . . . . . 5.94 (224 for 1,331)
- \*John Polanski (1939-42) . . . . . 5.41 (284 for 1,537)
- Ken Garrett (1970-72) . . . . . 5.20 (322 for 1,673)
- Jack Dolbin (1967-69) . . . . . 4.96 (204 for 1,011)
- Larry Hopkins (1970-71) . . . . . 4.89 (452 for 2,212)
- Josh Harris (2010-13) . . . . . 4.84 (364 for 1,760)
- Chris Barclay (2002-05) . . . . . 4.80 (840 for 4,032)
- Bill Barnes (1954-56) . . . . . 4.78 (336 for 1,607)
- Micah Andrews (2004-07) . . . . . 4.77 (327 for 1,561)
- John Leach (1990-93) . . . . . 4.74 (474 for 2,246)

\* Includes only 1939 and 1940 statistics.

## CAREER RUSHING YARDS PER GAME

- Larry Hopkins (1970-71) . . . . . 100.5
- Chris Barclay (2002-05) . . . . . 87.7
- James McDougald (1976-79) . . . . . 86.6
- Michael Ramseur (1982-85) . . . . . 79.2
- Tarence Williams (1999-02) . . . . . 69.8

## CONS. RUSHES WITHOUT A LOST FUMBLE (SINCE 1973)

- Chris Barclay 9/4/04-10/22/05 . . . . . 368
- Matt Colburn II 10/17/15-Current . . . . . 340**
- Anthony Williams 11/4/89-11/23/91 . . . . . 337
- Josh Harris 9/2/2010-10/6/2012 . . . . . 306
- Brandon Pendergrass 8/28/2008-10/9/2010 . . . . . 255
- Chris Barclay 10/19/02-11/15/03 . . . . . 253
- Morgan Kane 10/17/98-11/13/99 . . . . . 252
- Tarence Williams 11/17/02-career . . . . . 241

## TWO OPPOSING PLAYERS EACH WITH 200 YARDS RUSHING

Chris Barclay (243) and Bruce Perry (237), Maryland (11/29/03)

# 100-YARD GAMES

## RUSHING

### Chris Barclay (2002-05) 15

124	vs. Georgia Tech	10/11/03
163	at Duke	10/18/03
163	vs. Clemson	11/1/03
160	at North Carolina	11/8/03
243	vs. Maryland	11/29/03
179	at Clemson	9/4/04
134	vs. Duke	10/30/04
138	vs. North Carolina	11/13/04
103	at Maryland	11/27/04
210	vs. East Carolina	9/17/05
105	vs. Clemson	10/1/05
125	at Florida State	10/8/05
117	vs. NC State	10/22/05
204	at Duke	10/29/05
108	vs. Miami	11/12/05

### James McDougald (1976-79) 15

100	at Vanderbilt	9/18/76
249	vs. Clemson	10/9/76
167	vs. Virginia	10/23/76
142	at Duke	11/6/76
131	vs. Furman	9/10/77
136	vs. Vanderbilt	9/17/77
103	at NC State	9/24/77
150	at North Carolina	10/8/77
103	at South Carolina	11/18/78
111	vs. Appalachian St.	9/8/79
189	at Georgia	9/15/79
125	at Virginia Tech	10/6/79
147	vs. Auburn	10/27/79
213	vs. Duke	11/10/79
122	at South Carolina	11/17/79

### Michael Ramseur (1982-85) 13

191	vs. Appalachian St.	9/25/82
104	at Maryland	10/16/82
110	at Virginia	10/23/82
138	vs. Georgia Tech	11/13/82
132	at Richmond	9/24/83
118	vs. NC State	10/1/83
127	vs. Virginia Tech	9/8/84
171	vs. Appalachian St.	9/15/84
149	at NC State	9/22/84
116	at Richmond	10/6/84
112	vs. NC State	9/21/85
120	vs. Appalachian St.	9/28/85
144	vs. Duke	11/9/85

### Tarence Williams (1999-02) 12

110	at Georgia Tech	10/14/00
154	vs. Duke	11/4/00
158	at ECU	9/1/01
116	vs. Appalachian St.	9/8/01
100	vs. Maryland	9/22/01
113	vs. NC State	10/6/01
121	at Duke	10/13/01
101	at North Carolina	11/10/01
140	vs. Northern Illinois	11/24/01
101	vs. North Carolina	10/26/02
149	vs. Florida State	11/2/02
108	vs. Maryland	11/30/02

### Larry Hopkins (1970-71) 10

230	vs. Clemson	10/17/70
115	vs. North Carolina	10/24/70
103	at Duke	11/7/70
109	at Virginia Tech	9/18/71
125	at Maryland	10/2/71
180	at NC State	10/9/71
230	vs. Tulsa	10/16/71
143	at North Carolina	10/23/71
104	vs. William and Mary	11/6/71
103	vs. Duke	11/13/71

### Morgan Kane (1996-99) 8

131	at Clemson	9/28/96
146	at Duke	10/25/97
113	at Clemson	9/26/98
211	at Army West Point	9/11/99
147	vs. NC State	9/25/99
120	vs. Rutgers	10/2/99
128	vs. Maryland	10/9/99
224	vs. Georgia Tech	11/20/99

### Ken Garrett (1970-72) 7

141	at Duke	11/7/70
117	at NC State	10/9/71
159	vs. Tulsa	10/16/71
102	at Clemson	10/30/71
137	vs. Duke	11/13/71
142	at South Carolina	11/20/71
100	vs. Virginia Tech	11/25/72

### Brian Piccolo (1962-64) 7

103	at Tennessee	11/3/62
140	vs. South Carolina	11/14/63
154	at Virginia Tech	9/26/64
143	at Vanderbilt	10/10/64
100	at Maryland	10/24/64
115	vs. Duke	11/7/64
115	vs. NC State	11/20/64

### Larry Russell (1969-71) 7

123	at Virginia	10/3/70
122	Virginia Tech	10/10/70
106	at Duke	11/7/70
114	Davidson	9/11/71
149	at Virginia Tech	9/18/71
128	vs. William and Mary	11/6/71
112	at Duke	11/13/71

### Bill Barnes (1954-56) 6

177	at William and Mary	9/22/56
161	vs. Maryland	9/29/56
106	at North Carolina	10/27/56
118	vs. NC State	11/3/56
103	at Virginia Tech	11/10/56
139	vs. Duke	11/17/56

### Topper Clemons (1982-85) 6

122	at Duke	11/6/82
111	at North Carolina	10/8/83
182	at Richmond	10/8/84
129	vs. William and Mary	9/7/85
111	at Tennessee	10/5/85
126	vs. Virginia	10/26/85

### Anthony Williams (1988-91) 6

139	vs. Appalachian St.	11/19/88
132	at North Carolina	10/7/89
113	vs. Appalachian St.	9/8/90
136	vs. Army West Point	9/29/90
141	at Vanderbilt	11/24/90
132	vs. Appalachian St.	10/5/91

### Matt Colburn (2015-SA) 6

118	vs. Delaware	9/17/16
103	at Indiana	9/24/16
134	vs. Louisville	10/28/17
120	at Notre Dame	11/4/17
237	at Syracuse	11/11/17
150	vs. Texas A&M	12/29/17

### Josh Adams (2007-10) 5

140	vs. Florida State	10/11/07
131	vs. Navy	10/20/07
111	at Vanderbilt	11/24/07
111	at Miami	10/25/08
101	vs. Georgia Tech	10/2/10

### Clark Gaines (1974-75) 5

132	at South Carolina	11/16/74
124	vs. SMU	9/6/75
123	at NC State	9/13/75
117	at Virginia	10/25/75
132	at North Carolina	11/1/75

### John Leach (1990-93) 5

101	vs. Appalachian St.	9/12/92
116	vs. Oregon	12/31/92
111	vs. Appalachian St.	9/18/93
171	vs. Duke	10/23/93
329	vs. Maryland	11/20/93

### Mark Young (1986-88) 5

144	vs. NC State	9/19/87
179	vs. Appalachian St.	9/26/87
135	vs. Duke	11/7/87
118	vs. Illinois State	9/10/88
122	vs. Appalachian St.	11/19/88

### Micah Andrews (2004-07) 4

125	vs. NC A&T	9/18/04
254	vs. Vanderbilt	9/1/05
142	vs. East Carolina	9/17/05
142	vs. Syracuse	9/2/06

### Josh Harris (2010-13) 4

241	at Virginia Tech	10/16/10
138	at Vanderbilt	11/27/10
136	Florida State	10/8/11
129	Army West Point	9/22/12

### Darryl McGill (1984-87) 4

110	vs. Appalachian St.	9/6/86
114	at Army West Point	9/27/86
164	at Duke	11/8/86
129	vs. Richmond	9/12/87

### Jack Dolbin (1967-69) 3

122	vs. South Carolina	11/4/67
107	at Tulsa	11/11/67
108	vs. Maryland	11/17/67

### Tony Gallovich (1939-42) 3

143	at Miami (Fla.)	10/6/39
178	vs. William Jewell	9/21/40
226	Marshall	10/19/40

### Buzz Leavitt (1967-69) 3

103	vs. South Carolina	11/4/67
105	vs. Maryland	10/4/69
107	at Virginia	11/8/69

### Herman Lewis (1994-97) 3

149	at Georgia Tech	11/19/94
160	at Duke	10/25/97
129	at Rutgers	11/8/97

### Wayne McMillan (78, 80-81) 3

100	vs. The Citadel	9/20/80
134	at William and Mary	10/4/80
137	at Richmond	11/4/81

### Brandon Pendergrass (2008-11) 3

110	vs. Virginia	11/8/08
134	at Clemson	11/12/11
125	Maryland	11/19/11

### Tony Rogers (1987-90) 3

101	at Villanova	9/3/88
108	vs. Illinois State	9/10/88
106	vs. Tulsa	11/11/89

### Freddie Summers (1967-68) 3

115	vs. Maryland	11/17/67
121	vs. North Carolina	10/26/68
108	vs. Maryland	11/2/68

### Cade Carney (2016-SA) 2

108	at Duke	9/10/16
104	at NC State	10/1/16

### Frank Harsh (1972-75) 2

124	at Duke	11/11/72
168	vs. Virginia	11/18/72

### Andy Heck (1965-66) 2

118	vs. North Carolina	10/23/65
114	at Auburn	10/8/66

### Gary Johnson (1970-72) 2

110	at Florida State	9/26/70
130	at Maryland	10/2/71

### Neil MacLean (1957-59) 2

126	vs. Virginia Tech	9/27/58
106	at Auburn	11/22/58

### Kenneth Moore (2004-07) 2

165	at Maryland	11/25/06
119	vs. Nebraska	9/8/07

### Chip Rives (1984-87) 2

122	at Army West Point	9/27/86
107	vs. Georgia Tech	11/22/86

### Bill "Nub" Smith (1949-50) 2

246	vs. William & Mary	10/22/49
166	at South Carolina	11/26/49

### Alan White (1959-62) 2

131	at Virginia	10/28/61
113	at North Carolina	11/25/61

### De'Angelo Bryant (2003-07) 1

105	at Ole Miss	9/23/07
-----	-------------	---------

### Arkeem Byrd (2017-SA) 1

120	vs. Utah State	9/16/17
-----	----------------	---------

### Billy Churm (1951-53) 1

104	vs. Richmond	10/6/51
-----	--------------	---------

### Lee Clymer (1968) 1

111	vs. North Carolina	10/26/68
-----	--------------------	----------

### Corey Donald (1989, 91) 1

126	at Army West Point	9/23/89
-----	--------------------	---------

### Bill Gregus (1948-49) 1

132	vs. Georgetown	10/8/49
-----	----------------	---------

### Sherron Gudger (1992-94) 1

100	vs. Army West Point	10/1/94
-----	---------------------	---------

### Kevin Harris (2006-09) 1

136	vs. Navy	12/20/08
-----	----------	----------

### Clayton Heath (1972-73) 1

131	vs. South Carolina	10/13/73
-----	--------------------	----------

### Bruce Hillenbrand (1951-53) 1

107	vs. Villanova	10/3/53
-----	---------------	---------

### Kendall Hinton (2015-SA) 1

101	at Army West Point	9/19/15
-----	--------------------	---------

### Joe Koch (1950-52) 1

106	vs. Boston College	10/4/52
-----	--------------------	---------

### John Kronforst (1974) 1

108	vs. Virginia	10/26/74
-----	--------------	----------

### John Mackovic (1962-64) 1

131	at Virginia	9/19/64
-----	-------------	---------

### Nick Maravic (1953-54) 1

122	vs. Duke	11/13/54
-----	----------	----------

### Deandre Martin (2012) 1

115	vs. Army West Point	9/22/12
-----	---------------------	---------

### Bill Miller (1949-51) 1

115	vs. NC State	11/18/50
-----	--------------	----------

### Ned Moultrie (1990-93) 1

# 100-YARD GAMES

<b>Phil Denfield (1979-82)</b>	<b>3</b>
113 (12) vs. Maryland	10/17/81
115 (12) at Clemson	10/31/81
111 (7) at Duke	11/6/82
<b>Greg Dortch (2017-SA)</b>	<b>3</b>
110 (10) vs. Florida State	9/30/17
125 (8) at Georgia Tech	10/21/17
167 (10) vs. Louisville	10/28/17
<b>John Henry Mills (1988-92)</b>	<b>3</b>
101 (6) at Maryland	10/13/90
230 (14) at Duke	11/3/90
108 (12) at Northwestern	9/28/91
<b>Nate Morton (2003-06)</b>	<b>3</b>
142 (5) at East Carolina	9/11/04
114 (5) Virginia Tech	10/9/04
127 (6) Liberty	9/30/07
<b>Red O'Quinn (1946-49)</b>	<b>3</b>
129 (8) vs. South Carolina	11/28/46
116 (6) vs. William & Mary	10/22/49
150 (5) at NC State	11/12/49
<b>Duane Owens (1981-84)</b>	<b>3</b>
115 (9) vs. Appalachian St.	9/3/83
102 (6) at Georgia Tech	11/12/83
134 (8) at Duke	11/10/84
<b>Tim Ryan (1980-83)</b>	<b>3</b>
155 (10) at Virginia	10/24/81
112 (3) vs. Clemson (Tokyo)	11/27/82
109 (5) vs. Maryland	10/15/83
<b>Cam Serigne (2014-17)</b>	<b>3</b>
135 (5) vs. Duke	11/28/15
119 (7) at Syracuse	11/11/17
112 (9) vs. Texas A&M	12/29/17
<b>Scotty Washington (2016-SA)</b>	<b>3</b>
133 (6) vs. Louisville	10/28/17
113 (7) at Syracuse	11/11/17
138 (9) vs. Texas A&M	12/29/17
<b>Bob Allen (1958-60)</b>	<b>2</b>
121 (5) vs. NC State	11/5/60
107 (6) at South Carolina	11/26/60
<b>D.J. Boldin (2005, 07-08)</b>	<b>2</b>
123 (11) Ole Miss	9/6/08
116 (8) Navy	9/27/08
<b>James Brim (1983-86)</b>	<b>2</b>
194 (15) at NC State	9/20/86
185 (11) at Duke	11/8/86
<b>Devon Brown (2008-10)</b>	<b>2</b>
101 (5) at Boston College	9/26/09
101 (12) Miami	10/31/09
<b>Chris Davis (2002-05)</b>	<b>2</b>
112 (7) Boston College	9/25/04
108 (4) Miami	11/12/05
<b>Fabian Davis (1999-02)</b>	<b>2</b>
125 (9) vs. Georgia Tech	10/14/00
194 (8) at Navy	11/18/00
<b>Terence Davis (2010-12)</b>	<b>2</b>
100 (6) vs. Duke	9/29/12
130 (7) at Maryland	10/6/12
<b>Bobby Jones (1989-92)</b>	<b>2</b>
102 (6) vs. NC State	9/16/89
100 (2) at Navy	11/23/91
<b>Bob Ondilla (1951-53)</b>	<b>2</b>
120 (5) at G. Washington	10/19/51
109 (7) at South Carolina	11/26/53
<b>Roger Pettus (1991-94)</b>	<b>2</b>
107 (6) at North Carolina	10/9/93
110 (10) vs. Florida State	9/17/94
<b>David Richmond (1981-83)</b>	<b>2</b>
108 (8) at Virginia Tech	10/2/82
120 (6) vs. Clemson (Tokyo)	11/27/82
<b>Alex Bachman (2015-SA)</b>	<b>1</b>
116 (8) at Notre Dame	11/4/17
<b>Steve Brown (1987-90)</b>	<b>1</b>
100 (7) vs. NC State	9/16/89

<b>Marvin Chalmers (1998-99)</b>	<b>1</b>
121 (9) at Georgia Tech	11/21/98
<b>David Chambers (1983-86)</b>	<b>1</b>
154 (7) vs. Appalachian St.	9/6/86
<b>Dick Daniels (1954-56)</b>	<b>1</b>
124 (6) at Virginia Tech	11/10/56
<b>Danny Dembry (2008-11)</b>	<b>1</b>
126 (8) Gardner-Webb	9/17/11
<b>Tommy Gregg (1981-82, 84)</b>	<b>1</b>
161 (7) vs. Maryland	10/17/81
<b>Dexter Hawkins (79-80, 82-83)</b>	<b>1</b>
115 (5) vs. NC State	10/1/83
<b>Ken Henry (1965-67)</b>	<b>1</b>
103 (7) vs. North Carolina	10/23/65
<b>Bill Hull (1959-61)</b>	<b>1</b>
112 (6) vs. Maryland	10/22/60
<b>Ron Jurewicz (1967-69)</b>	<b>1</b>
101 (6) at Minnesota	10/5/68
<b>Cortez Lewis (2015-17)</b>	<b>1</b>
109 (6) at Florida State	10/15/16
<b>Jack Lewis (1950-52)</b>	<b>1</b>
103 (8) at Furman	11/22/52
<b>Pete Manning (1957-59)</b>	<b>1</b>
100 (3) vs. South Carolina	11/2/8/59
<b>Chris McCoy (1998-00)</b>	<b>1</b>
107 (6) at NC State	11/7/98
<b>Mike Mullen (1978-81)</b>	<b>1</b>
100 (7) at South Carolina	11/18/78
<b>Michael Ramseur (1982-85)</b>	<b>1</b>
106 (11) vs. NC State	9/21/85
<b>Orville Reynolds (2011-14)</b>	<b>1</b>
101 (3) vs. ULM	9/14/13
<b>Greg Scales (1984-86)</b>	<b>1</b>
108 (4) vs. Virginia	10/4/86
<b>Bill "Nub" Smith (1949-50)</b>	<b>1</b>
104 (4) at North Carolina	10/15/49
<b>Tom Smith (1977)</b>	<b>1</b>
107 (9) vs. Duke	11/5/77
<b>Kai Snead (1996)</b>	<b>1</b>
102 (2) at Georgia Tech	9/14/96
<b>Wendell Wells (1991-93)</b>	<b>1</b>
100 (3) at Maryland	10/17/92
<b>Rick White (1966-68)</b>	<b>1</b>
102 (8) at Minnesota	10/5/68
<b>Jonathan Williams (2013-15)</b>	<b>1</b>
143 (5) vs. Presbyterian	8/29/13
<b>Gary Winrow (1969-70)</b>	<b>1</b>
109 (9) at Clemson	10/18/69
<b>Steve Young (1974-77)</b>	<b>1</b>
113 (12) at Purdue	10/1/77

(/ - denotes receptions)

## GAMES WITH TWO 100-YARD RUSHERS (18)

- 9/26/64 at Virginia Tech (W, 38-21) -- Brian Piccolo, 154 yds/Wayne Welborn, 107 yds
- 11/4/67 vs. South Carolina (W, 35-21) -- Jack Dolbin, 122 yds/Buz Leavitt, 103 yds
- 11/17/67 vs. Maryland (W, 35-17) -- Jack Dolbin, 108 yds/Freddie Summers, 115 yds
- 10/26/68 vs. North Carolina (W, 48-31) -- Lee Clymer, 111 yds/Freddie Summers, 121 yds
- 11/7/70 at Duke (W, 28-14) -- Larry Hopkins, 103 yds/Ken Garrett, 141 yds
- 9/18/71 at Virginia Tech (L, 20-9) - Larry Russell, 149 yds/Larry Hopkins, 109 yds
- 10/2/71 at Maryland (W, 18-14) -- Larry Hopkins, 125 yds/Gary Johnson, 130 yds
- 10/9/71 at NC State (L, 14-21) -- Larry Hopkins, 180 yds/Ken Garrett, 117 yds
- 10/16/71 vs. Tulsa (W, 51-21) -- Larry Hopkins, 230 yds/Ken Garrett, 159 yds
- 11/6/71 vs. William & Mary (W, 36-29) -- Larry Russell, 128 yds/Larry Hopkins, 104 yds
- 10/6/84 at Richmond (W, 29-16) -- Michael Ramseur, 116 yds/Topper Clemons, 182 yds
- 9/27/86 at Army (W, 49-14) -- Darryl McGill, 114 yds/Chip Rives, 122 yds
- 9/10/88 vs. Illinois State (W, 35-0) -- Tony Rogers, 108 yds/Mark Young, 118 yds
- 11/19/88 vs. Appalachian St. (L, 10-15) -- Anthony Williams, 139 yds/Mark Young, 122 yds
- 10/25/97 vs. Duke (W, 38-24) -- Morgan Kane, 146 yds/Herman Lewis, 160 yds
- 9/17/05 vs. East Carolina (W, 44-34) -- Chris Barclay, 210 yds/Micah Andrews, 142 yds
- 9/22/12 vs. Army (W, 49-37) -- Josh Harris, 129 yds/Deandre Martin, 115 yds
- 11/11/17 at Syracuse (W, 64-41) -- Matt Colburn, 129 yds/John Wolford, 136 yds

## GAMES WITH TWO 100-YARD RECEIVERS (13)

- 10/5/68 at Minnesota (L, 24-19) - Ron Jurewicz, 101 yds/Rick White, 102 yds
- 11/27/82 vs. Clemson (Tokyo) (L, 21-17) -- David Richmond, 120 yds/Tim Ryan, 112 yds
- 9/16/89 vs. NC State (L, 27-17) - Steve Brown, 100 yds/Bobby Jones, 102 yds
- 9/28/91 at Northwestern (L, 41-14) - Todd Dixon, 113 yds/John Henry Mills, 108 yds
- 10/9/93 at North Carolina (L, 45-35) - Marlon Estes, 107 yds/Roger Pettus, 107 yds
- 11/23/96 at NC State (L, 37-22) - Desmond Clark, 110 yds/Thabiti Davis, 132 yds
- 9/25/97 vs. NC State (W, 19-18) - Desmond Clark, 134 yds/Jammie Deese, 104 yds
- 11/7/98 at NC State (L, 38-27) - Jammie Deese, 167 yds/Chris McCoy, 107 yds
- 11/21/98 at Ga. Tech (L, 63-35) - Jammie Deese, 141 yds/Marvin Chalmers, 121 yds
- 9/26/09 at Boston College (L, 27-24 OT) - Devon Brown, 101 yds/Marshall Williams, 180 yds
- 9/14/13 vs. ULM (L, 21-20) - Michael Campanaro, 177 yds/Orville Reynolds, 101 yds
- 10/28/17 vs. Louisville (W, 42-32) - Greg Dortch, 167 yds/Scotty Washington, 133 yds
- 12/29/17 vs. Texas A&M (W, 55-52) - Scotty Washington, 138 yds/Cam Serigne, 112 yds

## GAMES WITH THREE 100-YARD RECEIVERS (2)

- 10/17/81 vs. Maryland (L, 45-33) - Tommy Gregg, 161 yds/Phil Denfield, 113 yds/Kenny Duckett, 101 yds
- 11/11/17 at Syracuse (W, 64-41) - Tabari Hines, 124 yds/Cam Serigne, 119 yds/Scotty Washington, 113 yds

## GAMES WITH THREE 100-YARD RUSHERS (2)

- 11/7/70 vs. Duke (W, 28-14) - Ken Garrett, 141 yds/Larry Russell, 106 yds/Larry Hopkins, 103 yds.
- 11/13/71 vs. Duke (W 23-7) - Ken Garrett, 131 yds/Larry Russell 112 yds/Larry Hopkins, 103 yds.

## GAMES WITH A 100-YARD RUSHER/100-YARD RECEIVER (30)

- 10/22/49 vs. William & Mary (W, 55-28) - "Nub" Smith, 246 rush/Red O'Quinn, 116 rec
- 11/10/56 at Virginia Tech (T, 13-13) - Bill Barnes, 103 rush/Dick Daniels, 124 rec
- 10/23/65 vs. North Carolina (W, 12-10) - Andy Heck, 118 rush/Ken Henry, 103 rec
- 10/18/69 at Clemson (L, 28-14) - Larry Russell, 216 rush/Gary Winrow, 109 rec
- 11/18/78 at South Carolina (L, 37-14) - James McDougald, 103 rush/Mike Mullen, 100 rec
- 9/15/79 at Georgia (W, 22-21) - James McDougald, 189 rush/Wayne Baumgardner, 100 rec
- 10/6/79 at Virginia Tech (W, 19-14) - James McDougald, 125 rush/Wayne Baumgardner, 151 rec
- 10/27/79 vs. Auburn (W, 42-38) - James McDougald, 147 rush/Wayne Baumgardner, 159 rec
- 11/17/79 at South Carolina (L, 35-14) - James McDougald, 122 rush/Wayne Baumgardner, 122 rec
- 11/6/82 at Duke (L 46-26) - Topper Clemons, 122 rush/Phil Denfield, 111 rec
- 10/1/83 vs. NC State (L, 38-15) - Michael Ramseur, 118 rush/Dexter Hawkins, 115 rec
- 9/21/85 vs. NC State (L, 20-17) - Michael Ramseur, 112 rush/Michael Ramseur, 106 rec
- 9/6/86 vs. Appalachian State (W, 21-13) - Darryl McGill, 110 rush/David Chambers, 154 rec
- 11/8/86 at Duke (L, 38-36) - Darryl McGill, 164 rush/James Brim, 185 rec
- 10/7/89 at North Carolina (W, 17-16) - Anthony Williams, 132 rush/Ricky Proehl, 119 rec
- 12/31/92 vs. Oregon (W, 39-35) - John Leach 116 rush/Todd Dixon 166 rec
- 9/26/98 at Clemson (W, 29-19) - Morgan Kane, 113 rush/Desmond Clark, 110 rec
- 10/2/99 vs. Rutgers (W, 17-10) - Morgan Kane, 120 rush/Jammie Deese, 106 rec
- 10/14/00 at Georgia Tech (L, 52-20) - Terence Williams, 110 rush/Fabian Davis, 125 rec
- 11/18/00 at Navy (W, 49-26) - Chris McCoy 196 rush/Fabian Davis, 194 rec
- 11/3/01 at Virginia (W, 34-30) - Fred Staton, 151 rush/Jason Anderson, 150 rec
- 11/8/03 at North Carolina (L, 42-34) - Chris Barclay, 160 rush/Jason Anderson, 147 rec
- 9/4/04 at Clemson (L, 37-30, 2ot) - Chris Barclay, 179 rush/Jason Anderson, 139 rec
- 9/11/04 at East Carolina (W, 31-17) - Cory Randolph, 107 rush/Nate Morton, 142 rec
- 11/12/05 vs. Miami (L, 47-17) - Chris Barclay, 108 rush/Chris Davis, 104 rec
- 10/20/07 at Navy (W, 44-24) - Josh Adams, 131 rush/Kenneth Moore, 181 rec
- 10/8/11 vs. Florida State (W, 35-30) - Josh Harris, 136 rush/Chris Givens, 101 rec
- 11/19/11 vs. Maryland (W31-10) - Brandon Pendergrass, 125 rush/Chris Givens, 191 rec
- 9/16/17 vs. Utah State (W, 46-10) - Arkeem Byrd, 120 rush/Tabari Hines, 129 rec
- 11/4/17 at Notre Dame (L, 48-37) - Matt Colburn II, 120 rush/Alex Bachman 116 rec

## GAME WITH TWO 100-YARD RUSHERS/ONE 100-YARD RECEIVER (2)

- 9/10/88 vs. Illinois St. (W, 35-0) - Tony Rogers, 108 rush/Mark Young, 118 rush/Ricky Proehl, 109 rec.
- 9/22/12 vs. Army (W, 49-37) - J. Harris, 129 rush/D. Martin 115 rush/M. Campanaro 153 rec.

# RECEIVING

## SINGLE GAME RECEPTIONS

1. Michael Campanaro vs. ULM (9/14/14)\* ..... 16
- Michael Campanaro vs. BC (11/3/12)\* ..... 16
3. James Brim at NC State (9/20/86) ..... 15
- Marlon Estes vs. NC State (11/18/95) ..... 15
- Kenneth Moore at Boston College (9/1/07) ..... 15
- Kenneth Moore at Navy (10/20/07) ..... 15
7. John Henry Mills at Duke (11/3/90) ..... 14
8. Marlon Estes at Duke (10/28/95) ..... 13
- Desmond Clark vs. Duke (11/16/96) ..... 13
- Michael Campanaro vs. UNC (9/8/12) ..... 13

\* - Tied for ACC Record

## SINGLE GAME RECEIVING YARDS

1. Wayne Baumgardner at S. Carolina (11/15/80) ..... 271
2. John Henry Mills at Duke (11/3/90) ..... 230
3. James Brim at NC State (9/20/86) ..... 194
- Fabian Davis at Navy (11/18/00) ..... 194
5. Chris Givens vs. Maryland (11/19/11) ..... 191
6. James Brim at Duke (11/8/86) ..... 185
- Ricky Proehl vs. Duke (11/4/89) ..... 185
8. Kenneth Moore at Navy (10/20/07) ..... 181
9. Marshall Williams at BC (9/26/09) ..... 180
10. Maron Estes vs. NC State (11/18/95) ..... 178

## MOST TOUCHDOWN RECEPTIONS

- Game: 4, Greg Dortch vs. Louisville (10/28/17)  
 3, seven times:  
 Herb Cline at G. Washington (11/20/41)  
 Red O'Quinn vs. William & Mary (10/22/49)  
 John Zeglinski at So. Carolina (11/15/75)  
 Kenny Duckett vs. Maryland (10/17/81)  
 Todd Dixon at Duke (11/7/92)  
 Marlon Estes vs. NC State (11/18/95)  
 Michael Campanaro vs. Boston College (11/3/12)  
 Cam Serigne at Syracuse (11/11/17)  
 Tabari Hines vs. NC State (11/18/17)

## SINGLE GAME YARDS PER RECEPTION (MIN. 100 YARDS)

1. Todd Dixon (Western Carolina, 1991) .. 61.0 (2/122)
2. Jason Anderson (Oregon, 2002) ..... 52.3 (3/157)
3. Kai Snead (Georgia Tech, 1996) ..... 51.0 (2/102)
4. Bobby Jones (Navy, 1991) ..... 50.0 (2/100)
5. Chris Givens (Duke, 2010) ..... 39.8 (4/159)

## MOST 100-YARD RECEIVING GAMES

- Season: 8, Wayne Baumgardner, 1979  
 7, Chris Givens, 2011  
 Career: 12, Ricky Proehl (1986-89)

## MOST CONSECUTIVE 100-YARD GAMES

- 4 by Chris Givens (2011)  
 4 by Wayne Baumgardner (1979)  
 3 by Ricky Proehl (1989)  
 3 by Jammie Deese (1998)

## CONSECUTIVE GAMES WITH A RECEPTION

1. Jammie Deese (9/21/96-career) ..... 42
2. Wayne Baumgardner (9/30/78-10/3/81) ..... 38
3. Cam Serigne (8/28/14-8/31/17) ..... 37
4. Todd Dixon (11/17/90-career) ..... 35
5. Desmond Clark (10/28/96-11/14/98) ..... 33
- Ricky Proehl (9/12/87-career) ..... 33

## SEASON RECEPTIONS

1. Kenneth Moore (2007) ..... 98
2. Chris Givens (2011) ..... 83
3. D.J. Boldin (2008) ..... 81
4. Michael Campanaro (2012) ..... 79
5. Desmond Clark (1997) ..... 72
6. Marlon Estes (1995) ..... 68
- Jammie Deese (1998) ..... 68
8. Michael Campanaro (2013) ..... 67
9. James Brim (1986) ..... 66
10. Ricky Proehl (1989) ..... 65



Michael Campanaro

## CAREER RECEPTION LEADERS

	Years	Rec.	Yards	Avg.	TD
1. Michael Campanaro	2010-13	229	2,506	10.9	14
2. Desmond Clark	1995-98	216	2,834	13.1	20
3. Ricky Proehl	1986-89	188	2,949	15.7	25
4. Jammie Deese	1996-99	184	2,348	12.8	11
5. Cam Serigne	2014-17	174	2,075	11.9	21
6. Chris Givens	2009-11	163	2,473	15.2	21
7. Thabiti Davis	1994-97	161	1,865	11.6	12
8. James Brim	1983-86	153	2,040	13.3	12
9. John Henry Mills	1988-92	142	1,652	11.6	6
10. Wayne Baumgardner	1978-81	141	2,431	17.2	13
11. Kenneth Moore	2004-07	139	1,458	10.5	7
12. Todd Dixon	1990-93	134	2,300	17.2	22
13. Red O'Quinn	1946-49	124	1,895	15.3	21
14. Tabari Hines	2015-17	123	1,496	12.2	13
15. Steve Brown	1987-90	122	1,678	13.8	3
16. Nate Morton	2004-07	117	1,650	14.1	7
17. Jason Anderson	2001-04	115	2,066	18.0	15
18. Tim Ryan	1980-83	111	1,591	14.3	10
19. Marshall Williams	2008-10	110	1,529	13.9	10
Devon Brown	2008-10	110	1,107	10.1	8

## SEASON RECEIVING YARDS

1. Chris Givens (2011) ..... 1,330
2. Ricky Proehl (1989) ..... 1,053
3. Kenneth Moore (2007) ..... 1,011
4. Wayne Baumgardner (1979) ..... 1,000
5. Desmond Clark (1997) ..... 950
6. James Brim (1986) ..... 930
7. Marshall Williams (2009) ..... 867
8. Desmond Clark (1998) ..... 866
9. D.J. Boldin (2008) ..... 848
10. Ricky Proehl (1988) ..... 845

## SEASON TOUCHDOWN RECEPTIONS

1. Kenny Duckett (1980) ..... 12
2. Ricky Proehl (1989) ..... 11
3. **Greg Dortch (2017)** ..... 9
- Cam Serigne (2017) ..... 9
- Marlon Estes (1995) ..... 9
- Chris Givens (2011) ..... 9
7. Chris Givens (2009) ..... 8
- John Zeglinski (1975) ..... 8
- Wayne Baumgardner (1979) ..... 8
- Ricky Proehl (1988) ..... 8
- Desmond Clark (1998) ..... 8

## SEASON AVERAGE PER RECEPTION (MIN. 25 REC)

1. Todd Dixon (1991) ..... 19.9 (35/695)
2. Wayne Baumgardner (1980) ..... 18.6 (41/764)
3. Bobby Allen (1959) ..... 18.5 (25/462)
4. Wayne Baumgardner (1979) ..... 18.2 (55/1,000)
5. Fabian Davis (2000) ..... 18.1 (33/596)
6. Jason Anderson (2003) ..... 17.1 (44/751)
7. David Richmond (1983) ..... 17.04 (27/460)
- Roger Pettus (1993) ..... 17.00 (30/510)
9. Todd Dixon (1993) ..... 16.91 (33/558)
- Jason Anderson (2001) ..... 16.86 (28/472)

## CAREER RECEIVING YARDS

1. Ricky Proehl (1986-89) ..... 2,949
2. Desmond Clark (1995-98) ..... 2,834
3. Michael Campanaro (2010-13) ..... 2,506
4. Chris Givens (2009-11) ..... 2,473
5. Wayne Baumgardner (1978-81) ..... 2,431
6. Jammie Deese (1996-99) ..... 2,348
7. Todd Dixon (1990-93) ..... 2,300
8. Cam Serigne (2014-17) ..... 2,075
9. Jason Anderson (2001-04) ..... 2,066
10. James Brim (1983-86) ..... 2,040

## CAREER RECEIVING TOUCHDOWNS

1. Ricky Proehl (1986-89) ..... 25
2. Todd Dixon (1990-93) ..... 22
3. Cam Serigne (2014-17) ..... 21
- Red O'Quinn (1946-49) ..... 21
- Chris Givens (2009-11) ..... 21
6. Desmond Clark (1995-98) ..... 20
7. Kenny Duckett (1978-81) ..... 19
8. Jason Anderson (2001-04) ..... 15
9. Michael Campanaro (2010-13) ..... 14
10. Tabari Hines (2015-17) ..... 13
- Greg Scales (1984-87) ..... 13
- Wayne Baumgardner (1978-81) ..... 13

## CAREER AVG. PER RECEPTION (MIN. 75 REC.)

1. Jason Anderson (2001-04) ..... 18.0 (115/2,066)
2. Wayne Baumgardner (1978-81) ..... 17.24 (141/2,431)
3. Todd Dixon (1990-93) ..... 17.16 (134/2,300)
4. Ricky Proehl (1986-89) ..... 15.7 (188/2,949)
5. Fabian Davis (1999-02) ..... 15.6 (100/1,557)
6. Red O'Quinn (1946-49) ..... 15.3 (124/1,895)
7. Chris Givens (2009-11) ..... 15.2 (163/2,473)
8. Bill Millner (1973-76) ..... 14.37 (75 of 1078)
9. Tim Ryan (1980-83) ..... 14.33 (111/1,591)
10. Nate Morton (2003-06) ..... 14.1 (117/1,640)

## SINGLE GAME RECEPTIONS BY A RUNNING BACK

- 11 Michael Ramseur vs. NC State, 1985

## SEASON RECEPTIONS (RUNNING BACKS)

1. Michael Ramseur (1985) ..... 54
2. Albert Kirby (1979) ..... 48
3. John Leach (1993) ..... 41
4. Morgan Kane (1997) ..... 39
5. Josh Adams (2007) ..... 34

## SEASON RECEIVING YARDS (RUNNING BACKS)

1. Ron Jurewicz (1969) ..... 451
2. Michael Ramseur (1985) ..... 450
3. Morgan Kane (1997) ..... 350
4. John Leach (1993) ..... 340
5. Albert Kirby 1979) ..... 329

## MOST TOUCHDOWN RECEPTIONS BY A RUNNING BACK

- Game: 2, Tommy Bohanon vs. Duke (9/29/12)  
 Tommy Bohanon vs. Clemson (10/25/12)  
 Donnie Frederick vs. Virginia (10/28/61)  
 Jim Dalrymple vs. Maryland (9/20/58)

Season: 5, John Parham, 1955

Tommy Bohanon, 2012

Career: 7, Tommy Bohanon, 2009-12

# RECEIVING/SCORING

## CAREER RECEPTIONS (RUNNING BACKS)

1. Michael Ramseur (1982-85) . . . . . 109
2. John Leach (1990-93) . . . . . 107
3. Dan Dougherty (1980-83) . . . . . 93
4. Morgan Kane (1996-99) . . . . . 91
5. Josh Adams (2007-10) . . . . . 85

## CAREER RECEIVING YARDS (RUNNING BACKS)

1. John Leach (1990-93) . . . . . 986
2. Michael Ramseur (1982-85) . . . . . 825
3. Morgan Kane (1996-99) . . . . . 731
4. Ron Jurewicz (1967-69) . . . . . 699
5. Joe Carazo (1963-65) . . . . . 625

## SINGLE GAME RECEPTIONS BY A TIGHT END

- 14 John Henry Mills vs. Duke, 1990

## SEASON RECEPTIONS (TIGHT ENDS)

1. Cam Serigne (2014) . . . . . 54
2. John Henry Mills (1991) . . . . . 51
- Phil Denfeld (1981) . . . . . 51
- Steve Young (1977) . . . . . 51
5. Cam Serigne (2015) . . . . . 46
- John Henry Mills (1990) . . . . . 46

## SEASON RECEIVING YARDS (TIGHT ENDS)

1. John Henry Mills (1990) . . . . . 623
2. Cam Serigne (2015) . . . . . 562
3. John Henry Mills (1991) . . . . . 559
4. Cam Serigne (2017) . . . . . 556
5. Cam Serigne (2014) . . . . . 531

## CAREER RECEPTIONS (TIGHT ENDS)

1. Cam Serigne (2014-17) . . . . . 174
2. John Henry Mills (1989-92) . . . . . 142
3. Steve Young (1974-77) . . . . . 108
4. Phil Denfeld (1980-82) . . . . . 100
5. Mike Mullen (1978-81) . . . . . 78

## CAREER RECEIVING YARDS (TIGHT ENDS)

1. Cam Serigne (2014-17) . . . . . 2,075
2. John Henry Mills (1989-92) . . . . . 1,652
3. Steve Young (1974-77) . . . . . 1,173
4. Phil Denfeld (1980-82) . . . . . 963
5. Mike Mullen (1978-81) . . . . . 887

## MOST TOUCHDOWN RECEPTIONS BY A TIGHT END


**Game:** 3, Cam Serigne at Syracuse (11/11/17)

**Season:** 9, Cam Serigne, 2017

**Career:** 21, Cam Serigne, 2014-17

## MOST CONSECUTIVE GAMES WITH A TOUCHDOWN CATCH

**Game:** 6, Desmond Clark, 1998 (Navy thru UNC)



Sam Swank

## CAREER SCORING LEADERS

	Years	TDs	FGs	2PTs	PATs	Points
1. Sam Swank	2005-08	0	71	0	124	337
2. Mike Weaver	2014-17	0	68	0	123	327
3. Jimmy Newman	2009-12	0	42	0	121	247
4. Chris Barclay	2002-05	40	0	0	0	240
5. Wilson Hoyle	1986-89	0	37	0	119	230
6. Matthew Burdick	1996-99	0	46	0	79	217
7. Michael Ramseur	1982-85	32	0	1	0	194
8. James McDougald	1976-79	32	0	0	0	192
9. Larry Russell	1969-71	29	0	3	0	180
10. Ricky Proehl	1986-89	29	0	0	0	174
11. Mike Green	1990-93	0	33	0	54	153
12. Phil Denfeld	1979-82	4	22	0	61	151
13. Matt Wisnosky	2002-04	0	25	0	75	150
14. Todd Dixon	1990-93	24	0	1	0	146
15. Chris Givens	2009-11	24	0	0	0	144
16. Brian Piccolo	1962-64	21	1	11	0	140
17. Josh Adams	2007-10	23	0	0	0	138
18. Tarence Williams	1999-02	22	0	1	0	134
19. Red O'Quinn	1946-49	22	0	0	0	132
20. Morgan Kane	1996-99	21	0	0	0	126

## SINGLE GAME TOUCHDOWNS SCORED

1. Joe Duncavage vs. Camp Davis (9/20/1941) . . . . . 5
2. John Polanski at Davidson (11/30/39) . . . . . 4
- Red Cochran vs. South Carolina (11/26/42) . . . . . 4
- Fred Grant at NC State (10/16/43) . . . . . 4
- Larry Russell vs. Davidson (9/11/71) . . . . . 4
- Larry Russell vs. William & Mary (11/6/71) . . . . . 4
- James McDougald vs. Auburn (10/27/79) . . . . . 4
- Michael Ramseur at Maryland (10/16/82) . . . . . 4
- Michael Ramseur at Richmond (9/24/83) . . . . . 4
- Ovie Mughelli at Northern Illinois (8/29/03) . . . . . 4
- Chris Barclay vs. East Carolina (9/17/05) . . . . . 4
- Greg Dortch vs. Louisville (10/28/17) . . . . . 4**

## SINGLE GAME POINTS SCORED

- 31 Joe Duncavage vs. Camp Davis (9/20/1941)  
(5 touchdowns, 1 PAT)
- 28 John Polanski vs. Davidson (11/30/1939)  
(4 touchdowns, 4 PATs)

## SEASON POINTS SCORED

1. Mike Weaver (2017) . . . . . 115
2. Brian Piccolo (1964) . . . . . 111
3. Sam Swank (2006) . . . . . 102
4. Sam Swank (2007) . . . . . 98
5. Larry Russell (1971) . . . . . 94
6. Mike Weaver (2016) . . . . . 91
- John Polanski (1939) . . . . . 91
8. Jimmy Newman (2011) . . . . . 90
9. Sam Swank (2005) . . . . . 86
10. Matt Wisnosky (2002) . . . . . 84

## SEASON TOUCHDOWNS SCORED

1. Brian Piccolo (1964) . . . . . 17
2. Larry Russell (1971) . . . . . 15
3. John Polanski (1939) . . . . . 14
4. Rock Brinkley (1944) . . . . . 13
- James McDougald (1979) . . . . . 13
6. Kenny Duckett (1980) . . . . . 12
- Chip Rives (1986) . . . . . 12
- Morgan Kane (1999) . . . . . 12
- Ovie Mughelli (2002) . . . . . 12
- Chris Barclay (2003) . . . . . 12
- Josh Adams (2007) . . . . . 12

## CAREER TOUCHDOWNS SCORED

1. Chris Barclay (2002-05) . . . . . 40
2. James McDougald (1976-79) . . . . . 32
- Michael Ramseur (1982-85) . . . . . 32
4. Larry Russell (1969-71) . . . . . 29
- Ricky Proehl (1986-89) . . . . . 29
- Rock Brinkley (1944-46) . . . . . 25
6. Todd Dixon (1990-93) . . . . . 24
- Chris Givens (2009-11) . . . . . 24
8. Josh Adams (2007-10) . . . . . 23
9. Red O'Quinn (1964-49) . . . . . 22
- Tarence Williams (1999-02) . . . . . 22

# TOTAL OFFENSE/ALL-PURPOSE YARDS

## TOTAL OFFENSE

### SINGLE GAME TOTAL OFFENSE PLAYS

1. Rusty LaRue at Duke (10/28/95)	82
2. Rusty LaRue vs. NC State (11/18/95)	74
3. Rusty LaRue vs. Georgia Tech (11/4/95)	72
4. Gary Schofield vs. Maryland (10/17/81)	71
5. Ben Sankey vs. Duke (11/13/99)	69
6. Gary Schofield at Maryland (10/16/82)	68
Brian Kuklick at NC State (11/23/96)	68
Kendall Hinton vs. Indiana (9/26/15)	68
9. John Wolford vs. Texas A&M (12/29/17)	64
10. Brian Kuklick at NC State (11/7/98)	63

### MOST TOTAL OFFENSE PLAYS, HALF

57 Rusty LaRue at Duke (10/28/95)
52 Rusty LaRue vs. NC State (11/18/95)

### SINGLE GAME TOTAL OFFENSE YARDS (RUSH/PASS)

1. Rusty LaRue vs. NC State (11/18/95)	554 (9/545)
2. Rusty LaRue vs. Georgia Tech (11/4/95)	514 (13/501)
3. John Wolford vs. Syracuse (11/11/17)	499 (136/363)
4. John Wolford vs. Louisville (10/28/17)	475 (14/461)
5. John Wolford vs. Texas A&M (12/29/17)	468 (68/400)
6. Rusty LaRue at Duke (10/28/95)	464 (-14/478)
7. Cory Randolph at East Carolina (9/11/04)	451 (107/344)
8. Gary Schofield vs. Maryland (10/17/81)	443 (-61/504)
9. Mike Elkins at NC State (9/20/86)	429 (0/429)
10. Jay Venuto at South Carolina (11/15/80)	402 (-45/ 447)

### SEASON TOTAL OFFENSE PLAYS

1. John Wolford (2017)	514
2. Rusty LaRue (1995)	505
3. Tanner Price (2013)	501
4. Tanner Price (2011)	500
5. Tanner Price (2012)	487
6. Jay Venuto (1980)	480
7. Brian Kuklick (1996)	476
8. Brian Kuklick (1998)	474
9. John Wolford (2014)	471
10. Riley Skinner (2009)	470

### SEASON TOTAL OFFENSE YARDS

1. John Wolford (2017)	3,875 (683 r, 3,192 p)
2. Riley Skinner (2009)	3,216 (56 r, 3,160 p)
3. Tanner Price (2011)	2,964 (-53 r, 3,017 p)
4. Phil Barnhill (1989)	2,820 (366 r, 2,454 p)
5. Rusty LaRue (1995)	2,801 (26 r, 2,775 p)
6. Brian Kuklick (1998)	2,574 (-109 r, 2,683 p)
7. Riley Skinner (2008)	2,491 (144 r, 2,347 p)
8. Jay Venuto (1979)	2,485 (53 r, 2,432 p)
9. Tanner Price (2013)	2,472 (239 r, 2,233 p)
10. Brian Kuklick (1996)	2,454 (-72 r, 2,526 p)

### SEASON TOUCHDOWNS RESPONSIBLE FOR

1. John Wolford (2017)	39
2. Riley Skinner, 2009	28
3. Jay Venuto, 1980	22
4. Tanner Price, 2011	21
5. Phillip Barnhill, 1989	20
6. Gary Schofield, 1981	19
7. Tanner Price, 2013	18
8. Six times, last...	
Rusty LaRue, 1995	17

### SEASON YARDS PER PLAY

1. John Wolford (2017)	7.54
2. Mike Elkins, 1988	6.95
3. James MacPherson, 2002	6.92
4. Riley Skinner, 2009	6.84
5. Ken Garrett, 1971	6.65
6. Cory Randolph, 2003	6.40
7. Keith West, 1990	6.38
8. Riley Skinner, 2006	6.35
9. Dickie Davis, 1951	6.27
10. Norm Snead, 1959	6.26



John Wolford

## CAREER TOTAL OFFENSE LEADERS

	Rushing	Passing	Total Yards
1. Riley Skinner (2006-09)	161	9,762	9,923
2. John Wolford (2014-17)	1,120	8,794	9,914
3. Tanner Price (2010-13)	280	8,899	9,179
4. Brian Kuklick (1994-98)	-179	8,017	7,838
4. Mike Elkins (1985-88)	-134	7,304	7,170
5. Gary Schofield (1981-83)	-421	7,205	6,784
7. Rusty LaRue (1992-95)	-8	5,016	5,008
8. James MacPherson (1999-02)	231	4,716	4,947
9. Jay Venuto (1979-80)	-141	5,056	4,915
10. Cory Randolph (2002-05)	743	3,899	4,642
11. Keith West (1989-92)	-148	4,748	4,600
12. Phil Barnhill (1987-90)	478	3,931	4,409
13. Chris Barclay (2002-05)	4,032	0	4,032
14. Norman Snead (1958-60)	-54	4,040	3,986
15. James McDougald (1976-79)	3,811	12	3,823
16. Larry Russell (1969-71)	1,923	1,755	3,678
17. Mike McGlamry (1974-77)	-83	3,684	3,601
18. Freddie Summers (1967-68)	949	2,573	3,522
19. Michael Ramseur (1982-85)	3,325	0	3,325
20. Ben Sankey (1996-99)	432	2,750	3,182



Chris Barclay

## CAREER ALL-PURPOSE YARDS LEADERS

	Yards
1. Chris Barclay (2002-05)	4,930
2. James McDougald (1976-79)	4,272
3. Michael Ramseur (1982-85)	4,218
4. John Leach (1990-93)	4,167
5. Anthony Williams (1988-91)	4,039
6. Ricky Proehl (1986-89)	3,736
7. Michael Campanaro (2010-13)	3,728
8. Fabian Davis (1999-02)	3,711
9. Chris Givens (2009-11)	3,509
10. John Zeglinski (1974-77)	3,396
11. Morgan Kane (1996-99)	3,298
12. Kevin Marion (2004-07)	3,200
13. Bill Barnes (1954-56)	3,159
Jammie Deese (1996-99)	3,159
15. Topper Clemons (1982-85)	3,123
16. Kenny Duckett (1977-81)	3,113
17. Todd Dixon (1990-93)	3,072
18. Mark Young (1986-88)	3,030
19. Darryl McGill (1984-87)	2,972
20. Kenneth Moore (2004-07)	2,944

### SEASON YARDS PER GAME

1. John Wolford, 2017	322.9
2. Riley Skinner, 2009	268.0
3. Phillip Barnhill, 1989	256.4
4. Rusty LaRue, 1995	254.6
5. Mike Elkins, 1986	244.3
6. Brian Kuklick, 1997	236.9
7. Brian Kuklick, 1998	234.0
8. Tanner Price, 2011	228.0
9. Jay Venuto, 1979	225.9
10. Brian Kuklick, 1996	223.1

### CAREER TOTAL OFFENSE PLAYS

1. Tanner Price (2010-13)	1,804
2. John Wolford (2014-17)	1,720
3. Riley Skinner (2006-09)	1,636
4. Brian Kuklick (1994-98)	1,468
5. Gary Schofield (1981-83)	1,246
6. Mike Elkins (1985-88)	1,240
7. John Wolford (2014-SA)	1,206
8. Larry Russell (1969-71)	974
9. Rusty LaRue (1992-95)	950
10. Jay Venuto (1979-80)	923

### CAREER TOUCHDOWNS RESPONSIBLE FOR

1. John Wolford (2014-17)	78
2. Tanner Price (2010-13)	65
3. Riley Skinner (2006-09)	65
4. Brian Kuklick (1994-98)	50
5. Gary Schofield (1981-83)	47

### CAREER YARDS PER PLAY (MIN. 200 PLAYS)

1. James MacPherson (1999-02)	6.23
2. Riley Skinner (2006-09)	6.07
3. Mike Elkins (1985-88)	5.78
4. John Wolford (2014-17)	5.76
5. Keith West (1989-92)	5.69

### CAREER YARDS PER GAME

1. Mike Elkins (1985-88)	224.1
2. Jay Venuto (1979-80)	223.4
3. Gary Schofield (1981-83)	212.0
4. John Wolford (2014-17)	210.9
5. Phillip Barnhill (1987-90)	210.0

## ALL-PURPOSE YARDS

### SINGLE GAME ALL-PURPOSE YARDAGE

1. John Leach vs. Maryland (11/20/93)	411
2. Chris Barclay vs. Maryland (11/29/03)	316
3. Todd Dixon vs. Vanderbilt (9/4/93)	292
4. Micah Andrews vs. Vanderbilt (9/1/05)	287
5. Nub Smith vs. William & Mary (10/22/49)	272
6. Wayne Baumgardner at S. Carolina (11/15/80)	271
7. Chris Barclay at Duke (10/29/05)	265
Billy Ray Barnes at William & Mary (9/22/56)	265
9. Greg Dortch vs. Georgia Tech (10/21/17)	258
10. James McDougald vs. Clemson (10/9/76)	249

# ALL-PURPOSE YARDS/PLACEKICKING

## SEASON ALL-PURPOSE YARDAGE

1.	Kenneth Moore (2007)	1,854
2.	Fabian Davis (2002)	1,747
3.	John Zeglinski (1975)	1,730
4.	John Leach (1993)	1,691
5.	Anthony Williams (1990)	1,606
6.	Chris Barclay (2005)	1,508
7.	Bill Barnes (1956)	1,491
8.	Mark Young (1988)	1,444
9.	Chris Givens (2011)	1,440
10.	Chris Barclay (2003)	1,394

## SEASON ALL-PURPOSE YARDAGE (PER GAME)

1.	<b>Greg Dortch (2017)</b>	<b>161.2</b>
2.	John Zeglinski (1975)	157.3
3.	John Leach (1993)	153.7
4.	Chris Barclay (2005)	150.8
5.	Bill Barnes (1956)	149.1
6.	Anthony Williams (1990)	146.0
7.	Kenneth Moore (2007)	142.6
8.	Fabian Davis (2002)	134.4
9.	Todd Dixon (1993)	133.0
10.	Mark Young (1988)	131.3

## PLACEKICKING

### SINGLE GAME PATS MADE

8	Joe Bunch at Virginia (10/25/75)
8	Dave Behrmann at Vanderbilt (11/24/90)

### SINGLE GAME FIELD GOALS MADE

5	Wilson Hoyle at North Carolina (10/10/87)
5	Mike Green vs. Maryland (10/19/91)

### SINGLE GAME FIELD GOALS ATTEMPTED

7	Sam Swank vs. Florida State (9/20/08)
6	Chuck Ramsey vs. Florida State (9/15/73)
6	Mike Green vs. Maryland (10/19/91)

### SEASON FIELD GOAL PERCENTAGE

Min. 10 made	.923 (12-13), Jimmy Newman (2010)
Min. 15 made	.800 (16-20), Wilson Hoyle (1987)



Wilson Hoyle



Matthew Burdick

## LONGEST FIELD GOALS

	Player	Opponent	Date	Yds
1.	Sam Swank	at NC State	10/14/06	53
	Sam Swank	at NC State	10/14/06	53
	Matthew Burdick	Appalachian State	10/3/98	53
	Wade Tollison	Appalachian State	9/8/90	53
5.	Sam Swank	Navy	10/20/07	52
	Sam Swank	at Clemson	11/10/07	52
	Sam Swank	Liberty	9/30/06	52
	Sam Swank	Miami	11/12/05	52
9.	Chad Hedlund	Maryland	10/19/13	51
	Sam Swank	at Florida State	11/11/06	51
	Sam Swank	at NC State	10/14/06	51
	Sam Swank	at Nebraska	9/10/05	51
	Wade Tollison	Appalachian State	9/12/92	51
	Wilson Hoyle	at NC State	9/17/89	51
	Steve Schonert	at South Carolina	11/18/78	51
16.	Mike Weaver	Clemson	11/6/14	50
	Tyler Ashe	Appalachian State	8/31/00	50
	Bill Hollows	at Clemson	9/28/96	50
19.	Wilson Hoyle	at Clemson	10/31/87	49
	Wilson Hoyle	Boston University	9/13/86	49
	Chuck Ramsey	Miami	9/25/71	49

## 50-YARD FIELD GOALS MADE

Game	3	Sam Swank at NC State, 10/14/06*
Season	5	Sam Swank (2006)
Career	9	Sam Swank (2005-08)

## MOST CONSECUTIVE FIELD GOALS AT START OF CAREER

10	Mike Weaver, 2014
----	-------------------

## SEASON PATS MADE

1.	Mike Weaver (2017)	52
2.	Sam Swank (2007)	44
3.	Wilson Hoyle (1986)	41
4.	Jimmy Newman (2011)	39
5.	Wilson Hoyle (1988)	34
	Jimmy Newman (2009)	34

## SEASON PATS ATTEMPTED

1.	Mike Weaver (2017)	56
2.	Sam Swank (2007)	44
3.	Wilson Hoyle (1986)	42
4.	Jimmy Newman (2011)	41
5.	Matt Wisnosky (2002)	36
6.	Wilson Hoyle (1988)	34
	Tyler Ashe (2001)	34
	Jimmy Newman (2009)	34

## SEASON FIELD GOALS MADE

1.	Sam Swank (2006)	23
2.	Mike Weaver (2016)	21
	Mike Weaver (2017)	21
4.	Sam Swank (2005)	19
5.	Sam Swank (2007)	18

## SEASON FIELD GOALS ATTEMPTED

1.	Sam Swank (2006)	31
2.	Mike Weaver (2016)	27
3.	Matt Wisnosky (2002)	25
	Mike Weaver (2017)	25
5.	Sam Swank (2005)	24

## CAREER PATS MADE

1.	Sam Swank (2005-08)	124
2.	Mike Weaver (2014-17)	123
3.	Jimmy Newman (2009-12)	121
4.	Wilson Hoyle (1986-89)	119
5.	Matthew Burdick (1996-99)	79

## CAREER PATS ATTEMPTED

1.	Sam Swank (2005-08)	125
2.	Jimmy Newman (2009-12)	123
3.	Wilson Hoyle (1986-89)	121

4.	Matthew Burdick (1996-99)	82
5.	Matt Wisnosky (2002-04)	80

## CAREER PAT PCT. (MIN. 40 MADE)

1.	Sam Swank (2005-08)	.992 (124-125)
2.	Jimmy Newman (2009-12)	.984 (121-123)
3.	Wilson Hoyle (1986-89)	.983 (119-121)
4.	Tyler Ashe (1998-01)	.965 (55-57)
5.	Matt Burdick (1996-99)	.963 (79-82)

## CAREER FIELD GOALS MADE

1.	Sam Swank (2005-08)	71
2.	Mike Weaver (2014-17)	68
3.	Matthew Burdick (1996-99)	46
4.	Jimmy Newman (2009-12)	42
5.	Wilson Hoyle (1986-89)	37

## CAREER FIELD GOALS ATTEMPTED

1.	Sam Swank (2005-08)	93
2.	Mike Weaver (2014-17)	89
3.	Matthew Burdick (1996-99)	67
4.	Jimmy Newman (2009-12)	58
5.	Wilson Hoyle (1986-89)	53

## CAREER FIELD GOAL PCT. (MIN. 20 MADE)

1.	Mike Weaver (2014-17)	.764 (68-89)
1.	Sam Swank (2005-08)	.763 (71-93)
3.	Jimmy Newman (2009-12)	.724 (42-58)
4.	Wilson Hoyle (1986-89)	.698 (37-53)
5.	Matthew Burdick (1996-99)	.687 (46-67)

## MOST CONSECUTIVE PATS MADE

1.	Sam Swank (9/1/06-11/30/08)	121
2.	Jimmy Newman (9/19/09-9/1/11)	67
3.	Wilson Hoyle (11/21/87-end of career)	60
4.	Matthew Burdick (9/10/98-end of career)	50
5.	Phil Denfeld (11/8/80-10/24/82)	44

## MOST CONSECUTIVE FIELD GOALS MADE

1.	Jimmy Newman (9/1/11-11/5/11)	14
2.	Jimmy Newman (9/2/10-9/1/11)	13
3.	Sam Swank (10/8/05-11/12/05)	11
4.	Mike Weaver (8/28/14-11/6/14)	10
	Mike Weaver (8/31/17-9/30/17)	10
	Matthew Burdick (10/30/99-12/25/99)	10
	Wilson Hoyle (9/12/87-10/17/87)	10

\* NCAA Record

# PUNTING/PUNT RETURNS/KICK RETURNS

## PUNT RETURNS

### MOST PUNT RETURNS, GAME

- 8 Digit Laughridge vs. S. Carolina (11/9/68)
- James Bland vs. NC State (11/1/52)

### MOST PUNT RETURN YARDS, GAME

- 142 George Coghill vs Navy (11/23/91)
- 107 Todd Dixon vs Duke (10/23/1993)
- 106 Gunter Brewer vs. Boston U. (9/13/86)
- 94 Digit Laughridge vs. S. Carolina (11/9/68)
- 93 George Coghill, Ga Tech (11/14/92)

### PUNT RETURN TOUCHDOWNS:

- Game: 2, Johnny Cox, Davidson, 1927
- Season: 2, Johnny Cox, 1927
- Career: 2, George Coghill (1989-92)
- 2, Fabian Davis, 1999-02)

### MOST PUNTS RETURNED SEASON

- 1. Tom Fetzer, 1947 43
- 2. George Coghill, 1992 40
- 3. Fabian Davis, 2002 39
- 4. Kenny Moore, 2007 34
- Digit Laughridge, 1968 34

### MOST PUNT RETURN YARDS SEASON

- 1. George Coghill, 1992 405
- 2. Tom Fetzer, 1947 377
- 3. Fabian Davis 363
- 4. Kenny Moore, 2007 355
- 5. Reggie Austin, 1999 329

### SEASON PUNT RETURN AVERAGE (MIN. 10 PR)

- 1. George Coghill, 1990 14.5
- 2. Dickie Davis, 1949 13.0
- 3. Kenny Moore, 2006 13.0
- 4. Todd Dixon, 1993 12.8
- 5. Lovell Jackson, 2012 12.8

### MOST PUNTS RETURNED CAREER

- 1. Willie Idlette (2003-06) 93
- 2. George Coghill (1989-92) 85
- 3. Digit Laughridge (1966-68) 82
- 4. Fabian Davis (1999-02) 75
- 5. John Zeglinski (1974-77) 70

### MOST PUNT RETURN YARDS CAREER

- 1. George Coghill (1989-92) 1,002
- 2. Fabian Davis (1999-02) 722
- 3. Willie Idlette (2003-06) 566
- 4. Tom Fetzer (1946-48) 552
- 5. John Zeglinski (1974-77) 545

### PUNT RETURN AVERAGE CAREER (MIN 15 PR)

- 1. George Coghill (1989-92) 11.8
- 2. Bill Barnes (1954-56) 11.4
- 3. Kenny Moore (2004-07) 11.0
- 4. Reggie McCummings (1982-85) 10.4
- 5. John Parham (1950-51, 53-55) 10.4


## KICKOFF RETURNS

### MOST KICKOFFS RETURNED GAME

- 1. Donnie Frederick vs. Duke (11/17/62) 7
- Brent Morehead vs. North Carolina (11/12/94) 7
- 3. by many, most recent John Armstrong at Louisville, (11/12/2016) 6

### SINGLE GAME KICKOFF RETURN YARDS

- 1. Anthony Williams vs. Maryland (10/13/90) . . . . .195
- 2. Tom Lockridge vs. NC State (11/24/73) . . . . .194
- 3. John Stone vs. Duke (11/13/99) . . . . .188
- 4. Donnie Frederick vs. Duke (11/17/62) . . . . .184
- 5. Kevin Marion vs. North Carolina (10/27/07) . . . . .181



Ryan Plackemeier

## CAREER PUNTING AVERAGE LEADERS (MIN 100 PUNTS)

	Avg.
1. Ryan Plackemeier (2002-05).....	45.3
2. Chuck Ramsey (1971-73).....	44.0
3. Harry Newsome (1981-84).....	43.6
4. <b>Dom Maggio (2016-SA).....</b>	<b>43.0</b>
5. Alex Kinal (2012-15).....	41.8
6. Tripp Moore (1996-98).....	40.6
7. Sam Swank (2005-08).....	40.1
8. Martin Bailey (1985-88).....	40.0
9. Wayne Wolff (1958-60).....	39.8
10. Matt Brennie (1999-01).....	39.2

## SEASON PUNTING AVERAGE LEADERS (MIN 30 PUNTS)

	Avg.
1. Ryan Plackemeier (2005).....	47.2
2. Ryan Plackemeier (2003).....	45.6
3. Harry Newsome (1983).....	45.5
4. Chuck Ramsey (1973).....	44.8
5. Harry Newsome (1984).....	44.12
6. <b>Dom Maggio (2017).....</b>	<b>44.06</b>
7. Ryan Plackemeier (2004).....	43.9
8. Alex Kinal (2015).....	43.8
9. Martin Bailey (1988).....	43.7
10. Alex Kinal (2014).....	43.6

## MOST KICKOFFS RETURNED FOR A TOUCHDOWN

- Season: 2, Larry Spencer, 1952
- Career: 3, John Stone (1998-01)

## SEASON KICKOFF RETURNS

- 1. Anthony Williams (1989).....34
- 2. Lovell Jackson (2011).....33
- 3. John Stone (2000).....32
- 4. George Ervin (1977).....31
- 5. Donnie Frederick (1962).....29

## SEASON KICKOFF RETURN YARDS

- 1. Kevin Marion (2007).....876
- 2. John Stone (2000).....789
- 3. Anthony Williams (1990).....740
- 4. Lovell Jackson (2011).....700
- 5. Michael Campanaro (2010).....679

## SEASON KICKOFF RETURN AVERAGE (MIN. 10)

- 1. Larry Spencer (1952).....42.2
- 2. Kevin Marion (2007).....31.3
- 3. John Stone (1999).....29.9
- 4. Bill Barnes (1956).....28.6
- 5. John Stone (2001).....26.7

## CAREER KICKOFF RETURNS

- 1. Kevin Marion (2004-07).....88
- 2. Anthony Williams (1988-91).....87
- 3. John Stone (1999-01).....75
- 4. Lovell Jackson (2009-12).....64
- 5. Kenny Duckett (1977-81).....62

## CAREER KICKOFF RETURN YARDS

- 1. Kevin Marion (2004-07).....2,160
- 2. John Stone (1999-01).....1,906
- 3. Anthony Williams (1988-91).....1,762
- 4. Lovell Jackson (2009-12).....1,412
- 5. Kenny Duckett (1977-81).....1,251

## CAREER KICKOFF RETURN AVERAGE (MIN. 20)

- 1. Larry Spencer (1950-52).....30.6
- 2. Bill Barnes (1954-56).....27.0
- 3. John Stone (1999-01).....26.4
- 4. Kevin Marion (2004-07).....24.5
- 5. Myles Savage (1994-97).....24.33
- 6. Tom Lockridge (1973-74).....24.26

## PUNTING

### MOST PUNTS

- Career: 337, Alex Kinal (2012-15) \*\*
- Season: 95, Alex Kinal (2012) ^
- Game: 13, three times:  
Red Cochran at North Carolina (11/16/46)  
Chuck Ramsey vs. Maryland (10/20/73)  
Alexander Kinal at FSU (9/15/12)

### MOST YARDS PUNTING

- Career: 14,102, Alex Kinal (2012-15) \*\*
- Season: 3,896, Chuck Ramsey (1973)
- Game: 601, Chuck Ramsey vs. Maryland (10/20/73) ^

### MOST 50-YARD PUNTS

- Game: 8, Alex Kinal vs. Boston College (10/10/15)
- Season: 29, Ryan Plackemeier, 2005
- Career: 74, Ryan Plackemeier, 2002-05

### MOST 60-YARD PUNTS

- Season: 13, Ryan Plackemeier, 2005\*\*

### BEST PUNTING AVERAGE

- Career: 45.3 (9,957 yards, 220 punts), Ryan Plackemeier (2002-05)\*\*
- Season: 47.2 (3,165 yards on 67 punts), Ryan Plackemeier (2005)
- Game: 56.4 (282 yards on 5 punts), (min. 5) Ryan Plackemeier at Georgia Tech (11/5/05)
- 48.3 (483 yards on 10 punts), (min. 10) Ryan Plackemeier at Florida State (10/25/03)

### MOST GAMES WITH 40-YARD AVERAGE

- Season: 11, Alex Kinal, 2014
- Career: 37, Ryan Plackemeier, 2002-05\*\*

### MOST GAMES WITH 50-YARD AVERAGE

- Season: 4, Ryan Plackemeier, 2005
- Career: 7, Ryan Plackemeier, 2002-05\*\*

### LONGEST LEGENDARY PUNT

- 99 yards - Harry Rabenhorst at NC State (11/27/1919) (75 in air, 24 roll)

^ - ACC Record      \*\* - NCAA Record

# TACKLES

## SINGLE GAME TOTAL TACKLES

- Ernie Purnsley vs. Army (10/3/87) . . . . . 29
- Ed Stetz vs. Clemson (10/30/71) . . . . . 29
- Ed Stetz vs. Houston (11/21/70) . . . . . 25
- Ed Stetz vs. NC State (11/14/70) . . . . . 25
- Brad White vs. Navy (11/23/02) . . . . . 24
- Bill Armstrong vs. Kansas State (9/27/75) . . . . . 24
- Jimmie Simmons vs. Army (10/3/87) . . . . . 23
- Ernie Purnsley vs. NC State (9/20/86) . . . . . 23
- Scott Roberts vs. Georgia Tech (11/22/86) . . . . . 23
- Kevin Giles vs. North Carolina (9/5/92) . . . . . 23

## SINGLE GAME SOLO TACKLES

- 19, Ed Stetz at Houston (11/21/70)

## SINGLE GAME TACKLES FOR LOSS

- 6, Calvin Pace vs. Duke (10/12/02)
- 6, Nate Bolling vs. Maryland (9/22/01)
- 5.5, Marquel Lee vs. Syracuse (10/8/16)

## SINGLE GAME SACKS

- 4.0, Mike McCrary at Maryland (10/17/92)
- 3.0, Duke Ejiiofor at Duke (9/10/16)
- 3.0, Kyle Wilber vs. Presbyterian (9/2/10)
- 3.0, Fred Robbins vs. Arizona State (12/25/99)
- 3.0, Mike McCrary vs. Duke (11/9/91)

## SEASON TOTAL TACKLES

- Ed Stetz (1971) . . . . . 203
- Ed Stetz (1970) . . . . . 191
- Bill Armstrong (1975) . . . . . 177
- Scott Roberts (1986) . . . . . 159
- Carlos Bradley (1979) . . . . . 157
- Eddie Purnsley (1986) . . . . . 154
- James Parker (1979) . . . . . 146
- Marc Hester (1979) . . . . . 144
- Carlos Bradley (1980) . . . . . 142
- Lamont Scales (1989) . . . . . 142

## SEASON SOLO TACKLES

- Ed Stetz (1971) . . . . . 126
- Bill Armstrong (1975) . . . . . 123
- Ed Stetz (1970) . . . . . 104
- Kevin Giles (1994) . . . . . 99
- James Parker (1979) . . . . . 93
- Tucker Grace (1995) . . . . . 92
- Carlos Bradley (1979) . . . . . 90
- Marc Hester (1979) . . . . . 83
- Bill Armstrong (1976) . . . . . 83
- Mark Lancaster (1977) . . . . . 82

## SEASON TACKLES FOR LOSS

- Mike McCrary (1992) . . . . . 23
- Calvin Pace (2002) . . . . . 22
- Nate Bolling (2001) . . . . . 21
- Marquel Lee (2016) . . . . . 20
- Nikita Whitlock (2013) . . . . . 19
- Tucker Grace (1995) . . . . . 19
- Bryan Ray (1999) . . . . . 19
- Calvin Pace (2001) . . . . . 18
- Dred Booe (1993) . . . . . 18
- Duke Ejiiofor (2016) . . . . . 17

## SEASON SACKS

- Mike McCrary (1992) . . . . . 15
- Duke Ejiiofor (2016) . . . . . 10.5
- Calvin Pace (2001) . . . . . 10
- Mike McCrary (1991) . . . . . 10
- Bryan Ray (1999) . . . . . 10
- Nikita Whitlock (2013) . . . . . 9
- Maurice Miller (1992) . . . . . 9
- Calvin Pace (2000) . . . . . 9
- Calvin Pace (2002) . . . . . 8
- Marquel Lee (2016) . . . . . 7.5



Ed Stetz

## CAREER TACKLE LEADERS

	Tackles
1. Ed Stetz (1969-71) . . . . .	460
2. Carlos Bradley (1978-80) . . . . .	431
3. Kevin Giles (1991-94) . . . . .	410
4. Bill Armstrong (1973-76) . . . . .	402
5. Kelvin Moses (1994-99) . . . . .	399
6. Ernie Purnsley (1985-88) . . . . .	385
7. Reggie McCummings (1983-85) . . . . .	374
8. Jimmie Simmons (1984-87) . . . . .	346
9. Aaron Curry (2005-08) . . . . .	332
10. Ryan Janvion (2013-16) . . . . .	328
11. Brandon Chubb (2012-15) . . . . .	326
12. Marc Hester (1977-79) . . . . .	322
13. Rory Holt (1982-86) . . . . .	319
14. Lamont Scales (1989-92) . . . . .	311
15. Tony Scott (1981-85) . . . . .	306
16. Tucker Grace (1992-95) . . . . .	302
17. Jon Abbate (2004-06) . . . . .	297
James Parker (1976-79) . . . . .	297
19. Dustin Lyman (1996-99) . . . . .	293
20. Marquel Lee (2013-16) . . . . .	291

## SEASON TACKLES PER GAME

- Ed Stetz (1971) . . . . . 18.5
- Ed Stetz (1970) . . . . . 17.4
- Bill Armstrong (1975) . . . . . 16.1
- Scott Roberts (1986) . . . . . 14.5
- Carlos Bradley (1979) . . . . . 14.3
- Ernie Purnsley (1986) . . . . . 14.0
- James Parker (1979) . . . . . 13.3
- Marc Hester (1979) . . . . . 13.1

## CAREER SOLO TACKLES

- Bill Armstrong (1973-76) . . . . . 271
- Ed Stetz (1969-71) . . . . . 271
- Kevin Giles (1991-94) . . . . . 247
- Kelvin Moses (1994-99) . . . . . 239
- Carlos Bradley (1978-80) . . . . . 219
- Tucker Grace (1992-95) . . . . . 212
- Ronnie Burgess (1981-84) . . . . . 211
- Reggie McCummings (1983-85) . . . . . 207
- Aaron Curry (2005-08) . . . . . 207
- James Parker (1976-79) . . . . . 202
- Rory Holt (1982-86) . . . . . 200
- Marc Hester (1977-79) . . . . . 196
- Maurice Miller (1989-92) . . . . . 192
- Tony Scott (1981-85) . . . . . 188
- Jimmie Simmons (1984-87) . . . . . 180
- Caron Bracy (2001-04) . . . . . 180
- Mark Lancaster (1977-79) . . . . . 179
- Lamont Scales (1989-92) . . . . . 177
- DaLawn Parrish (1995, 97-99) . . . . . 177
- Quintin Williams (2000-03) . . . . . 175

## CAREER TACKLES FOR LOSS

- Calvin Pace (1999-02) . . . . . 54
- Nikita Whitlock (2010-13) . . . . . 49
- Mike McCrary (1989-92) . . . . . 46
- Aaron Curry (2005-08) . . . . . 45.5
- Fred Robbins (1996-98) . . . . . 44
- Duke Ejiiofor (2014-17) . . . . . 43
- Marquel Lee (2013-16) . . . . . 42
- Nate Bolling (1998-01) . . . . . 40
- Bryan Ray (1997-00) . . . . . 39
- Kelvin Moses (1994-99) . . . . . 37

## CAREER SACKS

- Mike McCrary (1989-92) . . . . . 30
- Calvin Pace (1999-02) . . . . . 29
- Duke Ejiiofor (2014-17) . . . . . 23.5
- Bryan Ray (1997-00) . . . . . 19
- Nikita Whitlock (2010-13) . . . . . 18.5
- James Parker (1976-79) . . . . . 15
- Fred Robbins (1996-99) . . . . . 15
- Kyle Wilber (2008-11) . . . . . 13.5
- Rudy Thompson (1989-92) . . . . . 13
- Matt Robinson (2004-05, 07-08) . . . . . 12.5
- Boo Robinson (2006-09) . . . . . 12.5

## FUMBLE RECOVERIES

- Game . . . . . 3, Tylor Harris at Louisville (9/27/14)
- Season . . . . . 5, Kevin Giles (1994)
- Career . . . . . 7, Aaron Curry (2005-08)
- . . . . . 7, Gary Baldinger (1982-85)

## BLOCKED KICKS

- Game: . . . . . 2, Tylor Harris, Utah State (9/13/2014)
- Season: . . . . . 3, Tylor Harris, 2014
- Career: . . . . . 5, Tylor Harris (2012-15)
- . . . . . 5, Alphonso Smith (2005-08)

## SINGLE GAME BLOCKED PUNTS

- Buck Garrison vs. VMI (10/23/43)
- Ed Stowers vs. NC State (10/2/54)

# INTERCEPTIONS

## MOST PASSES INTERCEPTED, GAME

- 4 Nick Sacrinty at Clemson (12/1/45) ^
- A.J. Greene at Georgia Tech (11/21/87) ^
- 3 Bill Barnes at Virginia (11/12/55)

## CONSECUTIVE GAMES WITH AN INTERCEPTION

- 4 Josh Gattis, 2006
- Ronnie Burgess, 1983
- Joe Carazo, 1965

## MOST PASSES INTERCEPTED, QUARTER

- 2 Bill Barnes at Virginia (11/12/55) (2Q)
- Joe Carazo vs. Vanderbilt (10/2/65) (4Q)
- AJ Greene vs. Georgia Tech (11/27/87) (2Q)
- Alphonso Smith vs. Maryland (11/25/06) (2Q)
- Alex Frye vs. Duke (9/11/10) (2Q)

## MOST PASSES DEFENDED, GAME

- 6 Brad Watson vs. Duke (2015)
- Alphonso Smith vs. Miami (2008) (5 PBU, 1 INT)
- 4 AJ Greene vs. Richmond (1987)
- AJ Greene vs. Illinois State (1988)
- George Coghill vs. Tulsa (1989)
- Eric King vs. Florida State (2003)
- Alphonso Smith vs. Florida State (2008)
- Brandon Ghee vs. Maryland (2009)
- Merrill Noel vs Virginia Tech (2011)

## CONSECUTIVE INTERCEPTIONS RETURNED FOR TD

- 3 Alphonso Smith (2007)
- (vs. Boston College, Maryland, Duke)

## SEASON INTERCEPTION LEADERS

	Interceptions
1. Alphonso Smith (2007)	.8
2. A.J. Greene (1987)	.7
Alphonso Smith (2008)	.7
4. Josh Bush (2011)	.6
Ronnie Burgess (1983)	.6
Andy Harper (1966)	.6
Joe Carazo (1965)	.6
8. Steve Bowden (1971)	.5
James Royster (1977)	.5
Reggie McCummings (1984)	.5
Ronnie Burgess (1984)	.5
Josh Gattis (2005)	.5
Jessie Bates III (2016)	.5

## SEASON INTERCEPTION RETURN YARDAGE LEADERS

	Int. Return Yards
1. Aaron Curry (2007)	.226**
2. Alphonso Smith (2007)	.166
3. Jessie Bates III (2016)	.158
4. A.J. Greene (1987)	.128
5. Eric King (2003)	.127
6. Josh Gattis (2005)	.126
7. Larry Spencer (1950)	.124
8. Josh Bush (2011)	.115
9. Kevin Patterson (2008)	.107
10. Kevin Patterson (2007)	.104

## SEASON PASSES DEFENDED (since 1981)

	Passes Defended
1. <b>Essang Bassey (2017)</b>	.19
Merrill Noel (2011)	.19
3. Brad Watson (2015)	.18
A.J. Greene (1987)	.18
Kevin Johnson (2012)	.18
6. George Coghill (1989)	.17
7. Kevin Johnson (2013)	.15
Eric King (2003)	.15
9. Chip Vaughn (2007)	.14
Riley Swanson (2006)	.14
Tony Mosley (1987)	.14
Tony Mosley (1988)	.14
<b>Amari Henderson (2017)</b>	.14



Alphonso Smith

## CAREER INTERCEPTION LEADERS

	Interceptions	Yds	TD
1. Alphonso Smith (2005-08)	21**	249	4
2. Ronnie Burgess (1981-84)	17	176	0
A.J. Greene (1985-88)	17	175	2
4. James Royster (1975-78)	13	92	0
5. Josh Gattis (2003-06)	12	138	1
George Coghill (1989-92)	12	169	2
7. Bill Barnes (1954-56)	11	161	0
Joe Carazo (1963-65)	11	9	0
9. Terry Kuharchek (1968-70)	10	35	0
10. Andy Harper (1964-66)	9	74	0
Digit Laughridge (1966-68)	9	88	1
Chuck Reiley (1959-61)	9	79	0
Reggie Austin (1996-99)	9	62	0

\*\* ACC Record

## CAREER INTERCEPTION LEADERS

	Interceptions
1. Alphonso Smith (2005-08)	21**
2. Ronnie Burgess (1981-84)	17
A.J. Greene (1985-88)	17
4. James Royster (1975-78)	13
5. Josh Gattis (2003-06)	12
George Coghill (1989-92)	12
7. Bill Barnes (1954-56)	11
Joe Carazo (1963-65)	11
9. Terry Kuharchek (1968-70)	10
10. Andy Harper (1964-66)	9
Digit Laughridge (1966-68)	9
Chuck Reiley (1959-61)	9
Reggie Austin (1996-99)	9

## CAREER INTERCEPTION RETURN YARDAGE LEADERS

	Int. Return Yards
1. Aaron Curry (2005-08)	.278
2. Alphonso Smith (2005-08)	.249
3. Jessie Bates III (2016-17)	.195
4. Ronnie Burgess (1981-84)	.176
Josh Bush (2008-11)	.176
6. A.J. Greene (1985-88)	.175
7. Kevin Patterson (2005-08)	.174
8. Josh Gattis (2003-06)	.169
9. Bill Barnes (1954-56)	.161
10. Quinton Williams (2000-03)	.148
11. D'Angelo Solomon (1994-97)	.146
12. Eric King (2001-04)	.143


## CAREER PASSES DEFENDED (since 1981)

	Passes Defended
1. A.J. Greene (1985-88)	.63
2. Alphonso Smith (2005-08)	.61
3. Eric King (2001-04)	.46
4. George Coghill (1989-92)	.46
5. Kevin Johnson (2010, 2012-14)	.42
6. Ronnie Burgess (1981-84)	.41
7. Merrill Noel (2011-14)	.39
8. Kenny Okoro (2009-12)	.38
9. Tony Mosley (1986-88)	.35
10. D'Angelo Solomon (1994-97)	.33

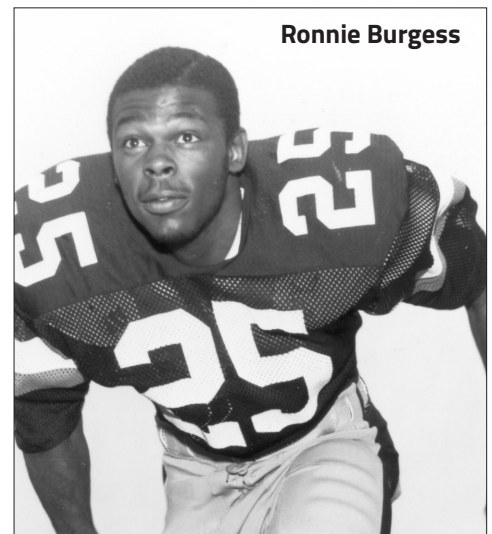
\*\* - ACC Record

^ - Ties ACC Record

\$ - NCAA record for linebackers



A.J. Greene



Ronnie Burgess

# LONG PLAYS

## LONGEST PASS COMPLETIONS

Yds	Players (Passer/Receiver)	Opponent
1. 85*	Benjamin Mauk to Jason Anderson	at Clemson (9/4/2004)
85*	Gary Schofield to Tim Ryan	Clemson <sup>1</sup> (11/27/1982)
3. 81*	Marshall Williams ^ to Chris Givens	Duke (9/11/2010)
4. 80*	Riley Skinner to Marshall Williams	Elon (9/19/2009)
80*	Jim Kemp to Todd Dixon	at Northwestern (9/25/1993)
6. 79*	Tanner Price to Chris Givens	Virginia Tech (10/15/2011)
79*	Cory Randolph to Jason Anderson	East Carolina (9/20/2003)
8. 78*	Kendall Hinton to Cortez Lewis	Louisville (10/30/2015)
78*	Tanner Price to Chris Givens	at Virginia Tech (10/16/2010)
78	Cory Randolph to Jax Landfried	at Maryland (11/30/2002)
11. 76	Brian Kuklick to Herman Lewis	Appalachian State (8/29/1996)
12. 75	Norm Snead to Neil MacLean	at Clemson (11/21/1959)
75*	Brian Kuklick to Kai Snead	at Georgia Tech (9/14/1996)
13. 74*	Cory Randolph to Kenneth Moore	Clemson (10/1/2005)
74*	Brian Kuklick to Desmond Clark	North Carolina (10/24/1998)
15. 73*	Tanner Price to Terence Davis	at Maryland (10/6/2012)
73*	Norm Snead to Jerry Ball	at South Carolina (11/27/1958)
17. 71*	Nate Morton ^ to Chris Davis	Miami (11/12/2005)
18. 70	Rusty LaRue to Darrell Braswell	at Virginia (9/30/1995)
70*	James MacPherson to Jason Anderson	Navy (11/23/2002)
20. 69*	Charlie Carpenter to Winston Futch	NC State (10/11/1958)
69*	Mike Elkins to Ricky Proehl	Illinois State (9/10/1988)
69*	Keith West to Todd Dixon	Georgia Tech (11/17/1990)
23. 68*	Keith West to Todd Dixon	Western Carolina (9/14/1991)
24. 67*	Nick Consoles to John Parham	at Virginia (11/12/1955)
67*	Mike McGlamry to Tom Fehring	NC State (9/7/1974)
67*	Solomon Everett to Walter Sims	at South Carolina (11/16/1974)

\* for touchdown / ^ non-QB throwing / 1 - Mirage Bowl

## LONGEST RUNS

Yds	Players	Opponent
1. 90*	Freddie Summers (QB)	Maryland (11/2/1968)
90*	Tony Gallovich	William Jewell (9/21/1940)
3. 89*	Tony Gallovich	at Miami (FL) (10/6/1939)
4. 87*	John Mackovic (QB)	at Virginia (9/19/1964)
87*	Josh Harris	at Virginia Tech (10/16/2010)
6. 85*	Devon Brown	Presbyterian (9/2/2010)
7. 83*	Dickie Davis (QB)	North Carolina (10/27/1951)
83*	Josh Adams	Florida State (10/11/2007)
9. 81*	Kevin Marion	Boston College (11/4/2006)
10. 80*	Morgan Kane	vs. Florida State <sup>1</sup> (11/9/1996)
80*	Red Mayberry	Western Maryland (10/21/39)
80*	Willie Hipps	Baltimore (10/10/1930)
80*	Fred Grant	Navy Pre-Flight (11/6/1943)
14. 78*	Bill Barnes	at William & Mary (9/22/1956)
15. 77*	Red Mayberry	Randolph-Macon (9/17/1938)
16. 76*	Matt Colburn II	at Syracuse (11/11/2017)
76	Kito Gary	at East Carolina (9/13/1997)
76*	Brandon Pendergrass	at Boston College (9/26/2009)
18. 75*	Willie Idlette	at Boston College (8/30/2003)
75*	Phinehas Croom	Guilford (10/7/1916)
20. 74	Josh Harris	at Vanderbilt (11/27/2010)
74	Nub Smith	William & Mary (10/22/1949)
74*	Chris Barclay	Maryland (11/29/2003)
23. 72*	Tarence Williams	Duke (11/4/2000)
24. 71*	Chris Barclay	at Duke (10/29/2005)
71*	Anthony Young	at Florida State (9/29/2001)

\* for touchdown / 1 - Orlando, Fla.

## LONGEST PUNT RETURNS

Yds	Player	Opponent
1. 94*	Nick Sacrinty	at VMI (10/23/1943)
2. 86*	George Coghill	at Navy (11/23/1991)
3. 82*	Fabian Davis	at No. Illinois (8/29/2002)
4. 77*	Bill Barnes	at Wm & Mary (9/22/1956)
5. 75	Jessie Bates III	Utah State (9/16/2017)
6. 74*	Todd Dixon	Duke (10/23/1993)
7. 72*	George Coghill	Army (9/29/1990)
8. 68*	Nick Sacrinty	Duke (10/13/1945)
9. 62*	Fabian Davis	at Virginia (11/3/2001)
10. 61	Nick Sacrinty	Duke (10/13/1945)
11. 60	Lovell Jackson	at Virginia (10/20/2012)
12. 56	Junior Moore	NC State (10/14/1972)
13. 59*	Jessie Bates III	Texas A&M (12/29/2017)
13. 55*	Kenneth Moore	Army (9/15/2007)
14. 50*	Dickie Davis	at Clemson (10/29/1949)
50*	Willie Idlette	NC State (9/6/2003)
50*	Michael Campanaro	at Clemson (11/12/2011)

## LONGEST PUNTS

Yds	Player	Opponent
1. 86	Sam Swank	Duke (9/9/2006)
2. 82	Ryan Plackemeier	NC State (10/22/2005)
3. 80	Dom Maggio	Clemson (11/19/2016)
4. 75	Wayne Wolff	NC State (11/5/1960)
5. 74	Don Maggio	Duke (11/25/2017)
74	Ryan Plackemeier	Clemson (10/1/2005)
74	Martin Bailey	Duke (11/5/1988)
74	Red Mayberry	Duke (10/22/1938)

## LONGEST KICKOFF RETURNS

Yds	Player	Opponent
1. 99*	John Stone	at Duke (11/13/1999)
2. 98*	Kevin Marion	North Carolina (10/27/2007)
98*	Tom Lockridge	at NC State (11/24/1973)
98	Anthony Williams	at Maryland (10/13/1990)
98*	Myles Savage	Maryland (10/18/1997)
6. 96*	Larry Spencer	at Furman (11/22/1952)
7. 95*	Todd Dixon	Vanderbilt (9/4/1993)
95*	John Perry	Duke (9/27/1941)
10. 94*	Nick Sacrinty	VMI (10/23/1943)
11. 93	Kevin Marion	Clemson (10/7/2006)
93*	John Stone	Georgia Tech (11/17/2001)
13. 89*	Junior Moore	at Virginia Tech (9/18/1971)
89*	Nick Sacrinty	NC State (10/20/1945)
15. 88*	John Stone	Appalachian St. (8/31/2000)

## LONGEST INTERCEPTION RETURNS

Yds	Player	Opponent
1. 100*	Alphonso Smith	Maryland (9/22/2007)
2. 92*	Harry Rabenhorst	Davidson (11/17/1917)
3. 90*	Tommy Whims	South Carolina (9/24/1955)
4. 86*	Jeremy Thompson	at Connecticut (9/16/2006)
5. 85*	Eric King	Clemson (11/1/2003)
6. 84*	Aaron Curry	Army (9/15/2007)
7. 83*	Larry Spencer	G. Washington (10/21/1950)
8. 80*	George Wirtz	Randolph-Macon (9/17/1938)
9. 77*	Gleen Hart	at Navy (11/23/1991)
77*	Aaron Curry	North Carolina (10/27/2007)
11. 72*	Josh Banks	at Utah State (9/13/2014)
12. 70*	Jack Ladner	South Carolina (9/24/1955)
70	Jim Ringgold	Furman (10/5/1940)
14. 69*	Bobby Robinson	at Clemson (11/21/1959)
15. 64*	Kellen Brantley	at Duke (10/18/2003)

\* - for touchdown

# ANNUAL LEADERS

## ANNUAL PASSING LEADERS

Year	Player	Com	Att	Yds	Int	TD
1948	Carroll Blackerby	38	78	598	-	6
1949	Carroll Blackerby	65	131	837	16	3
1950	Ed Kissell	36	70	436	5	4
1951	Ed Kissell	56	120	593	13	4
1952	Sonny George	66	142	868	12	6
1953	Joe White	32	87	486	9	3
1954	Nick Consoles	54	115	743	13	6
1955	Nick Consoles	66	123	787	8	6
1956	Charlie Carpenter	34	91	495	9	2
1957	Jim Dalrymple	21	61	261	4	0
1958	Norman Snead	67	151	1,003	17	5
1959	Norman Snead	82	191	1,361	16	12
1960	Norman Snead	123	259	1,676	14	10
1961	Chuck Reiley	32	88	516	4	5
1962	John Mackovic	57	130	594	12	3
1963	Karl Sweetan	79	218	674	14	1
1964	John Mackovic	89	195	1,340	14	3
1965	Jon Wilson	44	104	513	9	4
1966	Ken Erickson	57	126	787	8	3
1967	Freddie Summers	77	159	909	8	2
1968	Freddie Summers	125	250	1,664	25	9
1969	Larry Russell	70	153	794	15	1
1970	Larry Russell	55	109	671	6	4
1971	Larry Russell	29	73	290	3	2
1972	Andy Carlton	24	70	268	9	1
1973	Andy Carlton	51	141	605	10	2
1974	Mike McGlamry	50	115	585	11	1
1975	Jerry McManus	77	152	950	17	10
1976	Mike McGlamry	91	183	1,066	6	4
1977	Mike McGlamry	133	252	1,532	15	5
1978	David Webber	101	182	1,070	12	2
1979	Jay Venuto	198	363	2,432	17	16
1980	Jay Venuto	214	413	2,624	15	21
1981	Gary Schofield	241	404	2,572	22	18
1982	Gary Schofield	212	376	2,380	15	10
1983	Gary Schofield	187	333	2,253	15	16
1984	Foy White	143	252	1,544	5	12
1985	Foy White	132	210	1,322	6	14
1986	Mike Elkins	205	380	2,541	15	17
1987	Mike Elkins	169	317	1,915	19	7
1988	Mike Elkins	165	280	2,205	10	14
1989	Phil Barnhill	182	377	2,454	11	17
1990	Phil Barnhill	125	276	1,443	12	6
1991	Keith West	153	296	1,969	18	9
1992	Keith West	159	281	2,039	8	12
1993	Jim Kemp	126	217	1,488	13	6
1994	Rusty LaRue	132	230	1,303	9	5
1995	Rusty LaRue	264	421	2,775	13	17
1996	Brian Kuklick	205	396	2,526	13	11
1997	Brian Kuklick	190	312	2,180	11	15
1998	Brian Kuklick	216	396	2,683	17	14
1999	Ben Sankey	133	224	1,496	9	9
2000	J. MacPherson	113	207	1,324	6	3
2001	J. MacPherson	113	209	1,555	11	5
2002	J. MacPherson	123	223	1,837	4	8
2003	Cory Randolph	144	246	1,773	10	8
2004	Cory Randolph	78	147	972	3	4
2005	Benjamin Mauk	85	158	845	1	6
2006	Riley Skinner	171	260	2,053	5	9
2007	Riley Skinner	236	326	2,204	13	12
2008	Riley Skinner	232	363	2,347	7	13
2009	Riley Skinner	264	400	3,160	12	26
2010	Tanner Price	137	241	1,349	8	7
2011	Tanner Price	253	422	3,017	6	20
2012	Tanner Price	228	410	2,300	7	12
2013	Tanner Price	206	378	2,233	10	13
2014	John Wolford	214	367	2,037	14	12
2015	John Wolford	142	233	1,791	11	9
2016	John Wolford	166	299	1,774	10	9
2017	John Wolford	239	374	3,192	6	29

## ANNUAL RUSHING LEADERS

Year	Player	Rushes	Yards	Avg
1948	Bill Gregus	122	628	5.1
1949	Nub Smith	108	572	5.3
1950	Bill Miller	178	721	4.0
1951	Guido Scarton	106	507	4.8
1952	Bruce Hillenbrand	89	413	4.7
1953	Johnny Parham	96	304	3.2
1954	Nick Maravic	98	430	4.3
1955	Bill Barnes	116	401	3.5
1956	Bill Barnes	168	1,010	6.0
1957	Neil MacLean	108	542	5.0
1958	Neil MacLean	139	624	4.5
1959	Neil MacLean	105	373	3.6
1960	Bobby Robinson	57	232	4.1
1961	Alan White	93	586	6.3
1962	Brian Piccolo	77	324	4.2
1963	Brian Piccolo	84	367	4.4
1964	Brian Piccolo	252	1,044	4.1
1965	Andy Heck	151	497	3.3
1966	Andy Heck	127	608	4.8
1967	Freddie Summers	179	510	2.8
1968	Freddie Summers	159	439	2.8
1969	Larry Russell	187	471	2.5
1970	Larry Hopkins	203	984	4.8
1971	Larry Hopkins	249	1,228	4.9
1972	Frank Harsh	157	663	4.2
1973	Clayton Heath	178	616	3.5
1974	Clark Gaines	98	329	3.4
1975	Clark Gaines	238	929	3.9
1976	James McDougald	232	1,018	4.4
1977	James McDougald	242	987	4.1
1978	James McDougald	146	629	4.3
1979	James McDougald	260	1,177	4.5
1980	Wayne McMillan	152	694	4.6
1981	Wayne McMillan	90	407	4.5
1982	Michael Ramseur	245	966	3.9
1983	Michael Ramseur	125	629	5.0
1984	Michael Ramseur	214	961	4.5
1985	Topper Clemons	164	916	5.6
1986	Darryl McGill	184	859	4.7
1987	Mark Young	179	795	4.4
1988	Mark Young	165	711	4.3
1989	Anthony Williams	119	430	3.6
1990	Anthony Williams	181	866	4.8
1991	Anthony Williams	139	523	3.8
1992	Ned Moultrie	156	717	4.6
1993	John Leach	215	1,089	5.1
1994	Sherron Gudger	78	261	3.3
1995	John Lewis	110	304	2.8
1996	Morgan Kane	135	490	3.6
1997	Herman Lewis	114	491	4.3
1998	Morgan Kane	128	454	3.5
1999	Morgan Kane	275	1,161	4.2
2000	Tarence Williams	130	661	5.1
2001	Tarence Williams	249	1,018	4.1
2002	Tarence Williams	186	852	4.6
2003	Chris Barclay	235	1,192	5.1
2004	Chris Barclay	243	1,010	4.2
2005	Chris Barclay	218	1,127	5.2
2006	Kenneth Moore	105	507	4.8
2007	Josh Adams	219	953	4.4
2008	Brandon Pendergrass	150	528	3.5
2009	Josh Adams	113	541	4.8
2010	Josh Harris	126	720	5.7
2011	Brandon Pendergrass	188	823	4.4
2012	Josh Harris	137	608	4.4
2013	Josh Harris	125	470	3.8
2014	Dezmond Wortham	83	241	2.9
2015	Tyler Bell	129	451	3.5
2016	Matt Colburn II	151	626	4.1
2017	Matt Colburn II	166	904	5.1

## ANNUAL RECEPTION LEADERS

Year	Player	Rec.	Yds	TD
1948	Red O'Quinn	39	605	7
1949	Red O'Quinn	34	490	6
1950	Jack Lewis	15	195	1
1951	Jack Lewis	32	488	5
1952	Jack Lewis	30	438	5
1953	Bob Ondilla	21	294	3
1954	Ed Stowers	22	277	3
1955	Bill Barnes	31	349	0
1956	Jack Ladner	12	125	1
1957	Aubrey Currie	9	97	0
1958	Pete Manning	25	307	1
1959	Bobby Allen	25	462	4
1960	Bobby Allen	23	391	5
1961	Donnie Frederick	11	237	2
1962	Henry Newton	19	265	2
1963	Wayne Welborn	17	102	0
1964	Richard Cameron	29	410	1
1965	Ken Henry	30	367	2
1966	Ken Henry	20	279	2
1967	Rick Decker	29	352	1
1968	Ron Jurewicz/Rick White	28	451/451	2/1
1969	Gary Winrow	27	277	0
1970	Gary Winrow	20	253	1
1971	Dave Doda	6	31	0
1972	Gary Johnson	9	135	0
1973	Walter Sims	12	143	1
1974	Tom Fehring	17	234	1
1975	Bill Millner	28	327	3
1976	Steve Young	36	414	3
1977	Steve Young	51	483	3
1978	Mike Mullen	22	307	0
1979	Wayne Baumgardner	55	1,000	8
1980	Kenny Duckett	50	656	12
1981	Phil Denfeld	51	461	1
1982	Phil Denfeld	42	424	3
1983	Duane Owens	46	447	5
1984	Duane Owens	30	420	3
1985	Michael Ramseur	54	450	1
1986	James Brim	66	930	5
1987	Ricky Proehl	54	788	6
1988	Ricky Proehl	51	845	8
1989	Ricky Proehl	65	1,053	11
1990	John Henry Mills	46	623	3
1991	John Henry Mills	51	559	1
1992	Todd Dixon	51	750	7
1993	John Leach	41	340	1
1994	Roger Pettus	30	312	0
1995	Marlon Estes	68	833	9
1996	Desmond Clark	61	782	6
1997	Desmond Clark	72	950	5
1998	Jammie Deese	68	826	3
1999	Jammie Deese	32	444	3
2000	Ira Williams	45	495	2
2001	Jason Anderson	28	472	2
2002	Jax Landfried	38	533	1
2003	Jason Anderson	44	751	6
2004	Nate Morton	26	391	1
2005	Nate Morton	39	482	2
2006	Nate Morton	38	617	4
2007	Kenneth Moore	98	1,011	5
2008	D.J. Boldin	81	848	3
2009	Devon Brown	61	671	6
2010	Devon Brown	39	302	1
2011	Chris Givens	83	1,330	9
2012	Michael Campanaro	79	763	6
2013	Michael Campanaro	67	803	6
2014	Cam Serigne	54	531	5
2015	Cortez Lewis	47	611	4
2016	Tabari Hines	38	447	3
2017	Tabari Hines/Greg Dortch	53	683/722	7/9

# ANNUAL LEADERS

## ANNUAL SCORING LEADERS

Year	Player	TD	FG	PAT	2XP	Pts
1939	John Polanski	NA				91
1940	Tony Gallovich	NA				63
1941	John Perry	NA				64
1942	John Cochran	NA				62
1943	Fred Grant	NA				42
1944	Richard Brinkley	NA				78
1945	Nick Sacrinty	NA				48
1946	Richard Brinkley	NA				42
1947	Bill Gregus/John O'Quinn/Carl Haggerty					18
1948	Bill Gregus	9	0	0	0	54
1949	Red O'Quinn	6	0	0	0	36
	Bill Smith	6	0	0	0	36
1950	Guido Scarton	7	0	0	0	42
1951	Jack Lewis	5	0	0	0	30
1952	Sonny George	4	2	18	0	48
1953	Sonny George	4	0	8	0	32
1954	Nick Maravic	4	0	0	0	24
1955	Johnny Parham	8	0	3	0	51
1956	Bill Barnes	7	0	2	0	44
1957	Neil MacLean	3	1	7	0	28
1958	Neil MacLean	4	1	11	0	38
1959	Neil MacLean	4	2	13	0	43
1960	Bobby Allen	5	0	0	0	30
1961	Donnie Frederick	5	0	0	1	32
1962	Henry Newton	2	0	0	0	12
	Larry Thomson	2	0	0	0	12
1963	Brian Piccolo	3	1	2	0	23
1964	Brian Piccolo	17	0	9	0	111
1965	Eddie McKinney	0	4	6	0	18
1966	Chick George	0	5	7	0	22
1967	Freddie Summers	10	0	0	0	60
1968	Freddie Summers	7	0	0	0	42
1969	Tracy Lounsbury	0	6	11	0	29
1970	Larry Russell	10	0	0	1	62
1971	Larry Russell	15	0	0	2	94
1972	Clayton Heath	4	0	0	0	24
1973	Chuck Ramsey	0	6	5	0	23
1974	Clark Gaines	3	0	0	1	20
1975	John Zeglinski	10	0	0	0	60
1976	James McDougald	10	0	0	0	60
1977	James McDougald	5	0	0	0	30
1978	James McDougald	4	0	0	0	24
1979	James McDougald	13	0	0	0	78
1980	Kenny Duckett	12	0	0	0	72
1981	Phil Denfeld	1	7	22	0	49
1982	Phil Denfeld	3	5	20	0	53
1983	Michael Ramseur	8	0	0	0	48
1984	Michael Ramseur	11	0	0	0	66
1985	Topper Clemons	7	0	0	1	44
1986	Chip Rives	12	0	0	0	72
1987	Wilson Hoyle	0	16	21	0	69
1988	Ricky Proehl	11	0	0	0	66
1989	Ricky Proehl	11	0	0	0	66
1990	Dave Behrmann	0	10	29	0	59
1991	Mike Green	0	14	19	0	61
1992	Mike Green	0	10	22	0	52
1993	Mike Green	0	9	14	0	41
1994	Bill Hollows	0	9	8	0	35
1995	Marlon Estes	9	0	0	3	60
1996	Desmond Clark	6	0	0	0	36
1997	Matthew Burdick	0	15	24	0	69
1998	Matthew Burdick	0	13	24	0	63
1999	Matthew Burdick	0	16	27	0	75
2000	Tarence Williams	7	0	0	0	42
2001	Tyler Ashe	0	11	33	0	66
2002	Matt Wisnosky	0	17	33	0	84
2003	Chris Barclay	12	0	0	0	72
2004	Chris Barclay	9	0	0	0	54
2005	Sam Swank	0	19	29	0	86
2006	Sam Swank	0	23	33	0	102
2007	Sam Swank	0	18	44	0	98
2008	Sam Swank	0	11	18	0	51
2009	Jimmy Newman	0	11	34	0	67
2010	Jimmy Newman	0	12	31	0	67
2011	Jimmy Newman	0	17	39	0	90
2012	Michael Campanaro	7	0	0	0	42
2013	Chad Hedlund	0	8	26	0	50
2014	Mike Weaver	0	15	19	0	64
2015	Mike Weaver	0	11	24	0	57
2016	Mike Weaver	0	21	28	0	91
2017	Mike Weaver	0	21	52	0	115

## ANNUAL TOTAL OFFENSE LEADERS

Year	Player	Plays	Rush	Pass	Total	TDR
1949	Carroll Blackerby	156	-129	837	708	5
1950	Bill Miller	178	721	0	721	5
1951	Ed Kissell	166	85	593	678	5
1952	Sonny George	214	-176	868	692	10
1953	Joe White	119	11	486	497	5
1954	Nick Consoles	131	-103	743	640	6
1955	Nick Consoles	151	-141	787	646	8
1956	Bill Barnes	168	1,010	0	1,010	7
1957	Neil MacLean	108	542	0	542	3
1958	Norm Snead	184	-12	1,003	991	8
1959	Norm Snead	218	4	1,361	1,365	13
1960	Norm Snead	312	-46	1,676	1,630	10
1961	Chuck Reiley	150	103	516	619	4
1962	John Mackovic	150	-10	594	584	3
1963	Karl Sweetan	271	-24	674	650	2
1964	John Mackovic	267	174	1,340	1,514	6
1965	Jon Wilson	164	130	513	643	5
1966	Ken Erickson	217	96	787	883	5
1967	Freddie Summers	338	510	909	1,419	12
1968	Freddie Summers	409	439	1,664	2,103	16
1969	Larry Russell	340	471	794	1,265	5
1970	Larry Russell	305	649	671	1,320	14
1971	Larry Hopkins	249	1,228	0	1,228	5
1972	Frank Harsh	157	663	0	663	0
1973	Andy Carlton	199	44	605	649	2
1974	Mike McGlamry	201	-14	585	571	2
1975	Jerry McManus	198	140	950	1,090	13
1976	Mike McGlamry	231	-42	1,066	1,024	4
1977	Mike McGlamry	291	-33	1,532	1,499	6
1978	David Webber	250	-70	1,070	1,000	2
1979	Jay Venuto	452	65	2,432	2,497	17
1980	Jay Venuto	480	-194	2,624	2,430	22
1981	Gary Schofield	461	-144	2,572	2,428	19
1982	Gary Schofield	412	-177	2,380	2,203	11
1983	Gary Schofield	372	-100	2,253	2,153	17
1984	Foy White	295	6	1,544	1,538	12
1985	Foy White	220	-54	1,322	1,268	14
1986	Mike Elkins	400	-98	2,541	2,443	17
1987	Mike Elkins	371	-89	1,915	1,826	9
1988	Mike Elkins	327	69	2,205	2,274	15
1989	Phil Barnhill	469	366	2,454	2,820	20
1990	Phil Barnhill	351	121	1,443	1,564	8
1991	Keith West	347	-66	1,969	1,903	9
1992	Keith West	329	-96	2,039	1,943	13
1993	Jim Kemp	270	76	1,488	1,564	8
1994	Rusty LaRue	285	30	1,303	1,333	6
1995	Rusty LaRue	505	26	2,775	2,801	17
1996	Brian Kuklick	476	-72	2,526	2,454	12
1997	Brian Kuklick	363	-48	2,180	2,132	17
1998	Brian Kuklick	474	-109	2,683	2,574	17
1999	Ben Sankey	374	405	1,496	1,901	14
2000	J. MacPherson	231	-57	1,324	1,267	3
2001	J. MacPherson	272	111	1,555	1,666	6
2002	J. MacPherson	291	177	1,837	2,014	9
2003	Cory Randolph	340	404	1,773	2,177	13
2004	Cory Randolph	239	287	972	1,259	4
2005	Chris Barclay	218	1127	0	1,127	10
2006	Riley Skinner	312	-71	2,051	1,980	10
2007	Riley Skinner	387	31	2,204	2,235	13
2008	Riley Skinner	467	144	2,347	2,491	14
2009	Riley Skinner	470	56	3,160	3,216	28
2010	Tanner Price	316	120	1,349	1,469	11
2011	Tanner Price	500	-53	3,017	2,964	21
2012	Tanner Price	487	-26	2,300	2,274	14
2013	Tanner Price	501	240	2,233	2,473	19
2014	John Wolford	471	-151	2,037	1,886	12
2015	John Wolford	306	67	1,791	1,858	12
2016	John Wolford	429	521	1,774	2,295	15
2017	John Wolford	514	683	3,192	3,875	39

## ANNUAL ALL-PURPOSE YARD LEADERS

Year	Player	Rush	Rec	KOR	PR	Total
1948	Bill Gregus	628	23	547	4	1,202
1949	Bill "Nub" Smith	572	224	0	0	796
1950	Bill Miller	721	66	45	0	832
	Guido Scarton	562	165	9	79	832
1951	Guido Scarton*	507	290	34	0	836
1952	Larry Spencer	314	19	464	35	832
1953	John Parham*	304	45	137	70	593
1954	John Parham*	238	100	223	91	662
1955	Bill Barnes*	401	349	225	82	1,156
1956	Bill Barnes*	1,010	41	315	114	1,491
1957	Pete Barham	354	93	281	29	757
1958	Neil MacLean	624	3	25	0	652
1959	Bobby Robinson*	287	57	172	31	646
1960	Bobby Robinson	232	113	300	3	648
1961	Alan White	586	48	151	56	857
1962	Donnie Frederick	212	120	660	177	1,169
1963	Brian Piccolo	367	126	74	0	567
1964	Brian Piccolo	1,044	122	0	0	1,166
1965	Joe Carazo*	216	308	66	38	637
1966	Andy Heck	608	46	111	0	765
1967	Jack Dolbin	490	45	342	53	930
1968	Lee Clymer	389	100	473	8	970
1969	Buz Leavitt	461	90	0	0	551
1970	Larry Hopkins	984	0	0	0	984
1971	Larry Hopkins	1,228	-4	0	0	1,224
1972	Frank Harsh	663	15	0	0	678
1973	Clayton Heath	616	44	0	0	660
1974	Tom Lockridge	0	0	594	105	699
1975	John Zeglinski	591	354	542	243	1,730
1976	James McDougald	1,018	33	0	0	1,051
1977	James McDougald	987	123	0	0	1,110
1978	James McDougald	629	129	0	0	758
1979	James McDougald	1,177	176	0	0	1,353
1980	Kenny Duckett	19	656	182	113	970
1981	Wayne McMillan	407	33	248	0	688
1982	Michael Ramseur	966	82	41	0	1,089
1983	Michael Ramseur	629	58	32	-5	714
1984	Michael Ramseur	961	235	0	0	1,196
1985	Michael Ramseur	769	450	0	0	1,219
1986	Darryl McGill	859	138	208	0	1,205
1987	Ricky Proehl	35	788	230	41	1,094
1988	Mark Young	711	245	488	0	1,444
1989	Ricky Proehl	135	1,053	0	116	1,304
1990	Anthony Williams	866	0	740	0	1,606
1991	John Leach	523	271	269	0	1,063
1992	John Leach	575	262	385	0	1,222
1993	John Leach	1,089	340	253	9	1,691
1994	Sherron Gudger	261	40	185	0	486
1995	Marlon Estes	1	833	468	54	1,356
1996	Thabiti Davis	0	792	0	0	792
1997	Desmond Clark	0	950	0	0	950
1998	Jammie Deese	10	826	174	0	1,010
1999	Morgan Kane	1,161	95	17	0	

# ANNUAL LEADERS

## ANNUAL PUNT RETURN LEADERS

Year	Player	Ret	Yds	Avg	TD
1947	Tom Fetzer	43	377	8.8	
1948	Tom Fetzer	14	151	10.8	0
1949	Dickie Davis	13	169	13.0	0
1950	Terry Gwin	23	224	9.7	0
1951	Dickie Davis	18	146	8.1	0
1952	James Bland	21	135	6.4	0
1953	Bruce Hillenbrand	21	161	7.7	0
1954	John Parham	10	91	9.1	0
1955	Bill Barnes	9	82	9.1	0
1956	Jim Dalrymple	13	81	6.2	0
1957	Jim Dalrymple	7	45	6.4	0
1958	Jim Dalrymple	6	47	7.8	0
1959	Winston Futch	6	42	7.0	0
1960	Donnie Frederick	11	50	4.5	0
1961	Winston Futch	11	56	5.1	0
1962	Donnie Frederick	17	177	10.4	0
1963	Jimmy Bedgood	12	118	9.8	0
1964	Joe Carazo	14	86	6.1	0
1965	Andy Harper	7	57	8.1	0
1966	Digit Laughridge	32	173	5.4	0
1967	Digit Laughridge	16	78	4.9	0
1968	Digit Laughridge	34	220	6.5	0
1969	Fred Angerman	11	78	7.1	0
1970	Terry Kuharcheck	16	127	7.9	0
1971	Frank Fussell	23	153	6.7	0
1972	Junior Moore	22	215	9.8	0
1973	Tom Lockridge	12	67	5.6	0
1974	Tom Lockridge	11	105	9.5	0
1975	John Zeglinski	22	243	11.0	1
1976	John Zeglinski	22	187	8.5	0
1977	John Zeglinski	16	83	5.2	0
1978	Lewis Owens	10	88	8.8	0
1979	John Swider	22	109	5.0	0
1980	John Swider	24	87	3.6	0
1981	Tommy Gregg	17	155	9.1	0
1982	Tommy Gregg	27	215	8.0	0
1983	Reggie McCummings	8	109	14.3	0
1984	Tommy Gregg	13	91	7.0	0
1985	Reggie McCummings	14	136	9.7	0
1986	Gunter Brewer	22	209	9.5	0
1987	A.J. Greene	21	190	9.0	0
1988	A.J. Greene	20	138	6.9	0
1989	Ricky Proehl	17	116	6.8	0
1990	George Coghill	19	275	14.5	1
1991	George Coghill	25	312	12.5	1
1992	George Coghill	40	405	10.1	0
1993	Todd Dixon	13	167	12.8	1
1994	Richard Goodpasture	10	74	7.4	0
1995	D'Angelo Solomon	12	82	6.8	0
1996	D'Angelo Solomon	18	157	8.7	0
1997	Reggie Austin	18	93	5.2	0
1998	D'Angelo Solomon	9	61	6.8	0
1999	Reggie Austin	31	329	10.6	0
2000	Adrian Duncan	13	58	4.5	0
2001	Fabian Davis	30	323	10.8	1
2002	Fabian Davis	39	363	9.3	1
2003	Willie Idlette	21	146	7.0	1
2004	Willie Idlette	26	122	4.7	0
2005	Willie Idlette	24	96	4.0	0
2006	Willie Idlette	22	202	9.2	0
2007	Kenneth Moore	34	355	10.4	1
2008	Alphonso Smith	21	108	5.1	0
2009	Devon Brown	11	56	5.1	0
2010	Devon Brown	7	82	11.7	0
2011	Michael Campanaro	9	81	9.0	1
2012	Lovell Jackson	10	128	12.8	0
2013	Michael Campanaro	11	49	4.5	0
2014	Jared Crump	18	130	7.2	0
2015	Tabari Hines	23	91	4.0	0
2016	Jessie Bates III	18	73	4.1	0
2017	Greg Dortch	20	162	8.1	0

## ANNUAL KICK RETURN LEADERS

Year	Player	Ret	Yds	Avg	TD
1948	Bill Gregus	22	547	24.9	0
1949	Bill Wilhelmy	4	80	20.0	0
1950	Bob Jones	3	51	17.0	0
1951	Larry Spencer	11	235	21.4	0
1952	Larry Spencer	11	464	42.2	2
1953	John Parham	6	137	22.8	0
1954	John Parham	9	223	24.8	0
1955	Bill Barnes	9	225	25.0	0
1956	Bill Barnes	11	315	28.6	0
1957	Pete Barham	11	281	23.5	0
1958	Bobby Robinson	10	233	23.3	0
1959	Bobby Robinson	7	172	24.6	0
1960	Bobby Robinson	13	300	23.1	0
1961	Alan White	7	151	21.6	0
1962	Donnie Frederick	29	660	22.8	0
1963	Wayne Welborn	14	237	16.9	0
1964	Joe Carazo	11	228	20.7	0
1965	Jimmy Dixon	20	412	20.6	0
1966	Jimmy Johnson	5	121	24.2	0
1967	Fred Angerman	17	366	21.5	0
1968	Lee Clymer	23	473	20.6	0
1969	Fred Angerman	18	309	17.2	0
1970	Ken Garrett	21	405	19.3	0
1971	Junior Moore	15	342	22.8	1
1972	Junior Moore	12	248	20.7	0
1973	Tom Lockridge	21	522	24.9	1
1974	Tom Lockridge	25	594	23.8	0
1975	John Zeglinski	25	542	21.7	0
1976	John Zeglinski	10	162	16.2	0
1977	George Ervin	31	550	17.7	0
1978	Ken Duckett	25	495	19.8	0
1979	Ken Duckett	16	339	21.2	0
1980	Ken Duckett	11	182	16.5	0
1981	Wayne McMillan	12	248	20.7	0
1982	Topper Clemons	23	460	20.0	0
1983	Ronnie Grinton	18	415	23.1	0
1984	Darryl McGill	13	244	18.8	0
1985	Darryl McGill	22	494	22.5	0
1986	David Chambers	17	361	21.2	0
1987	Chip Rives	15	296	19.7	0
1988	Mark Young	22	488	22.2	0
1989	Anthony Williams	34	641	18.9	0
1990	Anthony Williams	29	740	25.5	0
1991	Anthony Williams	22	353	16.0	0
1992	John Leach	21	385	18.3	0
1993	Todd Dixon	24	578	24.1	1
1994	Brent Morehead	17	364	21.4	0
1995	Marlon Estes	24	468	19.5	0
1996	Jammie Deese	16	339	21.2	0
1997	Myles Savage	20	524	26.2	1
1998	Chris McCoy	10	191	19.1	0
1999	John Stone	13	389	29.9	1
2000	John Stone	32	789	24.7	1
2001	John Stone	22	588	26.7	1
2002	Fabian Davis	17	363	21.4	0
2003	Willie Idlette	20	410	20.5	0
2004	Kevin Marion	20	460	23.0	0
2005	Kevin Marion	18	334	18.6	0
2006	Kevin Marion	22	490	22.3	0
2007	Kevin Marion	28	876	31.3	1
2008	Alex Frye	15	332	22.1	0
2009	Lovell Jackson	21	508	24.2	0
2010	Michael Campanaro	28	679	24.2	0
2011	Lovell Jackson	33	700	21.2	0
2012	Orville Reynolds	11	162	14.7	0
2013	John Armstrong	8	150	18.8	0
2014	John Armstrong	22	447	20.3	0
2015	Chuck Wade	17	314	18.5	0
2016	John Armstrong	22	488	22.2	0
2017	Greg Dortch	18	397	22.1	0

## ANNUAL TACKLE LEADERS

Year	Player	UT	AT	Tot
1969	John Mazalewski	81	44	125
1970	Ed Stetz	104	87	191
1971	Ed Stetz	126	77	203
1972	unavailable			
1973	David Mebs	60	52	112
	Steve Colavito*	63	45	108
1974	David Mebs	64	63	127
	Randy Carroll*	68	41	109
1975	Bill Armstrong	123	54	177
1976	Bill Armstrong	83	45	128
1977	Mark Lancaster	82	37	119
1978	Carlos Bradley	79	48	127
	James Parker*	80	36	116
1979	Carlos Bradley	90	67	157
	James Parker*	93	53	146
1980	Carlos Bradley	50	92	142
1981	Mike Hodgson	44	40	84
	Ronnie Burgess*	53	16	69
1982	Steve Hammond	74	44	118
1983	Reggie McCummings	79	62	141
1984	Reggie McCummings	73	60	133
1985	Reggie McCummings	55	45	100
	Tony Scott*	55	35	90
1986	Scott Roberts	78	81	159
1987	Jimmie Simmons	71	69	140
1988	Ernie Purnsley	52	71	123
1989	Lamont Scales	62	80	142
1990	Maurice Miller	48	32	80
	George Coghill*	50	17	67
1991	Maurice Miller	63	28	91
1992	Kevin Giles	46	69	115
	Maurice Miller*	62	24	86
1993	Kevin Giles	75	34	109
1994	Kevin Giles	99	23	122
1995	Tucker Grace	91	37	128
1996	Kelvin Moses	72	56	128
1997	Dustin Lyman	57	34	91
1998	DaLawn Parrish	59	16	75
1999	Kelvin Moses	44	26	70
2000	Marquis Hopkins	63	37	100
	Nick Bender*	66	26	92
2001	Marquis Hopkins	75	50	125
2002	Brad White	55	39	94
	Caron Bracy*	56	26	82
2003	Caron Bracy	68	22	90
2004	Jon Abbate	60	41	101
2005	Jon Abbate	41	35	76
2006	Jon Abbate	46	74	120
	Aaron Curry*	52	31	83
2007	Chip Vaughn	66	39	105
2008	Aaron Curry	66	39	105
2009	Dominique Midgett	37	42	79
	Cyhl Quarles*	42	20	62
2010	Hunter Haynes	35	42	77
	Cyhl Quarles*	45	26	71
2011	Cyhl Quarles	52	49	101
2012	Justin Jackson	40	41	81
	A.J. Marshall*	41	35	76
2013	Ryan Janvion	61	34	95
2014	Ryan Janvion	54	61	115
2015	Brandon Chubb	52	55	107
2016	Marquel Lee	63	42	105
2017	Cameron Glenn	65	33	98

\* led team in solo tackles

# ANNUAL LEADERS/NATIONAL RANKINGS

## ANNUAL INTERCEPTION LEADERS

Year	Player	Int
1949	Dickie Davis/Bob Jones	2
1950	Larry Spencer	5
1951	Three tied	3
1952	James Bland	3
1953	Sonny George	3
1954	Bill Barnes	3
1955	Bill Barnes	5
1956	Bill Barnes	3
1957	Jim Dalrymple	3
1958	Four tied	2
1959	Chuck Reiley	4
1960	Chuck Reiley	4
1961	Seven tied	1
1962	Wally Bridwell	3
1963	Wally Bridwell	3
1964	Joe Carazo, Wayne Welborn	4
1965	Joe Carazo	6
1966	Andy Harper	6
1967	Digit Laughridge	4
1968	Digit Laughridge	3
1969	Terry Kuharchek	4
1970	Terry Kuharchek	4
1971	Steve Bowden	5
1972	Donald Brown, Sammy Rothrock	4
1973	Steve Colavito, Spencer Horne	3
	Tom Lockridge, Rich Sievers	3
1974	Ed McDonald	4
1975	Bill Armstrong, Ed McDonald	3
1976	James Royster	4
1977	James Royster	5
1978	James Royster	4
1979	Derek Crocker	4
1980	Joel Triplett	4
1981	Ronnie Burgess, Steve Litaker	2
	John Swider	2
1982	Ronnie Burgess	4
1983	Ronnie Burgess	6
1984	Ronnie Burgess, Reggie McCummings	5
1985	A. J. Greene	3
1986	A. J. Greene	3
1987	A. J. Greene	7
1988	A. J. Greene	4
1989	Lamont Scales	3
1990	George Coghill	4
1991	George Coghill	4
1992	Kevin Cole	4
1993	Tom Stuetzer	4
1994	Brent Morehead	2
1995	D'Angelo Solomon	3
1996	D'Angelo Solomon	3
1997	Reggie Austin	2
1998	Reggie Austin	4
1999	Adrian Duncan	3
2000	Michael Clinkscale, Adrian Duncan	2
	Quintin Williams	2
2001	Kellen Brantley, Marcus McGruder	3
2002	Eric King, Daryl Shaw, Quintin Williams	3
2003	Eric King	3
2004	Marcus McGruder	3
2005	Josh Gattis	5
2006	Josh Gattis	5
2007	Alphonso Smith	8
2008	Alphonso Smith	7
2009	Kenny Okoro	3
2010	Alex Frye	3
2011	Josh Bush	6
2012	Kevin Johnson	3
2013	Kevin Johnson/Merrill Noel	3
2014	Merrill Noel	3
2015	Brad Watson	2
2016	Jessie Bates III	5
2017	Essang Basseyy/Justin Strnad	3

## DEACONS IN THE NATIONAL RANKINGS

Week of	AP Rank*	Coaches Rank*	Opponent (Rank)	Result
Oct. 9, 1944	17	-	VMI	W, 37-7
Oct. 23, 1944	17	-	at Miami	W, 27-0
Oct. 30, 1944	17	-	Clemson	W, 13-7
Nov. 6, 1944	12	-	at Duke (20)	L, 0-34
Dec. 3, 1945	19	-	--	End of Year
Oct. 28, 1946	12	-	at Chattanooga	W, 32-14
Nov. 4, 1946	13	-	at Duke	L, 0-13
Oct. 13, 1947	14	-	at George Washington	W, 39-7
Oct. 20, 1947	11	-	Duke	L, 6-13
Nov. 1, 1948	18	-	at Duke	W, 27-20
Nov. 8, 1948	19	-	at Clemson (10)	L, 14-21
Nov. 29, 1948	20	-	--	End of Year
Nov. 7, 1949	18	-	at NC State	L, 14-27
Oct. 16, 1950	19	-	George Washington	W, 13-7
Oct. 23, 1950	17	-	Clemson (16)	L, 12-13
Nov. 13, 1950	16	-	NC State	T, 6-6
Oct. 22, 1979	18	-	Auburn (13)	W, 42-38
Oct. 29, 1979	14	-	at Clemson	L, 0-31
Nov. 5, 1979	20	-	Duke	W, 17-14
Nov. 12, 1979	17	-	at South Carolina	L, 14-35
Nov. 16, 1992	25	-	at NC State (13)	L, 14-42
Jan. 3, 1993	25	17	--	End of Year
Sept. 7, 2003	20	21	Purdue	L, 10-16
Oct. 30, 2006	-	23	Boston College (16)	W, 21-14
Nov. 5, 2006	18	19	at Florida State	W, 30-0
Nov. 12, 2006	14	14	Virginia Tech (19)	L, 6-27
Nov. 19, 2006	20	20	at Maryland	W, 38-24
Nov. 26, 2006	16	16	Georgia Tech (23)	W, 9-6
Dec. 4, 2006	15	15	Louisville (5)	L, 13-24
Jan. 10, 2007	18	17	--	End of Year
Aug. 28, 2008	23	23	at Baylor	W, 41-13
Sept. 6, 2008	20	20	Ole Miss	W, 30-28
Sept. 13, 2008	18	18	Bye Week	
Sept. 20, 2008	18	18	at Florida State (24)	W, 12-3
Sept. 27, 2008	16	15	Navy	L, 17-24
Oct. 2, 2008	21	21	Bye Week	
Oct. 9, 2008	21	21	Clemson	W, 12-7
Oct. 16, 2008	21	19	at Maryland	L, 0-26

## WINS AGAINST AP-RANKED TEAMS

Date	WF Rank	Opp. Rank	Opponent	Location	Score
Dec. 1, 1945	-	18	at Clemson	Clemson, S.C.	13-6
Oct. 26, 1946	-	4	at Tennessee	Knoxville, Tenn.	19-6
Oct. 11, 1947	-	19	at North Carolina	Chapel Hill, N.C.	19-7
Nov. 5, 1949	-	16	at Duke	Durham, N.C.	27-7
Nov. 26, 1953	-	13	vs. South Carolina	Charlotte, N.C.	19-13
Sept. 13, 1975	-	15	at NC State	Raleigh, N.C.	30-22
Nov. 13, 1976	-	20	at South Carolina	Columbia, S.C.	10-7
Sept. 15, 1979	-	12	at Georgia	Athens, Ga.	22-21
Oct. 13, 1979	-	14	at North Carolina	Chapel Hill, N.C.	24-19
Oct. 27, 1979	18	13	Auburn	BB&T Field	42-38
Sept. 7, 1996	-	13	Northwestern	BB&T Field	28-27
Sept. 6, 1997	-	21	Northwestern	BB&T Field	27-20
Sept. 25, 1999	-	25	NC State	BB&T Field	31-7
Nov. 20, 1999	-	14	Georgia Tech	BB&T Field	26-23
Sept. 6, 2003	-	14	NC State	BB&T Field	38-24
Nov. 4, 2006	22	16	Boston College	BB&T Field	21-14
Dec. 2, 2006	16	23	vs. Georgia Tech	Jacksonville, Fla.	9-6
Oct. 11, 2007	-	21	Florida State	BB&T Field	24-21
Sept. 20, 2008	18	24	at Florida State	Tallahassee, Fla.	12-3
Oct. 8, 2011	-	22	Florida State	BB&T Field	35-30
Dec. 27, 2016	-	23	Temple	Annapolis, Md.	34-26
Nov. 18, 2017	-	25	NC State	BB&T Field	30-24

# TEAM RECORDS

## RUSHING

### Rushing Attempts

Most Game 94 vs. Tulsa (10/16/71)  
 Most Season 744 in 1971  
 Fewest Game 10 vs. NC State (11/18/95)  
 Fewest Season 306 in 1995

### Rushing Yards

Most Game 528 vs. Tulsa (10/16/71)  
 Most Season 3,344 in 1971  
 Fewest Game -47 vs. Maryland (10/17/81)  
 Fewest Season 479 in 2014

### Ball Carriers

Most Game 12, Virginia, 1959  
 12, Maryland, 1958  
 12, Richmond, 1951  
 Fewest Game 2, several times  
 Most Recent Syracuse, 2017

### First Downs Rushing

Most Game 32 vs. Tulsa (10/16/71)  
 Most Season 195 in 1971  
 Fewest Game 0, seven times  
 Fewest Season 40 in 1995

### Average Per Carry

Most Season 4.6 in 2017  
 Fewest Season 1.3 in 2014

### Rushing Touchdowns

Most Game 7 vs. Tulsa (10/16/71)  
 Most Season 33 in 2002  
 Fewest Season 4, four times  
 (1962, 1963, 1996, 2014)

### Opponent Rush Yards

Most Game 536 at Clemson (10/31/81)  
 Fewest Game -21, two times:  
 Richmond (10/6/51)  
 at Furman (11/22/52)  
 Most Season 3,473 in 1981  
 Fewest Season 626 in 1950

### Opponent Avg / Carry

Most Season 5.6 in 1981  
 Fewest Season 2.4 in 1952

### Opponent Rushing TDs

Most Season 33 in 1990  
 Fewest Season 10 in 1952 & 2008

## PASSING

### Pass Attempts

Most Game 78 at Duke (10/28/95)  
 Most Season 483 in 1995  
 Fewest Game 3 vs. UNC (10/23/71)  
 Fewest Season 80 in 1971

### Pass Completions

Most Game 55 at Duke (10/28/95)  
 Most Season 289 in 1995  
 Fewest Game 0, three times  
 Fewest Season 32 in 1971

### Passing Yards

Most Game 556 vs. Maryland (10/17/81)  
 Most Season 3,599 in 2017  
 Fewest Game -1 vs. Duke (11/10/73)  
 Fewest Season 340 in 1971

### First Downs Passing

Most Game 27 at Ga. Tech (11/21/98)  
 Most Season 154 in 2017  
 Fewest Season 17 in 1971

### Completion Percentage

Best Game 100.0 (11 of 11)  
 (min. 10 att.) vs. Navy (12/20/08)  
 Best Game 85.3 (29 of 34)  
 (min. 20 att.) vs. East Carolina (9/22/79)  
 Best Season 71.2 (279 of 392)  
 in 2007  
 Worst Season 32.0 (63 of 197)  
 in 1973

### Pass Yards Per Game

Most Season 286.5 in 1998  
 Fewest Season 30.9 in 1971

### Passing Touchdowns

Most Game 5, at Duke (11/28/09)  
 5, Louisville (10/28/17)  
 5, Presbyterian (8/31/17)  
 Most Season 26 in 2009  
 Fewest Season 0 in 1957

### Passes had Intercepted

Most Quarter 4 by Maryland (10/2/71)  
 Most Game 7 by Texas Tech,  
 at Charlotte (11/29/41)  
 Most Season 26 in 1958  
 Fewest Season 4 in 1971

### Opponent Completion Percentage

Highest Season 62.8 in 2013  
 Lowest Season 32.9 in 1956

### Opponent Pass Yards

Most Game 506 at Florida St. (11/15/97)  
 Most Season 3,530 in 2017  
 Fewest Game 0, at least 4 times  
 (most recent) Navy, 2009  
 Fewest Season 497 in 1956  
 (49.7 average)

### Opponent Passing TDs

Most Season 29 in 2010  
 Fewest Season 1 in 1956

## TOTAL OFFENSE

### Plays

Most Game 103 (67 rush, 36 pass)  
 vs. Western Carolina (9/4/82)  
 Most Season 990 in 2002  
 Fewest Game 41 (27 rush, 14 pass)  
 at Army (10/19/63)  
 Fewest Season 547 in 1953

### Yards

Most Game 734 at Syracuse (11/11/17)  
 Most Season 5,305 in 2002  
 Fewest Game -2 vs. UNC (9/24/32)  
 Fewest Season 1,650 in 1963

## TOP SINGLE-GAME PERFORMANCES

### RUSHING

	Yards	Opponent	Date
1.	528	Tulsa	10/16/71
2.	444	Clemson	10/17/70
3.	421	North Carolina	10/26/68
4.	419	at Duke	10/29/05
5.	415	Presbyterian	9/2/10
5.	408	Richmond	10/6/51
6.	407	East Carolina	9/17/05
7.	402	at NC State	10/9/71
8.	401	at Virginia	10/25/75
9.	396	Maryland	11/20/93
10.	371	at Syracuse	11/11/17

### PASSING

	Yards	Opponent	Date
1.	556	Maryland	10/17/81
2.	545	NC State	11/18/95
3.	501	Georgia Tech	11/4/95
4.	494	at Georgia Tech	11/21/98
5.	478	at Duke	10/28/95
6.	461	Louisville	10/28/17
7.	447	at South Carolina	11/15/80
8.	429	at NC State	9/20/86
9.	421	at NC State	11/7/98
10.	408	Miami (Fla.)	10/31/09

### TOTAL OFFENSE

	Yards	Opponent	Date
1.	734	at Syracuse	11/11/17
2.	646	Texas A&M	12/29/17
3.	632	North Carolina	10/26/68
4.	625	Louisville	10/28/17
5.	598	at Virginia	10/25/75
6.	591	Elon	9/3/15
	591	Tulsa	10/16/71
8.	588	Utah State	9/16/17
9.	587	Notre Dame	11/4/17
	587	Auburn	10/27/79

### HIGHEST SCORING GAMES

	Score	Opponent	Date
1.	80-0	Florence YMCA	9/25/15
2.	79-0	William Jewell	9/21/40
3.	67-0	Guilford	11/1/24
4.	66-21	Virginia	10/25/75
	66-0	at Camp Davis	9/20/41
	66-0	Western Maryland	10/21/39
7.	65-0	at Elon	11/26/25
	65-0	Guilford	11/15/19
9.	64-0	Tennessee	11/6/1893
	64-43	at Syracuse	11/11/17

### HIGHEST SCORING GAMES (TWO TEAMS)

Pts	Score	Opponent	Date
107	55-52	Texas A&M	12/29/17
107	64-43	at Syracuse	11/11/17
106	24-82	at Clemson	10/31/81
102	54-48	Duke	9/11/10
98	35-63	at Georgia Tech	11/21/98
92	24-68	at Stanford	9/18/10
87	66-21	at Virginia	10/25/75
87	35-52	Duke	11/4/89
86	49-37	Army	9/22/12
85	13-72	at Florida State	10/14/95

## TOP TEAM SEASONS

RUSHING		PASSING		TOTAL OFFENSE		SCORING		FIRST DOWNS			
Year	Yards	Year	Yards	Year	Yards	Year	Points	Year	Number		
1.	1971	3,344	1.	2017	3,599	1.	2017	459	1.	2017	296
2.	2002	3,135	2.	2011	3,291	2.	2002	362	2.	2002	274
3.	1970	2,496	3.	2009	3,259	3.	2009	356	3.	2009	267
4.	2017	2,456	4.	1998	3,151	4.	2011	338	4.	2011	263
5.	2003	2,439	5.	1995	3,073	5.	2007	335	5.	2001	247
6.	2001	2,438	6.	1981	2,986	6.	1986	325	6.	2007	245
7.	2004	2,267	7.	1996	2,795	7.	2006	316	7.	1986	241
8.	2005	2,173	8.	1997	2,786	8.	2001	302	8.	2006	230
9.	2006	2,099	9.	2015	2,739	9.	2003	292	9.	1979	226
10.	1967	2,035	10.	1986	2,655	10.	1988	282	10.	1971	226

RUSH/GAME		PASSING/GAME		OFFENSE/GAME		POINTS/GM		LEAST PENALIZED			
Year	Avg.	Year	Avg.	Year	Avg.	Year	Avg.	Year	Avg.		
1.	1971	304.0	1.	1998	286.5	1.	2017	35.3	1.	1966	27.9
2.	2002	241.2	2.	1995	279.4	2.	2002	29.5	2.	1960	28.8
3.	1970	226.9	3.	2017	276.8	3.	2009	27.9	3.	1985	30.8
4.	2001	221.6	4.	2009	271.6	4.	1986	27.8	4.	1983	33.4
5.	2004	206.1	5.	1981	271.5	5.	2001	27.4	5.	1954	33.4
6.	1967	203.5	6.	1996	254.1	6.	1988	26.5	6.	1994	34.4
7.	2003	203.2	7.	1997	253.3	7.	1979	26.3	7.	1974	35.5
8.	2005	197.5	8.	2011	253.2	8.	1989	26.0	8.	1976	37.5
10.	2017	188.9	9.	1986	241.4	9.	2011	25.6	9.	1991	37.6
10.	1964	182.2	10.	1980	239.10	10.	1985	24.5	10.	1953	37.6

# TEAM RECORDS

## Average Yards Per Game

Most Season 465.8 in 2017  
 Fewest Season 165.0 in 1963

## Yards Per Play

Most Season 6.3 in 2017  
 Fewest Season 2.8 in 1963

## Opponent Yards

Most Game 756 at Clemson (10/31/81)  
 Most Season 5,945 in 2017  
 Fewest Game 0 by Furman (1952)  
 Fewest Season 1,468 in 1950

## First Downs

Most Game 38 vs. Tulsa (10/16/71)  
 Most Season 296 in 2017  
 Fewest Game 0 vs. UNC (9/24/32)  
 Fewest Season 87 in 1953

## Opponent First Downs

Most Game 35, Clemson in 1981;  
 Florida State in 1993  
 Virginia Tech in 2010  
 Most Season 313 in 2017  
 Fewest Game 1, North Carolina, 1944  
 Fewest Season 81 in 1946

## SCORING

### Points

Most Game 80 vs. Florence YMCA  
 (all-time) (9/25/15)  
 Most Game 66 at Virginia  
 (modern) (10/25/75)  
 ACC Game 66 at Virginia (10/25/75)  
 Per Game 35.3 in 2017  
 Most Season 459 in 2017  
 Fewest Season 37 in 1963

### Most Points In A Half

50 (1st) at Virginia (10/25/75)

### Most Points In A Quarter

28 (2nd) at Virginia (10/25/75)  
 28 (2nd) at Duke (10/18/03)  
 28 (2nd) vs. Clemson (11/1/03)

### Most Touchdowns

Most Season 57 in 2017  
 Fewest Season 5 in 1963

### Opponent Points

Most Game 82 at Clemson in 1981  
 Most Season 430 in 2010  
 Fewest Season 36 in 1932

### Opponent Touchdowns

Most Season 55 in 2010  
 Fewest Season 15 in 1956

### Largest Victory Margin

(all-time) 80 (80-0) vs. Florence  
 YMCA (9/25/15)  
 (modern) 50 (56-6) vs. Richmond  
 (10/6/51)

### Largest Margin Of Defeat

(all-time) 76 (0-76) at NC State  
 (9/30/1908)  
 (modern) 63 (0-63) at Oklahoma  
 (10/5/74)

### Safeties By Wake Forest

Most Game 2 at Florida State (9/29/01)  
 Most Season 5 in 2001 (NCAA record)

## MISCELLANEOUS

### Interceptions (Defense)

Most Quarter 4 at Maryland (10/2/71) (4th)  
 Most Game 7 at Georgia Tech (11/21/87)  
 Most Season 22 in 2006

### Interception Return Yards

Game 211 vs. S. Carolina  
 (9/24/55)

### Interception Returns for Touchdown

Game 3 vs S Carolina (9/24/55)

### Penalties

Most Game 15 at Duke (11/7/92)  
 Most Season 94 in 1987  
 Fewest Game 0 at S. Carolina in 1960  
 0 at Memphis in 1964  
 Fewest Season 27 in 1960

### Penalty Yards

Most Game 163 Virginia Tech (9/10/83)  
 Most Season 789 yards in 1980  
 Fewest Season 279 in 1966

### First Downs by Penalty

Most Game 6 Clemson (11/6/14)  
 Season 30 in 2015

### Fumbles

Most Game 13 (lost 6) at Florida (9/28/57)  
 Most Season 43 in 1972  
 Fewest Season 12 in 1986

### Fumbles Lost

Most Game 8 (of 12) vs. Duke (11/17/56)  
 Most Season 25 in 1956  
 Fewest Season 4 in 2011

### Turnovers

Most Game 9 vs. Duke (11/17/56)  
 (8 fumbles, 1 int)  
 Most Season 44 in 1978  
 Fewest Season 12 in 2011

### Kickoff Returns

Most Game 11 vs. Maryland (10/30/10)  
 Most Season 69 in 2010

### Kickoff Return Yards

Most Game 242 vs. NC State (11/24/73)  
 Most Season 1,420 in 2010

### Punt Returns

Most Game 10 vs NC State (11/1/52)  
 Most Season 51 in 1947

### Punt Return Yards

Most Game 120 vs. Duke (10/26/40)  
 Most Season 472 in 1940

### Tackles for Loss

Most Game 18 vs. Navy (11/18/00)  
 Most Season 106 in 2017

### Tackles for Loss Yards

Most Game 88 vs. Maryland (9/22/07)  
 Most Season 419 in 2016

### Sacks by

Most Game 9 vs. Maryland (10/17/92)  
 Most Season 46 in 1992

### Sack Yards

Most Game 72 vs. Maryland (10/17/92)  
 Most Season 321 in 1992

## WINS AND LOSSES

### Undefeated Teams

1888 (1-0); 1892 (4-0-1)

### Most Wins

11, 2006 (11-3)

### Most Wins, Month

5, September, 2006

### Most Losses

10, six times: 1957 (0-10); 1962 (0-10); 1974 (1-10); 1977 (1-10); 1978 (1-10); 1995 (1-10)

### Most Ties

3 in 1956

### Most Consecutive Wins

In One Season 7 in 1944

### Most Consecutive Losses

In One Season 10 five times: 1957, 1962, 1974, 1977, 1978

### Most Shutouts

6 in 1929

### Most Times Shut Out

7 in 1963

## STREAKS

### Winning Streak

7 games in 1944

### Unbeaten Streak

9 games from 10/20/45 through 10/12/46

### Unbeaten In ACC Games

6 games from 10/3/70 through 10/2/71

### Consecutive Games Without Being Shutout

123 games from 9/5/98 through 10/18/08

### Consecutive Shutouts Posted

4 games in 1930

### Losing Streak

18 games from 9/22/62 through 11/9/63

### Winless Streak

20 games from 9/22/73 through 11/16/74

### Consecutive ACC Losses

17 games from 10/14/89 through 11/2/91

### Consecutive Times Shutout

6 games in 1963

### Cons. Times Shutout In ACC Games

4 games in 1963

### Consecutive Quarters Shutout

26 quarters in 1963

### Road Win Streak

8 games from 10/24/45 to 11/1/46  
 (includes Gator Bowl)

### ACC Road Win Streak

4 games in 2006

*Statistics, except wins & losses and streaks, do not include bowl games prior to 2002.*

## MILESTONE GAMES (OVERALL) #

Date	Opponent	Result	#
1	10/18/1888	North Carolina	W, 6-4
100	11/8/19	at Va. Tech	L, 0-40
200	11/28/29	Mercer	W, 13-0
300	9/27/41	at Duke	L, 14-43
400	11/3/51	at Clemson	L, 6-21
500	11/4/61	at Auburn	W, 7-21
600	10/16/71	Tulsa	W, 51-21
700	10/18/80	at Maryland	L, 10-11
800	10/21/89	at Virginia	L, 28-47
900	10/24/98	No. Carolina	L, 31-38
1000	9/1/07	at Boston College	L 28-38

## MILESTONE GAMES (BB&T FIELD)

#	Date	Opponent	Result
1	9/14/68	NC State	L, 6-10
25	9/15/73	Florida St.	W, 9-7
50	11/12/77	South Carolina	L, 14-24
75	11/13/82	Georgia Tech	L, 7-45
100	9/19/87	NC State	W, 21-3
125	10/5/91	Appalachian St.	L, 3-17
150	8/29/96	Appalachian St.	W, 19-13
175	9/30/00	Virginia	L, 10-27
200	10/9/04	Virginia Tech	L, 10-17
225	11/1/08	Duke	W, 33-30
250	9/8/12	North Carolina	W 28-27
275	9/17/16	Delaware	W 38-21

## MILESTONE WINS (OVERALL)

#	Date	Opponent	Result
1	1888	North Carolina	6-4
25	10/30/15	Richmond	40-0
50	11/1/24	Guilford	67-0
100	9/7/38	Randolph Macon	57-6
150	11/1/46	Chattanooga	32-14
200	9/19/59	at Florida St.	22-20
250	10/25/75	at Virginia	66-21
300	9/26/87	Appalachian St.	16-10
350	12/25/99	Arizona State	23-3
375	9/17/05	East Carolina	44-34
400	9/6/08	Ole Miss	30-28
425	11/3/12	Boston College	28-14
450	12/29/17	Texas A&M	55-52

## MILESTONE WINS (BB&T FIELD)

#	Date	Opponent	Result
1	10/26/68	North Carolina	48-31
10	11/6/71	William & Mary	36-29
20	9/22/79	East Carolina	23-20
30	10/22/83	Virginia	38-34
40	9/12/87	Richmond	24-0
50	9/14/91	W. Carolina	40-24
60	11/16/96	Duke	17-16
70	9/8/01	Appalachian St.	20-10
80	9/24/04	Boston College	17-14
90	9/22/07	Maryland	31-24 OT
100	9/18/09	Elon	35-7
110	9/8/12	North Carolina	28-27
120	9/1/2016	Tulane	7-3

# TEAM RECORDS

**MOST RUSHING YARDS**

1. Tulsa, (10/16/71).....	528
2. Western Maryland, (10/21/39).....	524
3. William Jewell, (9/21/40).....	504
4. Virginia Tech, (10/10/70).....	444
5. North Carolina, (10/26/68).....	421
6. Duke, (10/29/05).....	419
7. Presbyterian, (9/2/10).....	415
8. Richmond, (10/6/51).....	408
9. East Carolina, (9/17/05).....	407
10. NC State, (10/9/71).....	402

**FEWEST RUSHING YARDS**

1. Maryland (10/17/81).....	-47
2. Virginia (9/21/96).....	-45
3. Florida State (11/14/98).....	-30
4. Utah State (9/13/14).....	-25
5. Louisville (9/27/14).....	-22
6. Virginia (10/8/94).....	-21
7. Miami (11/21/69).....	-18
8. North Carolina (10/16/37).....	-16
9. Virginia (11/12/55).....	-11
NC State (11/7/98).....	-11

**MOST RUSHING YARDS ALLOWED**

1. Clemson (10/31/81).....	536
2. Oklahoma (10/5/74).....	531
3. Army West Point (10/19/63).....	501
4. North Carolina (10/10/81).....	467
5. Navy (10/26/96).....	463
6. South Carolina (11/18/78).....	455
7. Army West Point (10/6/45).....	443
8. North Carolina (10/8/83).....	440
9. Clemson (9/16/00).....	436
10. Duke (11/7/81).....	432

**FEWEST RUSHING YARDS ALLOWED**

1. Furman (11/22/52).....	-21
2. Richmond (10/6/51).....	-21
3. Temple (12/27/16).....	-20
4. Virginia (10/23/76).....	-1
5. NC State (11/1/52) (43 carries).....	6
6. Navy (11/23/91).....	7
7. Wm Jewell (9/21/40).....	9
8. North Carolina (9/23/44).....	11
9. Clemson (10/4/47).....	12
North Carolina (10/6/99).....	12
Boston College (11/3/12).....	12

**MOST RUSHING ATTEMPTS**

1. Tulsa (10/16/71).....	94
2. Duke (11/7/70).....	78
3. Virginia Tech (9/18/71).....	78
4. South Carolina (11/15/69).....	76
5. NC State (11/18/50).....	73
6. North Carolina (10/23/71).....	72
7. NC State (10/9/71).....	71
8. Purdue (9/21/02).....	69
East Carolina (9/1/01).....	69
South Carolina (10/13/73).....	69
Virginia Tech (9/26/64).....	69

**FEWEST RUSHING ATTEMPTS**

1. NC State (11/18/95).....	10
2. Louisiana-Monroe (9/14/13).....	15
3. Duke (10/28/95).....	16
4. Georgia Tech (11/4/95).....	17
5. Virginia (10/31/98).....	17
6. South Carolina (11/14/87).....	18
7. Maryland (10/19/96).....	19
Georgia Tech (9/14/96).....	19
Syracuse (11/2/13).....	19
North Carolina (10/5/96).....	19

**MOST RUSHING ATTEMPTS ALLOWED**

1. Virginia Tech (11/22/75).....	87
2. Duke (10/19/57).....	82
3. Army West Point (9/22/12).....	77
Clemson (11/4/78).....	77
5. South Carolina (11/12/77).....	75
6. Army West Point (10/19/63).....	75
Oklahoma (10/5/74).....	75
8. Maryland (10/4/69).....	74
9. NC State (9/24/77).....	72

Duke (11/15/58).....	72
Virginia Tech (9/4/76).....	72

**FEWEST RUSHING ATTEMPTS ALLOWED**

1. Clemson (9/12/46).....	16
2. Maryland (11/20/93).....	17
Florida State (11/14/98).....	17
Virginia (11/8/08).....	17
5. Elon (9/3/15).....	19
6. Florida State (11/15/97).....	20
Rutgers (11/8/97).....	20

**MOST PASSING YARDS**

1. Maryland (10/17/81).....	556
2. NC State (11/18/95).....	545
3. Georgia Tech (11/4/95).....	501
4. Georgia Tech (11/21/98).....	494
5. Duke (10/28/95).....	478
6. Louisville (10/28/17).....	461
7. South Carolina (11/15/80).....	447
8. NC State (9/20/86).....	429
9. NC State (11/7/98).....	421
10. Miami (10/31/09).....	408

**MOST PASSING YARDS ALLOWED**

1. Florida State (11/15/97).....	506
2. Texas A&M (12/29/17).....	499
3. Indiana (9/24/16).....	496
4. Duke (11/8/80).....	482
5. Duke (11/5/88).....	475
6. Duke (11/6/82).....	445
7. Duke (11/4/89).....	444
8. Syracuse (11/4/17).....	443
9. NC State (9/6/03).....	433
Clemson (10/25/12).....	433

**FEWEST PASSING YARDS**

1. Duke (11/10/73) (4-11).....	-1
2. Virginia (11/18/72) (0-8).....	0
North Carolina (10/23/71) (1-3).....	0
Virginia (10/5/57) (0-5, 3 INT).....	0
Virginia (11/18/72) (0-8, 2 int).....	0
6. North Carolina (10/5/63) (6-23).....	4
7. Duke (11/13/71) (1-5).....	5
8. Boston College (11/7/53) (1-7).....	7
South Carolina (11/20/71) (2-7).....	7
10. Tennessee (9/23/72) (2-8).....	9

**FEWEST PASSING YARDS ALLOWED**

1. Army West Point (9/29/90) (0-3).....	0
Duke (11/17/56) (0-6).....	0
Navy (10/24/09) (0-0).....	0
Virginia Tech (9/26/59) (0-6).....	0
NC State (11/2/57) (0-8).....	0
Duquesne (9/17/49) (0-7).....	0
7. Vanderbilt (10/2/65) (1-5).....	9
Maryland (10/4/69) (1-1).....	9
9. North Carolina (10/23/71) (1-7).....	10
10. South Carolina (11/13/77) (1-2).....	11

**MOST TOTAL OFFENSE YARDS**

1. Syracuse (11/11/17).....	734
2. Texas A&M (12/29/17).....	646
3. North Carolina (10/36/68).....	632
4. Louisville (10/28/17).....	625
5. Virginia (10/25/75).....	598
6. Tulsa (10/16/71).....	591
Elon (9/3/15).....	591
8. Utah State (9/16/17).....	588
8. Auburn (10/27/79).....	587
9. East Carolina (9/11/04).....	584
Notre Dame (11/4/17).....	587

**FEWEST TOTAL OFFENSE YARDS**

1. North Carolina (9/28/35).....	13
2. North Carolina (10/16/37).....	26
3. North Carolina (9/26/31).....	45
4. South Carolina (11/14/87).....	66
5. Maryland (10/20/73).....	69
6. Boston College (11/7/53).....	82
7. North Carolina (10/5/63).....	92
8. Virginia Tech (9/28/63).....	93

**MOST TOTAL OFFENSE YARDS ALLOWED**

1. Clemson (10/31/81).....	756
2. Florida State (10/14/95).....	749
3. Notre Dame (11/4/17).....	710
4. Duke (11/6/82).....	706
5. Houston (9/29/67).....	695
6. Florida State (10/30/93).....	647
7. Virginia (10/23/82).....	643
8. Oklahoma (10/5/74).....	640
9. NC State (11/24/73).....	638
10. Clemson (9/16/00).....	623

**FEWEST TOTAL OFFENSE YDS ALLOWED**

1. Furman (11/22/52).....	0
2. North Carolina (9/23/44).....	12
3. Maryland (10/7/44).....	31
4. NC State (11/1/52).....	58
5. Richmond (10/6/51).....	63
6. Virginia Tech (9/17/55).....	68
7. Duquesne (9/17/49).....	78
8. Georgetown (10/4/46).....	84
9. North Carolina (10/11/47).....	94
Delaware (9/17/16).....	94

**MOST TOTAL OFFENSE PLAYS**

1. Western Carolina (9/4/82).....	103
2. Tulsa (10/16/71).....	101
3. Texas A&M (12/29/17).....	97
3. Minnesota (10/5/68).....	96
4. Duke (10/28/95).....	94
5. Purdue (10/19/68).....	93
6. Virginia (9/28/02).....	92
Georgia Tech (10/5/02).....	92
Duke (11/3/90).....	92
9. Georgia (9/15/79).....	91
10. South Carolina (11/15/69).....	90
NC State (9/20/86).....	90
Georgia Tech (11/21/98).....	90
Georgia Tech (11/18/89).....	90

**FEWEST TOTAL OFFENSE PLAYS**

1. Army West Point (10/19/63).....	41
2. South Carolina (11/22/56).....	43
South Carolina (11/14/87).....	43
4. North Carolina (10/11/47).....	44
Duke (10/19/57).....	44
6. Auburn (11/4/61).....	46
Baylor (9/23/61).....	46
8. Virginia (10/6/56).....	48
Virginia (10/5/57).....	48
10. NC State (11/22/62).....	49
Louisiana-Monroe (8/28/14).....	49

**MOST TOTAL OFFENSE PLAYS ALLOWED**

1. Louisiana-Monroe (8/29/13).....	104
Appalachian State (10/3/81).....	104
3. Syracuse (11/11/17).....	99
4. Vanderbilt (11/27/75).....	97
5. Virginia Tech (10/16/75).....	96
Maryland (10/19/96).....	96
Clemson (11/4/78).....	96
8. South Carolina (9/19/70).....	95
Virginia (10/23/82).....	95
9. Texas A&M (12/29/17).....	94
NC State (11/18/17).....	94
NC State (11/10/12).....	94
Florida State (10/14/95).....	94
North Carolina (10/14/78).....	94

**FEWEST OFFENSE PLAYS ALLOWED**

1. Georgetown (10/4/46).....	32
2. NC State (11/18/50).....	37
3. North Carolina (10/11/47).....	41
Virginia Tech (9/27/58).....	41
5. NC State (9/13/69).....	42
6. Delaware (9/17/16).....	43
Presbyterian (8/29/13).....	43
8. Duke (10/25/47).....	44
9. Tennessee (11/3/62).....	45
10. North Carolina (10/23/71).....	46

**MOST FIRST DOWNS**

1. Tulsa (10/16/71).....	38
2. Georgia Tech (11/21/98).....	37

3. Notre Dame (11/4/17).....	34
4. Miami (10/31/09).....	33
Syracuse (11/11/17).....	33
6. Virginia (10/25/75).....	32
7. Texas A&M (12/29/17).....	31
North Carolina (11/8/03).....	31
Georgia (9/15/79).....	31
Duke (11/6/82).....	31

**FEWEST FIRST DOWNS GAINED**

1. North Carolina (9/30/1916).....	0
North Carolina (9/24/32).....	0
3. Maryland (10/20/73).....	1
4. North Carolina (9/28/35).....	2
North Carolina (10/16/37).....	2
6. Boston College (11/8/47).....	4
South Carolina (11/14/87).....	4
Duke (9/27/41).....	4
Baylor (11/17/51).....	4
10. Several times, last... Louisiana-Monroe (8/28/14).....	5

**MOST FIRST DOWNS ALLOWED**

1. Virginia Tech (10/16/10).....	35
Florida State (10/30/93).....	35
Clemson (10/31/81).....	35
4. Syracuse (11/11/17).....	33
Florida State (10/23/68).....	33
Duke (11/6/82).....	33
NC State (11/24/73).....	33
Clemson (11/4/78).....	33
9. Texas A&M (12/29/17).....	32
Houston (9/29/67).....	32
Auburn (9/20/69).....	32

**FEWEST FIRST DOWNS ALLOWED**

1. North Carolina (9/23/44).....	1
2. Guilford (10/6/23).....	2
Maryland (10/7/44).....	2
Presbyterian (8/29/13).....	2
Elon (9/16/39).....	2
6. Miami (10/27/44).....	3
Virginia Tech (9/17/55).....	3
William Jewell (9/21/40).....	3
9. Georgetown (9/27/47).....	4
North Carolina (10/11/47).....	4
North Carolina (10/11/47).....	4
NC State (10/18/41).....	4
NC State (10/2/54).....	4

**MOST FIRST DOWNS BY RUSHING**

1. Tulsa (10/16/71).....	32
2. Virginia (10/25/75).....	24
3. Virginia Tech (9/18/71).....	23
4. South Carolina (11/15/71).....	21
5. Duke (11/7/70).....	20
6. North Carolina A&T (9/18/04).....	20
7. Several times, last .... East Carolina (9/17/05).....	19

**FEWEST FIRST DOWNS BY RUSHING**

1. Maryland (10/17/81).....	0
Maryland (10/20/73).....	0
Clemson (11/2/91).....	0
Florida State (11/14/98).....	0
Maryland (10/19/96).....	0
Virginia (10/8/94).....	0
Duke (11/7/81).....	0
7. Many times.....	1

**MOST RUSHING FIRST DOWNS ALLOWED**

1. Clemson (10/31/81).....	27
2. North Carolina (10/8/83).....	25
3. Clemson (9/16/00).....	24
North Carolina (10/10/81).....	24
5. Virginia Tech (11/19/81).....	23
Army West Point (10/19/63).....	23
Oklahoma (10/5/74).....	23
North Carolina (10/9/82).....	23
9. Virginia (10/22/83).....	22
Virginia Tech (11/22/75).....	22
NC State (11/24/73).....	22

# TEAM RECORDS

## FEWEST RUSHING FIRST DOWNS ALLOWED

- Gardner-Webb (9/17/11) ..... 0
- Boston College (11/3/12) ..... 1
- Elon (9/3/15) ..... 1
- Virginia (10/23/76) ..... 1
- North Carolina (9/23/44) ..... 1
- By many

## MOST PASSING FIRST DOWNS

- Georgia Tech (10/21/98) ..... 27
- Georgia Tech (11/4/95) ..... 26
- North Carolina (10/9/93) ..... 24
- Maryland (10/17/81) ..... 24
- NC State (11/18/95) ..... 24
- Duke (10/28/95) ..... 22
- South Carolina (11/15/80) ..... 21
- Miami (10/31/09) ..... 21
- Notre Dame (11/4/17) ..... 20
- NC State (9/20/86) ..... 20

## FEWEST PASSING FIRST DOWNS

- by many ..... 0

## MOST PASSING FIRST DOWNS ALLOWED

- Texas A&M (12/29/17) ..... 24
- Florida State (9/15/97) ..... 23
- Syracuse (11/11/17) ..... 22
- Boston College (9/1/07) ..... 21
- Duke (11/8/80) ..... 21
- NC State (9/6/03) ..... 20
- Duke (11/5/88) ..... 20
- Louisville (10/28/17) ..... 19
- Clemson (11/12/11) ..... 19
- Boston College (11/3/12) ..... 19
- Boston College (11/4/06) ..... 19
- Duke (11/28/15) ..... 19
- Maryland (11/20/93) ..... 19
- Virginia Tech (11/25/72) ..... 19

## FEWEST PASSING FIRST DOWNS ALLOWED

- by many ..... 0

## MOST FIRST DOWNS BY PENALTY

- Clemson (11/6/14) ..... 6
- NC State (10/1/16) ..... 5
- Indiana (9/26/15) ..... 5
- Florida State (10/3/15) ..... 5
- Florida State (11/14/98) ..... 5
- Duke (11/16/96) ..... 5
- Florida State (9/17/94) ..... 5
- Duke (10/22/94) ..... 5
- Maryland (10/17/81) ..... 5
- Richmond (11/14/81) ..... 5
- Appalachian State (11/22/80) ..... 5
- North Carolina (10/14/78) ..... 5

## MOST FIRST DOWNS ALLOWED BY PENALTY

- Virginia (10/24/87) ..... 6
- Utah State (9/13/14) ..... 5
- North Carolina (10/11/80) ..... 5
- Duke (10/22/11) ..... 5
- Duke (9/9/06) ..... 5
- Miami (10/26/13) ..... 4
- Florida State (11/9/13) ..... 4

## MOST PENALTIES

- Duke (11/7/92) (106 yards) ..... 15
- Clemson (10/19/02) (125 yards) ..... 14
- North Carolina (10/27/51) (120 yards) ..... 14
- Duke (11/7/87) (117 yards) ..... 14
- Virginia (10/3/70) (117 yards) ..... 13
- Appalachian State (10/3/81) (106 yards) ..... 13
- Clemson (9/4/04) (125 yards) ..... 13
- Boston College (9/21/51) (130 yards) ..... 12
- Clemson (11/1/80) (125 yards) ..... 12
- Virginia Tech (10/10/70) (116 yards) ..... 12
- Boston College (10/15/05) (110 yards) ..... 12
- North Carolina (10/8/88) ..... 12
- Duke (10/22/94) ..... 12

## MOST PENALTY YARDS

- Furman (10/4/41) ..... 153
- George Washington (10/21/50) ..... 137
- Boston College (9/21/51) (12 penalties) 130

- Clemson (11/1/80) (12 penalties) ..... 125
- Clemson (10/19/02) (14 penalties) ..... 125
- Clemson (9/4/04) (13 penalties) ..... 125
- William & Mary (9/22/73) (9 penalties) ..... 124
- North Carolina (10/27/51) (14 penalties) 120
- North Carolina (10/21/72) (11 penalties) 119
- Miami (11/21/69) (8 penalties) ..... 117
- Virginia (10/3/70) (13 penalties) ..... 117

## MOST PENALTIES BY OPPONENT

- Florida State (9/17/94) (142 yards) ..... 18
- Duke (11/5/88) (131 yards) ..... 16
- Clemson (11/27/82) (116 yards) ..... 15
- Virginia Tech (9/28/63) (45 yards) ..... 15
- Florida State (10/16/99) (124 yards) ..... 15
- Virginia Tech (9/10/83) (163 yards) ..... 14
- Florida State (10/30/93) (110 yards) ..... 14
- Boston College (8/30/03) (107 yards) ..... 14
- Florida State (11/14/98) (139 yards) ..... 14
- Florida State (10/8/11) (109 yards) ..... 13
- NC State (10/1/16) (144 yards) ..... 13

## MOST PENALTY YARDS BY OPPONENT

- Virginia Tech (9/10/83) (14 penalties) .. 163
- Maryland (10/17/81) (12 penalties) ..... 145
- NC State (10/1/16) (13 penalties) ..... 144
- Clemson (11/1/80) (12 penalties) ..... 143
- Florida State (9/17/94) (18 penalties) ..... 142
- Virginia (10/31/59) (9 penalties) ..... 140
- Florida State (9/20/08) (12 penalties) .. 139
- Florida State (11/14/98) (14 penalties) .. 139
- Florida State (9/19/59) (8 penalties) ..... 135
- Virginia Tech (10/10/70) (9 penalties) .. 132

## FEWEST PENALTIES

- Memphis (10/31/64) ..... 0
- South Carolina (11/26/60) ..... 0
- Syracuse (10/8/16) (5 yards) ..... 1
- Clemson (11/12/11) (10 yards) ..... 1
- Connecticut (11/29/07) (6 yards) ..... 1
- Clemson (9/28/96) (5 yards) ..... 1
- Virginia (10/3/92) (10 yards) ..... 1
- Georgia Tech (11/16/85) (5 yards) ..... 1
- Kansas State (9/27/75) (5 yards) ..... 1
- Duke (11/16/68) (4 yards) ..... 1
- Clemson (9/24/60) (15 yards) ..... 1
- Maryland (10/22/60) (5 yards) ..... 1
- Duke (11/17/56) (5 yards) ..... 1
- Boston College (11/7/53) (5 yards) ..... 1

## FEWEST PENALTIES BY OPPONENT

- Louisville (10/28/17) ..... 0
- Boston College (9/9/17) ..... 0
- Boston College (9/6/13) ..... 0
- North Carolina (10/26/68) ..... 0
- NC State (11/5/60) ..... 0
- Duke (11/12/60) ..... 0
- Many times, last:  
Delaware (9/17/16) (5 yards) ..... 1

## GREATEST TIME OF POSSESSION

- Delaware (9/17/16) ..... 39:56
- Elon (9/3/15) ..... 38:52
- Miami (10/31/09) ..... 38:52
- Western Carolina (9/4/82) ..... 38:48
- Virginia (10/23/82) ..... 38:43
- Virginia (10/23/76) ..... 38:37
- Louisville (11/12/16) ..... 38:16
- South Carolina (11/15/80) ..... 38:15
- Rutgers (11/8/97) ..... 38:08
- Duke (10/22/11) ..... 38:07

## LOWEST TIME OF POSSESSION

- Georgia Tech (9/14/96) ..... 17:50
- Virginia Tech (10/16/10) ..... 18:34
- NC State (11/18/17) ..... 18:53
- South Carolina (11/14/87) ..... 19:34
- South Carolina (9/5/81) ..... 19:39
- Northwestern (9/25/93) ..... 19:51
- Virginia (10/22/88) ..... 20:25
- Virginia (10/8/94) ..... 20:38
- Vanderbilt (9/3/94) ..... 20:50
- Louisiana-Monroe (9/14/13) ..... 21:01

## MOST KICKOFF RETURNS

- Maryland (10/30/10) (161 yards) ..... 11
- Clemson (11/4/78) (216 yards) ..... 10
- Florida State (10/14/95) (233 yards) ..... 10
- Connecticut (11/15/03) (194 yards) ..... 9
- Duke (11/6/82) (130 yards) ..... 9
- Duke (11/17/62) (234 yards) ..... 9
- West Virginia (10/1/55) (98 yards) ..... 9
- By many ..... 8

## MOST KICKOFF RETURN YARDS

- NC State (11/24/73) (7 returns) ..... 242
- Duke (11/17/62) (9 returns) ..... 234
- Florida State (10/14/95) (10 returns) ... 233
- Duke (10/22/94) (8 returns) ..... 220
- Clemson (11/4/78) (10 returns) ..... 216
- Duke (11/13/99) (6 returns) ..... 207
- Stanford (9/18/10) (8 returns) ..... 204
- Army West Point (10/19/63) (8 returns) 196
- Maryland (10/13/90) (5 returns) ..... 195
- Connecticut (11/15/03) (9 returns) ..... 194
- Clemson (9/16/00) (8 returns) ..... 194

## MOST KICKOFF RETURNS ALLOWED

- Duke (9/11/10) ..... 9
- William & Mary (10/22/49) ..... 9
- Richmond (10/6/51) ..... 9
- By many, last:  
Texas A&M (12/29/17) ..... 8

## MOST KICKOFF RETURN YARDS ALLOWED

- Duke (11/21/09) (8 returns) ..... 234
- Duke (9/11/10) (9 returns) ..... 222
- Geo. Washington (10/18/47) (8 returns) 204
- Maryland (10/10/09) (6 returns) ..... 194
- Duke (11/3/90) (5 returns) ..... 186
- North Carolina (10/27/07) (8 returns) ... 184
- William & Mary (10/7/50) (8 returns) ... 174
- Duke (11/13/99) (3 returns) ..... 173
- Maryland (10/19/13) (6 returns) ..... 171
- Tulsa (10/16/71) (8 returns) ..... 170

## MOST PUNT RETURNS

- NC State (11/1/52) (66 yards) ..... 10
- NC State (10/2/54) (118 yds) ..... 9
- Virginia (9/9/78) (74 yards) ..... 9
- NC State (11/15/47) ..... 9
- South Carolina (11/9/68) (94) ..... 8
- North Carolina (10/27/51) (67 yards) ..... 8
- Boston U. (9/13/86) (135 yards) ..... 8
- North Carolina (10/18/52) (74 yards) ..... 8
- Richmond (10/6/51) (63 yards) ..... 8
- Duquesne (9/17/49) (65 yards) ..... 8
- South Carolina (11/28/46) (84 yards) ..... 8
- Boston College (9/27/46) (141 yards) ..... 8

## MOST PUNT RETURN YARDS

- Boston College (9/27/46) (8 returns) ... 141
- Navy (11/23/91) (6 returns) ..... 136
- Boston U. (9/13/86) (8 returns) ..... 135
- Duke (10/26/40) ..... 120
- NC State (10/2/54) (9 returns) ..... 118
- Duke (10/23/93) (4 returns) ..... 107
- William & Mary (9/22/56) (4 returns) ... 106
- Richmond (9/30/50) (7 returns) ..... 105
- Clemson (11/2/63) (6 returns) ..... 96
- South Carolina (11/9/68) (8 returns) ... 94
- Geo. Washington (10/18/47) (7 returns) . 94

## MOST PUNT RETURNS ALLOWED

- Maryland (10/20/73) (151 yards) ..... 11
- Florida State (10/25/03) (216 yards) ..... 10
- Tennessee (9/23/72) (108 yards) ..... 9
- Auburn (9/20/69) (159 yards) ..... 9
- Clemson (10/6/62) (15 yards) ..... 8
- by many ..... 7

## MOST PUNT RETURN YARDS ALLOWED

- Florida State (10/25/03) (10 returns) ... 216
- Auburn (9/20/69) (9 returns) ..... 159
- Clemson (10/6/62) (8 returns) ..... 155
- North Carolina (9/9/00) (7 returns) ..... 153
- Maryland (10/20/73) (11 returns) ..... 151
- Michigan (10/2/76) (7 returns) ..... 131

- Vanderbilt (11/24/12) (4 returns) ..... 129
- Virginia (10/28/61) (6 returns) ..... 125
- SMU (9/16/72) (6 returns) ..... 124
- West Virginia (10/1/55) (3 returns) ..... 121

## MOST PUNTS

- Clemson (10/12/40) (610 yards) ..... 15
- North Carolina (11/16/46) (569 yards) ... 14
- Duke (10/26/40) (440 yards) ..... 14
- Maryland (10/20/73) (601 yards) ..... 13
- Florida State (9/15/12) (520 yards) ..... 13
- Syracuse (11/2/13) (495 yards) ..... 12
- NC State (11/10/13) (520 yards) ..... 12
- Auburn (9/20/69) (432 yards) ..... 12
- NC State (11/9/40) (436 yards) ..... 12
- TCU (11/8/52) (409 yds) ..... 12

## FEWEST PUNTS

- Presbyterian (8/31/17) ..... 1
- Delaware (9/17/16) ..... 1
- Navy (10/20/07) ..... 1
- Navy (11/18/00) ..... 1
- UAB (10/23/99) ..... 1
- Virginia (10/25/75) ..... 1
- Presbyterian (11/3/45) ..... 1

## MOST PUNTS BY OPPONENT

- NC State (11/1/52) (526 yards) ..... 13
- Furman (11/22/52) (462 yards) ..... 12
- South Carolina (11/9/68) (409 yards) ... 12
- Boston College (11/26/16) (410 yards) ... 11
- Elon (9/3/15) (486 yards) ..... 11
- Syracuse (11/2/13) (442 Yards) ..... 11
- Gardner-Webb (9/17/11) (371 yards) ... 11
- North Carolina (10/18/52) (512 yards) ... 11
- Duke (10/25/47) (550 yards) ..... 11

## FEWEST PUNTS BY OPPONENT

- Clemson (10/31/81) ..... 0
- Duke (11/8/75) ..... 0
- Auburn (9/20/69) ..... 0

## MOST FUMBLES

- Duke (11/17/56) (lost 8) ..... 12
- Virginia Tech (9/28/63) (lost 4) ..... 9
- North Carolina (9/26/42) (lost 3) ..... 8
- Virginia Tech (11/25/72) (lost 5) ..... 7
- South Carolina (11/24/51) (lost 5) ..... 7
- Virginia Tech (11/9/57) (lost 2) ..... 7
- Virginia (9/17/66) (lost 6) ..... 6
- South Carolina (11/15/69) (lost 5) ..... 6
- Baylor (9/23/61) (lost 5) ..... 6
- Clemson (10/4/47) (lost 4) ..... 6
- Clemson (10/12/46) (lost 4) ..... 6
- Clemson (11/3/73) (lost 2) ..... 6

## MOST FUMBLES LOST

- Duke (11/17/56) ..... 8
- Virginia (9/17/66) ..... 6

## OPPONENT FUMBLES

- North Carolina (10/18/52) (lost 6) ..... 11
- Clemson (11/2/63) (lost 5) ..... 8
- NC State (9/11/76) (lost 2) ..... 8
- Boston College (11/8/47) (lost 6) ..... 7
- Richmond (9/30/50) (lost 4) ..... 7
- Tennessee (10/26/46) (lost 3) ..... 7
- Boston College (11/7/53) (lost 3) ..... 7
- Boston College (9/27/46) (lost 3) ..... 7
- Georgetown (10/4/46) (lost 6) ..... 6
- Duke (11/14/59) (lost 5) ..... 6
- South Carolina (11/27/54) (lost 4) ..... 6
- NC State (10/17/59) (lost 4) ..... 6
- Virginia (10/27/73) (lost 3) ..... 6
- Virginia Tech (11/11/61) (lost 3) ..... 6

## OPPONENT FUMBLES LOST

- North Carolina (10/18/52) (11 fumbles) ... 6
- Boston College (11/8/47) (7 fumbles) ... 6
- Georgetown (10/4/46) (6 fumbles) ..... 6
- Clemson (11/2/63) (8 fumbles) ..... 5
- Duke (11/14/59) (6 fumbles) ..... 5

# CLASS RECORDS

## PASSING

### Completion Percentage

Senior:	Riley Skinner (2009)	.660 (264-400)
Junior:	Riley Skinner (2008)	.639 (232-363)
Sophomore:	Riley Skinner (2007)	*.724 (236-326)
R-Freshman:	Riley Skinner (2006)	.658 (171-260)
T-Freshman:	John Wolford (2014)	.583 (214-367)

### Passing Yards

Senior:	John Wolford (2017)	*3,192
Junior:	Phil Barnhill (1989)	2,454
Sophomore:	Tanner Price (2011)	3,017
R-Freshman:	Riley Skinner (2006)	2,051
T-Freshman:	John Wolford (2014)	2,037

### Pass Attempts

Senior:	Rusty LaRue (1995)	421
Junior:	Tanner Price (2012)	410
Sophomore:	Tanner Price (2011)	*422
R-Freshman:	Riley Skinner (2006)	260
T-Freshman:	John Wolford (2014)	367

### Pass Completions

Senior:	Rusty LaRue (1995)	*264
	Riley Skinner (2009)	*264
Junior:	Riley Skinner (2008)	232
Sophomore:	Tanner Price (2011)	253
R-Freshman:	Riley Skinner (2006)	171
T-Freshman:	John Wolford (2014)	214

### Passing Touchdowns

Senior:	John Wolford (2017)	*29
Junior:	Phil Barnhill (1989)	17
Sophomore:	Tanner Price (2011)	20
R-Freshman:	Riley Skinner (2006)	9
T-Freshman:	John Wolford (2014)	12

## RECEIVING

### Receptions

Senior:	Kenneth Moore (2007)	*98
Junior:	Chris Givens (2011)	83
Sophomore:	Michael Campanaro (2011)	73
R-Freshman:	Cam Serigne (2014)	54
T-Freshman:	<b>Chuck Wade (2015)</b>	33

### Receiving Yards

Senior:	Ricky Proehl (1989)	1,053
Junior:	Chris Givens (2011)	*1,330
Sophomore:	Wayne Baumgardner	1,000
R-Freshman:	<b>Greg Dortch (2017)</b>	722
T-Freshman:	Tabari Hines (2015)	366

### Receiving Touchdowns

Senior:	Ricky Proehl (1989)	11
Junior:	Kenny Duckett (1980)	*12
Sophomore:	John Zeglinski (1975)	8
R-Freshman:	<b>Greg Dortch (2017)</b>	9
T-Freshman:	Todd Dixon (1990)	4

### Yards Per Reception

Senior:	David Richmond (1983)	17.0
Junior:	Wayne Baumgardner (1980)	18.6
Sophomore:	Todd Dixon (1991)	*19.9
R-Freshman:	Jason Anderson (2001)	16.9
T-Freshman:	Todd Dixon (1990)	19.8

## RUSHING

### Rushing Yards

Senior:	Larry Hopkins (1971)	*1,228
Junior:	Tarence Williams (2001)	1,018
Sophomore:	Chris Barclay (2003)	1,192
R-Freshman:	Josh Adams (2007)	953
T-Freshman:	James McDougald (1976)	1,018

### Rushing Attempts

Senior:	Morgan Kane (1999)	*275
Junior:	Tarence Williams (2001)	249
Sophomore:	James McDougald (1977)	242
R-Freshman:	Josh Adams (2007)	219
T-Freshman:	James McDougald (1976)	245

### Rushing Touchdowns

Senior:	Brian Piccolo (1964)	*15
	Larry Russell (1971)	*15
Junior:	Larry Russell (1970)	10
	Freddie Summers (1967)	10
	Tarence Williams (2001)	10
Sophomore:	Chris Barclay (2003)	12
R-Freshman:	Josh Adams (2007)	11
T-Freshman:	James McDougald (1976)	10

### Yards Per Carry

Senior:	Bill Barnes (1956)	6.00
Junior:	Ken Garrett (1971)	*6.70
Sophomore:	Micah Andrews (2005)	5.60
R-Freshman:	Micah Andrews (2004)	6.14
T-Freshman:	Chris Barclay (2002)	4.88

## SCORING

### Points Scored

Senior:	Mike Weaver (2017)	*115
Junior:	Sam Swank (2007)	98
Sophomore:	Sam Swank (2006)	102
R-Freshman:	Sam Swank (2005)	86
T-Freshman:	James McDougald (1976)	60

### Touchdowns Scored

Senior:	Brian Piccolo (1964)	*17
Junior:	Kenny Duckett (1980)	12
	Chip Rives (1986)	12
Sophomore:	Chris Barclay (2003)	12
R-Freshman:	Josh Adams (2007)	12
T-Freshman:	James McDougald (1976)	10

### Field Goals

Senior:	Mike Weaver (2017)	21
Junior:	Mike Weaver (2016)	21
Sophomore:	Sam Swank (2006)	*23
R-Freshman:	Sam Swank (2005)	19
T-Freshman:	Danny Nolan (1983)	4

## TOTAL OFFENSE

Senior:	John Wolford (2017)	*3,875
Junior:	Phil Barnhill (1989)	2,820
Sophomore:	Tanner Price (2011)	2,964
R-Freshman:	Riley Skinner (2006)	1,980
T-Freshman:	Tanner Price (2010)	1,469

## ALL-PURPOSE YARDS

Senior:	Kenneth Moore (2007)	*1,854
Junior:	Anthony Williams (1990)	1,606
Sophomore:	John Zeglinski (1975)	1,730
R-Freshman:	<b>Greg Dortch (2017)</b>	1,290
T-Freshman:	Michael Ramseur (1982)	1,089

## PUNTING

Senior:	Ryan Plackemeier (2005)	*47.2
Junior:	Harry Newsome (1983)	45.5
Sophomore:	Ryan Plackemeier (2003)	45.6
R-Freshman:	Alexander Kinal (2012)	40.7
T-Freshman:	Ryan Plackemeier (2002)	43.2

## DEFENSE

### Total Tackles

Senior:	Ed Stetz (1971)	*203
Junior:	Ed Stetz (1970)	191
Sophomore:	Ernie Purnsley (1986)	154
R-Freshman:	Lamont Scales (1989)	142
T-Freshman:	Kevin Giles (1991)	91

### Unassisted Tackles

Senior:	Ed Stetz (1971)	*126
Junior:	Bill Armstrong (1975)	123
Sophomore:	Reggie McCummings (1983)	79
R-Freshman:	Kelvin Moses (1995)	71
T-Freshman:	Ronnie Burgess (1981)	53

### Tackles For Loss (since 1973)

Senior:	Mike McCrary (1992)	*24
Junior:	Bryan Ray (1999)	19
Sophomore:	Matt Petz (1998)	15
R-Freshman:	Fred Robbins (1996)	11
	Kelvin Moses (1995)	11
T-Freshman:	Marvin Mitchell (1987)	6
	Rudy Thompson (1989)	6

### Sacks (since 1977)

Senior:	Mike McCrary (1992)	*16
Junior:	Duke Ejifor (2016)	10.5
Sophomore:	Calvin Pace (2000)	9
R-Freshman:	Maurice Gravely (1991)	3
	Harold Gragg (1993)	3
	Fred Robbins (1996)	3
	Nate Bolling (1998)	3
	Matt Robinson (2004)	3
	Kyle Wilber (2008)	3
T-Freshman:	Rudy Thompson (1989)	4

### Passes Defended (since 1981)

Senior:	Alphonso Smith (2008)	20
Junior:	A.J. Greene (1987)	*25
Sophomore:	<b>Essang Bassey (2017)</b>	19
R-Freshman:	Merrill Noel (2011)	21
T-Freshman:	A.J. Greene (1985)	7

### Interceptions

Senior:	Alphonso Smith (2008)	7
Junior:	Alphonso Smith (2007)	*8
Sophomore:	Kevin Byrnes (1971)	5
	Larry Spencer (1950)	5
R-Freshman:	Jessie Bates III (2016)	5
T-Freshman:	A.J. Greene (1985)	3
	John Herrlein (1951)	3

### Punt Returns

Senior:	George Coghill (1992)	40
Junior:	Tom Fetzer (1947)	*43
Sophomore:	Digit Laughridge (1966)	32
R-Freshman:	<b>Greg Dortch (2017)</b>	20
T-Freshman:	Tabari Hines (2015)	23

\* School record

# MISCELLANEOUS RECORDS

## BIGGEST COMEBACKS SINCE 1955

Deficit	Date	Opponent	Score	Time of Deficit	Final Score
1. 24	11/10/01	North Carolina	0-24	1:45 (2nd)	32-31
2. 21	9/22/07	Maryland	3-24	6:32 (3rd)	31-24 OT
3. 19	12/31/92	Oregon	10-29	4:44 (3rd)	39-35
4. 18	10/27/79	Auburn	20-38	1:40 (2nd)	42-38
5. 17	11/11/17	Syracuse	21-38	9:05 (2nd)	64-43
6.	Nine Times, last ....				
14	12/29/17	Texas A&M	0-14	11:04 (1st)	55-52

## BLOWN LEADS SINCE 1955

Lead	Date	Opponent	Score	Time of Lead	Final Score
1. 23	11/20/93	Maryland	29-6	10:12 (3rd)	32-33
2. 21	9/13/97	East Carolina	21-0	9:23 (2nd)	24-25
3. 17	10/31/09	Miami	17-0	10:36 (2nd)	27-28
17	10/16/05	Boston College	17-0	8:34 (2nd)	30-35
17	9/28/02	Virginia	34-17	7:36 (3rd)	34-38
17	9/20/86	NC State	24-7	0:29 (2nd)	38-42

## FOURTH QUARTER COMEBACKS SINCE 1955

Date	Opponent	Deficit	Time	Key Play	Key Players	Final Score
12/29/17	Texas A&M	52-48	2:18	1-yard run	Matt Colburn	55-52
11/11/17	Syracuse	43-40	11:48	29-yard run	John Wolford	64-43
9/23/17	Appalachian St.	19-17	7:22	25-yard field goal	Mike Weaver	20-19
9/8/12	North Carolina	27-21	12:50	1-yard run	Tanner Price	28-27
10/22/11	Duke	23-17	6:52	66-yard pass	Price to Givens	24-23
9/12/09	Stanford	17-10	0:02	1-yard run	Riley Skinner	24-17
12/20/08	Navy	19-14	7:52	8-yard pass	Skinner to Wooster	29-19
11/1/08	Duke	23-22	10:16	20-yard pass	Skinner to Boldin	33-30 OT
10/9/08	Clemson	7-6	5:28	7-yard pass	Skinner to Boldin	12-7
9/6/08	Mississippi	28-27	0:03	41-yard field goal	Sam Swank	30-28
9/22/07	Maryland	24-17	0:03	6-yard TD pass	Skinner to Tereshinski	31-24 OT
9/9/06	Duke	13-7	1:28	2-yard TD run	M. Andrews	14-13
10/1/05	Clemson	27-24	0:33	6-yard TD pass	Randolph to Marion	31-27
9/25/04	Boston College	14-10	1:09	40-yard TD pass	Randolph to Idlette	17-14
8/30/03	Boston College	28-25	1:47	43-yard TD pass	Randolph to Davis	32-28
10/5/02	Georgia Tech	21-16	5:29	10-yard TD run	T. Williams	24-21
11/23/02	Navy	27-23	0:53	5-yard TD run	F. Davis	30-27
11/3/01	Virginia	30-27	1:42	64-yard TD pass	MacPherson to Anderson	34-30
11/10/01	North Carolina	31-26	1:17	1-yard TD run	J. MacPherson	32-31
9/25/97	NC State	18-16	0:43	37-yard FG	M. Burdick	19-18
9/7/96	Northwestern	27-21	0:51	30-yard TD pass	Kuklick to D. Clark	28-27
11/16/96	Duke	16-10	1:27	3-yard TD pass	Kuklick to D. Clark	17-16
9/10/94	Appalachian St.	10-9	4:01	47-yard FG	Hollows	12-10
10/1/94	Army	27-23	5:54	14-yard TD rush	R. LaRue	33-27
9/12/92	Appalachian St.	7-3	1:11	4-yard TD pass	West to Mills	10-7
10/17/92	Maryland	23-20	12:43	49-yard TD pass	West to Dixon	30-23
11/14/92	Clemson	15-10	3:40	31-yard TD pass	West to Dixon	18-15
12/31/92	Oregon	29-24	12:02	61-yard TD pass	Jones to Dixon	39-35
11/9/91	Duke	14-13	9:56	23-yard TD rush	J. Leach	31-14
10/15/88	Maryland	24-19	1:22	1-yard TD run	T. Rogers	27-24
10/3/87	Army	13-10	2:46	26-yard TD pass	Elkins to Proehl	17-13
9/28/85	Appalachian St.	13-12	6:32	15-yard TD pass	White to Scales	24-21
10/13/84	North Carolina	3-0	12:43	1-yard TD pass	White to Chambers	14-3
11/10/84	Duke	16-13	0:16	7-yard TD pass	White to Scales	20-16
10/2/82	Virginia Tech	10-5	3:06	11-yard TD pass	Schofield to Richmond	13-10
10/2/82	Auburn	21-17	6:22	4-yard TD pass	Schofield to Baumgardner	24-21
10/3/81	Appalachian St.	14-7	1:21	9-yard TD pass	Schofield to Denfeld	15-7
11/8/80	Duke	24-20	10:36	3-yard TD run	H. Threatt	27-24
10/27/79	Auburn	38-35	11:22	4-yard TD run	McDougald	42-38
10/6/79	Virginia Tech	14-13	1:19	3-yard TD run	Johnson	19-14
9/15/79	Georgia	21-16	14:29	9-yard TD pass	Venuto to McDougald	22-21
9/15/73	Florida State	7-6	0:03	41-yard FG	Ramsey	9-7
11/11/72	Duke	7-3	0:54	28-yard TD run	Garrett	9-7
9/13/69	NC State	21-14	0:05	1-yard TD run	S. Bowden	22-21
10/23/65	North Carolina	10-6	6:00	43-yard TD pass	Wilson to Henry	12-10
11/20/65	Memphis State	14-13	11:49	1-yard TD run	Heck	21-20
10/24/64	Maryland	17-14	1:50	1-yard TD run	Piccolo	21-17
11/16/63	South Carolina	19-13	7:45	3-yard TD run	Sweetan	20-19
11/15/60	North Carolina	12-6	2:21	15-yard TD pass	Snead to Frederick	13-12
9/19/59	Florida State	20-15	1:56	5-yard TD run	Robinson	22-20
9/26/59	Virginia Tech	18-14	7:10	4-yard TD run	Ball	27-18
10/17/59	NC State	14-104	6:48	2-yard TD run	Bonecutter	17-10
11/5/55	William & Mary	7-6	NA	1-yard TD run	Consoles	13-7

## FASTEST SCORES SINCE 1957

Time	Date	Opponent	How	Who
1. 14:54	10/25/75	Virginia	Safety	—
2. 14:46	9/1/07	Boston College	21 yd Int. TD	A. Smith
3. 14:46	11/22/75	Virginia Tech	29 yd Fum. TD	Armstrong
4. 14:07	10/6/12	Maryland	73 yd TD	Price to Davis
5. 14:03	10/6/84	Richmond	28 yd TD	White to Brim
6. 14:01	10/20/07	Navy	13 yd TD	Skinner to Moore
7. 13:43	11/16/91	Georgia Tech	22 yd FG	Green
8. 13:36	9/10/88	Illinois State	69 yd TD	Elkins to Proehl
9. 13:23	11/14/64	South Carolina	62 yd TD	Mackovic to Piccolo
10. 13:16	9/29/90	Army	72 yd Punt Ret. TD	Coghill
10. 13:16	10/5/57	Virginia	Punt Block TD	McLean (b)/Moore (r)

## LONGEST DRIVES BY PLAYS

Pl-Yds	Opp	TOP	Result	Date
20-80	Vandy	10:08	TD	10/7/2000
19-80	Furman	8:30	FG	11/23/1974
19-73	Clemson	6:51	FG	10/27/1990
18-83	Rutgers	8:46	FG	10/2/1999
18-92	UNC	6:31	LOD	10/12/1985
18-69	Duke	6:06	TD	11/16/1996
18-55	GT	4:03	FUM	10/14/2000
17-64	Clemson	7:41	FG	10/1/2005
17-64	GT	7:40	FGA	11/14/1992
17-58	Florida St.	7:29	FUM	9/25/2010
17-69	GT	7:18	FG	11/5/2005
17-66	Auburn	7:04	LOD	9/19/1981
17-90	Rutgers	6:41	TD	10/2/1999
17-77	GT	6:25	FG	10/5/2002
17-74	Virginia	5:12	FGA	10/22/1983
17-80	GT	5:10	TD	11/17/2001
17-59	Oregon	5:07	FG	12/31/1992
17-90	Duke	4:57	TD	10/28/1995

## LONGEST DRIVES BY YARDS

Pl-Yds	Opp	TOP	Result	Date
13-99	WCU	5:12	TD	9/14/1991
9-99	Navy	3:31	TD	9/23/1995
6-99	UNC		TD	9/28/1940
13-98	Clemson	5:48	TD	11/1/2003
12-98	Vandy	5:08	TD	11/29/2008
12-98	Navy Bowl	3:48	TD	12/20/2008
9-98	Duke	3:47	TD	9/29/2012
9-97	App St.	3:13	TD	9/23/2017
11-97	ULM	1:55	TD	9/14/2013
6-97	WCU	2:55	TD	9/14/1991
15-96	Syracuse	6:13	TD	9/2/2006
7-96	Navy	2:56	TD	11/18/2000

## LONGEST DRIVES BY TIME

Pl-Yds	Opp	TOP	Result	Date
20-80	Vanderbilt	10:08	TD	10/7/2000
15-71	Virginia	8:49	TD	11/8/2008
12-37	UNC	8:48	Punt	10/26/2002
18-83	Rutgers	8:46	FG	10/2/1999
16-79	Miami	8:34	TD	10/26/2013
19-80	Furman	8:39	FG	11/23/1974
13-65	Virginia	8:00	punt	11/6/1993
15-57	NC State	7:57	FG	11/13/2010
16-64	Ole Miss	7:52	FG	9/6/2008
16-76	NC State	7:47	TD	11/15/2014
16-70	Virginia	7:46	INT	10/24/1987
13-68	Boston Co.	7:46	FG	9/9/2017

## BEST STARTS

Record	Last	#
3-0	2017	11
4-0	2017	6
5-0	2006	3
6-0	1944	1
7-0	1944	1
4-1	2017	13
5-1	2016	8
6-1	2006	3
7-1	2006	3
8-1	2006	2
9-1	2006	1
5-2	2016	12
6-2	2007	6
7-2	1979	2
8-2	1979	1
9-2	2006	1
10-2	2006	1
11-2	2006	1

6-3	2016	12
7-3	1992	3
8-3	1979	1

## WORST STARTS

Record	Last	#
0-3	2000	20
0-4	2000	11
0-5	2000	9
0-6	2000	7
0-7	2000	6
0-8	1974	5
1-4	1995	19
1-5	1995	13
1-6	1995	9
1-7	2000	7
2-5	2014	22
2-6	2014	18
2-7	2014	14
2-8	2014	9
2-9	2010	4

# BOWL GAME RECORDS

## INDIVIDUAL

*Note: Individual statistics are not available from the 1946 Gator and 1949 Dixie Bowl games.*

**Pass Attempts**  
John Wolford 49 2017 Belk

**Pass Completions**  
John Wolford 32 2017 Belk

**Completion Pct**  
Riley Skinner 1.000 (11-11) ^ 2008 EagleBank  
^ - NCAA Bowl Record

**Passing Yards**  
John Wolford 400 2017 Belk

**Passing Touchdowns**  
John Wolford 4 2017 Belk

**Passes Had Intercepted**  
Jay Venuto 3 1979 Tangerine  
Keith West 3 1992 Independence

**Receptions**  
Kenneth Moore 11 2007 Meineke

**Receiving Yards**  
Todd Dixon 166 1992 Independence  
Jason Anderson 157 2002 Seattle  
Wayne Baumgardner 128 1979 Tangerine  
Michael Campanaro 128 2011 Music City  
Cam Serigne 112 2017 Belk  
Kenneth Moore 112 2007 Meineke

**Most Receiving Touchdowns**  
Todd Dixon 2 1992 Independence  
Jason Anderson 2 2002 Seattle  
Tabari Hines 2 2017 Belk

**Rushing Attempts**  
Kevin Harris 24 2008 EagleBank  
Brandon Pendergrass 24 2011 Music City

**Rushing Yards**  
Matt Colburn 150 2017 Belk  
Kevin Harris 136 2008 EagleBank  
John Leach 116 1992 Independence

**Rushing Touchdowns**  
John Leach 2 1992 Independence  
Josh Adams 2 2008 EagleBank

**All-Purpose Yards**  
Kevin Harris 172 2008 EagleBank  
Kenneth Moore 169 2007 Meineke  
Todd Dixon 166 1992 Independence  
Matt Colburn 158 2017 Belk  
Jason Anderson 157 2002 Seattle

**Points Scored**  
Mike Weaver 13 (2 FG, 7 PAT) 2017 Belk

**Touchdowns Scored**  
5 times, last...  
Tabari Hines 2 2017 Belk

**Total Tackles**  
Jon Abbate 15 2007 FedEx Orange

**Unassisted Tackles**  
Kevin Giles 8 1992 Independence  
Chip Vaughn 8 2008 EagleBank

**Assisted Tackles**  
Jon Abbate 11 2007 FedEx Orange

**Fumble Recoveries**  
11 Times, last...  
Justin Strnad 1 2017 Belk Bowl  
Jaboree Williams 1 2017 Belk Bowl

**Interceptions**  
8 Times, last ...  
Jaboree Williams 1 2017 Belk

**Long Interception Return**  
Merrill Noel 18 2011 Music City

**Blocked Kicks**  
George Coghill 2 (PAT, FG) 1992 Independence

**Sacks**  
Fred Robbins 3 1999 Independence

**Tackles for Loss**  
Fred Robbins 4 Tackles for loss

**Pass Break-Ups**  
Essang Basseby 3 2017 Belk

**Punts**  
Alex Wulfeck 8 2011 Music City

**Punting Yards**  
Alex Wulfeck 320 2011 Music City

**Punting Average**  
Ryan Plackemeier 48.4 2002 Seattle  
(5 punts, 242 yards)

**Field Goals**  
Matthew Burdick 3 1999 Aloha

**Field Goal Attempts**  
Matthew Burdick 4 1999 Aloha

**Points by Kicking**  
Mike Weaver 13 2017 Belk

**Kickoff Returns**  
Chuck Wade, Jr. 5 2017 Belk

**Kickoff Return Yards**  
John Armstrong 133 2016 Military

**Punt Returns**  
Fabian Davis 5 2002 Seattle

**Punt Return Yards**  
Jessie Bates III 59 (1) 2017 Belk

**Punt Return Touchdowns**  
Jessie Bates III 1 (59) 2017 Belk

## TEAM

*Note: Records with an asterisk do not include the 1946 Gator and 1949 Dixie Bowl games.*

**First Downs**  
High: 31 2017 Belk  
Low: 15 1999 Aloha

**Rushing Attempts\***  
High: 66 2002 Seattle  
Low: 29 2007 FedEx Orange

**Rushing Yards**  
High: 368 1946 Gator  
Low: 30 1979 Tangerine

**Passing Yards**  
High: 400 2017 Belk  
Low: 18 1946 Gator

**Pass Attempts**  
High: 49 2017 Belk  
Low: 6 1946 Gator

**Pass Completions**  
High: 32 2017 Belk  
Low: 1 1946 Gator

**Passes Had Intercepted**  
High: 4 1979 Tangerine  
Low: 0 2002 Seattle, 2008 EagleBank  
2011 Music City, 2017 Belk

**Total Offensive Plays**  
High: 97 2017 Belk  
Low: 59 2008 EagleBank

**Total Offense**  
High: 646 2017 Belk  
Low: 263 1979 Tangerine

**Scoring**  
High: 55 2017 Belk  
Low: 7 1949 Dixie

**Fumbles**  
High: 4 1979 Tangerine  
Low: 0 1999 Aloha, 2011 Music City

**Fumbles Lost**  
High: 3 1992 Tangerine  
Low: 0 1999 Aloha, 2002 Seattle  
2011 Music City, 2016 Military

**Penalties**  
High: 11 1992 Independence  
Low: 1 1999 Aloha; 2007 Meineke

**Penalty Yards**  
High: 108 1992 Independence  
Low: 6 2007 Meineke

**Punt Returns**  
Returns: 5 2002 Seattle  
Yards: 59 2017 Belk

**Kickoff Returns**  
Returns: 7 1979 Tangerine  
Yards: 151 1979 Tangerine

## LONGEST PLAYS

**Pass**  
63 yds James MacPherson to Jason Anderson, 2002 Seattle

**Opponent Pass**  
58 yds Phillip Walker to Adonis Jennings (Temple), 2016 Military

**Scoring Pass**  
63 yds James MacPherson to Jason Anderson, 2002 Seattle

**Opponent Scoring Pass**  
58 yds Phillip Walker to Adonis Jennings (Temple), 2016 Military

**Run**  
66 yds Matt Colburn, 2017 Belk

**Opponent Run**  
72 yds Vick Ballard (Miss. State), 2011 Music City

**Scoring Run**  
38 yds Josh Adams, 2007 Meineke

**Punt**  
57 yds Ryan Plackemeier, 2002 Seattle

**Opponent Punt**  
57 yds Jose Arroyo (Oregon), 2002 Seattle

**Field Goal**  
46 yds Jimmy Newman, 2011 Music City

**Punt Return**  
59 yds Jessie Bates III, 2017 Belk

**Kickoff Return**  
80 yds John Armstrong, 2016 Military

# OPPONENT RECORDS

## INDIVIDUAL

### Rushing Attempts

41	Tony Benjamin, Duke (h)	11/10/73
39	Mike Grayson, Duke (h)	11/5/83
38	George Rogers, South Carolina (a)	11/15/80
38	Thomas Hammock, N. Illinois (a)	8/29/02

### Rushing Yards

276	Bruce Perry, Maryland (h)	9/22/01
244	Ronnie McGill, North Carolina (a)	11/8/03
237	George Rogers, South Carolina (a)	11/18/78
237	Bruce Perry, Maryland (h)	11/29/03

### Passing Attempts

68	Kolton Browning, ULM (h)	9/14/13
63	Nick Starkel, Texas A&M (n)	12/29/17
62	Ben Bennett, Duke (a)	11/8/80

### Pass Completions

43	Kolton Browning, ULM (h)	9/14/13
42	Nick Starkel, Texas A&M (n)	12/29/17
40	Matt Ryan, Boston College (h)	11/4/06
38	Ben Bennett, Duke (a)	11/8/80

### Passing Yards

499	Nick Starkel, Texas A&M (n)	12/29/17
496	Richard Lagow, Indiana (a)	9/24/16
475	Anthony Dilweg, Duke (a)	11/5/88
469	Ben Bennett, Duke (a)	11/8/80

### Touchdown passes

5	Tahj Boyd, Clemson	10/25/12
5	Mick Ryan, Boston College (a)	9/1/07
5	Kyle Wright, Miami	11/12/05

### Receptions

14	Ron Sellers, Florida State (a)	11/23/68
14	Russ Weaver, Maryland (h)	11/20/93
14	Steve Ishmael, Syracuse (a)	11/11/17

### Receiving Yards

283	Chris Castor, Duke (a)	11/6/82
260	Ron Sellers, Florida State (a)	11/23/68
251	Clarkston Hines, Duke (h)	11/4/89

## TEAM

### Most Points

82	Clemson (a)	10/31/81
----	-------------	----------

### Points In One Half

49	Clemson/1st half (a)	10/31/81
	Virginia Tech/1st half (a)	10/16/10

### Points In One Quarter

35	Clemson/2nd quarter (a)	10/31/81
34	Louisville/4th quarter (a)	11/12/16
34	Duke/1st quarter (a)	11/13/99
34	Northwestern/2nd quarter (a)	9/28/91

### First Downs

35	Clemson (a)	10/31/81
35	Florida State (a)	10/30/93
35	Virginia Tech (a)	10/16/10

### Rushing Yards

536	Clemson (a)	10/31/81
531	Oklahoma (a)	10/5/74
501	Army West Point (a)	10/19/63

### Passing Yards

506	Florida State (a)	11/15/97
499	Texas A&M (n)	12/29/2017
496	Indiana (a)	9/24/16

### Total Offense

756	Clemson (a)	10/31/81
749	Florida State (a)	10/14/95
710	Notre Dame (a)	11/4/17

### Most Turnovers

10	Boston College (4 int/6 fumbles) (a)	11/8/47
----	--------------------------------------	---------

### Most Penalties

18	Florida State (h)	9/17/94
----	-------------------	---------

### Most Penalty Yards

163	Virginia Tech (a)	9/10/83
-----	-------------------	---------

## LONGEST PLAYS

### Longest Rush

98	Josh Adams, Notre Dame (a)	11/14/15
96	Bob Schweickert, Virginia Tech (a)	11/10/62
94	Dalvin Cook, Florida State (h)	10/3/15
90	Dutch Brems, South Carolina (n)	1/1/46
90	Zac Stacey, Vanderbilt (h)	11/24/12
89	Ben Garnto, South Carolina (a)	10/16/65
88	Terrence Flagler, Clemson (h)	11/1/86
88	Sean Jackson, Florida State (a)	9/26/92
86	Devante McFarlane, Syracuse (h)	10/18/2014
86	Chris Johnson, East Carolina (a)	9/11/04
85	Matthew Dayes, NC State (h)	10/24/15
80	Bruce Perry, Maryland (h)	11/29/03
80	Bruce Perry, Maryland (h)	9/22/01
80	Tom McWilliams, Army (a)	10/6/45
80	Charley Trippi, Greensboro AAB (a)	11/13/43

### Longest Pass

97	Dave Brown to Clarkston Hines, Duke (h)	11/4/89
93	Wayne Schuchts to Nick Merrick, UVA (a)	10/23/82
89	Eric Dunger to Brisly Estime, Syracuse (a)	9/12/15
89	Joe Makar to Dick Tushak, Maryland (a)	10/2/43
86	Gary Pajcic to Ron Sellers, Florida St. (a)	11/19/66
85	Todd Baker to Buster Ray, NCSU (h)	9/30/78
85	Wayne Schuchts to Barry Word, UVA (h)	10/22/83

### Longest Kickoff Return

100	Tobias Palmer, NC State (a)	11/10/12
99	Scottie Montgomery, Duke (a)	11/13/99
98	Delbert Powell, North Carolina (h)	10/30/76
97	Don McCauley, North Carolina (a)	10/25/69
97	Cedric Jones, Duke (h)	11/10/79
97	Randy Jones, Duke (a)	11/3/90
97	Kermit Whitfield, Florida State (h)	11/9/13

### Longest Punt Return

95	George Clark, Duke (a)	11/11/44
88	Mack Matthews, Clemson (h)	10/6/62
86	Alex Webster, NC State (a)	9/29/51
85	Earl Dunham, South Carolina (n)	11/26/42
83	Tom Brown, Maryland (a)	11/18/61
83	Jonathan Krause, Vanderbilt (h)	11/24/12
82	Charles West, Furman (a)	11/22/53
81	Anthony Smith, Appalachian St. (h)	9/12/92
78	Ken Moore, Clemson (n)	10/30/54
78	Bosley Allen, North Carolina (h)	9/9/00

### Longest Interception Return

100	Ed Pasky, South Carolina (a)	11/26/49
97	Bill McFadden, Maryland (h)	10/17/81
90	Randall Jones, Maryland (a)	10/21/00
90	Dutch Brems, South Carolina (n)	1/2/46
86	Irvin Smith, Maryland (a)	10/15/88
83	Jerrelle Williams, Georgia Tech (h)	11/17/90
82	Johnny Watkins, Virginia Tech (a)	10/8/60

### Longest Punt

80	Ray McKown, TCU (a)	11/8/52
77	Jared Slovan, Rutgers (a)	11/8/97
76	Rodney Allen, East Carolina (h)	9/22/79
76	Sam Koch, Nebraska (a)	9/10/05
73	Doug Hatcher, South Carolina (a)	11/27/58
73	Ray Harris, North Carolina (a)	10/15/60

### Longest Field Goal

57	Obed Ariri, Clemson (a)	10/29/77
56	Sebastian Janikowski, Florida St. (a)	11/15/97
54	Nate Whitaker, Stanford (h)	9/12/09
54	Billy VanAman, Appalachian St. (h)	9/3/83
53	Connor Hughes, Virginia (a)	9/27/03
52	Donald Igwebuike, Clemson (a)	11/3/84
52	Carlos Reveiz, Tennessee (a)	10/5/85
52	David Richardson, Clemson (h)	11/1/97
52	Sebastian Janikowski, Florida St. (a)	10/16/99
52	Mark Bucholz, Clemson (a)	11/10/07
52	Matt Boshier, Miami (a)	10/25/08
52	Brad Craddock, Maryland (a)	10/6/12
52	Carey Spear, Vanderbilt	11/24/12
52	Roberto Aguayo, Florida State (a)	10/4/2014

## OPPONENT SEASON HIGHS/LOWS

MOST	RUSHING YARDS		PASSING YARDS		TOTAL OFFENSE		POINTS/GAME	
	Year	Avg.	Year	Avg.	Year	Avg.	Year	Avg.
1.	1981	315.7	1.	2003	279.8	1.	1981	488.7
2.	1963	279.4	2.	2017	271.5	2.	1996	475.8
3.	1973	277.5	3.	2012	266.8	3.	2017	457.3
4.	1994	270.7	4.	1997	264.3	4.	2003	454.2
5.	1978	268.9	5.	2005	252.7	5.	1994	451.0
6.	1983	267.5	6.	1988	247.0	6.	1982	449.3
7.	1974	266.4	7.	2001	244.9	7.	1993	448.2
8.	1969	262.7	8.	2010	238.2	8.	1989	435.0
9.	1977	261.55	9.	2004	235.3	9.	2000	432.9
10.	1972	261.46	10.	1995	233.2	10.	2012	432.8

FEWEST	RUSHING YARDS		PASSING YARDS		TOTAL OFFENSE		POINTS/GAME	
	Year	Avg.	Year	Avg.	Year	Avg.	Year	Avg.
1.	1997	96.1	1.	1956	49.7	1.	1952	214.2
2.	1952	99.7	2.	1959	62.1	2.	1951	246.7
3.	2006	105.8	3.	1953	78.4	3.	1954	260.0
4.	2007	109.4	4.	1960	85.1	4.	1961	262.9
5.	1999	121.4	5.	1957	93.0	5.	1959	267.0
6.	2008	124.2	6.	1962	95.9	6.	1956	268.8
7.	2005	133.5	7.	1954	97.1	7.	1955	269.2
8.	1966	134.8	8.	1961	98.0	8.	1953	278.7
9.	2001	140.4	9.	1976	104.4	9.	1966	279.4
10.	1951	140.8	10.	1977	105.4	10.	1964	291.6

# BB&T FIELD RECORDS

## INDIVIDUAL

### Rushes

WF: 46 John Leach vs. Maryland (11/20/93)  
 Opp: 41 Tony Benjamin, Duke (11/10/73)

### Rushing Yards

WF: 329 John Leach vs. Maryland (11/20/93)  
 Opp: 276 Bruce Perry, Maryland (9/22/01)

### Rushing Touchdowns

WF: 4 Larry Russell vs. Davidson (9/11/71)  
 Larry Russell vs. Wm & Mary (11/6/71)  
 James McDougald vs. Auburn (10/27/79)  
 Chris Barclay vs. East Carolina (9/17/05)  
 Opp: 5 Stan Fritts, NC State (10/14/72)

### Longest Run

WF: 90 yds Freddie Summers vs. Maryland (11/2/68)  
 Opp: 94 yds Dalvin Cook, Florida State (10/3/15)

### Pass Attempts

WF: 67 Rusty LaRue vs. NC State (11/18/95)  
 Opp: 68 Kolton Browning, ULM (9/14/14)

### Pass Completions

WF: 50 Rusty LaRue vs. NC State (11/18/95)  
 Opp: 43 Kolton Browning, ULM (9/14/14)

### Passing Yards

WF: 545 Rusty LaRue vs. NC State (11/18/95)  
 Opp: 444 Dave Brown, Duke (11/4/89)

### Touchdown Passes

WF: 5 John Wolford vs. Louisville (10/28/17)  
 Opp: 5 Scott Milanovich, Maryland (11/20/93)  
 Terry Harvey, NC State (11/18/95)  
 Chris Weinke, Florida State (11/11/00)  
 Kyle Wright, Miami (11/12/05)  
 Taj Boyd, Clemson (10/25/12)

### Longest Non-Scoring Pass

WF: 76 yds Brian Kuklick to Herman Lewis vs. Appalachian State (8/29/96)

### Longest Touchdown Pass

WF: 81 yds Marshall Williams to Chris Givens, Duke (9/11/10)  
 Opp: 97 yds Dave Brown to Clarkston Hines, Duke (11/4/89)

### Receptions

WF: 16 Michael Campanaro vs. ULM (9/14/13)  
 Opp: 14 Russ Weaver, Maryland (11/20/93)

### Receiving Yards

WF: 191 Chris Givens vs. Maryland (11/19/11)  
 Opp: 251 Clarkston Hines, Duke (11/4/89)

## Touchdown Receptions

WF: 4 Greg Dortch vs. Louisville (10/28/17)  
 Opp: 3 Clarkston Hines, Duke (11/4/89)  
 Snoop Minnis, FSU (11/11/00)  
 Darrell Hill, Northern Illinois (11/24/01)

## Total Offense

WF: 554 Rusty LaRue (545 pass, 9 rush vs. NC State (11/18/95)  
 Opp: 455 Taj Boyd, Clemson (10/25/12)

## Points

WF: 24 Five times, most recently by Greg Dortch vs. Louisville (10/28/17)  
 Opp: 30 Stan Fritts, NC State (10/14/72)

## Field Goals

WF: 5 Mike Green vs. Maryland (10/19/91)  
 Opp: 4 six times, most recently by Sims Lenhardt, Duke (10/10/98)

## PATs

WF: 7 Jimmy Newman vs Army (9/22/12)  
 Dave Behrmann vs. Army (9/29/90)  
 Opp: 8 Scott Bentley, Florida State (9/17/94)

## Longest Field Goal

WF: 53 yds Wade Tollison vs. Appalachian State (9/8/90)  
 53 yds Matthew Burdick vs. Appalachian State (10/3/98)  
 Opp: 54 yds Billy VanAman Appalachian State (9/3/83)  
 54 yds Nate Whitaker Stanford (9/12/09)

## Longest Punt

WF: 86 yds Sam Swank vs. Duke (9/9/06)  
 Opp: 76 yds Rodney Allen, ECU (9/22/79)

## Longest Punt Return

WF: 75 yds Jessie Bates III vs. Utah State (9/16/17)  
 Opp: 83 yds Jonathan Krause, Vanderbilt (11/24/12)

## Longest Kickoff Return

WF: 98 yds Kevin Marion vs. North Carolina (10/27/07)  
 98 yds Myles Savage vs. Maryland (10/18/97)  
 Opp: 98 yds Delbert Powell, UNC (10/30/76)

## Interceptions by Wake Forest

WF: 2 12 times, most recently by Josh Bush vs. Notre Dame (11/5/11)  
 Opp: 4 Pat Watson South Carolina (11/9/68)

## Longest Interception Return

WF: 100 yds Alphonso Smith vs. Marland (9/22/07)  
 Opp: 97 yds Bill McFadden, Maryland (10/17/81)

## WAKE FOREST AT BB&T FIELD

Opponent	W	L	T	Pct
UAB	1	0	0	1.000
Appalachian State	14	7	1	.659
Army	6	1	0	.857
Auburn	1	0	0	1.000
Baylor	0	1	0	.000
Boston College	3	4	0	.429
Boston University	1	0	0	1.000
The Citadel	1	0	0	1.000
Clemson	6	16	1	.283
Connecticut	0	1	0	.000
Davidson	2	0	0	1.000
Delaware	1	0	0	1.000
Duke	12	13	1	.481
East Carolina	4	0	0	1.000
Elon	2	0	0	1.000
Florida State	3	9	0	.250
Furman	2	0	0	1.000
Gardner-Webb	2	0	0	1.000
Georgia Tech	3	9	0	.250
Illinois State	1	0	0	1.000
Indiana	0	1	0	.000
Kansas State	0	1	0	.000
Liberty	2	0	0	1.000
Louisville	1	1	0	.500
Maryland	7	16	0	.304
Miami (Fla.)	0	3	0	.000
Mississippi	1	0	0	1.000
Navy	2	3	0	.400
Nebraska	0	1	0	.000
North Carolina	7	14	0	.333
North Carolina A&T	1	0	0	1.000
NC State	12	13	0	.480
Northern Illinois	1	0	0	1.000
Northwestern	2	0	0	1.000
Notre Dame	0	1	0	.000
Presbyterian	3	0	0	1.000
Purdue	0	1	0	.000
Rice	0	0	1	.500
Richmond	1	0	0	1.000
Rutgers	1	0	0	1.000
South Carolina	0	6	0	.000
Southern Methodist	0	1	0	.000
Stanford	1	0	0	1.000
Syracuse	1	1	0	.500
Tulane	1	0	0	1.000
Tulsa	2	0	0	1.000
ULM	1	0	1	.000
Utah State	1	0	0	1.000
Vanderbilt	1	6	0	.143
Virginia	4	14	0	.222
Virginia Tech	3	8	0	.273
Western Carolina	3	0	0	1.000
William & Mary	3	2	0	.600
<b>TOTAL</b>	<b>127</b>	<b>155</b>	<b>4</b>	<b>.451</b>

## TOP BB&T FIELD CROWDS

Att	Opponent	Date	Result
37,623	North Carolina	11/13/04	L, 31-24
37,411	(8) North Carolina	10/11/80	L, 27-9
36,723	(19) Virginia Tech	11/18/06	L, 27-6
36,307	Notre Dame	11/5/11	L, 24-17
36,200	(12) North Carolina	10/9/82	L, 24-7
35,920	(15) Clemson	10/7/06	L, 27-17
35,741	(14) NC State	9/6/03	W, 38-24
35,643	Clemson	11/1/03	W, 45-17
35,026	(17) Virginia Tech	10/15/11	L, 38-17
34,720	(14) South Carolina	11/14/87	L, 30-0
34,141	Syracuse	9/2/06	W, 20-10
34,060	(13) Auburn	10/27/79	W, 42-38
34,014	Virginia	11/8/08	W 28-17
33,988	Clemson	10/9/08	W 12-7
33,921	NC State	10/3/09	W 30-24
33,778	North Carolina	10/13/84	W, 14-3
33,500	North Carolina	10/8/88	W, 42-24
33,411	Florida State	11/14/09	L, 41-28

# BB&T FIELD RECORDS

## TEAM

### Rushing Yards

WF: 528 vs. Tulsa (10/16/71)  
Opp: 463 by Navy (10/26/96)

### Rushing Touchdowns

WF: 7 vs. Tulsa (10/16/71)  
Opp: 6 by Navy (10/26/96)

### Pass Attempts

WF: 68 vs. NC State (11/18/95)  
Opp: 69 by ULM (9/14/13)

### Pass Completions

WF: 50 vs. NC State (11/18/95)  
Opp: 43 by ULM (9/14/13)

### Passing Yards

WF: 556 vs. Maryland (10/17/81)  
Opp: 444 by Duke (11/4/89)

### Touchdown Passes

WF: 5 vs. Presbyterian (8/28/17);  
Louisville (10/28/17)  
Opp: 5 5 times, most recent by Clemson (2012)

### Total Yards

WF: 632 vs. North Carolina (10/26/68)  
(421 rush, 211 pass)  
Opp: 609 by Duke (11/4/89)  
(165 rush, 444 pass)

### Touchdowns

WF: 8 vs. Duke (9/11/11)  
Opp: 8 by Florida State (9/17/94)  
by Florida State (11/9/13)

### Points

WF: 54 vs. Duke (9/11/10)  
Opp: 59 by Florida State (11/9/13)

### Combined Points

102 WF 54, Duke 48 (9/11/11)

### Victory Margin

WF: 44 vs. Presbyterian (8/28/17), 51-7;  
vs. UAB (10/23/99), 44-3  
Opp: 56 by Florida State (11/9/13)  
(FSU 59, WF 3)

### Interceptions

WF: 5 vs. Virginia Tech (11/25/72)  
vs. Duke (11/10/79)  
Opp: 6 by South Carolina (11/9/68)  
by Florida State (11/9/13)

### Fewest Rushing Yards

WF: - 47 vs. Maryland (10/17/81)  
(16 gained, 63 lost)  
Opp: - 1 by Virginia (10/23/76)  
(55 gained, 56 lost)

### Fewest Passing Yards

WF: - 1 vs. Duke (11/10/73)  
(8 gained, 9 lost)  
Opp: 0 by Army (9/29/90)  
(no completions in three attempts)

### Fewest Total Yards

WF: 66 vs. South Carolina (11/14/87)  
(3 rush, 63 pass)  
Opp: 131 by Gardner-Webb (9/16/14)  
(77 rush, 54 pass)

## MISCELLANEOUS

### First Game

9/14/68 NC State 10, Wake Forest 6  
(Attendance: 30,000)

### First Wake Forest Win

10/26/68 Wake Forest 48, North Carolina 31

### Overall Record 127-155-4

### Longest Home Winning Streak

6 (final five games in 2007 plus one game in 2008)

### Most Home Wins In A Season

5 (2008, 2007, 1979)

### Undefeated Home Seasons

1970 4-0  
1979 5-0

### Longest Losing Streak at Home

8 (three games in 1994 and all five games in 1995 season)

### Winless Seasons at Home

1975 0-5  
1995 0-5

### Season Home Attendance (Total)

2011 223,769  
(7 dates/31,967 per game)

### Season Home Attendance (Average)

2007 32,595  
(6 dates/195,570 total)



### ORIGINAL GROVES STADIUM

After playing football in Groves Stadium since 1940, Wake Forest renamed its facility BB&T Field just prior to the start of the 2007 season. The field is named after one of the largest banks in the Southeast.

Wake Forest began playing intercollegiate football in Groves Stadium in 1940 when the school, then located in Wake Forest, N.C., first dedicated a 20,000-seat facility by that same name on its original campus. When Wake opened its current facility in 1968, the school kept the Groves name.

The stadium was named in honor of Henry H. Groves, Sr., who passed away in 1985. It was his generous gift that made possible the construction of the original stadium, which would be the site of some of the finest moments in Wake Forest athletic history.

The Deacs played their final game in old Wake Forest in 1955 before the school moved to Winston-Salem. After several years of playing at Bowman Gray Stadium, the Deacs moved to BB&T Field in 1968.

In 1957, the original Groves Stadium was sold to Wake Forest High School for the sum of \$10 and became the home of high school football and other community events. It was later renamed Trentini Stadium, in memory of the late Tony Trentini, a Wake Forest football player and 1956 graduate, who later returned to serve as the high school team's coach.

# WAKE FOREST YEAR-BY-YEAR STATS

Year	W-L	Total Plays	Total Yds	Offense Avg	1st Downs	Rushing				Passing					Penalties			Turnovers		Scoring	
						Att	Yds	Avg	TD	A-C-I	Pct	Yds	Avg	TD	No	Yds	Avg	Fum-Int	Pts	Avg	
2017	8-5	963	<b>6,055</b>	<b>465.8</b>	<b>296</b>	537	2,456	188.9	22	426-268-7	62.9	<b>3,599</b>	276.8	<b>33</b>	69	544	41.8	6-7	<b>459</b>	<b>35.3</b>	
2016	7-6	886	4,049	311.5	225	533	1,895	145.8	17	353-190-13	53.8	2,154	165.7	9	61	501	38.5	6-13	265	20.4	
2015	3-9	834	4,001	333.4	227	417	1,262	105.2	12	417-236-18	56.6	2,739	228.2	13	61	557	46.4	6-18	209	17.4	
2014	3-9	768	2,595	216.2	172	383	479	39.9	4	385-225-14	58.4	2,116	176.3	12	60	574	47.8	7-14	178	14.8	
2013	4-8	802	3,489	290.8	200	388	1,130	94.2	11	414-219-14	52.9	2,359	196.6	14	74	596	49.7	9-12	220	18.3	
2012	5-7	829	3,616	301.3	188	402	1,206	100.5	15	427-239-7	56.0	2,410	200.8	13	53	461	38.4	8-7	222	18.5	
2011	6-7	921	4,781	367.8	263	464	1,490	114.6	18	457-278-8	60.8	3,291	253.2	22	63	566	43.5	4-8	338	26.0	
2010	3-9	762	3,628	302.3	190	460	1,902	158.5	23	302-166-10	55.0	1,726	143.8	9	59	544	45.3	7-10	273	22.8	
2009	5-7	846	4,841	403.4	267	429	1,582	131.8	13	417-273-12	65.5	3,259	271.6	26	70	618	51.5	7-12	316	26.3	
2008	8-5	885	4,008	308.3	218	515	1,578	121.4	14	370-234-7	63.2	2,430	186.9	14	61	626	48.2	13-7	273	21.0	
2007	9-4	942	4,425	340.4	245	550	1,862	143.2	21	392-279-16	<b>71.2</b>	2,563	197.2	13	68	621	47.8	10-16	362	27.8	
2006	<b>11-3</b>	829	4,298	307.0	231	542	2,099	149.9	19	287-188-6	65.5	2,199	157.1	11	67	619	44.2	12-6	302	21.6	
2005	4-7	817	3,947	358.8	201	525	2,173	197.5	20	292-172-10	58.9	1,774	161.3	7	70	683	62.1	10-10	269	24.5	
2004	4-7	770	3,864	351.3	230	527	2,267	206.1	18	243-128-7	52.7	1,597	145.2	6	67	646	58.7	6-7	230	20.9	
2003	5-7	818	4,257	354.8	224	569	2,439	203.2	31	249-146-10	58.6	1,818	151.5	8	61	524	43.7	9-10	335	27.9	
2002	7-6	<b>990</b>	<b>5,305</b>	<b>408.1</b>	<b>274</b>	<b>718</b>	<b>3,135</b>	<b>241.2</b>	<b>33</b>	<b>272-147-6</b>	<b>54.0</b>	<b>2,170</b>	<b>166.9</b>	<b>8</b>	<b>83</b>	<b>684</b>	<b>52.6</b>	<b>10-6</b>	<b>356</b>	<b>27.4</b>	
2001	6-5	861	4,292	390.2	247	609	2,438	221.6	27	252-131-14	52.0	1,854	168.5	7	74	645	58.6	11-14	292	26.5	
2000	2-9	771	3,586	326.0	196	453	1,652	150.2	16	318-167-10	52.5	1,934	175.8	6	65	538	48.9	16-10	181	16.5	
1999	7-5	775	3,488	317.1	192	533	1,933	175.7	16	242-139-10	57.4	1,555	141.4	10	80	614	55.8	6-10	243	22.1	
1998	3-8	786	3,870	351.8	210	331	719	65.4	9	455-255-19	56.0	3,151	<b>286.5</b>	18	64	534	48.5	13-19	235	21.4	
1997	5-6	804	3,949	359.0	217	399	1,163	105.7	11	405-244-16	60.2	2,786	253.3	16	74	567	51.5	15-16	245	22.3	
1996	3-8	785	3,511	319.2	183	344	716	65.1	4	441-223-14	50.6	2,795	254.1	12	62	516	46.9	13-14	144	13.1	
1995	1-10	789	3,634	330.4	201	306	561	51.0	6	<b>483-289-18</b>	59.8	3,073	279.4	19	58	489	44.5	14-18	190	17.3	
1994	3-8	727	2,783	253.0	162	369	1,024	93.1	7	358-182-17	50.8	1,759	159.9	8	51	379	34.4	12-17	143	13.0	
1993	2-9	744	3,874	352.2	204	404	1,530	139.1	16	340-194-18	57.1	2,344	213.1	7	75	592	53.8	8-18	199	18.1	
1992	8-4	759	3,785	344.1	196	445	1,566	142.4	12	314-173-9	55.1	2,219	201.7	13	76	595	54.1	7-9	227	20.6	
1991	3-8	719	3,639	330.8	176	389	1,389	126.3	8	330-170-21	51.5	2,250	204.5	12	52	414	37.6	7-21	195	17.7	
1990	3-8	807	3,830	348.2	209	438	1,708	155.3	17	369-170-17	46.1	2,122	192.9	12	63	519	47.2	12-17	247	22.5	
1989	2-8-1	821	4,217	383.4	218	426	1,699	154.5	6	395-191-11	48.4	2,518	228.9	18	52	448	40.7	15-11	194	17.6	
1988	6-4-1	756	4,243	385.7	220	459	1,931	175.5	23	297-175-11	58.9	2,312	210.2	14	73	566	51.5	17-11	282	25.6	
1987	7-4	775	3,445	313.2	193	456	1,530	139.1	10	319-169-20	53.0	1,915	174.1	7	<b>94</b>	787	71.5	10-20	201	18.3	
1986	5-6	825	4,418	401.6	241	424	1,763	160.3	25	401-216-15	53.9	2,655	241.4	18	53	483	43.9	9-15	325	29.5	
1985	4-7	831	4,044	367.6	221	444	1,819	165.4	8	387-229-13	59.2	2,225	202.3	19	50	339	30.8	13-13	212	19.3	
1984	6-5	771	3,784	344.0	214	478	1,993	181.2	12	293-161-10	54.9	1,791	162.8	14	66	529	48.1	17-10	205	18.6	
1983	4-7	771	3,899	354.5	199	425	1,611	146.5	17	346-193-17	55.8	2,288	208.0	16	49	367	33.4	8-17	257	23.4	
1982	3-8	839	3,722	338.4	224	435	1,231	111.9	14	404-224-16	55.4	2,491	226.5	11	60	547	49.7	21-16	200	18.2	
1981	4-7	816	3,882	352.9	222	344	896	81.5	8	472-286-24	60.6	2,986	271.5	20	59	566	51.5	7-24	217	19.7	
1980	5-6	835	3,759	341.7	221	415	1,125	102.3	12	420-216-16	51.4	2,634	239.5	21	81	<b>789</b>	<b>71.7</b>	9-16	251	22.8	
1979	8-4	831	4,219	383.5	226	456	1,770	160.9	13	375-200-17	53.3	2,449	222.6	15	50	475	43.2	17-17	230	20.9	
1978	1-10	765	2,843	258.5	162	433	1,027	93.4	9	332-161-23	48.5	1,816	165.1	3	61	506	46.0	21-23	104	9.5	
1977	1-10	775	3,243	294.8	182	462	1,480	134.5	7	313-152-22	48.6	1,763	160.3	6	57	604	54.9	17-22	113	10.3	
1976	5-6	740	2,917	265.2	178	531	1,714	155.8	15	209-102-9	48.8	1,203	109.4	6	45	412	37.5	10-9	177	16.1	
1975	3-8	736	3,506	318.7	199	520	2,024	184.0	10	216-113-20	52.3	1,482	134.7	17	42	392	35.6	15-20	221	20.1	
1974	1-10	753	2,399	218.1	167	559	1,275	115.9	6	194-78-17	40.2	1,124	102.2	2	54	392	35.6	19-17	74	6.7	
1973	1-9-1	710	2,224	202.2	131	513	1,467	133.4	3	197-63-16	32.0	757	68.8	2	54	610	55.5	15-16	73	6.6	
1972	2-9	683	2,262	205.6	126	518	1,657	150.6	9	165-54-19	32.7	605	55.0	2	57	574	52.2	19-19	88	8.0	
1971	6-5	824	3,684	334.9	226	<b>744</b>	<b>3,344</b>	<b>304.0</b>	26	80-32-4	40.0	340	30.9	2	51	465	42.3	15-4	218	19.8	
1970	6-5	749	3,352	304.7	172	610	2,496	226.9	19	139-68-10	48.9	856	77.8	5	75	748	68.0	20-10	191	17.4	
1969	3-7	718	2,697	269.7	170	529	1,636	163.6	12	189-94-15	49.7	1,061	106.1	2	59	654	65.4	14-15	125	12.5	
1968	2-7-1	754	3,511	351.1	183	493	1,790	179.0	18	261-131- <b>25</b>	50.2	1,721	172.1	10	52	552	55.2	16-25	212	21.2	
1967	4-6	686	3,042	304.2	171	503	2,035	203.5	21	183-85-13	46.4	1,007	100.7	2	43	435	43.5	13-13	175	17.5	
1966	3-7	630	2,443	244.3	121	456	1,424	142.4	6	174-76-12	43.7	1,019	101.9	5	29	279	27.9	12-12	90	9.0	
1965	3-7	639	2,165	216.5	116	437	1,181	118.1	6	202-85-16	42.1	984	98.4	5	41	415	41.5	6-16	88	8.8	
1964	5-5	678	3,166	316.6	164	479	1,822	182.2	21	199-90-14	45.2	1,344	134.4	3	43	414	41.4	6-14	172	17.2	
1963	1-9	590	1,650	165.0	107	342	876	87.6	4	248-88-15	35.5	774	77.4	1	50	427	42.7	8-15	37	3.7	
1962	0-10	617	2,124	212.4	108	369	1,014	101.4	4	248-104-23	41.9	1,110	111.0	5	47	465	46.5	18-23	66	6.6	
1961	4-6	566	2,238	223.8	114	455	1,590	159.0	8	111-41-11	37.0	648	64.8	4	43	458	45.8	18-11	103	10.3	
1960	2-8	592	2,699	269.9	149	327	1,007	100.7	8	265-125-15	47.2	1,692	169.2	10	27	288	28.8	5-15	119	11.9	
1959	6-4	644	3,139	313.9	158	426	1,641	164.1	16	218-90-18	41.3	1,498	149.8	13	59	591	59.1	8-18	218	21.8	
1958	3-7	597	2,920	292.0	143	392	1,570	157.0	10	205-90-26	43.9	1,350	135.0	8	52	424	42.4	<b>8-26</b>	124	12.4	
1957	0-10	582	1,965	196.5	110	470	1,539	153.9	8	112-36-11	32.1	426	42.6	0	47	479	47.9	15-11	64	6.4	
1956	2-5-3	585	2,329	232.9	114	466	1,774	177.4	10	119-40-10	36.										

# OPPONENT YEAR-BY-YEAR STATS

Year	Total Plays	Total Yds	Offense Avg	1st Downs	Rushing				Passing					Penalties			Turnovers Fum-Int	Scoring	
					Att	Yds	Avg	TD	A-C-I	Pct	Yds	Avg	TD	No	Yds	Avg		Pts	Avg
2017	1,069	5,945	457.3	368	547	2,415	185.8	24	522-296-14	56.7	3,530	271.5	20	62	567	43.6	7-14	368	28.3
2016	903	4,817	370.5	251	485	1,851	142.4	20	418-241-12	57.7	2,966	228.2	16	70	618	47.5	15-12	288	22.2
2015	784	4,365	363.8	217	462	1,935	161.2	17	322-199-6	61.8	2,430	202.5	17	84	748	62.3	5-6	295	24.6
2014	849	4,431	369.2	231	501	2,192	182.7	20	348-211-6	60.6	2,239	186.6	12	68	542	45.2	13-12	317	26.4
2013	878	4,394	366.0	231	461	1,718	143.2	13	417-262-12	62.8	2,676	223.0	20	57	453	37.8	9-12	289	24.1
2012	900	5,194	432.8	382	489	1,993	166.1	22	411-255-11	62.0	3,201	266.8	22	68	549	45.8	12-11	382	31.8
2011	925	5,171	397.8	257	481	2,208	169.8	21	444-254-13	57.2	2,963	227.9	22	70	601	46.2	8-13	356	27.4
2010	884	5,168	430.7	278	491	2,310	192.5	24	393-241-11	61.3	2,858	238.2	29	66	601	50.1	6-11	430	35.8
2009	800	4,597	383.1	230	433	1,972	164.3	17	367-209-9	56.9	2,625	218.8	21	70	706	58.8	6-9	315	26.2
2008	840	3,857	296.7	207	458	1,614	124.2	10	382-199-18	52.1	2,243	172.5	15	75	668	51.4	19-18	238	18.3
2007	955	4,425	340.4	238	446	1,422	107.4	13	509-272-19	53.4	3,003	231.0	20	69	560	43.1	16-19	289	22.2
2006	921	4,515	322.5	259	475	1,481	105.8	11	446-255-22	57.1	3,034	216.7	12	80	582	41.6	9-22	215	15.4
2005	766	4,248	386.2	221	369	1,468	133.5	13	397-218-14	54.9	2,780	252.7	22	64	573	52.1	4-14	316	28.7
2004	795	4,325	393.2	220	425	2,085	157.9	12	370-205-11	55.4	2,588	235.3	16	64	499	45.4	9-11	253	23.0
2003	931	5,450	454.2	303	466	2,092	174.3	19	465-288-13	61.9	3,358	279.8	22	84	709	59.1	13-13	347	28.9
2002	911	5,073	390.2	268	498	2,057	158.2	17	413-242-13	58.6	3,016	232.0	22	68	579	44.5	21-13	327	25.2
2001	761	4,238	385.3	224	423	1,544	140.4	19	338-209-13	61.8	2,694	244.9	21	82	693	63.0	9-13	311	28.3
2000	785	4,762	432.9	233	480	2,270	206.4	22	305-177-9	58.0	2,492	226.5	20	75	651	59.2	8-9	362	32.9
1999	742	3,524	320.4	190	403	1,335	121.4	12	339-181-13	53.4	2,189	199.0	10	68	652	59.3	9-13	206	18.7
1998	776	4,409	400.8	211	485	2,059	187.2	24	291-173-16	59.5	2,350	213.6	11	76	788	71.6	12-16	335	30.5
1997	767	3,964	360.4	200	364	1,057	96.1	11	403-243-9	60.3	2,907	264.3	22	86	712	64.7	7-9	288	26.2
1996	867	5,234	475.8	252	537	2,799	254.5	27	330-190-7	57.6	2,435	221.4	16	67	586	53.3	13-7	374	34.0
1995	824	4,687	426.1	235	509	2,122	192.9	27	315-196-11	62.2	2,565	233.2	20	75	635	57.7	15-11	360	32.7
1994	828	4,961	451.0	247	558	2,978	270.7	23	270-155-10	27.4	1,983	180.3	21	98	815	74.1	14-10	373	33.9
1993	799	4,930	448.2	259	495	2,462	223.8	22	304-188-14	61.8	2,468	224.4	17	92	679	61.7	10-14	318	28.9
1992	831	4,059	369.0	218	520	2,103	191.2	21	311-169-13	54.3	1,956	177.8	7	57	487	44.3	15-13	225	20.5
1991	834	4,501	409.2	241	534	2,135	194.1	22	300-185-9	61.7	2,366	215.1	15	50	452	41.1	12-9	300	27.3
1990	820	4,519	410.8	242	577	2,590	235.5	33	243-142-14	58.4	1,929	175.4	7	46	397	36.1	21-14	351	31.9
1989	848	4,785	435.0	253	531	2,313	210.3	20	317-173-7	54.6	2,472	224.7	18	57	456	41.4	9-7	319	29.0
1988	827	4,526	411.5	240	485	1,809	164.5	13	342-188-15	55.0	2,717	247.0	15	71	630	57.3	12-15	238	21.5
1987	783	3,538	321.6	212	487	1,800	163.6	13	296-150-17	50.8	1,738	158.0	7	70	531	48.3	13-17	185	16.8
1986	839	4,459	405.4	234	538	2,257	205.2	20	301-170-11	56.5	2,202	200.2	16	69	697	63.4	16-11	295	26.8
1985	758	3,844	349.5	209	483	1,761	160.1	12	275-159-7	57.8	2,083	189.4	16	65	566	51.4	13-7	249	22.6
1984	812	4,031	366.5	221	524	2,209	200.8	17	288-156-18	54.2	1,822	165.6	11	77	650	59.1	12-18	232	21.1
1983	836	4,522	411.1	247	569	2,942	267.5	25	267-142-11	53.2	1,580	143.6	7	87	728	66.2	19-11	281	25.5
1982	874	4,942	449.3	264	583	2,751	250.1	25	291-151-14	51.9	2,191	199.2	14	92	791	71.9	10-14	322	29.3
1981	878	5,376	488.7	261	615	3,473	315.7	27	263-129-9	49.0	1,903	173.0	18	85	771	70.1	13-9	365	33.2
1980	833	3,746	340.5	202	508	1,734	157.6	13	325-162-18	49.8	2,012	182.9	13	79	808	73.5	11-18	213	19.4
1979	858	4,323	393.0	213	606	2,444	22.2	18	252-131-16	52.0	1,876	170.5	13	79	828	75.3	19-16	283	25.7
1978	859	4,549	413.4	229	669	2,958	268.9	28	190-106-13	55.8	1,590	144.5	8	72	692	62.9	20-13	274	24.9
1977	840	4,036	366.9	219	660	2,877	261.5	22	180-92-14	51.1	1,159	105.4	7	81	742	67.5	12-14	270	24.5
1976	767	3,329	302.6	182	597	2,181	198.3	15	170-76-14	44.7	1,148	104.4	7	55	606	55.1	18-14	206	18.7
1975	848	4,229	384.5	231	648	2,812	255.6	27	200-99-8	49.5	1,417	128.8	7	54	542	49.3	18-8	264	24.0
1974	708	4,449	444.9	260	620	2,930	293.0	30	190-110-8	57.9	1,519	151.9	13	65	637	63.7	21-8	348	34.8
1973	867	4,625	420.5	240	672	3,053	277.5	32	195-88-15	45.1	1,572	142.9	12	54	560	50.9	16-15	326	29.6
1972	837	4,689	426.3	227	594	2,876	261.5	29	243-114-20	46.9	1,813	164.8	16	62	662	60.2	20-20	339	30.8
1971	713	3,342	303.8	184	498	1,837	167.0	14	215-101-21	47.0	1,505	136.8	9	53	496	45.1	6-21	178	16.2
1970	832	4,091	371.9	219	549	2,162	196.5	20	283-145-15	51.2	1,929	175.4	9	60	659	59.9	16-15	241	21.9
1969	723	3,788	378.8	205	551	2,627	262.7	25	172-93-13	54.1	1,161	116.1	11	43	422	42.2	18-13	279	27.9
1968	758	3,734	373.4	188	519	2,018	201.8	16	239-124-10	50.2	1,653	165.3	15	44	447	44.7	17-10	228	22.8
1967	741	3,794	379.4	209	537	2,236	223.6	21	204-105-10	51.5	1,558	155.8	11	41	387	38.7	9-10	256	25.6
1966	595	2,794	279.4	128	420	1,348	134.8	12	175-87-17	49.7	1,446	144.6	10	47	425	42.5	14-17	162	16.2
1965	670	3,071	307.1	159	480	1,841	184.1	19	190-93-13	48.9	1,230	123.0	6	38	428	42.8	13-13	204	20.4
1964	645	2,916	291.6	158	457	1,734	173.4	16	188-84-16	44.6	1,182	118.2	5	-	493	49.3	14-16	178	17.8
1963	707	4,045	404.5	197	545	2,794	279.4	31	162-86-8	53.1	1,251	125.1	14	67	633	63.3	17-8	318	31.8
1962	674	3,064	306.4	156	502	2,105	210.5	24	172-78-5	45.3	959	95.9	10	57	523	52.3	10-5	278	27.8
1961	622	2,629	262.9	146	432	1,649	164.9	11	190-83-7	43.7	980	98.0	8	46	485	48.5	21-7	159	15.9
1960	682	3,079	307.9	157	533	2,228	222.8	22	149-73-11	49.0	851	85.1	8	26	271	27.1	6-11	215	21.5
1959	632	2,670	267.0	147	504	2,049	204.9	17	128-57-15	44.5	621	62.1	7	48	598	59.8	22-15	178	17.8
1958	677	3,042	304.2	164	518	1,957	195.7	12	159-71-12	44.7	1,085	108.5	10	56	551	55.1	9-12	163	16.3
1957	674	2,960	296.0	161	547	2,030	203.0	19	127-58-11	45.7	930	93.0	12	42	363	36.3	13-11	225	22.5
1956	707	2,688	268.8	148	564	2,191	219.1	14	143-47-13	32.9	497	49.7	1	58	512	51.2	17-13	102	10.2
1955	586	2,692	269.2	125	428	1,575	157.5	20	158-63-17	39.9	1,117	111.7	3	-	463	46.3	16-17	153	15.3
1954	514	2,600	260.0	112	401	1,629	162.9	18	113-61-10	53.0	971	97.1	6	-	423	42.3	15-10	165	16.5
1953	649	2,787	278.7	134	529	2,003	200.3	17	120-51-11	42.0	784	78.4	4	-	4				

# ACC/NCAA STATISTICAL LEADERS

## ACC INDIVIDUAL STAT LEADERS

Rushing				
Year	Player	Plays	Yds	Avg
1956	Bill Barnes	168	1,010	101
1961	Alan White	93	586	58.6
1964	Brian Piccolo	252	1,044	104.4
1971	Larry Hopkins	249	1,228	111.6
1993	John Leach	215	1,089	99.0
2005	Chris Barclay	218	1,127	112.7

Passing				
Year	Player	Com	Yards	TD
1955	Nick Consoles	66	767	6
1959	Norm Snead	85	1,361	12
1960	Norm Snead	123	1,676	10
1977	Mike McGlamry	133	1,532	5
1980	Jay Venuto*	214	2,624	21

Passing Efficiency				
Year	Player	Pct	TD	Eff
2006	Riley Skinner	65.8	9	139.6
2017	John Wolford	63.9	29	158.0

Receptions				
Year	Player	Rec	Yds	TD
1955	Bill Barnes	31	349	0
1959	Bobby Allen	25	462	4
1977	Steve Young	51	483	3
1979	Wayne Baumgardner	55	1,000	8
1981	Phil Denfeld	51	461	1
1985	Michael Ramseur	54	450	1
1986	James Brim	66	930	5
1989	Ricky Proehl	65	1,053	11
1991	John Henry Mills	51	559	1
1997	Desmond Clark	72	950	5
2007	Kenneth Moore	98	1,011	5
2008	D.J. Boldin	81	848	3
2012	Michael Campanaro	79	763	6

Receiving Yardage				
Year	Player	Yds	Rec	TD
1954	Ed Stowers	277	22	3
1955	John Parham	376	18	5
1959	Bobby Allen	462	25	4
1979	Wayne Baumgardner	1,000	55	8
1986	James Brim	930	66	5

Scoring				
Year	Player	TD	PAT	Pts
1956	Bill Barnes	7	2	44
1964	Brian Piccolo	17	9	111
1971	Larry Russell	15	4	94
1979	James McDougald*	13	-	78

All-Purpose Yardage				
Year	Player	Tot		
1955	Bill Barnes	1,156		
1956	Bill Barnes	1,491		
1975	John Zeglinski	1,730		
1990	Anthony Williams	1,606		
1993	John Leach	1,691		
2005	Chris Barclay	1,508		

Total Offense				
Year	Player	Plays	Yds	Avg
1956	Bill Barnes	168	1,010	101.0
1959	Norm Snead	218	1,365	136.5
1960	Norm Snead	312	1,630	163.0
1964	John Mackovic	267	1,514	151.4
1967	Freddie Summers	338	1,419	141.9
1979	Jay Venuto	443	2,463	223.9
1980	Jay Venuto	480	2,430	220.9
1981	Gary Schofield	461	2,428	220.7
1986	Mike Elkins	400	2,443	244.3
1989	Phil Barnhill	469	2,820	256.4
1996	Brian Kuklick	476	2,454	223.1

Field Goals				
Year	Player	FGM	FGA	Pct
2006	Sam Swank	23	31	74.2
2017	Mike Weaver	21	25	84.0

Kick Scoring				
Year	Player	FG	PAT	Pts
2017	Mike Weaver	21-25	52-56	115

Kickoff Returns				
Year	Player	No	Yds	Avg
1956	Bill Barnes	11	315	28.6
1962	Donnie Frederick	29	660	22.8
1973	Tom Lockridge	21	522	24.9

1999	John Stone	13	389	29.9
2007	Kevin Marion	13	876	31.3

Punting				
Year	Player	Punts	Avg	
1959	Wayne Wolff	24	41.1	
1960	Wayne Wolff	58	40.5	
1961	Bill Ruby*	55	40.2	
1963	Karl Sweetan*	66	37.3	
1971	Chuck Ramsey	46	43.5	
1972	Chuck Ramsey	72	43.2	
1973	Chuck Ramsey	87	44.8	
1982	Harry Newsome*	60	42.6	
1983	Harry Newsome	42	45.5	
1984	Harry Newsome	57	44.1	
1988	Martin Bailey	46	43.7	
2003	Ryan Plackemeier	57	45.6	
2004	Ryan Plackemeier	64	43.9	
2005	Ryan Plackemeier	67	47.2	

Punt Returns				
Year	Player	No	Yds	Avg
1956	Bill Barnes	6	114	19.0
1990	George Coghill	19	275	14.5
1993	Todd Dixon	13	167	12.8

Interceptions				
Year	Player	No	Yds	TD
1959	Chuck Reiley	4	14	0
1960	Chuck Reiley	4	64	0
1966	Andy Harper	6	34	0
1977	James Royster*	5	74	0
2007	Alphonso Smith	8	166	3
2008	Alphonso Smith	7	33	0

Tackles For Loss				
Year	Player	No	Avg.	
1992	Michael McCrary	23		
1995	Tucker Grace	19		
2002	Calvin Pace	19.5	1.62	

Passes Defended				
Year	Player	No	Avg.	
1987	A.J. Greene	18		
1989	George Coghill	17		
2003	Eric King	18	1.5	
2007	Alphonso Smith	18	1.4	
2008	Alphonso Smith	20	1.5	
2011	Merrill Noel	21	1.6	
2015	Brad Watson	18	1.3	

Fumbles Recovered				
Year	Player	No		
2003	Quintin Williams*	3		
2004	Josh Gattis	3		
2006	Stanley Arnoux*	3		
2014	Tylor Harris	4		

Fumbles Caused				
Year	Player	No		
2007	Alphonso Smith	4		

## ACC TEAM STAT LEADERS

Total Offense				
Year	Games	Yds	Avg	
1959	10	3,139	313.9	
1964	10	3,166	316.6	
1979	11	4,236	385.1	
2002	13	5,305	408.1	

Scoring Offense				
Year	Games	Pts	Avg	
1986	11	325	29.5	

Scoring Defense				
Year	Games	Pts	Avg	
1966	10	162	16.2	

Rushing Defense				
Year	Games	Yds	Avg	
1966	10	1,348	134.8	

Rushing Offense				
Year	Games	Yds	Avg	
1971	11	3,344	304.0	
2001	11	2,438	221.6	
2002	13	3,135	241.2	
2003	12	2,439	203.2	
2005	11	2,173	197.5	

Passing Offense				
Year	Games	Comp/Att	Yds	Avg
1955	10	92/180	1,291	129.1
1959	10	90/218	1,498	149.8
1960	10	125/262	1,692	169.2
1978	11	162/332	1,814	164.9
1979	11	200/375	2,449	222.6
1980	11	216/420	2,634	239.5
1981	11	286/472	2,986	271.5
1996	11	223/441	2,795	254.1

Passing Efficiency				
Year	Games	Pct	TD	Eff
2006	14	65.5	10	138.3
2017	13	62.9	33	156.2

Time of Possession				
Year	Games	TOP	Avg	
2007	13	420:42	32:21	

Passing Defense				
Year	Games	Com/AttYds	Avg	
1959	10	57/128	62.1	
1962	10	78/172	95.9	
1983	11	142/267	143.6	
1984	11	156/288	165.6	
1987	11	150/296	173.8	

4th Down Conversions				
Year	Games	Conv/Att	Pct.	
2006	14	4/6	66.7	

Red Zone Offense				
Year	Games	Scores/Att.	Pct.	
2017	13	53-56	94.6	

Red Zone Defense				
Year	Games	Scores/Att.	Pct.	
2004	11	29/42	69.0	
2016	13	35/45	77.8	

Fewest Penalties				
Year	Penalties	Yards	Yards/Gm	
2016	61	501	38.5	

Fewest Sacks Allowed				
Year	Games	Sacks	Yds	Avg
2001	11	13	108	1.18

## NCAA INDIVIDUAL STAT LEADERS

Kick Returns				
Year	Player	No	Yds	Avg
1948	Bill Gregus	19	503	26.5
1962	Donnie Frederick	29	660	22.8

Receptions				
Year	Player	Rec	Yds	TD
1948	Red O'Quinn	39	605	7

Rushing				
Year	Player	Plays	Yds	Avg
1939	John Polanski		137	882
1964	Brian Piccolo		252	1,044

Scoring				
Year	Player	TD	PAT	Pts
1964	Brian Piccolo	17	9	111

Punting				
Year	Player	No	Yds	Avg
1973	Chuck Ramsey	87	3,896	44.8
2005	Ryan Plackemeier	67	3,165	47.2














Passes Defended				
Year	Player	PBU	Int	Avg
2011	Merrill Noel*	19	2	1.62

## NCAA TEAM STAT LEADERS

Year	Category	#	Yds	Avg
1939	Rush Offense	10	2,903	290.3
1939	Kickoff Returns			32.9
1950	Total Defense	9	1,469	163.2
1952	Kickoff Returns	27	677	25.1
1973	Net Punting	89	3,923	44.1
2005	Net Punting	68	3,195	41.4
2008	Punt Return Defense	12	9	0.75
1979	Most improved (1-10 to 8-4) & 2006 (4-7 to 11-3)			

\* - Indicates a tie for the top ranking

# BEST PERFORMANCES VS. ACC OPPONENTS

OPPONENT		INDIVIDUAL HIGHS	TEAM HIGHS
<b>BOSTON COLLEGE</b>		Yards Rushing 92 (20 att) by John Wolford . . . . . 9/9/17 (a) Yards Passing 354 (25 of 35) by Riley Skinner . . . . . 9/26/09 (a) Receptions 16* (123 yds) by Michael Campanaro 11/3/12 (h)	Yards Rushing 229 . . . . . 9/22/50 (a) Yards Passing 366 . . . . . 9/1/07 (a) Total Offense 496 (142 rush, 354 pass) . . . . . 9/26/09 (a)
<b>CLEMSON</b>		Yards Rushing 249 (45 att) by James McDougald . . . 10/9/76 (h) Yards Passing 299 (17 of 32) by Gary Schofield. . . . 11/27/82 (n) Receptions 12 (115 yds) by Phil Denfeld . . . . . 10/31/81 (a)	Yards Rushing 444 . . . . . 10/17/70 (h) Yards Passing 299 . . . . . 11/27/82 (n) Total Offense 523 (365 rush, 158 pass) . . . . . 10/19/02 (a)
<b>DUKE</b>		Yards Rushing 213 (32 att) by James McDougald . . 11/10/79 (h) Yards Passing 478 (55 of 78) by Rusty LaRue . . . . . 10/28/95 (a) Receptions 14 (230 yds) by John Henry Mills . . . . . 11/3/90 (a)	Yards Rushing 419 . . . . . 10/29/05 (a) Yards Passing 478 . . . . . 10/28/95 (a) Total Offense 557 (419 rush, 138 pass) . . . . . 10/29/05 (a)
<b>FLORIDA STATE</b>		Yards Rushing 149 (19 att) by Tarence Williams . . . 11/2/02 (h) Yards Passing 251 (21 of 41) by Ben Sankey . . . . . 11/15/97 (a) Receptions 10 (110 yds) by Roger Pettus . . . . . 9/17/94 (h) 10 (83 yds) by Cam Serigne . . . . . 10/3/15 (h) 10 (110 yds) by Greg Dortch . . . . . 9/30/17 (h)	Yards Rushing 265 . . . . . 9/29/01 (a) Yards Passing 263 . . . . . 10/8/11 (h) Total Offense 454 (227 rush, 227 pass) . . . . . 11/14/09 (h)
<b>GEORGIA TECH</b>		Yards Rushing 224 (39 att) by Morgan Kane . . . . . 11/20/99 (h) Yards Passing 501 (41 of 65) by Rusty LaRue . . . . . 11/4/95 (h) Receptions 11 (167 yds) by Jammie Deese. . . . . 11/21/98 (a)	Yards Rushing 322 . . . . . 11/20/99 (h) Yards Passing 501 . . . . . 11/4/95 (h) Total Offense 555 (61 rush, 494 pass) . . . . . 11/21/98 (a)
<b>LOUISVILLE</b>		Yards Rushing 134 (24 att) by Matt Colburn. . . . . 10/28/17 (h) Yards Passing 461 (28 of 34) by John Wolford . . . . 10/28/17 (h) Receptions 10 (167 yds) by Greg Dortch . . . . . 10/28/17 (h)	Yards Rushing 164 . . . . . 10/28/17 (h) Yards Passing 461 . . . . . 10/28/17 (h) Total Offense 625 (164 rush, 461 pass) . . . . . 10/28/17 (h)
<b>MIAMI</b>		Yards Rushing 111 (21 att) by Josh Adams . . . . . 10/25/08 (a) Yards Passing 349 (29 of 43) by Riley Skinner . . . . . 10/31/09 (h) Receptions 12 (101 yds) by Devon Brown. . . . . 10/31/09 (h)	Yards Rushing 195 . . . . . 10/25/08 (a) Yards Passing 408 . . . . . 10/31/09 (h) Total Offense 555 (147 rush, 408 pass) . . . . . 10/31/09 (h)
<b>NORTH CAROLINA</b>		Yards Rushing 160 (35 att) by Chris Barclay . . . . . 11/8/03 (a) Yards Passing 327 (27 of 38) by Tanner Price . . . . . 9/8/12 (h) Receptions 16 (123 yds) by Michael Campanaro. . . . . 9/8/12 (h)	Yards Rushing 421 . . . . . 10/26/68 (h) Yards Passing 404 . . . . . 10/9/93 (a) Total Offense 632* (421 rush, 211 pass) . . . . . 10/26/68 (h)
<b>NC STATE</b>		Yards Rushing 180 (20 att) by Larry Hopkins . . . . . 10/9/71 (a) Yards Passing 545* (50 of 67) by Rusty LaRue . . . . 11/18/95 (h) Receptions 15 (194 yds) by James Brim . . . . . 9/20/86 (a) 15 (178 yds) by Marlon Estes . . . . . 11/18/95 (h)	Yards Rushing 402 . . . . . 10/9/71 (a) Yards Passing 545 . . . . . 11/18/95 (h) Total Offense 561 (132 rush, 429 pass) . . . . . 9/20/86 (a)
<b>PITT</b>		no previous meetings	no previous meetings
<b>SYRACUSE</b>		Yards Rushing 237 (31 att) by Matt Colburn. . . . . 11/11/17 (a) Yards Passing 363 (25 for 38) by John Wolford . . . . 11/11/17 (a) Receptions 10 (91 yds) by Sherman Ragland III. . . . 11/2/13 (a)	Yards Rushing 371 . . . . . 11/11/17 (a) Yards Passing 373 . . . . . 9/12/15 (a) Total Offense 734* (371 rush, 363 pass) . . . . . 11/11/17 (a)
<b>VIRGINIA</b>		Yards Rushing 168 (23 att) by Frank Harsh. . . . . 11/18/72 (h) Yards Passing 373 (30 of 46) by Gary Schofield. . . . 10/24/81 (a) Receptions 10 (155 yds) by Tim Ryan . . . . . 10/24/81 (a) 10 (66 yds) by Marlon Estes . . . . . 9/30/95 (a)	Yards Rushing 401 . . . . . 10/25/75 (a) Yards Passing 399 . . . . . 10/24/81 (a) Total Offense 598 (401 rush, 197 pass) . . . . . 10/25/75 (a)
<b>VIRGINIA TECH</b>		Yards Rushing 241 (20 att) by Josh Harris . . . . . 10/16/10 (a) Yards Passing 254 (19 for 33) by Tanner Price. . . . . 10/15/11 (h) Receptions 5 (114 yds) by Nate Morton . . . . . 10/9/04 (h) 5 (94 yds) by Nate Morton . . . . . 11/4/06 (h)	Yards Rushing 254 . . . . . 10/16/10 (a) Yards Passing 261 . . . . . 10/15/11 (h) Total Offense 347 (139 rush, 208 pass) . . . . . 10/9/04 (h)

\* - school record / (h) - home game / (a) - away game

# HEAD COACHES

## MOST COACHING WINS

Name	Years	W	L	T	Pct	Bowl Wins
D. C. Walker	1937-50 (14)	77	51	6	.597	1 (1946 Gator)
Jim Grobe	2001-13 (13)	77	82	0	.484	3 (2002 Seattle, 2007 Meineke, 2008 EagleBank)
Bill Dooley	1987-92 (6)	29	36	2	.448	1 (1992 Independence)
Jim Caldwell	1993-00 (8)	26	63	0	.292	1 (1999 Aloha)
Al Groh	1981-86 (6)	26	40	0	.394	


## LONGEST TENURES

Name	Years	W	L	T	Pct	Bowl Games
D. C. Walker	1937-50 (14)	77	51	6	.597	1946 Gator, 1949 Dixie
Jim Grobe	2001-13 (13)	77	82	0	.484	2002 Seattle, 2007 FedEx Orange, 2007 Meineke, 2008 EagleBank, 2011 Music City
Jim Caldwell	1993-00 (8)	26	63	0	.292	1999 Aloha
Al Groh	1981-86 (6)	26	40	0	.394	
Bill Dooley	1987-92 (6)	29	36	2	.448	1992 Independence

Name	Years	OVERALL RECORD				ACC RECORD				
		W	L	T	Pct	W	L	T	Pct	
W. C. Dowd* (Wake Forest '89)	1888	(1)	1	0	0	1.000				
W. C. Riddick (Lehigh '90)	1889	(1)	3	3	0	.500				
W. E. Sikes (Wake Forest '91)	1891-93	(3)	6	2	1	.722				
Unknown	1895	(1)	0	0	1	.500				
A. P. Hall, Jr. (Pennsylvania)	1908	(1)	1	4	0	.250				
A. T. Myers (Harvard)	1909	(1)	2	4	0	.333				
Reddy Rowe	1910	(1)	2	7	0	.222				
Frank Thompson (NC State)	1911-13	(3)	5	19	0	.208				
Dr. W. C. Smith	1914-15	(2)	6	10	0	.375				
G. M. Billings (Wake Forest '15)	1916	(1)	3	3	0	.500				
E. T. MacDonnell (Colgate '10)	1917	(1)	1	6	1	.188				
Harry Rabenhorst* (Wake Forest '19)	1918-19	(2)	3	8	0	.273				
J. L. White (Wake Forest '99)	1920-21	(2)	4	15	0	.210				
George Levene (Penn '07)	1922	(1)	3	5	2	.211				
Hank Garrity (Princeton '22)	1923-25	(3)	19	7	1	.722				
James Baldwin (Lehigh)	1926-27	(2)	7	10	3	.425				
Stanley B. Cofall (Notre Dame '17)	1928	(1)	2	6	2	.300				
F. S. Miller (Fordham)	1929-32	(4)	18	15	4	.540				
James H. Weaver (Centenary '24)	1933-36	(4)	10	23	1	.309				
D. C. Walker (Samford '22)	1937-50	(14)	77	51	6	.597				
Tom Rogers (Duke '34)	1951-55	(5)	21	25	4	.460	6	10	2	.389
Paul Amen (Nebraska '38)	1956-59	(4)	11	26	3	.313	7	19	1	.278
Billy Hildebrand (Mississippi St '47)	1960-63	(4)	7	33	0	.175	6	21	0	.222
Bill Tate (Illinois '53)	1964-68	(5)	17	32	1	.350	12	19	1	.391
Cal Stoll (Minnesota '50)	1969-71	(3)	15	17	0	.469	9	9	0	.500
Tom Harper (Kentucky '55)	1972	(1)	2	9	0	.182	1	5	0	.167
Chuck Mills (Illinois State '50)	1973-77	(5)	11	43	1	.209	6	23	1	.216
John Mackovic (Wake Forest '65)	1978-80	(3)	14	20	0	.412	7	11	0	.389
Al Groh (Virginia '67)	1981-86	(6)	26	40	0	.394	8	30	0	.211
Bill Dooley (Mississippi St '56)	1987-92	(6)	29	36	2	.448	14	29	0	.326
Jim Caldwell (Iowa '77)	1993-00	(8)	26	63	0	.292	12	52	0	.188
Jim Grobe (Virginia '75)	2001-13	(13)	77	82	0	.484	42	62	0	.404
Dave Clawson (Williams '89)	2014-pr.	(4)	21	29	0	.420	9	23	0	.281
<b>Totals</b>	<b>1888-2017</b>	<b>(116)</b>	<b>450</b>	<b>654</b>	<b>33</b>	<b>.410</b>	<b>139</b>	<b>313</b>	<b>5</b>	<b>.310</b>


No team: 1890, 1894, 1896-1907 / \*Also served as team captain

## NATIONAL COACH OF THE YEAR



**JIM GROBE**  
2006

American Football Coaches Association  
Associated Press  
Bobby Dodd Foundation  
CBS Sportline  
Sporting News




**JOHN MACKOVIC**  
1979

Walter Camp

## ACC COACH OF THE YEAR



**PAUL AMEN**  
1956, 1959



**BILL TATE**  
1964



**CAL STOLL**  
1970



**JOHN MACKOVIC**  
1979



**BILL DOOLEY**  
1987, 1992



**JIM GROBE**  
2006

# ASSISTANT COACHES

Name	Years
Chris Allen.....	1993-96
Dick Anderson.....	1964-68
Wright Anderson.....	1970-72
Teryl Austin.....	1993-95
Elmer Barbour.....	1956-60
Dr. Jamie Barresi.....	1993-00
Warren Belin.....	2013-15
James Bell.....	1996-99
George Belu.....	1997-99
Steve Bernstein.....	1973-77
Tim Billings.....	2006-11
Steve Bocko.....	1972
Jeff Bower.....	1987
Don Brown.....	1976-77
Bob Brush.....	1989-92
Troy Calhoun.....	2001-02
Gerald Carr.....	1999
Russell Cerrato.....	1972
John (Red) Cochran.....	1951-55
<b>Dave Cohen..... 2014-present</b>	
Jess Cone.....	1973
Mike Cook.....	1977
<b>Ryan Crawford..... 2018</b>	
Bill Crutchfield.....	1958-59
Dennis Darnell.....	1980
Gary Darnell.....	1986-87
Bill Davis.....	1964-68
Babe Dimancheff.....	1962-63
Chuck Driesbach.....	1984-86
Tim Duffie.....	2012
Mike Elko.....	2014-16

Name	Years
Harry Elliott.....	1973-77
Mike Ellison.....	1973-74
Tom Elrod.....	2003-13
Ed Emory.....	1968
Bill Faircloth.....	1978-82
Beattie Feathers.....	1961-77
W.D. Fesperman.....	1961-62
Pat Flaherty.....	1993-98
Mel Foels.....	1997-00
Marty Galbraith.....	1978-82, 89-90
Lonnie Galloway.....	2011-12
Gene Gibson.....	1965-57
Murray Greason.....	1934-49, 54
John Gutekunst.....	1992
Ted Guthard.....	1969
Dennis Haglan.....	1978-82
Garth Hall.....	1973-74
Tom Harper.....	1969-71
Bill Hayes.....	1973-75
Win Headley.....	1975-77
<b>Lyle Hemphill..... 2017-present</b>	
Jack Henry.....	1981-85
Keith Henry.....	2001-11
Jim Hietikko.....	1956-58
<b>Kevin Higgins..... 2014-present</b>	
Billy Hildebrand.....	1956-59
Jonathan Himebauch.....	2012-13
Don Hipps.....	1954-55
Stan Hixon.....	1993-94
Jim Hoffer.....	1979-80, 83-86
Lawson Holland.....	1988-91

Name	Years
Dean Hood.....	2001-07
Dick Hunter.....	1960-61
<b>John Hunter..... 2014-present</b>	
Cecil Ingram.....	1960
Derrick Jackson.....	2012-16
Oval Jaynes.....	1969-72
John Jett.....	1946-47
Steve Jones.....	1977
Whitey Jordan.....	1987-88
Ken Karr.....	1964-66
Robert Kellogg.....	1947-49
Bobby Kennedy.....	1995-00
Buddy King.....	1984-86
Sandy Kinney.....	1987-92
John Klacik.....	2000
Brian Knorr.....	2008-13
Charles Knox.....	1959-60
Brad Lambert.....	2001-10
Tony Lanham.....	1972
Jim LaRue.....	1974-75
Clark Lea.....	2016
Theo Lemon.....	1996-00
Bill Lewis.....	1969-70
<b>Wayne Lineburg .. 2017-present</b>	
Steed Lobotzke.....	2001-13
Bob Lord.....	1966-67
Joe Madden.....	1965-67
Ray Malavasi.....	1961
Bill Maskill.....	1990-92
Ray McCartney.....	2001-13
Gene McKeehan.....	1973-77

Name	Years
Jerry McManus.....	1986-95
Jim McNally.....	1978-79
Bernie Menapace.....	1981-86
Kenneth Meyer.....	1958-59
Brad Mills.....	1971-72
Bill Mitchell.....	1971-72
Billy Mitchell.....	2001-13
Tom Moore.....	1969
Jeff Mullen.....	2001-07
Norman Parker.....	1969-71
Pat Peppler.....	1962
Tony Pierce.....	2000
Bob Popp.....	1967-68
Joe Popp.....	1965-68
Pat Preston.....	1951-53
Bob Pruett.....	1983-89
Jan Quarless.....	1993-96
Vito Ragazzo.....	1976-77
Pride Ratterree.....	1954-55
Diron Reynolds.....	1999-00
Charlie Rizzo.....	1981-85
Danny Rocco.....	1986
Tom Rogers.....	1938-40, 46-50
James Royster.....	1980-86
<b>Warren Ruggiero..2014-present</b>	
Steve Russ.....	2008-11
R.J. Rychleski.....	1993-00
Taylor Sanford.....	1949-55
<b>Jay Sawvel..... 2017-present</b>	
Adam Scheier.....	2014-16
Bill Sexton.....	1963-64

Name	Years
Kevin Sherman.....	2001-05
Ray Sherman.....	1979-1980
<b>Brad Sherrod..... 2017-present</b>	
Hank Small.....	1995-98
Ralph Smith.....	1970
Ron Stark.....	1969-71
Skip Stress.....	1989-92
Archie Strimel.....	1978-80
Taylor Stubblefield.....	2013
<b>Nick Tabacca..... 2014-present</b>	
Ray Thornton.....	1960-62
Tom Throckmorton.....	1987-88
Sam Timer.....	1963
Howard Tippett.....	1972
Rick Tolley.....	1968
Ken Treadway.....	1987-88
Tony Trentini.....	1963
Bill Urbanik.....	1978-83
Jay Venuto.....	1986
Kenneth Wable.....	1956-57
Paul Wargo.....	1973-74
Pete Watson.....	1981-85
James Webster.....	1988-92
Eddie Williamson.....	1991-92, 2000
Eddie Wilson.....	1976-77
Alex Wood.....	1993-94
Walter Wood.....	1950
Mike Workin.....	1978-79
Cliff Yoshida.....	1973-77, 87-92
Ed Zaunbrecher.....	1980-83

## FORMER DEACON ASSISTANTS AS HEAD COACHES




**TROY CALHOUN**  
Air Force (2007-pres.)



**BRAD LAMBERT**  
Charlotte (2011-pres.)



**DANNY ROCCO**  
Delaware (2017-pres.)  
Richmond (2012-16)  
Liberty (2006-11)



**JEFF BOWER**  
Southern Miss. (1991-07)



**GARY DARNELL**  
Tenn. Tech (1983-85)  
W. Michigan (1997-04)



**ED EMORY**  
East Carolina (1984-89)



**BILL FAIRCLOTH**  
Catawba (1973-75)



**BILL HAYES**  
Winston-Salem St. (1976-87)  
North Carolina A&T (1988-03)



**JIM HOFFER**  
Cornell (1990-97)  
Buffalo (2001-05)



**DEAN HOOD**  
Eastern Kentucky (2008-15)



**THEO LEMON**  
Central State (2003-08)



**BILL LEWIS**  
East Carolina (1989-91)  
Georgia Tech (1992-94)



**BOB PRUETT**  
Marshall (1996-03)



**RICK TOLLEY**  
Marshall (1969-70)




**EDDIE WILLIAMSON**  
VMI (1985-88)



**ALEX WOOD**  
Florida A&M (2015-17)

# ACC PLAYERS OF THE YEAR




## **BILL BARNES • 1956**

One of the first stars of the ACC was Wake Forest running back Bill Barnes. The "Bullet" from Landis, N.C., established five school records. He was chosen to the LOOK Magazine All-America team and a second team Associated Press All-American as a senior.

In addition, Barnes was a unanimous choice for All-ACC honors. He was voted the most outstanding player for the South team in the North-South Shrine All-Star game in Miami. His 1,010 yards rushing in 1956 ranked second nationally. He also ranked 13th in total offense and 13th in kickoff returns. Barnes' number 33 jersey was retired following his senior season.

### **1956 Statistics**

Rushing — 168 attempts for 1,010 yards (6.0 avg.) and 6 touchdowns  
 Punt Returns — 6 punt returns for a 19.0 average and a touchdown  
 Kick Returns — 11 kick returns for a 28.6 average



## **BRIAN PICCOLO • 1964**


After toiling in relative obscurity during his first two years on the varsity team, Brian Piccolo emerged as a senior to lead the nation in rushing.

Piccolo rushed 252 times for 1,044 yards and 15 touchdowns. His rushing total and 111 points scored (17 overall touchdowns and 9 PATs) ranked first in the NCAA. In all, Piccolo set six new conference marks and established nine new school records en route to being named a Football News All-American.

Piccolo left Wake Forest as the school's all-time leading rusher and scorer.

### **1964 Statistics**

Rushing — 252 attempts for 1,044 yards (4.1 avg.) and 15 touchdowns  
 Receiving — 5 receptions for 122 yards and 2 touchdowns  
 All-Purpose Yards — 1,166 yards




## **JAY VENUTO • 1979**

Jay Venuto re-wrote the Wake Forest and ACC record books when it came to passing. The native of Salem, N.J., broke six ACC season records, including total offense (2,485 yards), passing attempts (367), pass completions (198), passing yards (2,432), total plays (443), and a ACC single game record when he completed 28 passes against East Carolina.

Venuto threw for 16 touchdowns and guided the Deacons to the 1979 Tangerine Bowl against LSU under head coach John Mackovic. Mackovic was the quarterback in the same backfield with Wake Forest's previous ACC Player of the Year, Brian Piccolo.

### **1979 Statistics**

Passing — 198 for 367, 2,432 yards, 17 touchdowns, 16 interceptions  
 Rushing — 76 attempts for 173 yards and 1 touchdown  
 Total Offense — 2,485 yards



## **CHRIS BARCLAY • 2005**

Chris Barclay was offered only one Division I scholarship out of high school. He proved to be the ultimate diamond in the rough.


Barclay led the ACC in rushing during the regular season three times, the only player in history to do so. As a senior, he was chosen as the league's Player of the Year.

The native of Louisville, Ky., carried 218 times for 1,127 yards, both league-highs, and 10 touchdowns in 2005. He added 381 receiving and return yards to lead the ACC in all-purpose yards. Barclay had two 200-yard rushing days, one against East Carolina and the other against Duke. Against the Blue Devils, Barclay broke the school's all-time career rushing mark.

### **2005 Statistics**

Rushing — 218 attempts for 1,127 yards (5.2 avg.) and 10 touchdowns  
 Receiving — 26 receptions for 159 yards (6.1 avg.)  
 All-Purpose — 1,508 yards

# ALL-AMERICANS



**BILL GEORGE  
(1949)**

- 1st Team AP
- 2nd Team NEA


George was the first Demon Deacon ever to be named an All-American. He gained that distinction as a sophomore in 1949 after an outstanding season at defensive tackle. That achievement highlighted an excellent overall career which saw him named all-conference three times (1948, '49 and '51). He was outstanding as a professional player, too, with both the Chicago Bears and Los Angeles Rams, earning all-pro honors as a linebacker eight times and being inducted into the Pro Football Hall of Fame in 1974. He joined the WFU Hall of Fame in 1998 and his number 47 is retired.



**BILL BARNES  
(1956)**

- 1st Team Look
- 2nd Team AP


One of the top all-around players in Wake Forest history, Barnes received All-America notice as a running back in 1956. He became the first Deacon — and the first individual ever in the ACC — to rush for more than 1,000 yards in one season (1,010) and was named the conference player of the year. The two-time All-ACC performer went on to an all-pro career with the Philadelphia Eagles, later playing for Washington and Minnesota as well. He was a 1974 inductee into the WFU Hall of Fame. The sports lounge in Bridger Field House is named in his honor and his number 33 is retired.



**WIN HEADLEY  
(1970)**

- 2nd Team Walter Camp


A three-year starter, Headley earned All-America recognition as a defensive tackle on Wake Forest's 1970 ACC Championship squad. He also was honored that year as an All-ACC selection and was voted team Most Valuable Player. In the spring of 1971, Headley and basketball player Charlie Davis were co-recipients of WFU's Arnold Palmer Award. He played briefly with the Green Bay Packers and in the CFL, and later returned to Wake Forest as an assistant coach under Chuck Mills. He was inducted into the WFU Hall of Fame in 1994.



**JIM STATON  
(1950)**

- 2nd Team AP


One year after Bill George received All-America acclaim, Staton followed him to that lofty status, also as a defensive tackle. He was named to the all-conference team that same year and was chosen as the Deacons' MVP as well. Staton also was successful professionally, primarily in the Canadian Football League with the Montreal Alouettes, where he earned all-league honors playing under former Wake Forest coach Peahead Walker. He was inducted into the WFU Hall of Fame in 1982.



**NORM SNEAD  
(1960)**

- 2nd Team UPI
- 2nd Team Football Writers

The only Deacon QB to earn All-America honors, Snead ranks as one of the premier passers ever in the ACC. Three times he was all-conference (first team in 1959 and '60), and as a junior and senior he led the league in passing and total offense, which led to his selection on the ACC 50th Anniversary team in 2002. Despite playing in a run-oriented era, Snead's career numbers rate him among the top all-time passers at WFU. He played for five NFL teams during a 16-year career that saw him gain All-Pro honors. The WFU Hall of Fame inducted him in 1977, the banquet room in Bridger Field House is named in his honor and his number 16 is retired.




**CHUCK RAMSEY  
(1973)**

- 1st Team

**Football Writers**

The 1973 season was not a successful one for the Demon Deacons, who managed only one win and one tie in 11 outings, but Ramsey led the country in punting with a 44.8-yard average. He led the ACC in punting as a sophomore, junior and senior (1971-73), and upon his graduation, his career average of 44.0 was the third-best in ACC history. He spent eight productive years (1977-84) with the New York Jets in the NFL.



**BOB BARTHOLOMEW  
(1955)**

- 2nd Team INS
- 2nd Team UPI

Wake Forest's list of outstanding linemen continued in 1955 with Bartholomew earning All-America honors as a tackle. He additionally received Academic All-America recognition that same year, making him the first individual in school history to be named to both all-star squads in the same season. Bartholomew was a four-year starter and a three-time All-ACC pick (twice on the first team). He served WFU as director of the Deacon Club for more than 16 years (1968-1984) and was inducted into the WFU Hall of Fame in 1984.




**BRIAN PICCOLO  
(1964)**

- 1st Team FN
- 1st Team FD
- 1st Team Helms
- 2nd Team AP
- 2nd Team UPI
- 2nd Team NEA

- 1st Team NY Daily News

One of Wake Forest's most famed athletes, Piccolo earned All-America status in 1964 after leading the nation in rushing (1,044 yards) and scoring (111 points). That same season he also became the second Demon Deacon to earn ACC Player of the Year honors. Wake Forest's leading rusher in 1962, 1963 and 1964, Piccolo played for the NFL's Chicago Bears four seasons before his career came to an end due to his now well-known bout with cancer. He died in June of 1970 and was inducted into the WFU Hall of Fame later that year. In 2002, Piccolo was named to the ACC 50th Anniversary Team and his number 31 is retired.



**BILL ARMSTRONG  
(1975, 1976)**

**1975:**


- 3rd Team AP

**1976 CONSENSUS ALL-AMERICAN:**

- 1st Team AP
- 1st Team UPI
- 1st Team Walter Camp
- 1st Team Football Writers
- 1st Team AFCA
- 1st Team TSN
- 1st Team Football News

Armstrong was the first player in Wake Forest history to be named a consensus All-American. A quarterback early in his Deacon career, he became an all-league safety in 1975 and again in 1976, leading the team in tackles both years. His 271 career unassisted tackles are the most in school history. He received the Arnold Palmer Award, and in 1996, he was inducted into the WFU Hall of Fame. In 2002, Armstrong was named to the ACC 50th Anniversary Team and his number 19 is retired.

# ALL-AMERICANS



**WAYNE BAUMGARDNER (1979)**

- **2nd Team NEA**

Wayne Baumgardner put up one of the most prolific seasons in school history among wide receivers in 1979.

Baumgardner finished seventh in the nation with 55 receptions and became the first Demon Deacon to have 1,000 receiving yards in a season. He had eight 100-yard receiving games including 100 yards in an upset of No. 12 Georgia and 159 yards in a victory over No. 13 Auburn. For the year, Baumgardner recorded 55 catches for 1,000 yards and eight touchdowns.




**JAMES PARKER (1979)**

- **2nd Team Football News**

Nose guard James Parker garnered All-America honors in 1979 as his leadership

helped Wake put together an impressive 8-4 record and a Tangerine Bowl appearance. The Deacons posted three victories over ranked opponents during the season, including road wins over Georgia and North Carolina. Parker was also named first team All-ACC that season and received WFU's Bill George Award, given to the team's top lineman. He went on to a long and successful career in the Canadian Football League, playing for Edmonton, British Columbia and Toronto. Parker still ranks among WFU's all-time leaders in total tackles, solo tackles, tackles for loss and sacks.



**BILL ARD (1980)**

- **1st Team TSN**

One of the top offensive linemen in Wake Forest history, Bill Ard was an All-America selection in 1980, his third year as

a starter. He was named All-ACC and was a recipient of the Bill George Award that same season while also serving as team captain. Following his graduation, he enjoyed a very successful career in the NFL, winning a Super Bowl during a 10-year stint with the New York Giants before concluding his career with the Green Bay Packers. He was inducted into the WFU Hall of Fame in 1993.




**HARRY NEWSOME (1983)**

- **3rd Team AP**

Harry Newsome was an All-America punter as a junior in 1983, ranking as the nation's third-leading punter

with a 45.5-yard average. That average ranked as the best season mark in school history. Newsome's career punting average of 43.6 ranks third in the Deacon record books behind All-Americans, Chuck Ramsey and Ryan Plackemeier. He became the 15th player in WFU history to be named first team All-ACC twice. He was drafted in 1985 and spent nine seasons in the NFL with Pittsburgh and Minnesota.




**PAUL KISER (1986)**

- **1st Team FW**
- **1st Team TSN**

The 1986 Deacons established eight offensive school records and led the ACC in scoring. A

major factor was Kiser's play up front in that offensive unit, and he was recognized for his efforts as a first team All-American. In addition, he was named All-ACC that year as a senior and became the first Deacon since the formation of the ACC to receive the Jacobs Blocking Trophy as the league's premier blocker.




**GEORGE COGHILL (1992)**

- **3rd Team AP**

One of the most popular members of WFU's 1992 Independence Bowl champion squad, Coghill was a third-

team AP All-America selection. He was the leading vote-getter among defensive backs on the 1992 All-ACC team, making that elite group for the second year. He started 44 of 45 contests during a career that saw him finish fourth in interceptions (12) while becoming the school's career punt return leader. In 1997 and 1998 he was a member of the Denver Broncos' World Championship teams.



**BEN COLEMAN (1992)**

- **1st Team AFCA**

Wake Forest's Ben Coleman emerged as one of the country's premier offensive linemen during his senior season, gaining

first team recognition on the Kodak Coaches (AFCA)

squad. He had not become an offensive player until after his sophomore year and did not earn a starting job until his final campaign. His other 1992 honors included the Bill George Award and the Jacobs Blocking Trophy as the top blocker in the ACC. After being selected in the second round of the 1993 NFL draft, Coleman spent nine seasons in the league (1993-2001) with four different teams.



**MICHAEL COLLINS (2001)**

- **3rd Team TSN**

Despite moving from tackle to guard and learning a new offensive system prior to his senior year,

offensive lineman Michael Collins was named third-team All-America and earned first-team All-ACC honors in 2001. Collins anchored a line that helped WFU lead the ACC in rushing and fewest sacks allowed en route to a 6-5 record. Collins played three years with the Baltimore Ravens.



**CALVIN PACE (2002)**

- **1st Team AFCA**
- **3rd Team AP**
- **4th Team TSN**

Defensive end Calvin Pace became WFU's first first-team All-America selection

in 10 years after leading the Deacs to a 7-6 overall record and Seattle Bowl victory in 2002. Pace, who became Wake Forest's career tackles for loss leader during his senior campaign, also led the ACC in sacks and finished second in the WFU career record book in that category. Named the ACC Defensive Player of the Year by *The Sporting News*, Pace was a first-team All-ACC selection as well as WFU team MVP. He became the school's third first-round pick when Arizona chose him as the 18th overall pick.



**RYAN PLACKEMEIER (2005)**

- **1st Team AFCA**
- **1st Team AP**
- **1st Team CBS Sportsline**
- **1st Team ESPN.com**
- **1st Team FWAA**
- **1st Team SI**
- **1st Team TSN**
- **1st Team Walter Camp**

In addition to his consensus All-America honors, Plackemeier won the 2005 Ray Guy Award as the nation's best punter. He led the nation in both net punting and average per punt. As a senior, he punted 67 times with an average of 47.2 yards per punt to break his own school record. Among those with 200

# ALL-AMERICANS

career attempts, Plackemeier is the NCAA's all-time leading punter with a career average of 45.26 yards per punt. He was a three-time first team All-ACC selection. As a senior, he nailed three punts of at least 70 yards, including an 82-yard blast against NC State. Plackemeier was drafted in the seventh round by Seattle.




## SAM SWANK (2006)

- 1st Team ESPN.com
- 1st Team Rivals.com
- 1st Team SI

Placekicker Sam

Swank, a native of Jacksonville Beach, Fla., was named first team All-American by three publications. He kicked three field goals in the ACC Championship Game and was named Most Valuable Player. Swank was selected first team All-ACC by the Atlantic Coast Sports Media Association as a placekicker and honorable mention All-ACC by ACMSA as a punter. He was the only player in the nation to be named a semifinalist for both the Lou Groza Award and the Ray Guy Award. Swank tied the NCAA record for most 50-yard field goals in a game, making three at NC State. He set 11 new school records during his sophomore campaign.



## STEVE VALLOS (2006)

- 1st Team SI
- 1st TSN
- 2nd Team Walter Camp

Steve Vallos, an offensive tackle from

Boardman, Ohio, was one of the vocal and emotional leaders of the 2006 ACC Championship team. He was a first team All-ACC pick and one website even selected him as the conference's Player of the Year. Vallos won the ACC Offensive Lineman of the Week award twice and graded out at 90 percent for the season. He had 92.5 knockdown blocks, 23 more than any other teammate. Vallos enjoyed one of his best career games with an ACC Championship game berth on the line at Maryland when he earned a career-best 96 percent to go with 10 knockdown blocks. Vallos started all 48 games of his career, the most in Wake Forest history. He was drafted in the seventh round by the Seattle Seahawks.



## STEVE JUSTICE (2007)

- 1st Team AP
- 1st Team CBS Sports
- 1st Team ESPN.com
- 1st Team AFCA
- 2nd Team Walter Camp
- 2nd Team SI
- 2nd Team TSN

Steve Justice is the most decorated center in school history. A consensus All-America selection, Justice was also the recipient of the Atlantic Coast Conference's Jacobs Blocking Trophy and the national runner-up for the Rimington Trophy. A three-year starter, Justice helped pave the way for Wake Forest to win the 2006 ACC Championship and the 2007 Meineke Car Care Bowl. Justice was a first team All-ACC selection as a senior and a sixth round draft pick of the Indianapolis Colts




## ALPHONSO SMITH (2007, 2008)

- 2007:
- 2nd Team Walter Camp
  - 3rd Team AP
- 2008:

- 1st Team AP
- 1st Team AFCA
- 1st Team FWAAA
- 1st Team Walter Camp
- 1st Team CBS Sports
- 2nd Team TSN
- 2nd Team SI
- 2nd Team Phil Steele
- 2nd Team Rivals.com

Alphonso Smith was just the second Deacon to earn All-American honors in two different seasons. His seven interceptions in 2008 and eight in 2007 were both tied for the most in the country and his career total of 21 broke Dry Bly's ACC record of 20. The 2008 Bronko Nagurski Award finalist, finished his career with a school-record 61 passes defended and his 249 interception return yards are second-most in school-history. His 20 passes defended in 2008 not only led the ACC but was also tied for the most in the country. Smith also proved to be one of the most capable defensive backs in the country as a junior in 2007. He once again led the ACC in interceptions and passes defended. Three of his interceptions resulted in touchdown returns but none was more important than his return against Maryland on Sept. 22. With the Deacons trailing 24-3, the Terps threatened to score again when Smith intercepted a pass in the end zone and returned it 100 yards for the score. Besides being the longest return in school history, the return sparked the Deacons to an amazing 31-24 overtime win.



## AARON CURRY (2008)

- 1st Team Sports Illustrated
- 1st Team Pro Football Weekly
- 2nd Team AP
- 2nd Team TSN
- 2nd Team Phil Steele
- 2nd Team Rivals.com

Aaron Curry returned for his senior season and had arguably one of the best years in school history. Curry was the key to the Demon Deacons' defense, leading the squad with 105 total tackles and 66 solo stops. He received the Butkus Award, which is given to the nation's top linebacker, and he was a finalist for the Lott Trophy, which recognizes the country's top defensive player. In perhaps the team's best defensive game of the year against Florida State, Curry made eight tackles, had a fumble recovery and recorded his sixth career interception. He returned the pick 22 yards, adding to his school-record total of 278 interception return yards. The Wake Forest defense also held the Seminoles to just three points in the game, and beat FSU for the second-straight time in Tallahassee. He also became one of four Deacons to start three-straight bowl games.



## JOSH BUSH (2011)

- 3rd Team AP

Josh Bush made his final season for the Deacs his best. He finished among the national leaders in interceptions with six

during the 2011 season. He was tied for ninth in the nation and second in the ACC in interceptions. Bush was fifth on the team with 59 tackles and totaled 11 passes defended.

Bush was a first team All-ACC selection and a third team Associated Press All-America pick. He became the first Demon Deacon chosen to the AP All-America team since 2008 when Alphonso Smith was a first team selection and Aaron Curry was named to the second team. Bush had two interceptions against Notre Dame with his other picks coming against NC State, Boston College, Florida State and Clemson.

### KEY TO TEAMS:

AFCA - American Football Coaches Association; AP - Associated Press; FD - Football Digest; INS - International News Service; LOOK - name of team selected by Football Writers' Association; NEA - Newspaper Enterprise Association; TSN - The Sporting News; UPI - United Press International; SI - Sports Illustrated

# ALL-ACC SELECTIONS

## INDIVIDUAL ACC HONORS

### All-ACC Three Times (All 1st Team)

Bob Bartholomew; Norman Snead; James McDougald; John Henry Mills; Ryan Plackemeier

### All-ACC Three Times (1st or 2nd Team)

Chris Barclay, Nikita Whitlock

### All-ACC Two Times (1st or 2nd Team)

Bill Barnes; Pete Manning; Bill Bobbora; Larry Hopkins; Larry Russell; Ed Stetz; Chuck Ramsey; Bill Armstrong; Steve Young; Jay Venuto; Phil Denfeld; Harry Newsome; Gary Baldinger; James Brim; A.J. Greene; George Coghill; Todd Dixon; Desmond Clark; Calvin Pace; Josh Gattis; Steve Vallos, Steve Justice, Michael Campanaro

### ACC Coach of the Year      ACC Player of the Year

1956 Paul Amen	1956 Bill Barnes
1959 Paul Amen	1964 Brian Piccolo
1964 Bill Tate	1979 Jay Venuto
1970 Cal Stoll	2005 Chris Barclay
1979 John Mackovic	
1987 Bill Dooley	
1992 Bill Dooley	
2006 Jim Grobe	

### ACC Rookie of the Year

1976 James McDougald
1982 Michael Ramseur
2006 Riley Skinner
2007 Josh Adams

### ACC Defensive Rookie of the Year

2011 Merrill Noel
-------------------

### ACC Silver Anniversary Team

(Selected in 1977 by the ACSWA)

Bill Armstrong, DB  
Bill Barnes, RB

### ACC 50th Anniversary Team

(Selected in 2002 by ACC-appointed committee)

Bill Armstrong, DB  
Brian Piccolo, FB  
Norm Snead, QB

### Jacobs Blocking Trophy

First in the old Southern Conference, and since 1953 in the ACC, this award has been presented annually to the player named the league's top blocker. The recipient is determined by a vote of the coaches.

1939 James Ringgold
1943 Elmer Barbour
1945 Nick Ognovich
1946 Nick Ognovich
1947 Nick Ognovich
1986 Paul Kiser
1992 Ben Coleman
2007 Steve Justice

### Brian Piccolo Award

Presented annually since 1972, this award is given to the ACC's "most courageous" player in honor of Wake Forest legend Brian Piccolo.

1982 Kenny Duckett
1983 John Piedmonte
1996 John Lewis
2007 Matt Robinson

### Jim Tatum Award

Presented annually since 1979, this award is given to the ACC's top football senior scholar-athlete.

1983 Phil Denfield
1991 Steve Ainsworth
2009 Riley Skinner
2016 Ryan Janvion

### Key to Teams:

First Team selections by ACSMA (Atlantic Coast Sports Media Association)

All-ACC Coaches Conference Team Began in 2012

# - wire service selection

### 1953

Bob Bartholomew, tackle (2nd)  
Bob Ondilla, end (1st)#

### 1954

Bob Bartholomew, tackle (1st)  
Ed Stowers, end (2nd)

### 1955

Bob Bartholomew, tackle (1st)  
Bill Barnes, back (1st)

### 1956

Bill Barnes, back (1st)  
Eddie Moore, center (2nd)

### 1958

Norman Snead, back (2nd)  
Pete Manning, end (2nd)

### 1959

Norman Snead, back (1st)  
Pete Manning, end (1st)  
Nick Patella, guard (1st)

### 1960

Norman Snead, back (1st)  
Wayne Wolff, tackle (2nd)

### 1961

Alan White, back (1st)  
Bill Hull, end (2nd)  
Bill Ruby, end (2nd)

### 1962

Bill Shendow, guard (1st)#

### 1964

Brian Piccolo, back (1st)  
Richard Cameron, end (1st)  
John Mackovic, back (2nd)

### 1965

Joe Carazo, defensive back (1st)

### 1966

Bob Grant, offensive tackle (1st)  
Andy Harper, defensive back (1st)  
Bob Oplinger, center (1st)

### 1967

Freddie Summers, quarterback (1st)  
Richard Decker, tight end (1st)

### 1968

Digit Laughridge, defensive back (1st)

### 1969

Joe Dobner, center (1st)  
John Mazalewski, linebacker (1st)

### 1970

Larry Russell, quarterback (1st)  
Bill Bobbora, offensive guard (1st)  
Larry Hopkins, running back (1st)  
Ed Stetz, linebacker (1st)  
Win Headley, defensive tackle (1st)  
Tracy Lounsbury, kicker (1st)

### 1971

Larry Russell, quarterback (1st)  
Larry Hopkins, running back (1st)  
Ed Stetz, linebacker (1st)  
Bill Bobbora, offensive guard (1st)  
Steve Bowden, defensive back (1st)

### 1972

Chuck Ramsey, kicker (1st)  
Nick Arcaro, linebacker (1st)

### 1973

Chuck Ramsey, kicker (1st)

### 1975

Clark Gaines, running back (1st)  
Bill Armstrong, defensive back (1st)

### 1976

Steve Young, tight end (1st)  
James McDougald, running back (1st)  
Don Cervi, linebacker (1st)  
Bill Armstrong, defensive back (1st)

### 1977

James McDougald, running back (1st)  
Steve Young, tight end (1st)  
Larry Teary, center (1st)

### 1979

James McDougald, running back (1st)  
James Parker, nose guard (1st)  
Jay Venuto, quarterback (1st)  
Wayne Baumgardner, receiver (1st)

### 1980

Jay Venuto, quarterback (1st)  
Bill Ard, offensive guard (1st)  
Carlos Bradley, linebacker (1st)

### 1981

Phil Denfeld, tight end (1st)

### 1982

Harry Newsome, punter (1st)  
Phil Denfeld, tight end (1st)  
Tim Ryan, wide receiver (1st)

### 1983

Harry Newsome, punter (1st)

### 1984

Gary Baldinger, defensive end (1st)  
Ronnie Burgess, defensive back (1st)

### 1985

Gary Baldinger, defensive end (1st)  
James Brim, wide receiver (1st)

### 1986

James Brim, wide receiver (1st)  
Paul Kiser, offensive guard (1st)  
Tim Morrison, offensive tackle (1st)

### 1987

A.J. Greene, defensive back (1st)  
Jimmie Simmons, linebacker (1st)  
Mark Young, running back (1st)

### 1988

Martin Bailey, punter (1st)

A.J. Greene, defensive back (1st)

### 1989

Ricky Proehl, wide receiver (1st)  
Tony Mayberry, center (2nd)

### 1990

John Henry Mills, tight end (1st)  
Anthony Williams, running back (2nd)

### 1991

John Henry Mills, tight end (1st)  
George Coghill, defensive back (1st)

### 1992

George Coghill, defensive back (1st)  
Ben Coleman, offensive tackle (1st)  
Todd Dixon, wide receiver (1st)  
John Henry Mills, tight end (1st)  
Mike McCrary, defensive line (2nd)  
Maurice Miller, linebacker (2nd)

### 1993

Dred Booe, defensive lineman (1st)  
John Leach, running back (2nd)  
Todd Dixon, wide receiver (3rd)  
Walter Rasby, tight end (3rd)

### 1994

Richard Goodpasture, secondary (2nd)

### 1995

Tucker Grace, linebacker (1st)

### 1996

Desmond Clark, wide receiver (2nd)

### 1997

Brian Kuklick, quarterback (2nd)  
Tripp Moore, punter (2nd)  
D'Angelo Solomon, secondary (2nd)

### 1998

Desmond Clark, wide receiver (2nd)

### 1999

Dustin Lyman, linebacker (1st)  
Morgan Kane, running back (2nd)  
Bryan Ray, defensive end (2nd)  
Fred Robbins, defensive tackle (2nd)


### 2000

Bryan Ray, defensive lineman (HM)  
John Stone, specialist (HM)

### 2001

Michael Collins, offensive guard (1st)  
Tarence Williams, running back (2nd)  
Nate Bolling, defensive end (2nd)  
Calvin Pace, defensive end (2nd)  
John Stone, specialist (2nd)  
Vince Azzolina, center (HM)

### 2002



John Henry Mills

# ALL-ACC SELECTIONS



A.J. Greene

Blake Henry, offensive guard (1st)  
Calvin Pace, defensive end (1st)  
Fabian Davis, specialist (2nd)  
Tyson Clabo, offensive guard (HM)  
Eric King, defensive back (HM)  
Mike Moroz, offensive tackle (HM)  
Montique Sharpe, defensive line (HM)  
Quintin Williams, defensive back (HM)  
Tarance Williams, running back (HM)

**2003**  
Tyson Clabo, offensive guard (1st)  
Eric King, cornerback (1st)  
Ryan Plackemeier, punter (1st)  
Chris Barclay, running back (2nd)  
Mark Moroz, offensive tackle (2nd)

**2004**  
Chris Barclay, running back (1st)  
Ryan Plackemeier, punter (1st)  
Eric King, cornerback (2nd)  
Steve Vallos, offensive guard (2nd)  
Jon Abbate, linebacker (HM)

**2005**  
Chris Barclay, running back (1st)  
Ryan Plackemeier, punter (1st)  
Josh Gattis, defensive back (2nd)  
Jon Abbate, linebacker (HM)  
Steve Vallos, offensive tackle (HM)

**2006**  
Jon Abbate, linebacker (1st)  
Josh Gattis, safety (1st)  
Steve Justice, center (1st)  
Sam Swank, placekicker (1st)  
Steve Vallos, offensive tackle (1st)  
Riley Skinner, quarterback (2nd)  
Patrick Ghee, safety (HM)  
Sam Swank, punter (HM)  
Jyles Tucker, defensive tackle (HM)

**2007**  
Steve Justice, center (1st)  
Kenneth Moore, wide receiver (1st)  
Alphonso Smith, cornerback (1st)  
Josh Adams, running back (2nd)  
Kevin Marion, return specialist (HM)  
Aaron Curry, linebacker (2nd)  
Sam Swank, placekicker (HM)  
Chip Vaughn, safety (HM)

**2008**  
D.J. Boldin, wide receiver (1st)  
Aaron Curry, linebacker (1st)

Alphonso Smith, cornerback (1st)  
Boo Robinson, defensive end (HM)  
Riley Skinner, quarterback (HM)

**2009**  
John Russell, defensive lineman (2nd)  
Chris DeGare, offensive lineman (HM)  
Jeff Griffin, offensive lineman (HM)  
Kenny Okoro, cornerback (HM)  
Riley Skinner, quarterback (HM)  
Marshall Williams, wide receiver (HM)

**2011**  
Chris Givens, wide receiver (1st)  
Josh Bush, safety (1st)  
Joe Looney, offensive lineman (2nd)  
Nikita Whitlock, defensive lineman (2nd)  
Merrill Noel, cornerback (HM)

**2012**  
*ACSMA*  
Michael Campanaro, wide receiver (2nd)  
Nikita Whitlock, defensive lineman (2nd)  
Alexander Kinal, punter (HM)

*Coaches*  
Michael Campanaro, wide receiver (2nd)  
Nikita Whitlock, defensive lineman (2nd)  
Kevin Johnson, cornerback (HM)  
A.J. Marshall, safety (HM)

**2013**  
*ACSMA*  
Nikita Whitlock, defensive lineman (1st)  
Michael Campanaro, wide receiver (2nd)  
Kevin Johnson, cornerback (HM)  
Ryan Janvion, safety (HM)

*Coaches*  
Nikita Whitlock, defensive lineman (2nd)  
Michael Campanaro, wide receiver (2nd)  
Kevin Johnson, cornerback (3rd)

**2014**  
*ACSMA*  
Tylor Harris, defensive lineman (2nd)  
Alexander Kinal, punter (2nd)  
Kevin Johnson, cornerback (HM)  
Merrill Noel, cornerback (HM)  
Brandon Chubb, linebacker (HM)  
Josh Banks, defensive lineman (HM)  
Cam Serigne, tight end (HM)

*Coaches*  
Kevin Johnson, cornerback (2nd)  
Alexander Kinal, punter (2nd)  
Brandon Chubb, linebacker (3rd)  
Merrill Noel, cornerback (3rd)  
Tylor Harris, defensive lineman (HM)

**2015**  
*ACSMA*  
Brandon Chubb, linebacker (1st)  
Alexander Kinal, punter (2nd)  
Cam Serigne, tight end (HM)  
Cam Serigne, tight end (HM)

*Coaches*  
Brandon Chubb, linebacker (1st)  
Alexander Kinal, punter (1st)  
Cam Serigne, tight end (HM)  
Brad Watson, cornerback (HM)

**2016**  
*ACSMA*  
Mike Weaver, kicker (1st)  
Marquel Lee, linebacker (2nd)  
Jessie Bates, safety (2nd)  
Duke Ejiolor, defensive end (3rd)  
Dom Maggio, punter (HM)

*Coaches*  
Marquel Lee, linebacker (2nd)  
Duke Ejiolor, defensive end (3rd)  
Jessie Bates, safety (3rd)  
Dom Maggio, punter (3rd)  
Mike Weaver, kicker (HM)

*Associated Press*  
Marquel Lee, linebacker (1st)  
Mike Weaver, kicker (2nd)  
Jessie Bates III (2nd)

**2017**  
*Official Team*  
Cam Serigne, tight end (1st)  
Ryan Anderson, center (2nd)  
Greg Dortch, all-purpose (2nd)  
Duke Ejiolor, defensive end (2nd)  
Mike Weaver, kicker (2nd)  
John Wolford, quarterback (2nd)  
Justin Herron, tackle (3rd)  
Phil Haynes, guard (3rd)  
Essang Bassey, cornerback (HM)  
Jessie Bates III, safety (HM)  
Dom Maggio, punter (HM)  
Greg Dortch, return specialist (HM)

## ALL-SOUTHERN CONFERENCE HONORS

**All-SoCon Four Times**  
Nick Sacrinty

**All-SoCon Three Times**  
Jim Duncan; Bill George

**All-SoCon Two Times**  
Elmer Barbour; Dick Foreman; Dave Harris; Nick Ognovich;  
Tom Fetzer; Red O'Quinn; Bill Gregus; Bill Miller; Guido  
Scarton; Bill Finnacle

**1936**  
Raleigh Daniel, back

**1938**  
Louis Trunzo, guard  
Marshall Edwards, back

**1939**  
Rupert Pate, tackle  
John Polanski, back

**1940**  
Tony Gallovich, back

**1941**  
Carl Givler, guard

**1942**  
Pat Preston, tackle  
Red Cochran, back  
Buck Jones, guard

**1943**  
Nick Sacrinty, back  
Bill Starford, center  
Elmer Barbour, back

**1944**  
Dave Harris, end  
George Owens, tackle  
John Kerns, tackle  
Dick Foreman, center  
Elmer Barbour, back  
Nick Sacrinty, back

**1945**  
Nick Sacrinty, back  
Dave Harris, end  
Buck Garrison, guard  
Pride Ratterree, guard  
Dick Foreman, center  
Rock Brinkley, back

**1946**  
Nick Sacrinty, back  
Bob Leonetti, guard  
Nick Ognovich, back

**1947**  
Jim Duncan, end  
Ed Royston, guard  
Nick Ognovich, back  
Harry Clark, center  
Tom Fetzer, back

**1948**  
Jim Duncan, end\*\*  
Red O'Quinn, end\*  
Bill George, tackle  
Tom Fetzer, back  
Bill Gregus, back\*

**1949**  
Jim Duncan, end  
Red O'Quinn, end\*\*  
Bill George, tackle  
Ray Cicia, guard  
Carroll Blackerby, back  
Bill Miller, back  
Bill Gregus, back

**1950**  
Jim Staton, tackle\*  
Bob Auffarth, guard\*  
Jack Lewis, end  
Ed Listopad, tackle\*\*  
Bill Miller, back\*\*  
Guido Scarton, back

**1951**  
Bill George, tackle\*  
Bill Finnacle, guard\*\*  
Bill Link, guard  
Jim Zrakas, center  
Guido Scarton, back  
Dickie Davis, back  
Jack Lewis, end\*

**1952**  
Jack Lewis, end\*  
Bob Gaona, tackle  
Ken Bridges, tackle  
Bill Finnacle, guard  
Sonny George, back  
Joe Koch, back

**Key to Teams:**

\*1st Team Selections by SCSWA  
(Southern Conference Sports Writers Association)  
2nd Team SCSWA/Others were 1st or 2nd Team  
selections by wire services

# ACADEMIC HONORS


## ACC SCHOLARSHIP AWARD

The Atlantic Coast Conference annually honors a senior athlete at each of its member institutions for excellence in scholarship and athletics. Recipients from the Demon Deacon football squad include:

- 1962 Charles Reiley
- 1963 Bill Shendow
- 1965 John Mackovic
- 1967 Kenneth Hauswald
- 1970 Joseph Dobner
- 1971 Richard Bozoian
- 1972 Larry Hopkins
- 1974 Dan Stroup
- 1975 Tom Fehring
- 1977 John Bryce
- 1978 Mike McGlamry
- 1979 Bob Hely
- 1980 Donnie Jackson
- 1982 Landon King
- 1983 Andy Seay
- 1984 John Piedmonte
- 1988 Chip Rives
- 1990 Rod Ferguson
- 1996 Rusty LaRue
- 1997 Will Clark
- 2000 Matthew Burdick
- 2012 Michael Hoag
- 2016 Ryan Janvion

## NCAA POSTGRADUATE SCHOLARSHIP

- 1970 Joe Dobner
- 1974 Dan Stroup
- 1975 Tom Fehring
- 1978 Mike McGlamry



NCAA Postgraduate Scholarship Recipient Rusty LaRue receives his diploma from then-WFU President Dr. Thomas K. Hearn, Jr.

- 1983 Phil Denfeld
- 1986 Toby Cole
- 1996 Rusty LaRue

## ACADEMIC ALL-AMERICAN

- 1955 Bob Bartholomew
- 1959 Aubrey Currie
- 1959 Larry Fleisher
- 1982 Phil Denfeld
- 2007 Louis Frazier

## ACADEMIC ALL-ACC TEAM

Each year, the Atlantic Coast Conference office selects an all-conference "Academic Team," comprised of the top players in the ACC who also excel in the classroom. This elite squad is similar to the prestigious "Academic All-America" team chosen annually by the College Sports Information Directors of America.

- 1954 J.C. Turner
- 1955 Bob Bartholomew
- 1957 Larry Brooks
- 1959 Aubrey Currie
- 1959 Larry Fleisher
- 1960 Paul Martineau
- 1961 Alan White
- 1962 Bill Shendow
- 1963 Bill Faircloth
- 1964 Richard Cameron
- John Mackovic
- 1965 John Beaudoin
- 1966 Ken Hauswald
- Lloyd Halvorson
- 1967 Joe Dobner
- 1968 Joe Dobner
- Lloyd Halvorson
- 1969 Joe Dobner
- Ed George
- 1973 Dan Stroup
- Tom Fehring
- Rich Sievers
- 1974 Rick Gregory
- 1975 Mike McGlamry
- Gerald Hopkins
- 1976 Mike McGlamry
- John Bryce
- 1977 Mike McGlamry
- Rick Dadouris
- Kris Spilsbury
- 1978 Chuck Kraft
- Buddy Patterson
- Rick Dadouris
- James Royster
- 1979 Landon King
- 1980 Landon King
- Phil Denfeld
- Andy Seay
- 1981 Phil Denfeld
- Leo Leitner
- Gary Schofield
- John Piedmonte
- Landon King
- Andy Seay
- 1982 Phil Denfeld
- John Piedmonte
- Andy Seay
- 1983 Steve Litaker



Tanner Price

- |                       |      |                 |
|-----------------------|------|-----------------|
| 1984 John Piedmonte   |      | Jeremy Thompson |
| 1985 Toby Cole        |      | Ben Wooster     |
| Bruce Mark            | 2008 | Shane Popham    |
| 1986 Toby Cole        |      | Ben Wooster     |
| 1987 Joe Wagner       | 2009 | Shane Popham    |
| 1988 Rod Ferguson     | 2010 | Michael Hoag    |
| Jeff Miller           |      | Shane Popham    |
| 1989 Rod Ferguson     | 2011 | Doug Weaver     |
| Tony Mayberry         |      | Michael Hoag    |
| 1990 Warren Belin     |      | Doug Weaver     |
| 1991 Steven Ainsworth |      | Tanner Price    |
| Maurice Miller        | 2012 | Riley Haynes    |
| 1992 Kevin Cole       |      | Duran Lowe      |
| Mike Green            | 2013 | Duran Lowe      |
| Maurice Miller        |      | Tanner Price    |
| 1993 Tom Stuetzer     |      | Tanner Price    |
| 1994 Elton Ndoma-Ogar | 2014 | Ryan Janvion    |
| 1995 William Clark    |      | Jordan Garside  |
| Rick Gardner          |      | Jordan Garside  |
| Rusty LaRue           | 2015 | Ryan Janvion    |
| Elton Ndoma-Ogar      |      | Hunter Williams |
| DaLawn Parrish        |      | John Wolford    |
| Alexis Sockwell       | 2016 | Ryan Janvion    |
| 1996 Dustin Lyman     |      | Hunter Williams |
| Tom Stuetzer          |      | John Wolford    |
| 1997 Chris Gaskell    | 2017 | Ryan Janvion    |
| DaLawn Parrish        |      | Cam Serigne     |
| 1998 DaLawn Parrish   |      | John Wolford    |
| Brian Wolverton       |      | Justin Herron   |
| 1999 DaLawn Parrish   |      | Cade Carney     |
| Kelvin Shackelford    |      | Dom Maggio      |
| Brian Wolverton       | 2017 | Wendell Dunn    |
| 2000 Nick Bender      |      | Justin Herron   |
| 2001 Vince Azzolina   |      | Luke Masterson  |
| 2002 James MacPherson |      | Cam Serigne     |
| Brad White            |      | John Wolford    |
| 2003 Quintin Williams |      |                 |
| Brad White            |      |                 |
| 2004 Quintin Williams |      |                 |
| Blake Lingruen        |      |                 |
| Brad White            |      |                 |
| 2005 Louis Frazier    |      |                 |
| Zac Selmon            |      |                 |
| Jeremy Thompson       |      |                 |
| 2006 Louis Frazier    |      |                 |
| Zac Selmon            |      |                 |
| 2007 Louis Frazier    |      |                 |
| Riley Skinner         |      |                 |

## NATIONAL FOOTBALL FOUNDATION

Each year the National Football Foundation awards postgraduate scholarships to the top senior scholar-athletes in college football. The William Campbell Trophy goes to the nation's top scholar-athlete.

- 2016 Campbell Trophy Finalist  
Ryan Janvion

# SPECIAL AWARDS


## MOST VALUABLE PLAYER

- 1946 Nick Sacrinty
- 1947 Nick Ognovich
- 1948 Tom Fetzler
- 1949 Jim Duncan
- 1950 Jim Staton
- 1951 Jack Lewis
- 1952 Joe Koch
- 1953 Bruce Hillenbrand
- 1954 Bob Bartholomew
- 1956 Bill Barnes
- 1957 Eddie Moore
- 1958 Frank Thompson
- 1959 Norman Snead
- 1960 Norman Snead
- 1961 Alan White
- 1962 Henry Newton
- 1963 Brian Piccolo
- 1964 Brian Piccolo
- 1965 Joe Carazo
- 1966 Andy Heck
- 1967 Kenneth Henry
- 1968 Freddie Summers
- 1969 John Mazalewski
- 1970 Win Headley
- 1971 Larry Hopkins
- 1972 Donnie Brown
- 1973 Clayton Heath
- 1974 David Mebs
- 1975 Clark Gaines
- 1976 Bill Armstrong
- 1977 Steve Young
- 1978 James Royster
- 1979 James McDougald
- 1980 Jay Venuto
- 1981 Gary Schofield
- 1982 Steve Hammond
- 1983 Gary Schofield
- 1984 Foy White
- 1985 Gary Baldinger
- 1986 James Brim
- 1987 Jimmie Simmons
- 1988 Mike Elkins
- 1989 Ricky Proehl
- 1990 Anthony Williams
- 1991 Maurice Miller
- 1992 Keith West & Todd Dixon
- 1993 John Leach
- 1994 Kevin Giles
- 1995 Tucker Grace & Rusty LaRue
- 1996 Desmond Clark
- 1997 Brian Kuklick
- 1998 Desmond Clark
- 1999 Morgan Kane
- 2000 Nick Bender
- 2001 Tarence Williams
- 2002 Calvin Pace
- 2003 Eric King
- 2004 Chris Barclay
- 2005 Chris Barclay
- 2006 Sam Swank
- 2007 Kenneth Moore
- 2008 Aaron Curry
- 2011 Chris Givens

## BILL GEORGE AWARD

The Bill George Award was given annually to Wake Forest's standout lineman on offense or defense in honor of the school's first All-American. George went on to an outstanding professional career with the Chicago Bears and the Los Angeles Rams. He was named to the Pro Bowl eight times and was inducted into the Pro Football Hall of Fame in 1974. He was killed in a car accident in September of 1982.

- 1964 Richard Cameron, End
- 1965 Jim Beaudoin Tackle
- 1966 Bob Oplinger, Center
- 1967 Don Hensley, Guard
- 1968 Jimmy Clack, Tackle
- 1969 Ed George, Tackle
- 1970 Win Headley, Tackle (def.)
- 1971 Bill Bobbora, Guard
- 1972 Bruce Reinert, Tackle
- 1973 John Hardin, End (def.)
- 1974 Mike Arthur, Guard
- 1975 Lewis Henderson, Guard
- 1976 John Bryce, Tackle (def.)
- 1977 Larry Tearry, Center
- 1978 Bruce Hopkins, Tackle (def.)
- 1979 James Parker, Noseguard
- 1980 Bill Ard, Guard
- 1981 Richard Baldinger, Tackle
- 1982 Danny Martin, Guard
- 1983 Danny Martin, Guard
- 1984 Gary Baldinger, Tackle (def.)
- 1985 Bruce Mark, End (def.)
- 1986 Paul Kiser, Guard
- 1987 Joe Kenn, Guard
- 1988 Mike Hooten, End (def.)
- 1989 Tony Mayberry, Center
- 1990 Mike Smith, Noseguard
- 1991 Mike Siders, Center
- 1992 Ben Coleman, Tackle (off.)
- 1993 Walter Rasby, Tight End
- 1994 Jimmy Quander, End (def.)
- 1995 Tucker Grace, Linebacker
- 1996 Doug Marsigli, G/T (off.)
- 1997 Aljamont Joyner, Tackle (def.)
- 1998 Jeff Flowe, Tackle (off.)
- 1999 Fred Robbins, Tackle (def.)
- 2000 Vince Azzolina, Center
- 2001 Nate Bolling, End (def.)
- 2002 Blake Henry, Guard
- 2003 Tyson Clabo, Guard
- 2004 Jon Abbate, Linebacker
- 2005 Goryal Scales, Defensive Tackle
- 2006 Steve Vallos, Offensive Tackle
- 2007 Jeremy Thompson, Def. End
- 2008 Stanley Arnoux, Linebacker
- 2011 Nikita Whitlock, Nose Tackle



Calvin Pace

## OUTSTANDING BACK AWARD

The Outstanding Back Award, given to an offensive or defensive player, selected by then-head coach Jim Grobe and his staff, began in 2001.

- 2001 John Stone
- 2002 Fabian Davis
- 2003 Chris Barclay
- 2004 Eric King
- 2005 Josh Gattis
- 2006 Kenneth Moore
- 2007 Riley Skinner (off.)
- Alphonso Smith (def.)
- 2008 D.J. Boldin (off.)
- Alphonso Smith (def.)
- 2011 Tanner Price (off.)
- Merrill Noel (def.)

- Reggie McCummings (def.)
- 1984 Foy White (off.)
- Gary Baldinger (def.)
- 1985 Frank Carmines (off.)
- Joe Walker (def.)
- 1986 Chip Rives (off.)
- Mike Hooten (def.)
- 1987 Brian Johnson (off.)
- Kelly Vaughan (def.)
- 1988 Tony Rogers (off.)
- Rodney Hogue (def.)
- 1989 Carl Pennington (off.)
- Aubrey Hollifield (def.)
- 1990 Gregg Long (off.)
- Terrell Simmons (def.)
- 1991 Mitch Kennedy (off.)
- Maurice Miller (def.)
- 1992 Reggie Avery (off.)
- Mike McCrary (def.)
- 1993 Bo Loy (off.)
- LaDwaun Harrison (def.)
- 1994 William Clark (off.)
- Mike Neubeiser (def.)
- 1995 Myles Savage (off.)
- Robert Fatzinger (def.)
- 1996 Kai Snead (off.)
- Jeff Muires (def.)
- 1997 Chris Gaskell (off.)
- David Moore (def.)
- 1998 Chris McCoy (off.)
- Kelvin Jones (def.)
- 1999 Jimmy Caldwell (off.)
- Brad Smith (def.)
- 2000 Tim Bennett (off.)
- Calvin Pace (def.)

## MOST OUTSTANDING SPECIAL TEAMS PLAYER AWARD

Beginning in 2005, the Wake Forest coaching staff honored an individual for distinguished play in the area of special teams.

- 2005 Ryan Plackemeier
- 2006 Josh Gattis
- 2007 Kevin Marion
- 2008 Chip Vaughn
- 2011 Michael Campanaro

## BEATTIE FEATHERS AWARD

For 20 years, from 1981 to 2000, the Wake Forest coaching staff selected the most improved players from spring practice and presented them with an award named after the late Beattie Feathers, a Deacon assistant coach from 1961 until 1977. Feathers, an All-America football player at Tennessee, played professional football from 1934 to 1937 as a member of the Chicago Bears. He was an All-Pro player his rookie season and became the first player in NFL history to rush for 1,000 yards in a single season. He is a member of the National College Football Hall of Fame. Feathers died in March of 1979.

- 1981 David Richmond
- 1982 Pierre Brown
- 1983 Ira McKeller (off.)

## ARNOLD PALMER AWARD

Wake Forest's annual male "Athlete of the Year" award is named for the legendary former Demon Deacon golfer. Football players who have received this award include:

- 1965 Brian Piccolo
- 1971 Win Headley (co-recipient)
- 1977 Bill Armstrong
- 1980 James McDougald
- 1982 Kenny Duckett
- 1986 Gary Baldinger
- 1989 Mike Elkins
- 1990 Ricky Proehl
- 1991 Steve Brown
- 1996 Rusty LaRue
- 1999 Dustin Lyman
- 2006 Ryan Plackemeier

# DEACONS IN THE NFL DRAFT - BY YEAR

**2018**  
Jessie Bates III - Cincinnati, 2nd  
Duke Ejirofor - Houston, 6th

**2017**  
Marquel Lee - Oakland, 5th

**2015**  
Kevin Johnson - Houston, 1st

**2014**  
Michael Campanaro - Baltimore, 7th

**2013**  
Tommy Bohanon - NY Jets, 7th

**2012**  
Chris Givens - St. Louis, 4th  
Kyle Wilber - Dallas, 4th  
Joe Looney - San Francisco, 4th  
Josh Bush - NY Jets, 6th

**2010**  
Brandon Ghee - Cincinnati, 3rd  
Chris DeGeare - Minnesota, 5th

**2009**  
Aaron Curry - Seattle, 1st  
Alphonso Smith - Denver, 2nd  
Chip Vaughn - New Orleans, 4th  
Stanley Arnoux - New Orleans, 4th

**2008**  
Jeremy Thompson - Green Bay, 4th  
Kenneth Moore - Detroit, 5th  
Steve Justice - Indianapolis, 6th

**2007**  
Josh Gattis - Jacksonville, 5th  
Steve Vallos - Seattle, 7th

**2006**  
Ryan Plackemeier - Seattle, 7th

**2005**  
Eric King - Buffalo, 5th

**2003**  
Calvin Pace - Arizona, 1st (18th overall)  
Ovie Mughelli - Baltimore, 4th  
Montique Sharpe - Kansas City, 7th

**2000**  
Fred Robbins - Minnesota, 2nd  
Dustin Lyman - Chicago, 3rd  
Reggie Austin - Chicago, 4th

**1999**  
Desmond Clark - Denver, 6th

**1993**  
Ben Coleman - Arizona, 2nd  
John Henry Mills - Houston, 5th  
Michael McCrary - Seattle, 7th

**1990**  
Ricky Proehl - Arizona, 3rd  
Tony Mayberry - Tampa Bay, 4th

**1989**  
David Braxton - Minnesota, 2nd  
Mike Elkins - Kansas City, 2nd  
A.J. Greene - NY Giants, 9th

**1988**  
Greg Scales - New Orleans, 5th  
Darryl McGill - Washington, 8th

**1987**  
Paul Kiser - Atlanta, 6th  
Greg Harris - Green Bay, 9th

**1986**  
Gary Baldinger - Kansas City, 9th  
Tony Garbarczyk - Buffalo, 11th

**1985**  
Harry Newsome - Pittsburgh, 8th  
Ronnie Burgess - Green Bay, 10th

**1982**  
Kenny Duckett - New Orleans, 3rd  
Richard Baldinger - NY Giants, 10th

**1981**  
Bill Ard - NY Giants, 8th  
Carlos Bradley - San Diego, 11th

**1980**  
Syd Kitson - Green Bay, 3rd

**1978**  
Larry Tearry - Detroit, 5th  
Steve Young - Houston, 10th

**1977**  
Bill Armstrong - Cleveland, 8th  
Dave LaCrosse - Pittsburgh, 10th

**1974**  
Chuck Ramsey - New England, 6th  
Clayton Heath - Miami, 13th

**1973**  
Ken Garrett - St. Louis, 8th

**1972**  
Ed Bradley - Pittsburgh, 4th

**1971**  
Win Headley - Green Bay, 8th

**1970**  
Ed George - Pittsburgh, 4th

**1969**  
Fred Summers - Cleveland, 4th

**1968**  
Ed Grant - Baltimore, 2nd

**1967**  
Lynn Nesbitt - Chicago, 14th  
John Snow - New Orleans, 15th

**1965**  
Karl Sweetan - Detroit, 18th

**1962**  
Bill Hull - Chicago, 3rd

**1961**  
Norm Snead - Washington, 1st  
Bob McCreary - San Francisco, 5th

**1960**  
Pete Manning - Chicago Bears, 8th

**1958**  
George Johnson - Pittsburgh, 20th  
Frank Thompson - Cleveland, 26th

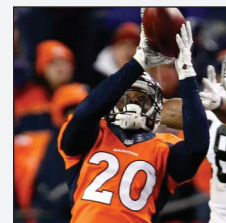
**1957**  
Bill Barnes - Philadelphia, 2nd  
John Ladner - San Francisco, 24th  
John Niznik - Philadelphia, 29th

## DEMON DEACONS IN THE SUPER BOWL

Bill Ard (1)	New York Giants	<b>XXI</b>
Gary Baldinger (3)	Buffalo Bills	<b>XXV, XXVI, XXVII</b>
Ed Bradley (2)	Pittsburgh Steelers	<b>IX, X</b>
Josh Bush (1)	Denver Broncos	<b>50</b>
Jim Clack (2)	Pittsburgh Steelers	<b>IX, X</b>
Desmond Clark (1)	Chicago Bears	<b>XLI</b>
George Coghill (2)	Denver Broncos	<b>XXXII, XXXIII</b>
Thabiti Davis (1)	New York Giants	<b>XXXV</b>
Jack Dolbin (1)	Denver Broncos	<b>XII</b>
Bob Grant (2)	Baltimore Colts	<b>III, V</b>
James Hargrove (1)	Cincinnati Bengals	<b>XVI</b>
Michael McCrary (1)	Baltimore Ravens	<b>XXXV</b>
Ricky Proehl (4)	St. Louis Rams, Carolina Panthers	<b>XXXIV, XXXVI, XXXVIII, XLI</b>
	Indianapolis Colts	<b>XLII</b>
Fred Robbins (1)	New York Giants	<b>XLVIII</b>
Steve Vallos (1)	Denver Broncos	<b>XXIV</b>
Jay Williams (1)	St. Louis Rams	

### Winners in bold

**Josh Bush**  
*Super Bowl 50 Champion*  
Denver Broncos



**1956**  
Nick Consoles - Philadelphia, 18th  
Gerry Huth - NY Giants, 24th  
John Parham - Philadelphia, 24th  
Bob Bartholomew - Cleveland, 39th

**1955**  
Ed Stowers - New York Giants, 15th  
Nick Maravic - Philadelphia, 17th  
Lou Hallow - Los Angeles Rams, 26th

**1953**  
Joe Koch - Chicago Bears, 4th  
Bob Gaona - Pittsburgh, 5th  
Larry Spencer - Detroit, 12th  
Tom Donahoe - Chicago Cardinals, 19th  
Bill Link - Washington, 20th  
Clyde Pickard - Chicago Bears, 25th  
Jack Lewis - Chicago Bears, 29th

**1952**  
Bill Miller - Chicago Bears, 11th  
Ed Listopad - Chicago Cardinals, 19th  
Ed Kissell - Pittsburgh, 30th

**1951**  
Jim Staton - Washington, 2nd  
Bill George - Chicago Bears, 2nd  
Bill Gregus - Chicago Bears, 9th

**1950**  
Jim Duncan - Cleveland, 9th  
Ed Bradley - Chicago Bears, 16th  
Tom Palmer - Chicago Cardinals, 17th

**1949**  
Red O'Quinn - Chicago Bears, 3rd  
Bernie Hanula - Chicago Cardinals, 6th  
Tom Fetzer - New York Giants, 22nd  
Jim Lail - Boston, 22nd

**1948**  
Ed Royston - NY Giants, 7th  
Jim Duncan - Chicago Bears, 21th  
Dick Wedel - Chicago Cardinals, 22nd

**1947**  
Bob Leonetti - Philadelphia, 7th  
Red Cochran - Chicago Cardinals, 8th  
Nick Sacrinty - Chicago Bears, 15th  
Dick Brinkley - New York Giants, 16th  
Harry Dowda - Washington, 17th

**1946**  
Elmer Jones - New York Giants, 2nd  
Dave Harris - Detroit, 3rd  
Pride Ratteree - Chicago Cardinals, 19th

**1945**  
Elmer Barbour - NY Giants, 1st  
Nick Sacrinty - Chicago Bears, 15th  
Russ Perry - Cleveland Rams, 27th

**1944**  
George Owen - Pittsburgh, 5th  
John (Red) Cochran - Chicago Cardinals, 8th  
Bill Starford - Chicago Bears, 8th

**1943**  
Pat Preston - Chicago Bears, 15th

**1942**  
John Polanski - Detroit, 11th  
Charley Givler - Chicago Cardinals, 13th  
Frank Kapriva - Pittsburgh, 20th

**1941**  
Jim Ringgold - Pittsburgh, 4th  
John Jett - Detroit, 7th  
Tony Gallovich - Cleveland Rams, 8th  
John Pendergast - Cleveland Rams, 10th

**1940**  
Rupert Pate - Chicago Cardinals, 20th


**1939**  
Lou Trunzo - Brooklyn, 15th

# DEACONS IN THE NFL DRAFT - BY ROUND

## WAKE FOREST'S FIRST ROUND NFL DRAFT PICKS



**Elmer Barbour**  
1945  
10th Overall Pick



**Norm Snead**  
1961  
2nd Overall Pick



**Calvin Pace**  
2003  
18th Overall Pick



**Aaron Curry**  
2009  
4th Overall Pick



**Kevin Johnson**  
2015  
16th Overall Pick

### 1st Round

2015	Kevin Johnson	Houston	16
2009	Aaron Curry	Seattle	4
2003	Calvin Pace	Arizona	18
1961	Norm Snead	Washington	2
1945	Elmer Barbour	New York Giants	10

### 2nd Round

2017	Jessie Bates III	Cincinnati	54
2009	Alphonso Smith	Denver	37
2000	Fred Robbins	Minnesota	55
1993	Ben Coleman	Arizona	32
1989	Mike Elkins	Kansas City	32
1989	David Braxton	Minnesota	52
1968	Bob Grant	Baltimore	50
1957	Bill Barnes	Philadelphia	19
1951	Jim Staton	Washington	21
1951	Bill George	Chicago Bears	23
1946	Elmer Jones	New York Giants	15

### 3rd Round

2010	Brandon Ghee	Cincinnati	96
2000	Dustin Lyman	Chicago	87
1990	Ricky Proehl	Arizona	58
1982	Kenny Duckett	New Orleans	68
1980	Syd Kitson	Green Bay	61
1962	Bill Hull	Chicago Bears	35
1949	Red O'Quinn	Chicago Bears	31
1946	Dave Harris	Detroit	38

### 4th Round

2012	Chris Givens	St. Louis	96
2012	Kyle Wilber	Dallas	113
2012	Joe Looney	San Francisco	117
2009	Chip Vaughn	New Orleans	116
2009	Stanley Arnoux	New Orleans	118
2008	Jeremy Thompson	Green Bay	102
2003	Ovie Mughelli	Baltimore	134
2000	Reggie Austin	Chicago Bears	125
1990	Tony Mayberry	Tampa Bay	108
1972	Ed Bradley	Pittsburgh	88
1970	Ed George	Pittsburgh	80
1969	Fred Summers	Cleveland Browns	98
1953	Joe Koch	Chicago Bears	41
1941	Jim Ringgold	Pittsburgh	27

### 5th Round

2017	Marquel Lee	Oakland	168
2010	Chris DeGeare	Minnesota	161
2008	Kenneth Moore	Detroit	136
2007	Josh Gattis	Jacksonville	150
2005	Eric King	Buffalo	156
1993	John Henry Mills	Houston	131
1988	Greg Scales	New Orleans	112
1978	Larry Tearry	Detroit	109
1962	Bill Hull	Dallas Texans	
1961	Norm Snead	Buffalo	
1961	Bob McCreary	San Francisco	65
1953	Bob Gaona	Pittsburgh	53

1944	George Owen	Pittsburgh	41
------	-------------	------------	----

### 6th Round

2017	Duke Ejiolor	Houston	177
2012	Josh Bush	NY Jets	187
2008	Steve Justice	Indianapolis	201
1999	Desmond Clark	Denver	179
1987	Paul Kiser	Atlanta	153
1974	Chuck Ramsey	New England	141
1949	Bernie Hanula	Chicago Cardinals	120

### 7th Round

2014	Michael Campanaro	Baltimore	218
2013	Tommy Bohanon	NY Jets	215
2007	Steve Vallos	Seattle	232
2006	Ryan Plackemeier	Seattle	239
2003	Montique Sharpe	Kansas City	230
1993	Michael McCrary	Seattle	170
1968	Ken Henry	St. Louis	177
1948	Ed Royston	New York Giants	75
1947	Bob Leonetti	Philadelphia	71
1941	John Jett	Detroit	55

### 8th Round

1988	Darryl McGill	Washington	221
1986	Topper Clemons	Dallas	212
1985	Harry Newsome	Pittsburgh	214
1981	Bill Ard	New York Giants	221
1977	Bill Armstrong	Cleveland	213
1973	Ken Garrett	St. Louis	188
1971	Win Headley	Green Bay	193
1960	Pete Manning	Chicago Bears	93
1944	John (Red) Cochran	Chicago Cardinals	66
1944	Bill Starford	Chicago Bears	95
1941	Tony Gallovich	Cleveland Rams	64

### 9th Round

1989	A.J. Greene	New York Giants	245
1987	Gregg Harris	Green Bay	228
1986	Gary Baldinger	Kansas City	229
1951	Bill Gregus	Chicago Bears	108
1950	Jim Duncan	Cleveland Rams	117
1947	Bob Leonetti	San Francisco	70

### 10th Round

1985	Ronnie Burgess	Green Bay	266
1982	Richard Baldinger	New York Giants	270
1978	Steve Young	Houston	266
1977	Dave LaCrosse	Pittsburgh	271
1941	John Pendergast	Cleveland Rams	84

### 11th Round

1986	Tony Garbarczyk	Buffalo	278
1981	Carlos Bradley	San Diego	300
1952	Bill Miller	Chicago Bears	128
1942	John Polanski	Detroit	95

### 12th Round

1953	Larry Spencer	Detroit	145
------	---------------	---------	-----

### 13th Round

1974	Clayton Heath	Miami	338
1942	Carl Givler	Chicago Cardinals	114

### 14th Round

1967	Lynn Nesbitt	Chicago Bears	351
------	--------------	---------------	-----

### 15th Round

1967	John Snow	New Orleans	368
1962	Kent Martin	Chicago Bears	203
1955	Ed Stowers	New York Giants	176
1945	Nick Sacrinty	Chicago Bears	172
1943	Pat Preston	Chicago Bears	159
1939	Lou Trunzo	Brooklyn	135

### 16th Round

1950	Ed Bradley	Chicago Bears	206
1949	Red O'Quinn	Baltimore	121
1947	Dick Brinkley	New York Giants	164

### 17th Round

1961	Wayne Wolff	Buffalo	129
1955	Nick Maravic	Philadelphia	201
1950	Tom Palmer	Chicago Cardinals	217
1947	Harry Dowda	Washington	168

### 18th Round

1965	Karl Sweetan	Detroit	249
1956	Nick Consoles	Philadelphia	209

### 19th Round

1953	Tom Donahoe	Chicago Cardinals	220
1952	Ed Listopad	Chicago Cardinals	219
1946	Pride Ratteree	Chicago Cardinals	171

### 20th Round

1958	George Johnson	Pittsburgh	236
1953	Bill Link	Washington	232
1942	Frank Kapriva	Pittsburgh	181
1940	Rupert Pate	Chicago Cardinals	181

### 21st Round

1962	Kent Martin	Dallas Texans	203
1948	Jim Duncan	Chicago Bears	212

### 22nd Round

1949	Tom Fetzer	New York Giants	213
1949	Jim Lail	Boston	215
1948	Dick Wedel	Chicago Cardinals	225

### 24th Round

1957	John Ladner	San Francisco	284
1956	John Parham	Philadelphia	281
1956	Gerry Huth	New York Giants	285
1948	Nick Ognovich	New York Yankees	168

### 25th Round

1953	Clyde Pickard	Chicago Bears	294
1949	Bernie Hanula	Buffalo	170

### 26th Round

1958	Neil MacLean	Philadelphia	304
1958	Frank Thompson	Cleveland	312
1955	Lou Hallow	Los Angeles Rams	307

### 27th Round

1961	Bob Allen	Buffalo	
1945	Russ Perry	Cleveland	220

### 29th Round

1957	John Niznik	Philadelphia	338
1953	Jack Lewis	Chicago Bears	342
1949	George Pryor	Baltimore	188

### 30th Round

1956	Bob Bartholomew	Cleveland	360
1952	Ed Kissell	Pittsburgh	354

# DEACONS IN THE PROS

**Jon Abbate**  
% California Redwoods (2009)  
% Sacramento Mtn. Lions (2010)

**Jason Anderson**  
^ Rhein Fire (2006)

**Bill Ard**  
(8th round)  
New York Giants (1981-88)  
Green Bay Packers (1989-91)

**Stanley Arnoux**  
(4th round)  
New Orleans (2009-11)

**Reggie Austin**  
(4th round)  
Chicago Bears (2000-02)  
^ Frankfurt Galaxy (2006)  
+ Chicago Fire (2009)

**Gary Baldinger**  
(9th round)  
Kansas City Chiefs (1986-88)  
Indianapolis Colts (1989-90)  
Buffalo Bills (1990-92)

**Richard Baldinger**  
(10th round)  
New York Giants (1982-83)  
Kansas City Chiefs (1983-92)  
New England Patriots (1993)

**Josh Banks**  
New York Giants (2017-18)

**Elmer Barbour**  
(1st round)  
New York Giants (1945)

**Chris Barclay**  
^ Berlin Thunder (2006)  
Tennessee Titans (2007)  
New Orleans Saints (2007)  
Atlanta Falcons (2008)  
% New York Sentinels (2009)

**Bill Barnes**  
(2nd round)  
Philadelphia Eagles (1957-61)  
Washington Redskins (1962-63)  
Minnesota Vikings (1965-66)

**Jessie Bates III**  
(2nd round)  
Cincinnati Bengals (2018)

**Tommy Bohanon**  
(7th round)  
NY Jets (2013-16)  
Jacksonville Jaguars (2017)

**D.J. Boldin**  
# Montreal Alouettes (2009)  
# Toronto Argonauts (2010-11)

**Nate Bolling**  
^ Scottish Claymores (2003)  
+ Nashville Kats (2009)

**Carlos Bradley**  
(11th round)  
San Diego Chargers (1981-85)  
Philadelphia Eagles (1987)

**Ed Bradley**  
(16th round)  
Chicago Bears (1950, 1952)

**Ed Bradley**  
(4th round)  
Pittsburgh Steelers (1972-75)  
Seattle Seahawks (1976)  
San Francisco 49ers (1977-78)

**Kellen Brantley**  
^ Frankfurt Galaxy (2005)  
Buffalo Bills (2005)

**David Braxton**  
(2nd round)  
Minnesota Vikings (1989-90)  
Phoenix Cardinals (1990-93)  
Cincinnati Bengals (1994)

**KJ Brent**  
Oakland Raiders (2016-17)  
Indianapolis Colts (2017-18)

**James Brim**  
Minnesota Vikings (1987)

**Thomas Brown**  
New Orleans Saints (2017)

**Steve Brown**  
# Hamilton Tiger-Cats (1991)

**Ronnie Burgess**  
(10th round)  
Green Bay Packers (1985)

**Josh Bush**  
(6th round)  
New York Jets (2012-14)  
Buffalo Bills (2015)  
Denver Broncos (2014-15)

**Michael Campanaro**  
(7th round)  
Baltimore Ravens (2014-17)  
Tennessee Titans (2018)

**Brandon Chubb**  
Detroit Lions (2016-18)

**Tyson Clabo**  
Denver Broncos (2004-05)  
San Diego Chargers (2005)  
New York Giants (2004)  
Miami Dolphins (2005-06)  
Atlanta Falcons (2006-12)  
Miami Dolphins (2013)  
Houston Texans (2014)

**Jim Clack**  
Pittsburgh Steelers (1971-77)  
New York Giants (1978-81)

**Desmond Clark**  
(6th round)  
Denver Broncos (1999-01)  
Miami Dolphins (2002)  
Chicago Bears (2003-11)

**Topper Clemons**  
Philadelphia Eagles (1987)

**Red Cochran**  
(8th round)  
Chicago Cardinals (1947-50)

**George Coghill**  
New Orleans Saints (1993)  
Denver Broncos (1998-02)

**Steve Colavito**  
Philadelphia Eagles (1975)

**Ben Coleman**  
(2nd round)  
Arizona Cardinals (1993-95)  
Jacksonville Jaguars (1995-99)  
San Diego Chargers (2000)  
Washington Redskins (2001)

**Michael Collins**  
^ Amsterdam Admirals (2003)  
+ Rome Renegades (2006)

**Clement Crabtree**  
Detroit Lions (1940-41)

**Aaron Curry**  
(1st round)  
Seattle Seahawks (2009-11)  
Oakland Raiders (2011-12)  
New York Giants (2013)

**Chris Davis**  
# Montreal Alouettes (2006)  
New York Jets (2007)

**Fabian Davis**  
Tampa Bay Buccaneers (2003-04)  
Arizona Cardinals (2005)



**Tommy Bohanon**  
*Jacksonville Jaguars*

**Thabiti Davis**  
New York Giants (2000-01)  
+ New Orleans Voo Doo (2005)  
+ Columbus Destroyers (2006)  
+ Las Vegas Gladiators (2009)

**Rick Decker**  
San Francisco 49ers (1968)

**Jammie Deese**  
+ Carolina Cobras (2001)

**Chris DeGeare**  
(5th round)  
Minnesota Vikings (2010-11)  
Tennessee Titans (2012)  
New York Giants (2013)

**Phil Denfeld**  
\* Arizona Wranglers (1983)

**Dan Dever**  
# British Columbia Lions (1972)

**Jack Dolbin**  
Denver Broncos (1975-79)

**Harry Dowda**  
(17th round)  
Washington Redskins (1949-53)  
Philadelphia Eagles (1954-55)

**Kenny Duckett**  
(3rd round)  
New Orleans Saints (1982-85)  
Dallas Cowboys (1985)

**Jim Duncan**  
(9th round/Cleveland)  
New York Giants (1950-53)

**Marshall Edwards**  
Brooklyn Dodgers (1943)

**Duke Ejiolor**  
Houston Texans (2018)

**Mike Elkins**  
(2nd round)  
Kansas City Chiefs (1989)  
Cleveland Browns (1991)  
Houston Oilers (1992)

**Clark Gaines**  
New York Jets (1976-80)  
Kansas City Chiefs (1981-82)

**Tony Gallovich**  
(8th round)  
Cleveland Rams (1941)

**Bob Gaona**  
(5th round)  
Pittsburgh Steelers (1953-56)  
Philadelphia Eagles (1957)

**Tony Garbarczyk**  
New York Jets (1987)

**Josh Gattis**  
(5th round)  
Chicago Bears (2007)

**Bill George**  
(2nd round)  
Chicago Bears (1952-65)  
Los Angeles Rams (1966)

**Ed George**  
(4th round/Pittsburgh)  
# Montreal Alouettes (1970-74)  
Baltimore Colts (1975)  
Philadelphia Eagles (1976-78)  
# Hamilton Tiger-Cats (1979-80)

**Brandon Ghee**  
(3rd round)  
Cincinnati Bengals (2010-13)  
San Diego Chargers (2014)  
Tennessee Titans (2014)  
Cincinnati Bengals (2015)

**Chris Givens**  
(4th round)  
St. Louis Rams (2012-15)  
Baltimore Ravens (2015)  
Philadelphia Eagles (2016)  
# Winnipeg Blue Bombers (2017)

**Bob Grant**  
(2nd round)  
Baltimore Colts (1968-70)  
Washington Redskins (1971)

**Maurice Gravely**  
# Baltimore Stallions (1995)

**A.J. Greene**  
(9th round)  
New York Giants (1991)

**Randy Halsall**  
# Winnipeg Blue Bombers (1974-77)  
# Montreal Alouettes (1978)  
# Ottawa Rough Riders (1978)  
# Hamilton Tiger-Cats (1979-80)

**Steve Hammond**  
\* New Jersey Generals (1983)  
\* Memphis Showboats (1984-85)  
New York Jets (1988)

**James Hargrove**  
Cincinnati Bengals (1981)  
\* Michigan Panthers (1983)  
\* Boston Breakers (1983)  
Green Bay Packers (1987)

**Josh Harris**  
Pittsburgh Steelers (2014-15)  
# BC Lions (2016-17)

**Hasan Hazime**  
# Hamilton Tiger-Cats (2013-15)  
# Saskatchewan Roughriders (2016)  
# Edmonton Eskimos (2017)

**Clayton Heath**  
(13th round/Miami)  
Buffalo Bills (1976)  
Miami Dolphins (1976)

**Win Headley**  
# Montreal Alouettes (1972)

**Bill Hull**  
(5th round/AFL)  
+ Dallas Texans (1962)

**Gerry Huth**  
(24th round)  
New York Giants (1956)  
Philadelphia Eagles (1959-60)  
Minnesota Vikings (1961-63)

**Justin Jackson**  
DET/MIN/CIN/WAS/OAK (2014)  
Dallas Cowboys (2015)

**John Jett**  
(7th round)  
Detroit Lions (1941)

**Kevin Johnson**  
(1st round)  
Houston Texans (2015-18)

**Elmer Jones**  
(2nd round)  
Buffalo Bisons (1946)  
Detroit Lions (1947-48)

**Steve Justice**  
(6th round)  
Indianapolis Colts (2008-09)  
% New York Sentinels (2009)

**Blake Lingruen**  
Detroit Lions (2005)

**Jim Kemp**  
# Sacramento Gold Miners  
(1994-95)

**Eric King**  
(5th Round)  
Buffalo Bills (2005-06)  
Tennessee Titans (2006-08)  
Detroit Lions (2009-11)

**Paul Kiser**  
Detroit Lions (1987)

**Ed Kissell**  
(30th round)  
Pittsburgh Steelers (1952, 1954)

**Syd Kitson**  
(3rd round)  
Green Bay Packers (1980-81,  
1983-84)  
Dallas Cowboys (1984)

**Dave Lacrosse**  
(10th round)  
Pittsburgh Steelers (1977)

# DEACONS IN THE PROS

**Ed Listopad**  
(19th round)  
Chicago Cardinals (1952)

**John Leach**  
# British Columbia Lions (1995)

**Marquel Lee**  
(5th round)  
Oakland Raiders (2017-18)

**Joe Looney**  
(4th round)  
San Francisco 49ers (2012-15)  
Tennessee Titans (2015)  
Dallas Cowboys (2016-18)

**Dustin Lyman**  
(3rd round)  
Chicago Bears (2000-04)

**James MacPherson**  
+ Green Bay Blizzard (2006)  
+ Grand Rapids Rampage (2008-09)

**Pete Manning**  
(8th round)  
Chicago Bears (1960-61)

**Tony Mayberry**  
(4th round)  
Tampa Bay Buccaneers (1990-99)

**Michael McCrary**  
(7th round)  
Seattle Seahawks (1993-96)  
Baltimore Ravens (1997-03)

**Bob McCreary**  
(5th round/San Francisco)  
+ Dallas Texans (1961-62)  
# Calgary Stampeders (1963)

**Marcus McGruder**  
# Montreal Alouettes (2006)

**Gil Meyers**  
Baltimore Colts (1947)

**Maurice Miller**  
# Sacramento Gold Miners (1994)  
# San Antonio Texans (1995)  
# Edmonton Eskimos (1996-97)

**John Henry Mills**  
(5th round)  
Houston Oilers (1993-96)  
Oakland Raiders (1997-98)  
Minnesota Vikings (1999)

**Kenneth Moore**  
(5th round)  
Detroit Lions (2008)  
Carolina Panthers (2008-10)

**Mark Moroz**  
# Toronto Argonauts (2004-05)  
# Hamilton Tiger-Cats (2006)

**Kelvin Moses**  
New York Jets (2001-02)

**Ovie Mughelli**  
(4th round)  
Baltimore Ravens (2003-06)  
Atlanta Falcons (2007-12)

**Harry Newsome**  
(8th round)  
Pittsburgh Steelers (1985-89)  
Minnesota Vikings (1990-93)

**Jerome Nichols**  
Washington Redskins (2005)  
^ Frankfurt Galaxy (2006)  
Green Bay Packers (2006)  
+ Philadelphia Soul (2009)

**Merrill Noel**  
Buffalo Bills (2015)

**Chibukem (Kenny) Okoro**  
San Diego Chargers (2013)  
+ San Jose Sabercats (2014)  
Washington Redskins (2014)

**John "Red" O'Quinn**  
(3rd round)  
Chicago Bears (1950-51)  
Philadelphia Eagles (1951)  
# Montreal Alouettes (1952-59)

**Calvin Pace**  
(1st round)  
Arizona Cardinals (2003-07)  
New York Jets (2009-15)

**Tom Palmer**  
(17th round/Chicago Cardinals)  
Pittsburgh Steelers (1953-54)

**James Parker**  
# Edmonton Eskimos (1979-83)  
# British Columbia Lions (1984-89)  
# Toronto Argonauts (1990-91)

**Rupert Pate**  
(20th round)  
Chicago Cardinals (1940)  
Philadelphia Eagles (1942)

**Kevin Patterson**  
+ Amarillo Venom (2009)

**John Pendergast**  
Cleveland Rams (1941)

**Matt Petz**  
# Montreal Alouettes (2000-03)  
# Hamilton Tiger-Cats (2004)

**Brian Piccolo**  
Chicago Bears (1966-69)

**Ryan Plackemeier**  
(7th round)  
Seattle Seahawks (2006-08)  
Washington Redskins (2008)

**John Polanski**  
Detroit Lions (1942)  
Los Angeles Dons (1946)

**Pat Preston**  
(15th round)  
Chicago Bears (1946-49)

**Ricky Proehl**  
(3rd round)  
Arizona Cardinals (1990-94)  
Seattle Seahawks (1995-96)  
Chicago Bears (1997)  
St. Louis Rams (1998-02)  
Carolina Panthers (2003-05)  
Indianapolis Colts (2006)

**Cyhl Quarles**  
New England Patriots (2012)

**Chuck Ramsey**  
(6th round/New England)  
New York Jets (1977-84)

**Walter Rasby**  
Pittsburgh Steelers (1994)  
Carolina Panthers (1995-97)  
Detroit Lions (1998-00)  
Washington Redskins (2001-02)  
New Orleans Saints (2003)  
Washington Redskins (2004)

**Bryan Ray**  
^ Frankfurt Galaxy (2002-03)  
+ Carolina Cobras (2004)  
+ Columbus Destroyers (2005)  
+ Las Vegas Gladiators (2006)  
+ Grand Rapids Rampage (2009)

**Fred Robbins**  
(2nd round)  
Minnesota Vikings (2000-03)  
New York Giants (2004-09)  
St. Louis Rams (2010-11)

**Boo Robinson**  
Philadelphia Eagles (2010)  
Buffalo Bills (2010-11)

**Ed Royston**  
(7th round)  
New York Giants (1948-49)

**Anthony Rubino**  
Detroit Lions (1943, 1946)

**Nick Sacrinty**  
(15th round)  
Chicago Bears (1947)

**Ben Sankey**  
# Calgary Stampeders  
(2000-02)  
Houston Texans (2002)  
+ Chicago Slaughter (2010)

**Greg Scales**  
(5th round)  
New Orleans Saints (1988-91)

**Montique Sharpe**  
(7th round)  
Kansas City Chiefs (2003)

**Alphonso Smith**  
(2nd round)  
Denver Broncos (2009-10)  
Detroit Lions (2010-12)

**Norm Snead**  
(1st round)  
Washington Redskins (1961-63)  
Philadelphia Eagles (1964-70)  
Minnesota Vikings (1971)  
New York Giants (1972-74, 76)  
San Francisco 49ers (1974-75)

**D'Angelo Solomon**  
# Toronto Argonauts (1998)

**Jim Staton**  
(2nd round)  
Washington Redskins (1951)  
# Montreal Alouettes (1952-56)

**John Stone**  
Indianapolis Colts (2002)  
Oakland Raiders (2003-05)  
New England Patriots (2006)

**Freddie Summers**  
(4th round)  
Cleveland Browns (1969-71)

**Riley Swanson**  
+ Arizona Rattlers (2009-10)  
+ Tampa Bay Storm (2011-12)

**Karl Sweetan**  
(18th round/Detroit)  
# Toronto Argonauts (1964)  
Detroit Lions (1966-67)  
New Orleans Saints (1968)  
Los Angeles Rams (1969-70)

**Larry Tearry**  
(5th round)  
Detroit Lions (1978-79)

**Jeremy Thompson**  
(4th round)  
Green Bay Packers (2008-09)

**Zach Thompson**  
New York Jets (2014)  
Denver Broncos (2014)  
Baltimore Ravens (2015)

**Jyles Tucker**  
San Diego Chargers (2007-11)  
Carolina Panthers (2012)

**Steve Vallos**  
(7th round)  
Seattle Seahawks (2007-10)  
Cleveland Browns (2010-11)  
Philadelphia Eagles (2011-12)  
Jacksonville Jaguars (2012)  
Denver Broncos (2013)

**Chip Vaughn**  
(4th round)  
New Orleans (2009-10)  
Indianapolis Colts (2010)  
# Saskatchewan Roughriders (2013)

**Jay Venuto**  
\* Birmingham Stallions (1983)  
Baltimore Colts (1984)

**Brad Watson**  
Los Angeles Chargers (2017)

**Dick Wedel**  
Chicago Cardinals (1948)

**Nikita Whitlock**  
Cincinnati Bengals (2014)  
Dallas Cowboys (2014)  
New York Giants (2014-16)  
# Hamilton Tiger-Cats (2017-18)

**Kyle Wilber**  
(4th round)  
Dallas Cowboys (2012-17)  
Oakland Raiders (2018)

**Jay Williams**  
Los Angeles Rams (1994)  
St. Louis Rams (1995-99)  
Carolina Panthers (2000-01)  
Miami Dolphins (2002-04)

**Quintin Williams**  
Miami Dolphins (2004)

**Wayne Wolff**  
(17th round/AFL)  
Buffalo Bills (1961)

**David Zadel**  
Dallas Cowboys (1998)

**Joe Zelenka**  
San Francisco 49ers (1999)  
Washington Redskins (2000)  
Jacksonville Jaguars (2001-09)  
Atlanta Falcons (2010-12)

**Key:**  
^ NFL Europe  
+ Arena League  
# CFL  
\* USFL  
% UFL



**Joe Looney**  
Dallas Cowboys

# ALL-STAR GAMES

## BLUE-GRAY CLASSIC

1939 Rupert Pate  
 1940 Tony Gallovich  
 1942 Pat Preston  
 1944 George Owen  
 1945 Dick Foreman  
 1946 Red Cochran  
 1947 Ray Clark  
 Nick Ognovich  
 1957 George Johnson  
 1959 Pete Manning  
 Neil MacLean  
 1960 Bobby Allen  
 Wayne Wolff  
 Norm Snead  
 1961 Bill Hull  
 Alan White  
 Brian Piccolo  
 1971 Ed Stetz  
 1972 Ken Garrett  
 1973 Chuck Ramsey  
 1976 Dave LaCrosse  
 1980 Jay Venuto  
 Carlos Bradley  
 1982 Phil Denfeld  
 1983 Gary Schofield  
 1986 Paul Kiser  
 Tim Morrison  
 1987 Darryl McGill  
 Greg Scales  
 1988 A. J. Greene  
 David Braxton  
 1989 Ricky Proehl  
 Tony Mayberry  
 Rod Ferguson  
 1993 Todd Dixon  
 Jay Williams  
 1994 Eddie McKeel  
 1995 Tucker Grace  
 1998 Desmond Clark  
 Brian Kuklick  
 2001 Nate Bolling  
 Michael Collins  
 John Stone  
 2003 Kellen Brantley  
 Mark Moroz  
 Quintin Williams

## CASINO DEL SOL ALL-STAR GAME

2011 Josh Bush

## COACHES ALL-AMERICAN CLASSIC

1965 Brian Piccolo

## COLLEGE ALL-STAR GAME

2014 Whit Barnes  
 2014 Tanner Price

## EAST-WEST SHRINE CLASSIC

1947 Nick Sacrinty (MVP)  
 1968 Fred Summers  
 1971 Ed Bradley  
 1973 Chuck Ramsey  
 1977 Bill Armstrong  
 1978 Larry Teary  
 1981 Jay Venuto  
 1987 Paul Kiser  
 1989 Mike Elkins  
 1990 Tony Mayberry  
 Ricky Proehl  
 1992 Marvin Mitchell  
 2000 Dustin Lyman  
 2001 Bryan Ray  
 2004 Tyson Clabo  
 2006 Ryan Plackemeier  
 2007 Steve Vallos  
 2008 Nick Jarvis  
 2009 Chris DeGeare  
 2012 Kyle Wilber  
 2014 A.J. Marshall  
 2017 Marquel Lee  
 2017 Brad Watson  
 2018 Cam Serigne

## NFLPA COLLEGIATE BOWL

2013 Terence Davis  
 2016 Tylor Harris

## GRIDIRON CLASSIC

1998 Desmond Clark  
 Brian Kuklick  
 2002 Montique Sharpe  
 2004 Jason Anderson  
 Eric King

## HULA BOWL

1977 Bill Armstrong  
 1978 Larry Teary  
 1980 Bill Ard  
 1999 Dustin Lyman  
 2001 Michael Collins  
 2003 Mark Moroz  
 2008 Kenneth Moore  
 Nick Jarvis

## INTA JUICE ALL-STAR CLASSIC

2007 Nate Morton

## JAPAN BOWL

1977 Bill Armstrong  
 1978 Larry Teary  
 1980 Syd Kitson  
 1982 Kenny Duckett  
 1992 Ben Coleman  
 George Coghill

## LAS VEGAS ALL-AMERICAN CLASSIC

1950 Jim Duncan  
 2005 Chris Barclay

## LIONS AMERICAN BOWL

1971 Steve Bowden  
 1971 Ed Stetz  
 1971 Nick Vrhovac

## MEDAL OF HONOR BOWL

2014 Mike Olson  
 Kristopher Redding  
 Nikita Whitlock

2015 Zachary Allen  
 Merrill Noel

## NORTH-SOUTH (MIAMI)

1951 Bill George  
 1952 Jack Lewis  
 1952 Joe Koch  
 1956 Bill Barnes (MVP)  
 1959 Nick Patella  
 1969 Ed George

## SENIOR BOWL

1950 Jim Duncan  
 Red O'Quinn  
 Bob Auffarth  
 1951 Jim Staton  
 Jack Lewis  
 1953 Norm Snead (MVP)  
 1961 Ed Bradley  
 1972 Bill Ard  
 Jay Venuto  
 1986 Paul Kiser  
 1988 Greg Scales  
 1989 David Braxton  
 Mike Elkins  
 1993 Ben Coleman  
 2000 Reggie Austin  
 Fred Robbins  
 2002 Ovie Mughelli  
 Calvin Pace  
 2007 Josh Gattis  
 2008 Steve Justice  
 Jeremy Thompson  
 2009 Aaron Curry  
 Alphonso Smith  
 Chip Vaughn  
 2010 Brandon Ghee  
 2012 Joe Looney  
 2013 Tommy Bohanon  
 2014 Michael Campanaro  
 2018 Duke Ejirofor

## TEXAS VS. THE NATION (EL PASO)


2007 Patrick Ghee  
 2013 Chibuikem Okoro

## TROPICAL BOWL

2016 KJ Brent  
 2017 Thomas Brown


# RETIRED NUMBERS

**NORM SNEAD**




**#16**

**BILL ARMSTRONG**




**#19**

**BRIAN PICCOLO**




**#31**

**BILL BARNES**



**#33**

**BILL GEORGE**



**#47**

# LETTERWINNERS

## A

Jon Abbate	2004-06	LB	Powder Springs, GA
J.A. Abernethy	1912-14	C	Matthews, NC
James Adams	2003-05	LB	Durham, NC
Josh Adams	2007-10	RB	Cary, NC
Greg Adkins	2002-05	OG	Lakeland, FL
Mark Agientas	1987-88	DL	Cape Coral, FL
Steven Ainsworth	1989-91	OL	Williamsburg, VA
Chad Alexander	1995, 97	FB	Coppell, TX
Dick Alford	1944	G	Laurinburg, NC
Forest Allen	1934-36	FB	
Bob Allen	1958-60	RE	Warwick, VA
Boyd Allen	1946-47	C	Shelby, NC
Lee Allen	1972-74	DT	Fayetteville, NC
Tom Allen	1999	LB	Pottsville, PA
Zach Allen	2011-12, 2014	OLB	Pahokee, FL
Ryan Alston	1991-92	DL	Chapel Hill, NC
Louis Altobelli	1986, 88-89	OT	Brookeville, MD
Fred Amon	1943-44		Charlotte, NC
Howard Anderson	1936-37		
Dominic Anderson	2002, 04-05	SS	Hollywood, FL
Jason Anderson	2001-04	WR	Charlotte, NC
Mark Anderson	1975	OT	Gainesville, FL
Ray Anderson	1980	NG	Tinley Park, IL
<b>Ryan Anderson</b>	<b>2015-17</b>	<b>OL</b>	<b>Raleigh, NC</b>
Tom Anderson	1972	T	Burgaw, NC
Andrews	1889	RG	
Bryan Andrews	2003-06	DE	Lima, OH
Micah Andrews	2004-07	RB	Duluth, GA
Fred Angerman	1967-69	FL	Monongahela, PA
Herb Appenzeller	1945	B	Summerfield, NC
Nick Arcaro	1971-72	DB	Princeton, NJ
Bill Ard	1977-80	OG	Watchung, NJ
Charles Argenzio	2013, 2015-16	FB	Richmond, VA
Jamaal Argrow	1999, 2002	LB	Savannah, GA
Bill Armstrong	1973-76	QB	Randolph, NJ
Frank Armstrong	1977	DT	Philadelphia, PA
Frank Armstrong	1918, '20, '21-22, '24	E	Hobgood, NC
John Armstrong	2013-14, 16	FL	Orlando, FL
Stanley Arnoux	2005-08	LB	Sunrise, FL
Eddie Arrington	1966-68	FL	Winston-Salem, NC
Mike Arthur	1971, 73-74	OG	Baltimore, MD
Johnny Artis	1985, 87	FB	Faison, NC
Tyler Ashe	1998-01	PK	Shelby, NC
Ed Atkinson	1966	QB	Charlotte, NC
Bob Auffarth	1948-50	RG	Baltimore, MD
Dionte Austin	2015-16	CB	Baltimore, MD
Josh Austin	1991	DL	Baltimore, MD
Reggie Austin	1996-99	DB	Atlanta, GA
Reggie Avery	1992-93	OL	Columbia, SC
J.H. Aydlett	1910	QB	Elizabeth City, NC
J.S. Ayres	1927	HB	Forest City, NC
Vince Azzolina	1998-01	C	Easton, PA

## B

<b>Alex Bachman</b>	<b>2015-17</b>	<b>WR</b>	<b>Moorpark, CA</b>
John Badoud	1960-62	LG	Washington, DC
George W. Bagwell	1910	C	Raleigh, NC
Carl Bailey	1917-18		Roper, NC
Dave Bailey	1972-73	LB	Syosset, NY
Martin Bailey	1985-88	P	Summerville, SC
Trey Bailey	2006-09	C	Duncan, SC
Carlton Baker	1965-67	LHB	Jacksonville, FL
Chris Balatsoukas	1955	G	Ambridge, PA
Gary Baldinger	1982-85	NG	Massapequa, NY
Richard Baldinger	1979-81	OL	Massapequa, NY
Tony Balionis	1938-40	G	Homestead, PA
Jerry Ball	1958-60	RH	Troutman, NC
Dan Ballou	1993-96	WR	Wilmington, MA
George Banko	1944	HB	Isabella, PA
George Banks	1992	WB	Woodford, VA
Josh Banks	2013-16	DE	Cary, NC
Elmer Barbour	1942-44	B	Durham, NC
Chris Barclay	2002-05	RB	Louisville, KY
Joe Barkocoy	1951-52	LG	Tresckov, PA
Pete Barham	1955-57	HB	Leaksville, NC
Bill Barnes	1954-56	LHB	Landis, NC
Tony Barnes	1973	C	Downers Grove, IL
Whit Barnes	2011-13	C	Rocky Mount, NC
Phil Barnhill	1989-90	QB	Washington, DC
Bob Bartholomew	1952-55	T	Rocky Mount, NC
Dave Bartholomew	1972-74	DT	San Diego, CA
Neil Basford	2013	OT	Jacksonville, FL
<b>Carlos Basham</b>	<b>2017</b>	<b>DE</b>	<b>Roanoke, VA</b>
Chris Basler	1972-73	QB	Evanston, IL
<b>Essang Bassey</b>	<b>2016-17</b>	<b>CB</b>	<b>Columbus, GA</b>
Fred Bateman	1937		Roper, NC
<b>Elontae Bateman</b>	<b>2017</b>	<b>DT</b>	<b>Memphis, TN</b>
Jessie Bates III	2016-17	S	Fort Wayne, IN
Ed Baublis	1948-49	C	Baltimore, MD

Wayne Baumgardner	1978-81	WR	Bluefield, WV
Cline Beam	2009	PK	Augusta, GA
Al Beard	1968-69	DE	Fayetteville, NC
Bryan Beard	2000	WR	East Bend, NC
D.S. Beasley	1933-34		
Jim Beaudoin	1964-65	RT	Hubbard, OH
Harry Beaver	1935-37		Asheville, NC
Greg Bechtel	2008-10	LS	Cary, NC
Bill Beddow	1941	C	Birmingham, AL
Jim Bedgood	1963	HB	Selma, AL
David Behrmann	1990	DB	Silver Spring, MD
Jack Behrmann	1954-55	HB	Hackensack, NJ
Levern Belin	1988-90	LB	Marshville, NC
Warren Belin	1987-90	LB	Marshville, NC
Nick Belisis	1948-49	RH	Malden, MA
<b>Tyler Bell</b>	<b>2015-16</b>	<b>RB</b>	<b>Mobile, AL</b>
Richard Belton	2005-08	FB	Chapel Hill, NC
Nick Bender	1997-00	LB	Nazareth, PA
Doug Benfield	1973-75	DE	Lincolnton, NC
Terry Bennett	1970-71	DT	McDonald, PA
Tim Bennett	1999-02	C	McDonald, PA
Brad Benson	1987-89	DB	Seneca, SC
Jit Benton	1928-30	FB-P-QB	Hamlet, NC
<b>Jake Benzinger</b>	<b>2016-17</b>	<b>OT</b>	<b>Williamston, MA</b>
Steve Bernardo	1976-77	OT	Philadelphie, PA
Joe Berra	1963-65	FB	Trevorton, PA
Eric Berry	2005-06	LB	Suffolk, VA
Scott Betros	2009-12	LB	Jacksonville, FL
George Better	1944	G	McKeesport, PA
Carl L. Betts	1909-11	E	Rome, GA
Gilbert Billings	1911-14	HB	Raleigh, NC
Joe Birdsong	2006-09	OT	Nashville, TN
Cornelius Birgs	2002-04	RB	Ft. Lauderdale, FL
Spencer Bishop	2010-13	TE	Pinehurst, NC
Paris Black	2016-17	DE	Fayetteville, NC
Carroll Blackerby	1948-50	QB	Bessemer, AL
Stonewall Jackson Blackmon	1913-15	T	Kershaw, SC
Terry Blanch	1978-79	OG	Claymont, DE
Felix A. Blanchard	1917-19	T	White Castle, LA
Rhett Blanchard	1991-94	TE	Norcross, GA
James Bland	1952-53	RH	Raleigh, NC
Perry Bland	1938		Tillery, NC
Chris Blank	1997-00	OG	Sewell, NJ
Blankenship	1916	C	
George Blanton	1889-92	FB	Shelby, NC
John Blanton	1944-46		Ellenboro, NC
Mike Blasiele	1967	OLB	Roanoke, VA
R. Presley Blevins	1911	T	Wilkes Cty, NC
Daniel Blitch	2011	OT	Gainesville, GA
Blizzard	1916	G	
Bill Bobbora	1969-71	OG	Chicago, IL
Tommy Bohanon	2009-12	FB	North Fort Myers, FL
Demir "D.J." Boldin	2005, 07-08	WR	Pahokee, FL
Devin Bolling	2010, 2012	OL	Lynchburg, VA
Nathan Bolling	1998-01	DT	Swanton, OH
Bob Bollinger	1944	C	High Point, NC
Joe Bonecutter	1958-60	FB	Shelby, OH
Nelson Bonilla	1993	DB	South River, NJ
Arna Bontemps	1992	DL	Hampton, VA
Dred Boone	1990-93	DL	Winston-Salem, NC
Ramon Booi	2009-11	DL	Jacksonville, FL
Durwood Bostic	1931-33		Atkinson, NC
Steve Bowden	1969-71	RB	Liberty, NC
S. A. "Cary" Bowden	1920-21	E	Calypso, NC
Stacey Bowen	1924		Athens, GA
Henry Bowers	1927		Norwood, NC
Clarence Boyles	1933		
John Parks Boylin	1919, 1921	QB	Wadesboro, NC
Steve Bozarth	1962	FB	Riverside, NJ
Dick Bozoian	1968-70	DB	Manchester, NH
Caron Bracy	2001-04	LB	Jacksonville, FL
Carlos Bradley	1978-80	LB	Philadelphia, PA
Dan Bradley	1999	QB	Silver Creek, NY
Ed Bradley, Sr.	1946-49	RE	Stratford, CT
Ed Bradley, Jr.	1969-71	FB	Stratford, CT
Jim "Chief" Bradley	1930-32	LB	
Ralph Brandeweide	1962-63	QB	Garden City, NY
S.O. Brandon	1921		Jonesville, NC
Kellen Brantley	2000-03	LB	Miami, FL
Bob Brassell	1977-79	OG	Philadelphia, PA
Darrell Braswell	1994-95	WR	Hendersonville, NC
Tommy Brawley	1962, 64-65	RT	Mooreville, NC
David Braxton	1986-88	DE	Jacksonville, NC
Warren Braxton	2002-04	FS	Madison Heights, VA
Dean Brendel	1973	TE	Westwood, NJ
Bob Brenner	1966, 68-69	SE	Fort Lauderdale, FL
Matthew Brennie	1999-01	P	Highland, NY
K.J. Brent	2015	WR	Waxhaw, NC
Charles Brewer	1961	HB	Concord, NC
Gunter Brewer	1985-86	WR	Oxford, MS

Ralph Brewster	1955-57	LE	Nashville, TN
Ken Bridges	1950-52	RE	Kelby, NC
Wally Bridwell	1961-62	QB	Shelbysport, TN
James Brim	1983-86	WR	Mt. Airy, NC
Matthew Brim	2004-07	OG	Bellevue Creek, NC
Bob Brincefield	1953-54	HB	Burlington, NC
Richard "Rock" Brinkley	1944-46	FB	Norfolk, VA
Chip Brinkman	2005-08	WR	Belleair, FL
Ryan Britt	2009-10	OL	Grapevine, TX
D.R. Britton	1892	E	
T.C. Britton	1911-12	G	Soochow, China
Tryg Brody	1988-91	DL	White Sulphur Springs, WV
Jeff Brogden	1942, 1946-47	RH	Hopewell, VA
Leon Brogdon	1930-31	E	Kinston, NC
Larry Brooks	1956-57	LH	Danville, VA
Cliff Brookshire	1953-54	G	Asheville, NC
Alex Brown	1977, 79-81	DT	Sharon Hills, PA
Bill Brown	1967-68	C	Murfreesboro, NC
Devon Brown	2008-10	WR	Ashburn, VA
Donnie Brown	1971-72	LB	Butler, PA
Dwayne Brown	1988, 90	DB	Clifton Forge, VA
Greg Brown	1979-80	OL	Kenmore, NY
Pierre Brown	1980, 1982	DB	Fayetteville, NC
Steve Brown	1987-90	WR	Washington, DC
Terrance Brown	1988-91	DL	Ft. Belvoir, VA
Thomas Brown	2013-16	S	Evans, GA
Warren Brown	1941	E	
John Bruno	1943-44	E	Riverside, NJ
De'Angelo Bryant	2003, 2005-07	RB	New Ellenton, SC
John Bryant	or	DB	Scotland Neck, NC
Rupert Bryant	1936-37		Durham, NC
Wesley Bryant	2003-05	OT	Charlotte, NC
John Bryce	1973-76	DT	Tulsa, OK
Ira James "Boolie" Bullard	1934-35	G	Lumberton, NC
Rusty Bumgardner	1987, 89-90	OT	Kings Mountain, NC
Joe Bunch	1974-75	K	Edenton, NC
Matthew Burdick	1996-99	PK	Winston-Salem, NC
Drew Burgess	1977-78	LB	Winston-Salem, NC
Ronnie Burgess	1981-84	DB	Sumter, SC
Drew Burgess	1977-78	LB	Winston-Salem, NC
Lawrence Burinsky	1944	C	Monroeville, PA
Edgar Burris	1929		Albemarle, NC
Chris Burkholder	1999	TE	Charlotte, NC
Nick Burney	2001-03	RB	Glen Allen, VA
Robert Lee Burns	1889	C	
Richard Burr	1974-75	DB	Winston-Salem, NC
Adam Burrell	1989	DB	Franklin, NC
Fred Burroughs	1926-28	E	Greensboro, NC
Josh Bush	2008-11	DB	Lexington, NC
Ed Butler	1948-50	LE	Winston-Salem, NC
Sam Butler	1956-58	LG	Morganton, NC
Irvin Byrd	1938	HB	Roanoke Rapids, NC
<b>Arkeem Byrd</b>	<b>2017</b>	<b>RB</b>	<b>Savannah, GA</b>
Kevin Byrnes	1971-72	TE	Peru, IL

## C

Bob Caesar	1955-56	FB	Philadelphia, PA
Jimmy Caldwell	1998-2000	WR	Winston-Salem, NC
<b>Chris Calhoun</b>	<b>2015-17</b>	<b>DE</b>	<b>Alpharetta, GA</b>
Dan Callahan	2003-06	TE	Montclair, NJ
Richard Cameron	1962-64	LE	Scottsdale, PA
Tyler Cameron	2013	QB	Jupiter, FL
Jim Camp	1942	QB	Clairton, PA
Michael Campanaro	2010-13	FL	Clarksville, MD
Bill Campbell	1933	FB	Fayetteville, NC
Edward Campbell	1972	RB	Rillito, AZ
Glen Campbell	1984	OL	Rochester, NY
Tommy Campbell	1970	RB	Luray, VA
Lucas Caparelli	2007	RB	Fairfax, VA
Mike Capone	1971	FL	Massapequa, NY
Burnie Capps	1941-42	E	Chadbourne, NC
Joe Carazo	1963-65	HB	Palmerton, PA
Bill Carlisle	1961-62	C	Aiken, SC
Andy Carlton	1972-73	QB	Leesburg, FL
Frank Carmines	1985-86	OG	Chesapeake, VA
<b>Cade Carney</b>	<b>2016-17</b>	<b>RB</b>	<b>Advance, NC</b>
Charlie Carpenter	1955-58	QB	Canton, NC
Tehran Carpenter	1998-2000	DB	Amityville, NY
John Carper	1982	DB	Levisville, NC
Wilbur Carr	1942	B	Mars Hill, NC
C.W. Carrick	1914		High Point, NC
Joe Carroll	1981-82	OL	Timonium, MD
Robert Carroll	1971, 73	OG	Roseland, NJ
Chris Carrothers	2003	OLB	Albemarle, NC
Floyd Carter	1936		Asheville, NC
Jason Carter	2003	DB	Evanston, IL
Keith Carter	1973-74	DT	Lancaster, CA
Ken Carter	1976-77	LB	Columbia, SC
Kevin Carter	1982-83	DB	Hampton, VA

# LETTERWINNERS

Michael Carter	2007	DT	Memphis, TN
Paul C. Carter	1910-13	G	Holly Springs, NC
Richard Carter	1972	S	Harrisburg, PA
Rupert Carter	1915		Wake County, NC
Jerry Cartwright	1973-75	OT	River Grove, IL
Mark Casey	1987-88	WR	New Fairfield, CT
Tim Cashdollar	1998	WR	Grove City, PA
T. Lamar Caudle	1922-24	G	Wadesboro, NC
Larry Causey	1969-71	LB	Greensboro, NC
Adam Centers	2014	PK	Coppell, TX
Al Cernugel	1943	E	
Don Cervi	1975-77	TE	Egg Harbor, NJ
Marvin Chalmers	1998-99	WR	Richmond, VA
David Chambers	1983-86	RB	Statesville, NC
Ralph Champion	1916	HB	Raleigh, NC
<b>Brandon Chapman</b>	<b>2017</b>	<b>TE</b>	<b>Greene City, OH</b>
Steven Chase	2010-13	OT	Frederick, MD
Gardell Chavis	1992, 94-96	FB	Fayetteville, NC
Kenyon Chavis	1994-96	DB	Fayetteville, NC
Steve Check	1974-77	OT	Tarboro, NC
Britt Cherry	2012-14	LB	Apex, NC
Marion Chetty	1932-34	T	Lexington, NC
Alonzo Chisolm	2004	RB	Irmo, SC
Brandon Chubb	2012-15	LB	Marietta, GA
Obi Chukwumah	2000-03	DB	Columbus, OH
Dick Chulada	1970-71	DT	Wilkes-Barre, PA
Billy Churm	1951-53	RH	Dover, NJ
Jack Ciccarelli	1941	E	Shinnston, WV
Ray Cicia	1948-49	LG	Ansonia, CT
Tyson Clabo	2000-03	OT	Knoxville, TN
Jim Clack	1966-68	RT	Rocky Mount, NC
Frank Clark	1932-34	C	Pleasantville, NJ
Desmond Clark	1995-98	WR	Lakeland, FL
Harry Clark	1942, 1946	C	Wadesboro, NC
Taris Clark	1995-97	OL	Ellenwood, GA
Walter "Butch" Clark	1938-42	C	Baltimore, MD
William Clark	1994-96	TE	Reidsville, NC
<b>Steven Claude</b>	<b>2016-17</b>	<b>WR</b>	<b>Miami, FL</b>
Bo Claxton	1954-56	G	Dublin, GA
Walter Clayton	1937		Brevard, NC
Joe Clayton	1924-27	E	Brevard, NC
Topper Clemons	1982-85	RB	Cinnaminson, NJ
Scott Clinard	1988-91	TE	Gastonia, NC
Herb Cline	1939-41	E	Chattahoochee, WV
Michael Clinkscale	1998-2000	DB	Youngstown, OH
Lee Clymer	1968	FB	Allentown, PA
Tony Coates	1982, 84	N	Chantilly, VA
Coble	1916	G	
John "Red" Cochran	1941-42, 46	TB	Hueytown, AL
Rob Cocke	1990-92	TE	Danville, VA
Ben Cockerham, Jr.	1981	RB	Elkin, NC
Wallace William Cogdill	1931		Canton, NC
George Coghill	1989-92	DB	Fredricksburg, VA
Pete Coker	1951-52	FB	Nocatee, FL
Larry Coker	1959-61	C	Pompano, FL
Steve Colavito	1972-73	FB	Bronx, NY
<b>Matt Colburn II</b>	<b>2015-17</b>	<b>RB</b>	<b>Irmo, SC</b>
Charlie Cole	1941	WB	Carthage, NC
Toby Cole	1984-86	LB	Asheville, NC
Kevin Cole	1991-93	DB	Portsmouth, VA
Ben Coleman	1991-92	OL	South Hill, VA
Earl Coleman	1964-65	LG	Gastonia, NC
Anthony Coles	1990-91	DE	Winston-Salem, NC
John Coles	1951-53	RG	Garwood, NJ
Robert A. Collier	1924	T	Statesville, NC
Michael Collins	1998-01	OT	Hickory, NC
Mead "Bud" Connelly	1927	FB	Greensboro, NC
Lynn Conner	1982	DB	Galax, VA
David Connors	1969	QB	New London, CT
Al Conover	1958-60	LT	Largo, FL
Andrew Conroy	2008	LB	Charlotte, NC
Nick Consoles	1954-55	QB	Lynn, MA
Jeff Cook	1983-85	LB	Concord, NC
Cook	1889	LE	
Desmond Cooper	2011	S	Jacksonville, FL
Jackie Copeland	1987	TE	Spindale, NC
Al Copeland	1943	G	
Jim Copley	1941-42	E	Weston, WV
Tom Cornwall	1930-31	WR	Wingate, VA
W.H. Corrie	1936		Crews, VA
David Couch	1980	WR	Asheboro, NC
Scott Courter	1991-92	DL	Grafton, VA
W.K. Covington	1930	FB	Rockingham, NC
Hubert Coward	1922		
David Cox	1981	DE	Greensboro, NC
Randy Cox	1971-72	OT	Monroe, NC
Wes Cox	1961-62	RT	Memphis, TN
Johnny Cox	1927-29	HB	New Mexico
Clem Crabtree	1937-38	T	Durham, NC
Dwayne Crayton	1977-80	DT	Brooklyn, NY

Mark Cregar	1974-77	DB	Wheaton, MD
Gage Crews	2006-08	OG	Bainbridge, GA
Ward Cridland	1979	OL	Syracuse, NY
Derek Crocker	1979-80	DB	Miami, FL
Dan Croom	1973	DT	Kinston, NC
Phinehas David Croom	1916-17	HB	Kinston, NC
Matt Crosby	1990-91	C	Decatur GA
Brendan Cross	2010-12	QB	Alpharetta, GA
Claude Croston	1954-55	E	Haverhill, MA
Austin Crowder	1992-95	LS	Lucas, TX
Tom Crudup	1892	QB	
Ron Crume	1983	WR	Florence, KY
Jared Crump	2013-14	WR	St. John's, FL
Carlos Cunningham	1979-82	RB	Kannapolis, NC
Aubrey Currie	1956-58	LE	Laurel Hill, NC
Buster Currin	1941-42		Oxford, NC
Aaron Curry	2005-08	LB	Fayetteville, NC
Carl Curry	1974-76	LB	Hershey, PA
Marlon Curtis	1998-99	OT	Waldorf, MD

**D**

Jim Dadouris	1978	C	Perth Amboy, NJ
Rick Dadouris	1977-79	LB	Perth Amboy, NJ
Wheeler Dale	1934-37		Morganton, NC
Jim Dalrymple	1956-58	LH	Phillipsburg, NJ
Ken Daly	1977-78	QB	Cherry Hill, NJ
Zach Dancel	2015	S	Ellicott City, MD
Daniel	1924	E	
Dameon Daniel	1995-98	DB	Ellenboro, NC
Raleigh "Hobo" Daniel	1935-36		Weldon, NC
R.T. Daniel	1892	HB	
Dick Daniels	1954-56	HB	S. Portland, ME
W.E. Daniels	1924		Charlotte, NC
Harwood Davenport	1933-34		Kinston, NC
Anthony Davis	2005-08	DE	Columbia, SC
Chris Davis	2002-05	WR	St. Petersburg, FL

**Coby Davis**

<b>2017</b>	<b>DB</b>	<b>Upper Marlboro, MD</b>	
Deonte Davis	2013	DB	Snellville, GA
Dickie Davis	1949-51	QB	Wilson, NC
Don Davis	1963-65	HB	New Bern, NC
Fabian Davis	1999-02	WR	Greenville, SC
Jewuan Davis	2000	RB	Danbury, CT
Neville Davis	1972	DE	Elizabeth, NJ
Ralph Davis	1931, 34	G	Rome, GA
Terence Davis	2010-12	WR	Lilburn, GA
Thabiti Davis	1994-97	WR	Charlotte, NC
Tim Davis	1975-78	OG	Kannapolis, NC
Dave Dawson	1948-49	C	Rocky Mount, NC
Grant Dawson	2014-17	LB	Winston-Salem, NC
Drew Dayton	2000-02	DB	Spruce Pine, NC
Tom Deacon	1968	LHB	Ottawa, Canada
Mike DeAngelis	1932-33	G	Atlantic City, NJ
Graham Denton	1927-29	G	Raleigh, NC
Jay Deaver	1985-88	OG	Charlotte, NC
Ron DeBenedetti	1972-73	RB	Schenectady, NY
Rick Decker	1965-67	SE	Atlanta, GA
Sammy Decker	1963	HB	Valdese, NC
Jammie Deese	1996-99	WR	Laurinburg, NC
Chris DeGeare	2005-07, 09	OG	Kernersville, NC
Danny Dembry	2009-11	WR	Ahoskie, NC
Nick Demetriou	1944	HB	Baltimore, MD
Phil Denfeld	1979-82	TE	Annamdale, VA
Mark DeOrio	1998	LB	Jacksonville, FL
Patrick Depenbrock	1996-97	LB	Arlington, VA
Dan Dever	1967	LHB	Ottawa, Canada
W.A. Devin	1888		
Al Dickens	1983	QB	Charlotte, NC
Marvin Dickerson	1989-91	FB	Hampton, VA
<b>Dayton Diemel</b>	<b>2016-17</b>	<b>LS</b>	<b>Hudson, WI</b>
Thomas Dillon	2017	DB	Katy, TX
Anthony DiTomo	1946-47	FB	Vineland, NJ
Robert Dixon	1921		Siler City, NC
Todd Dixon	1990-93	SE	Billerica, MA
Willie Dixon V	2009-10	RB	Durham, NC
Joe Dobner	1967-69	LG	Melrose Park, IL
Dave Doda	1970-71	SE	Franklin Lakes, NJ
Jack Dolbin	1967-69	IB	Pottsville, PA
Adam Dolder	1994	QB	Alexandria, VA
Bill Donahue	1983	OG	Dunwoody, GA
Tom Donahue	1950-52	C	Altoona, PA
Cory Donald	1989-91	WB	Jacksonville, FL
Steve Donatell	2013-15	OLB	Lone Tree, CO
James Dooney	1935-36		Atlantic City, NJ
Paul "Tanker" Dorsett	1927-28	E	Spencer, NC
<b>Greg Dortch</b>	<b>2017</b>	<b>WR</b>	<b>Richmond, VA</b>
Tristan Dorty	2008-11	DE	Woodleaf, NC
Bill Dougherty	1942	E	New Brunswick, NJ
Dan Dougherty	1980-83	RB	Philadelphia, PA
Dowd	1910	QB	Charlotte, NC

William C. Dowd	1888		Charlotte, NC
Harry Dowda	1946-48	RH	Hickory, NC
John Dowdell	1976	WR	Tulsa, OK
Clyde Dowdy	1940		
Jim "Flash" Dowdy	1939	HB	Richmond, VA
Jim Doyle	1943	E	
Allen Draughon	1944		Warsaw, NC
Kyle Driscoll	2017	QB	Garden City, NY
James DuBose	1987-89	DE	Greensboro, NC
Kenny Duckett	1978-81	WR	Winston-Salem, NC
"Dusty" Dudley	1931-32		
William Dull	1944	G	Connellsville, PA
Adrian Duncan	1998-01	DB	Dayton, OH
Jim Duncan	1946-49	LE	Reidsville, NC
Lewis Duncan	1963	RG	Haw River, NC
Joe Duncavage	1939-41	QB	Tamaqua, PA
Bryson Dunmeyer	2009-11	DL	Charlotte, NC
Surry Dunn	1911	G	
Wendell Dunn	2014-17	DE	Miami, FL
Joe Dupree	1953-55	C	Smithfield, NC
John Dupree	1927, 29-30	G	Freeport, TX
Jim Dumser	1975-77	DL	Cherry Hill, NJ

**E**

Pierre Easley	2003-06	LB	Stone Mountain, GA
Paul Eberle	1978-80	LB	Ridley Park, IL
John Eck	1981	RB	Chicago, IL
Terry "Tex" Edens	1934-35	HB	Marshall, TX
Johnny Edwards	2004-06	CB	Fayetteville, GA
Marshall Edwards	1938-40	FB	Spray, NC
Robert Edwards	1929-31	E	
Walter Edwards	1930	C	Lumberton, NC
Farrell Egge	1961-62	LG	Montgomery, AL
Joey Ehrmann	2009-12	LB	Baltimore, MD
Duke Eijofor	2014-17	DE	Houston, TX
Mike Elkins	1985-88	QB	Greensboro, NC
Greg Eller	1982	DE	Wilkesboro, NC
Frank Elerbe	1923-24	T	
J.Y. Ellington	1923-25	QB	Smithfield, NC
Derricus Ellis	2009-12	DE	Rome, GA
Tom Elrod	1996	QB	Winter Park, FL
Fred "Cowboy" Emmerson	1924-26	C	Fort Scott, KS
Ben Emert	2011-13	FB	Ball Ground, GA
Ken Erickson	1966, 68-69	QB	Park Forest, IL
Urban Ericksson	1976	K	Koping, Sweden
George Ervin	1976-79	DB	Darlington, SC
Marlon Estes	1992-93, 95	SE	Raleigh, NC
Bill Eutsler	1937-39	HB	Whiteville, NC
Roy Evans	1936-37	G	Milltown, NJ
Solomon Everett	1974-76	QB	Fayetteville, NC

**F**

Bill Faircloth	1961-63	LG	Clinton, NC
Wilbert Faircloth	1962-63	RE	Clinton, NC
Robert Faizinger	1994-97	DE	Northampton, PA
Henry Faucette	1910	E	Raleigh, NC
William Faucette	1911	HB	
Turner Faulk	2010-11	QB	Winston-Salem, NC
Vic Faulkenberg	1932	T	
Tom Fehring	1973-75	TE	Suffern, NY
Logan Feinster	2011-13	LS	Statesville, NC
Bob Feniello	1944	HB	Connellsville, PA
Dan Ferezan	1960	OT	Aliquippa, PA
Rod Ferguson	1986-89	OT	Nathalie, VA
David "Jo Jo" Ferraro	1978-80	DT	Raleigh, NC
Mike Ferraro	1981, 83	DT	Raleigh, NC
Idyl Ferree	1913		Randolph County, NC
Ken Ferrell	1958	FB	Durham, NC
Tom Fetzer	1944-48	RH	Reidsville, NC
John Finklea	2002-04	DE	Wheaton, MD
Bill Finnacle	1950-52	LG	Meriden, CT
Kevin Firquin	1973-75	C	Louisville, KY
Ernie Fitzgibbons	1953-54	T	Terrace, PA
Bob Fitzgugh	1936		Fort Bragg, NC
Larry Fleisher	1959	RG	Winnipeg, Canada
Steve Fleming	1987-88	OT	Clintwood, VA
Jeff Flowe	1994, 96-98	OL	Charlotte, NC
Desmond Floyd	2012-14	DE	Jonesville, SC
John H. Floyd	1918-20		Kings Mountain, NC
Roger Foltz	1987	OL	Princeton, KS
Antonio Ford	2011-14	OL	Pahokee, FL
Cameron Ford	2008-11	TE	Anderson, SC
Dick Foreman	1942-44	C	Albermarle, NC
W.T. Foreman	1916-17		Stanly County, NC
Robert Forney	1931-32		Lawndale, NC
Darrell France	1990-91	TB	Ararat, VA
Mark Francis	1996	PK	Williamsburg, VA
Carmen Frangiosa	1974-77	NG	Norristown, PA

# LETTERWINNERS

Tommy Frank 1953-55 T Newport News, VA  
 B. J. Franklin 1993 WR Boca Raton, FL  
 Louis Frazier 2004-07 OT Clearwater, FL  
 Bob Frederick 1951-54 LH Goldsboro, NC  
 Donnie Frederick 1960-62 HB Goldsboro, NC  
 Lowell Freedlund 1967-68 RT Rockton, IL  
 Ben Freeman 1980 OL Marion, NC  
**Jack Freudenthal 2016-17 TE Glen Allen, VA**  
 Alex Frye 2007, 09-10 S Fayetteville, NC  
 R.C. Frye 1892 C  
 W.O. Fry 1892 C  
 Dave Fuller 1936-37 HB Wake Forest, NC  
 Dan Fulton 1975-76 OT Blacksburg, SC  
 Fitzhugh Lee Fulton 1918-21 OT Wilmington, NC  
 Frank Fussell 1970-71 DB Burgaw, NC  
 Winston Futch 1958-61 RH Wilmington, NC

**G**  
 Clark Gaines 1974-75 RB Elberton, GA  
 John Gallagher 2010 DT Pontre Vedra Beach, FL  
 Tony Gallowich 1938-40 HB Vandergrift, PA  
 Bob Gaona 1950-52 LT Ambridge, PA  
 Tony Garbarczyk 1984-85 OLB Hauppauge, NY  
 Jonathan Garcia 2011-14 TE Cape Coral, FL  
 Paul Gardner 1978, 1981 OL Huguenot, NY  
 Rick Gardner 1992-95 DL Greensboro, NC  
 Ken Garrett 1970-72 RB Fayetteville, NC  
 Charles "Buck" Garrison 1943-44 G Morganton, NC  
 Don Garrison 1952-54 LT Reidsville, NC  
 Jim Garry 1945, 47-49 LG Gastonville, PA  
 Jordan Garside 2011-2014 FB Jacksonville, FL  
 Kito Gary 1997-99 RB Miami, FL  
 Grady Gaschler 1988 DB Plainville, KS  
 Chris Gaskell 1995-97 OL Hampton, VA  
 Reed Gaskin 1943 T  
 "Ecce" Gattis 1911 T  
 Josh Gattis 2003-06 FS Durham, NC  
 Devin Gauden 2015 CB Miramar, FL  
 Tom Gavin 1967-69 LHB Fayetteville, NC  
 Bill Gebert 1970 QB Pensburg, PA  
 Pat Geer 1939-41 E Baltimore, MD  
 Sid Geibel 1972 DT Chicora, PA  
 Rich Geiger 1974 DL Philadelphia, PA  
 Bill George 1948-51 LT Morrisville, PA  
 Chick George 1966-68 OLB Brunswick, GA  
 Ed George 1968-69 DT Lynchburg, VA  
 Marshall George 1939-40 T Sewickley, PA  
 Sonny George 1951-53 QB Brunswick, GA  
 Gary German 1970-72 C Kettering, OH  
 Brandon Ghee 2007-09 CB Fayetteville, NC  
 Patrick Ghee 2003-06 SS Kingsport, TN  
 Terry Giblin 1974-76 LB Salt Lake City, UT  
 Dominique Gibson 2013 RB Belle Glade, FL  
 Willie Gibson 1925-28 FB Wagram, NC  
 Kevin Giles 1991-94 LB Hampton, VA  
 Jharrison Gillespie 2010-12 SE Durham, NC  
**Nate Gilliam 2016-17 OL Knoxville, TN**  
 Chris Givens 2009-11 WR Wylie, TX  
 Carl Givler 1939-41 G Allentown, PA  
 Jeff Gjerd 1980 C Aurora, IL  
 Felix Glasco 1972-73 DB Las Vegas, NV  
 Forrest Glass 1935-37 E Hopewell, VA  
**Cameron Glenn 2015-17 S Stone Mountain, GA**  
 Dennis Godfrey 2008-11 OT Sanford, NC  
 Ralph Godic 1987-89 LB Eastlake, OH  
 Milky Gold 1932-34 QB  
 Doug Goliightly 1963-65 LH Morganton, NC  
 Richard Goodpasture 1991-94 DB Roanoke, VA  
 Hunter Goodwin 2012-14 OT Baltimore, MD  
 Zach Gordon 2013 TE Carrollton, GA  
 Tucker Grace 1992-95 LB Kings Park, NY  
 Harold Gragg 1993-96 DE Black Mountain, NC  
 Kevin Graham 1987 TE Wantagh, NY  
 Mack Grandy 1945-46 RH Laurinburg, NC  
 Fred Grant 1943 B  
 Gordon Grant 1929-32 T Wilmington, NC  
 Robert Grant 1965-67 LT Jacksonville, NC  
 Ken Grantham 1983-85 DB Goldsboro, NC  
 Maurice Gravely 1991-94 DB Norton, VA  
 Murray Greason 1922-25 HB Wake Forest, NC  
 Vince Greco 1972-73 C Derby, CT  
 Robert Byard Green 1910-12 Rutherford Cty, NC  
 Green 1910 G Winston-Salem, NC  
 BF Green 1934-35 G Lexington, NC  
 Carl Green 1923 G  
 Eddie Green 1979-82 DB Greensboro, NC  
 Jason Green 2010-11 DB White Plains, NY  
 Mike Green 1990-93 PK/P Greensboro, NC  
 Sam Green 1962 RH Roxboro, NC  
 William A. "Bill" Green 1930-32 E Pleasantville, NJ

A.J. Greene 1985-88 DB Hendersonville, NC  
 Tommy Gregg 1981-82, 84 WR Winston-Salem, NC  
 Jim Gregory 1973 RB Atlanta, GA  
 Rich Gregory 1972-74 DL Stamford, CT  
 Ray Gregory 1929-30 E Sanford, NC  
 Bill Gregus 1948-49 RH Toledo, OH  
 Stacie Gresham 1994 TB Newport News, VA  
 Major Griffey 1993-96 DB Norton, VA  
 Bert Griffin 1932, 33 Charlotte, NC  
 Jeff Griffin 2006-09 OT Jacksonville, FL  
 Ken Griffith 1972-73 RB Bradenton, FL  
 John Grimes 1962-64 SE Coolee, NC  
 Ronnie Grinton 1983, 86 RB Boonville, NC  
 Sherron Gudger 1992-94 TB Temple Hills, MD  
 Abdul Guice 1996-99 LB Rockledge, FL  
 Terry Gwinn 1949-51 RH Dunn, NC

**H**  
 Thurman Hackney 1925-28 Greensboro, NC  
 Carl Haggard 1947 RH Norfolk, VA  
 Tim Hailstock 1991-93 DB Danville, VA  
 Malcolm Hairston 1981-84 LB Bassett, VA  
 Steve Hale 2002-04 P Eden, NC  
 Jim Hall 1955 T Washington, D.C.  
 Randy Halsall 1972-73 OT Toronto, Canada  
 Lloyd Halvorson 1966-68 LT McClean, VA  
 Larry Hambrick 1967-68 LG Bluefield, WV  
 Hank Hames 1967 LT Marietta, GA  
 Mike Hamlar 2001-03 LB Roanoke, VA  
 Steve Hammond 1978, 80-82 LB North Bellmore, NY  
 Ken Hemphill 1967-68 C Thomasville, NC  
 Charlie Hamrick 1928-29 L Mooresboro, NC  
 Earl Hansell 1933 Thomasville, NC  
 Bernie Hanula 1946-47 E Vineland, NJ  
 Joe Happe 1977 C Jenkintown, PA  
 Slade Hardee 1932-33 E Winston-Salem, NC  
 John Hardin 1971-73 LB Honolulu, HI  
 Frank Harding 1944 QB Canton, NC  
 Robert Hargette 1927-28 WB Wingate, NC  
 James Hargrove 1972 DB Rocky Mount, NC  
 Jimmy Hargrove 1977 RB Smithfield, NC  
 Frank Harnisch 1977, 79 WR-K Orland Park, IL  
 Andy Harper 1964-66 LH Hialeah, FL  
 John Harrington 1975 WR Philadelphia, PA  
 Bill Harris 1944 E Warrior, AL  
 David Harris 1943-46 RE Statesville, NC  
 Gregg Harris 1985-86 OL Norfolk, VA  
 Jamie Harris 1984-86 QB Danville, VA  
 Jim Harris 1943-44 G Winston-Salem, NC  
 Josh D. Harris 1972-73, 75 DB Charlotte, NC  
 Josh T. Harris 2010-13 TB Duncanville, TX  
 Josh T. Harris 2013-16 OL Milton, GA  
 Kevin Harris 2006-09 RB Sanford, FL  
 Lawrence Harris 1922-24, 1927 G Wake Forest, NC  
 Morgan Harris 2009-11 DB Cary, NC  
 Phil Harris 1941 C Candor, NC  
 Trevor Harris 2001, 03 RB St. Petersburg, FL  
 Tylor Harris 2012-15 DT Baton Rouge, LA  
 Tyree Harris 2013 WR Marietta, GA  
 William Albert Harris 1914-16 E Cherokee County, SC  
 LaDwaun Harrison 1993-96 TB Durham, NC  
 Frank Harsh 1972-75 RB Blairsville, PA  
 Green Hart 1989, 91-93 DE Tarboro, NC  
 Matt Hartford 2009 WR New Kensington, PA  
 Bill Harvey 1944 E Nanticoke, PA  
 G.N. Harward 1930 Chatham County, NC  
 Harwood 1910 G Apex, NC  
 J.T. Hasty 1933-34 Charlotte, NC  
 Jim Hatch 1982-83 RB Annandale, VA  
 Clyde Hatcher 1933-34 Charlotte, NC  
 Werner Hauer 1963 LT Hamilton, OH  
 Mack Haupt 1977-79 DE Cary, NC  
 Ken Hauswald 1965-66 QB Clark, NJ  
 Dexter Hawkins 1979-80, 82-83 WR Atlanta, GA  
 Frank Hawkins 1969 LB Willingboro, NJ  
 Hunter Haynes 2007-10 LB Ponte Vedra Beach, FL  
**Philip Haynes 2015-17 OL Raleigh, NC**  
 Riley Haynes 2009-12 LB Ponte Vedra Beach, FL  
 Ty Hayworth 2013-16 OL Kingsport, TN  
 Hasan Hazime 2012 DT Pickering, Ontario  
 Win Headley 1968-70 DT Westport, CT  
 Clayton Heath 1972-73 RB Roosevelt, NY  
 Andy Heck 1965-66 FB North Bergen, NJ  
 George Heckman 1921 HB Caryle, PA  
 Chad Hedlund 2012-14 PK Argyle, TX  
 Bob Heffelfinger 1941 G Martins Ferry, OH  
 Gary Hegh 1974 DB Philadelphia, PA  
 Cory Helms 2013-14 C Alpharetta, GA  
 Jonathan Helms 2001 OG Roanoke, VA  
 Bob Hely 1975-77 QB-K Ft. Lauderdale, FL

Lew Henderson 1972-75 OT Clinton, SC  
**Amari Henderson 2016-17 CB Charlotte, NC**  
 Doug Henley 1975 P-WR Rocky Mount, NC  
 Blake Henry 2000-02 OT Towson, MD  
 Ken "Butch" Henry 1965-67 WE Greensboro, NC  
 Don Hensley 1965-67 LG Winston-Salem, NC  
 Dan Herring 1957-58 RE Rocky Mount, NC  
 John Herrlein 1951-54 LH Arlington, VA  
 Dave Herrman 1987-89 FB Pittsburgh, PA  
**Justin Herron 2015-17 OL Silver Spring, MD**  
 Dick Hessler 1966-67 LG Fort Lauderdale, FL  
 Marc Hester 1977-79 LB Thomasville, NC  
 Dave Hettinger 1975-77 OT Norridge, IL  
 Stuart Hughes 1972-73 DT Williamsburg, VA  
 Melgum Hicks 1930-32 Roxboro, NC  
 Toby Hicks 1928-30 E Mt. Holly, NC  
 Highsmith 1910 E Fayetteville, NC  
 Harold Hileman 1944 QB Connelville, PA  
 Casey Hill 2008 WR Memphis, TN  
 T.B. Hill 1892 G  
 Bruce Hillenbrand 1951-53 LH Arlington, VA  
 Dean Hillenbrand 1955-56 HB Arlington, VA  
 Joe Hinerman 1941 WB Richmond, VA  
 Barry Hines 1956-57 LE Charleston, WV  
 Tabari Hines 2015-17 WR Florence, SC  
**Kendall Hinton 2015, 2017 QB Durham, NC**  
 Don Hipps 1942, 45-47 QB Canton, NC  
 Willie "Firpo" Hipps 1929-31 QB  
 Michael Hoag 2008-11 XL Knoxville, TN  
 Clifton Hobbs 1943-44 T Hopewell, VA  
 Joseph Dewey Hobbs 1943-46 T Wilmington, NC  
 Jim Hobbs 1965 WE Harrisburg, PA  
 Brett Hodges 2006-08 QB Winter Springs, FL  
 Mike Hodgson 1980-83 DE Massillon, OH  
 Ed Hoey 1947-48 E Clairton, PA  
 Rodney Hogue 1987-89 LB Evinston, VA  
 Jones Holcomb 1993-95 LB Elkin, NC  
 Bruce Holding 1911 T  
 Royal Holding 1910 T Wake Forest, NC  
 William Holding 1911, 14-15 E Wake County, NC  
 Mark Hollenbeck 1996 DT Palm Beach Gardens, FL  
 Donald Holliday 1926-27 Scotland Neck, NC  
 Aubrey Hollifield 1988-91 DL Kings Mountain, NC  
 Tony Hollis 1988-91 DB Kannapolis, NC  
 Will Hollis 2005-06 WR Jonesboro, AR  
 Todd Hollowell 1998-99 OT Chesapeake, VA  
 Bill Hollows 1993-95 P/PK New Bern, NC  
 Edwin Holman 1920-21 WB Wilkesboro, NC  
 Holt 1889 LG  
 Phil Holt 1971 RB Hazel Crest, IL  
 Rory Holt 1983-84, 86 WR Lexington, NC  
 Seaton Holt 1926 E Durham, NC  
 Bill Holthouser 1971-72 OG Elkin, NC  
 David Q. Holton 1932-34 QB Winston-Salem, NC  
 Walter Holton 1933-34  
 Honigman 1928  
 Brodie Hood 1922-25 L Goldsboro, NC  
 Fred Hood 1933-35 G  
 Henry Hood 1932 Dunn, NC  
 George Hooks 1933-35 T  
 Mike Hooten 1986-88 DE Kinston, NC  
 Bill Hopkins 1962-64 RG Lancaster, PA  
 Bruce Hopkins 1975-78 DT Chicago, IL  
 Gerald Hopkins 1974-75 LB Glendora, CA  
 Larry Hopkins 1970-71 FB Panama City, FL  
 Marquis Hopkins 1998-01 LB Fayetteville, NC  
 Pete Horschak 1939-41 FB Johnstown, PA  
 Jim Horn 1955-57 RG Shelby, NC  
 Spencer Horne 1974 DB Modesto, CA  
 Seth Houk 2000-01 OL Valley Center, KS  
 Eldridge "P.J." Howard IV 2012-15 WR Portsmouth, VA  
 Jack Howard 1892  
 Howell 1889 HB  
 J. Ernest "Nasty" Howell 1915  
 Vernon Howell 1889-91 HB Smithfield, NC  
 Fred Hoyle 1936-37 Zebulon, NC  
 Wilson Hoyle 1986-89 PK Henderson, NC  
 Bill Hull 1959-61 LE Tarboro, NC  
 Robert Humber 1916-18 E Greenville, NC  
 Huntington 1929 E  
 Howard W. Huntley 1910-11 FB Charlotte, NC  
 Red Hurth 1934  
 Steve Hurtt 1933-36 New Bern, NC  
 Paul Wilson Hutchins 1928-30 Lexington, NC  
 Paul Hutchins 1930-31 QB Morganton, NC  
 Gerald Huth 1953-54 G Floyd Knobs, IN  
 Rob Hyman 1995 DL Franklin Lakes, NJ

# LETTERWINNERS

**I**

Willie Idlette	2003-06	WR	Chattanooga, TN
Brad Idzik	2012-13	WR	Mercer Island, WA
Doug Illing	1984-85	PK	Summerville, SC
Larry Ingram	1978-80	DB	Winston-Salem, NC
Dylan Intemann	2012-15	OL	Wake Forest, NC
Gabe Irby	2010-12	OT	Habersham, GA
Bob Irwin	1958, 61-62	LG	Paden City, WV
Fred Isaacs	1943	E	
Elliot Ivey	2000, 02	DB	Cazenovia, NY

**J**

Julian Jackson	2014-16	LB	Dothan, AL
Bob Jackson	1944	E	Lafayette, AL
Danny Jackson	1992	DL	Greenville, SC
Donnie Jackson	1978-79	DB	Bluefield, WV
Justin Jackson	2010-13	LB	Rockingham, NC
Lovell Jackson	2009-12	WR	Tampa, FL
Lynwood Jackson	1936		
Perry Yates Jackson	1918		Wake Forest, NC
Sid Jackson	1977-78	DT	Lorton, VA
Tyler Jackson	2011-12	RB	Parker, CO
Ernie Jakubovic	1971	DB	West Mifflin, PA
Matt James	2011-14	WR	Raleigh, NC
Ralph James	1925-27	QB	Asheville, NC
Ryan Janvion	2013-16	S	Pembroke Pines, FL
Kyle Jarrett	2009-11	LB	Winston-Salem, NC
David Jarvis	1986-88	TE	Welcome, NC
Nick Jarvis	2004-07	LS	Lexington, NC
Jesse Jayne	1944	HB	Asheville, NC
Spencer Jenkins	1987-88	WR	Alexandria, VA
John Jett	1938-40	E	West Union, WV
Cedric Jiles	2017	CB	Clinton, MS
Travis Johns	1992-93	WR	Elizabethton, TN
Johnson	1924	G	
Allen "Ronchie" Johnson	1977-79	TB	Lothian, MD
Bill Johnson	1936		Chalybeate Springs, NC
Brian Johnson	1987-89	FB	Bensalem, PA
Chris Johnson	2001	LS	Raeford, NC
David Johnson	1936		
Donald Johnson	1981-84	DB	Greenville, NC
Gary Johnson	1970-72	RB	Shiocton, WI
George Johnson	1955-57	G	Wilmington, NC
Jimmy Johnson	1966-68	FB	Lynchburg, VA
Kevin Johnson	2010, 2012-14	CB	Clarksville, MD
Tim Johnson	1992-93	DB	Hampton, VA
William Johnston	1936		Wake Forest, NC
Buck Jolly	1957-59	C	Chadbourne, NC
Arby Jones	2003-06	OG	Somerset, KY
Bob Jones	1948-50	LB	Laurinburg, NC
Bobby Jones	1989-92	WH	Easley, SC
Buck Jones	1941-42	G	Buffalo, NY
Clyde Jones	1922-24	G	Shelby, NC
Craig Jones	2002-03	C	Garland, TX
Jeromy Jones	2004	DT	Marietta, GA
Jonathan Jones	2007-09	LB	Madisonville, TN
Kelvin Jones	1995, 97-99	DE	Winston-Salem, NC
Kevis Jones	2013	OLB	Oakland Park, FL
Skylar Jones	2009-10	WR	Middletown, OH
Tom Jones	1967-69	RG	Decatur, GA
W.H. Jones	1892	E	
Jon Jordan	2000	WR	West Jefferson, NC
Larry Jordan	1990-91	DB	Dumfries, VA
Walter Edward Jordan	1916-17	E	Winston-Salem, NC
Joyner	1911	E	
Aljamont Joyner	1994-97	DT	Waverly, VA
Alan Julian	1977	DB	Jacksonville, FL
Ron Jurewicz	1967-69	FB	Milwaukee, WI
John Jurkovec	1963	DG	Pittsburgh, PA
Budford Justice	1892		
Chris Justice	1999-01	DB	Greensboro, NC
Steve Justice	2004-07	C	Port Orange, FL

**K**

Ron Kadon	1962-63	LG	River Forest, IL
<b>Sulaiman Kamara</b>	<b>2017</b>	<b>DT</b>	<b>Richmond, VA</b>
Morgan Kane	1996-99	RB	Ottawa, Ontario
Frank Kapriva	1939-41	G	Johnstown, PA
Frank Karmazin	1941	G	Irvin, PA
Ed Kargbo-Okorie	1998-01	LB	Stafford, TX
Terry Karl	1973	RB	Sparta, NJ
Matthew Karleskint	1923-24	FB	Fort Scott, KS
Ed Karpus	1948-49	FB	Stratford, CT
Kyle Kearns	2016	QB	San Ramon, CA
Ken Keesee	1985	OL	Roanoke, VA
Keitzel	1924	L	
Dick Kelly	1944	C	Hastings, FL
Mike Kelly	1963-65	RH	Kingsport, TN
Richard Kelly	1945-46	C	Hastings, FL

Shawn Kelly	1984	LB	Bethesda, MD
John Kemp	1992-93	QB	Bethesda, MD
<b>Demetrius Kemp</b>	<b>2015-17</b>	<b>LB</b>	<b>Demopolis, AL</b>
Joe Kenn	1987-88	OG	Inwood, NY
Jim "JK" Kennedy	1979-80	TE	Mt. Prospect, IL
Mitchell Kennedy	1990-93	FB	Spartanburg, SC
Glenn Kerley	1936		Sevierville, TN
"Tiny" Kessler	1930-32	G	
Alex Kinal	2012-15	PK	Adelaide, So. Australia
Eric King	2001-04	CB	Woodstock, MD
Landon King	1979-81	QB	Lexington, KY
Luther King	1948-50	FB	Durham, NC
Tyler King	2010	DE	Mount Gilead, NC
George Kinney	1992-94	WB	Winston-Salem, NC
Albert Kirby	1978-79	FB	Clinton, NC
Glen Kerley	1936-37		Sevierville, TN
Paul Kiser	1983-86	OG	Connelly Springs, NC
Marcus Kisner	1999	OG	Gastonia, NC
Ed Kissell	1950-51	QB	Nashua, NH
Walter Kitchin	1934-36	QB	Wake Forest, NC
Syd Kitson	1977-79	DT	New Providence, NJ
Tom Kleinlein	1989-92	OL	Inwood, NY
Tim Klugh	1989	LS	Corapolis, PA
Dan Knight	1944	G	Norfolk, VA
Don Kobos	1967-69	S	Salem, MA
Joe Koch	1950-52	QB-FB	Jersey City, NJ
Mike Koch	1998-2000	LB	Medford, NJ
Steve Komondorea	1971-72	DT	Chicago, IL
Chuck Kraft	1978-79	OG	Philadelphia, PA
John Kronforst	1974	RB	Mt. Prospect, IL
Joe Kuchinski	1937-39	FB	Boston, MA
Terry Kuharchek	1968-70	DB	Tire Hill, PA
Brian Kuklick	1994, 96-98	QB	Hatboro, PA
Ted Kunkel	1939-40	T	Baltimore, MD
Cornelius Kuykendall	1925-27	QB	Biltmore, NC

**L**

Joe LaBarbera	2011-12	S	Danville, CA
David LaCrosse	1974-76	DT	Philadelphia, PA
Eddie Ladd	1957-58	RT	Durham, NC
Jack Ladner	1954-56	E	Brentwood, PA
Randy Ladutko	1976	C	Mahwah, NJ
James (Bud) Lail	1946-48	LHB	Hickory, NC
Tom Lally	1961-62	DE	Lakewood, OH
Willie Lam	1998-99	DE	McGaheysville, VA
Ron Lambert	1989-92	DB	Dania, FL
Steve Lambert	1983-86	LB	Virginia Beach, VA
Mark Lancaster	1977-79	DB	Springfield, VA
Jax Landfried	1999-02	WR	Pt. Pleasant Beach, NJ
Todd Landis	1981-83	OLB	Clarendon Hill, IL
Chris Langley	2009-10	WR	Suwanee, GA
Hank Langston	1915-16	E	
Jimmy Lanier	1958-60	C	Warsaw, NC
Rusty LaRue	1992-95	QB	Oak Ridge, NC
Ronald Lassiter	1988, 90	DL	Williamsburg, VA
Jalen Latner	2013-15	DB	Charlotte, NC
Digit Laughridge	1966-68	LHB	Rocky Mount, NC
Mike LaVallee	1975	WR	Glen Ellyn, IL
Pat Lavin	1973	OG	Park Forest, IL
Edgar Allen Lawhorn	1931-33	FB	Carthage, NC
Melvin Layton	1938-40	HB	Edenton, NC
John Leach	1990-93	TB	Garner, NC
C.J. Leak	1999	QB	Charlotte, NC
Buz Leavitt	1967-69	IB	Weston, CT
Roy Ledford	1956-58	RH	Shelby, NC
Wesley Ledford	1952-53	RE	Raleigh, NC
David Lee	1953-56	E	Albany, NY
Marquel Lee	2013-16	LB	Pomfret, MD
Bill Leeder	1993-96	OL	Belmont, MI
Leo Leitner	1981-82	QB	Rockville, MD
Alton Lennon	1927-28	C	Wilmington, NC
Ron Lennon	1972-73	OG	Lynn, MA
Devere Lantz	1924	G	Wake Forest, NC
Mack Leonard	1944	FB	Morgantown, NC
Edward Leonczyk	1944	QB	Nanticoke, PA
Bob Leonetti	1946-47	G	Mt. Carmel, PA
Sam Levine	1928-30	G	
Sheldonn Lewinson	2013-16	DE	Seffner, FL
Cortez Lewis	2015-17	WR	Demopolis, AL
Herman Lewis	1994-97	RB	Columbus, GA
Hughie Lewis	1956-58	LG	Warsaw, NC
Jack Lewis	1950-52	RE	Birmingham, AL
John Lewis	1993, 95-96	TB	Elizabethtown, NC
Leon Lewis	1957-58	RE	Gastonia, NC
James Lik	1996-99	TE	New Hyde Park, NY
Henry Liles	1933		Goldsboro, NC
David Lindsay	1970	DB	Fairfield, CT
Robbie Lingerfelt	1988-90	OT	Hickory, NC
Blake Lingruen	2001-04	C	Liberty Center, OH

Bill Link	1950-52	LG	Lenoir, NC
Ed Listopad	1949-51	RT	Baltimore, MD
Steve Litaker	1980-83	LB	Kannapolis, NC
Lowell "Rocky" Littleton	1953-55	T	Ashland, NJ
Doug Livengood	1943-44	E	Winston-Salem, NC
Jim Lloyd	1975-76	DE	Winston-Salem, NC
Michael Lockett	2007-09	DE	Tyrone, GA
Tom Lockridge	1973-74	DB	Pasadena, CA
Archie Logan	1970-71	DE	Reidsville, NC
Gregg Long	1990-91	QB	Gibsonia, PA
Patrick Long	2014	QB	Lawrenceville, NJ
James Looney	2013	DT	Lake Worth, FL
Joe Looney	2008-11	OG	Lake Worth, FL
Tracy Lounsbury	1969-71	K	Winston-Salem, NC
Bruce Lovato	1974	WR	Salt Lake City, UT
Rhamen Love-Lane	1999-00	TE	Advance, NC
Carl Lowe	1972	FL	North Little Rock, AR
David Lowe	1990-91, 93	OL	Abingdon, VA
Delon Lowe	2004, 07	WR	Fayetteville, NC
Duran Lowe	2010-12	SE	Plant City, FL
Sonny Lowe	1990	OL	Washington, D.C.
Bo Loy	1995	OL	Burlington, NC
Nick Luedeke	2015-16	TE	Holly Springs, NC
Dustin Lyman	1996-99	LB	Boulder, CO

**M**

Charles Mabry	1944	FB	Albemarle, NC
Jim Mach	1973-76	RB	Louisville, KY
Daniel Mack	2010-12	SE	Miami, FL
Doug Mackie	1973	QB	Naperville, IL
John Mackovic	1962-64	QB	Barberton, OH
Neil MacLean	1957-59	FB	Lumberville, PA
James MacPherson	1999-02	QB	Tucson, AZ
<b>Dom Maggio</b>	<b>2016-17</b>	<b>P</b>	<b>Monkton, MD</b>
Mike Magnot	1968-70	DT	Peckville, PA
Kerry Major	2005-07	CB	Toccoa, GA
Mark Makovec	1995-98	LB	Nesquehoning, PA
Lee Malchow	2007-10	LB	Augusta, GA
Harold Malloy	1931-33	E	Chicago, IL
Mickey Manfredi	2004	S	Clemmons, NC
Tony Mangiaracina	1970-72	OG	Bristol, PA
Ray Manieri	1939-41	HB	Hopewell, VA
Paul Mann	1984-86	OG	Woodbridge, VA
Pete Manning	1957-59	LE	Hudson, MA
Jon Mannon	1994, 96-98	LB	Destin, FL
Nick Maravic	1953-54	FB	McKeesport, PA
Patrick Mariani	2000	WR	North Palm Beach, FL
Kevin Marion	2004-07	WR	St. Petersburg, FL
Bruce Mark	1982-85	DE	Woodmere, NY
Bill Marks	1963-64	RG	Florence, AL
Milton Marney	1944	E	Harriam, TN
AJ Marshall	2010-13	CB	Durham, NC
Doug Marsigili	1993-96	OL	Rocky Mount, NC
Kent Martin	1960-62	RT	Winston-Salem, NC
A.H. Martin	1911	HB	
Arlo Martin	1935		
Bill Martin	1933-34	HB	Columbia, SC
Danny Martin	1981-83	OG	Mt. Airy, NC
Deandre Martin	2012	RB	Miami, FL
Henry Martin	1956	E	Goldsboro, NC
Leroy Brown Martin	1922-25		Hamptonville, NC
Sidney Martin	1945-48	LT	Raleigh, NC
Tom Martin	1970-71	OT	Vernoa, PA
Zeno Martin	1922		Hamptonville, NC
Paul Martineau	1959-61	LG	Manchester, NH
Aaron Mason	2004-07	S	Lexington, KY
Andre Mason	1992, 94	DL	Suffolk, VA
Rodney Mason	1984	RB	Mt. Airy, NC
<b>Luke Masterson</b>	<b>2017</b>	<b>S</b>	<b>Naples, FL</b>
Mike Matella	1983-85	TE	Mt. Prospect, IL
Al Mathis	1943		
Teddy Matthews	2013-15	LB	West Palm Beach, FL
Mark Mattiko	1976-78	DB	West Mifflin, PA
Benjamin Mauk	2004-06	QB	Kenton, OH
George Mauney	1935-36		
Pat Mauney	1919		New London, NC
Mike Maxwell	1978-80	DE	Southampton, PA
Tony Mayberry	1987-89	C	Springfield, VA
Charles "Red" Mayberry	1938-40	QB	Mount Airy, NC
Jim Mayo	1962-63	RG	Philadelphia, PA
<b>Nate Mays</b>	<b>2016-17</b>	<b>LB</b>	<b>Dalton, GA</b>
John Mazalewski	1968-69	LB	Manchester, NH
Harry Mazman	1955	HB	Lynn, MA
Ken McAllister	1982-84	OG	Jacksonville, FL
John McBe	1926-27		Bakersville, NC
Reuben McBrayer	1910		Asheville, NC
Frank "Red" McCarthy	1935-37		Newton, MA
Chantz McClinic	2005-08	FS	Rome, GA
Ed McClure	1949-51	LE	Morrisville, PA

# LETTERWINNERS

Chris McCoy	1998-2000	RB	Winston-Salem, NC
Greg McCracken	1995	C	Waynesville, NC
Mike McCrary	1990-92	DE	Vienna, VA
Bob McCreary	1958-60	RT	Lenoir, NC
Joe McCully	1976	OT	Gloucester, NJ
Reggie McCummings	1982-85	WR	Winston-Salem, NC
James A. McDaniels	1888		Kinston, NC
Prince McDavid	1943	B	
Ed McDonald	1973-76	DB	Joliet, IL
Bruce McDonnell	1960-61	FB	Barrington, NJ
James McDougald	1976-79	TB	Maxton, NC
Neal McDuffie	1961-62	HB	Bethesda, MD
Darryl McGill	1984-87	RB	Durham, NC
Mike McGlamry	1974-77	QB	Columbus, GA
Gerald McGowan	1968-70	OT	Dedham, MA
Marcus McGruder	2001-04	CB	Fairburn, GA
Milo McGuire	1999-2000	DE	Massillon, OH
Rick McGuire	1973	WR	Waterford, CT
Pat McHenry	1969-71	DB	Altoona, PA
Jack McJunkin	1937		
J.A. McKaughan, Jr.	1917		Norfolk, VA
Eddie McKeel	1992-94	C	Vanceboro, NC
Ira McKeller	1983	RB	Fayetteville, NC
Eddie McKinney	1965	FB	Winston-Salem, NC
McKnight	1916	T	
Jim McMahan	1971-72	QB	Chicago, IL
Herbert McMahan	1936		
Jerry McManus	1975-76	QB	Dania, FL
Ryan McManus	2006-09	QB	Greenville, NC
Wayne McMillan	1978, 80-81	RB	Corning, NY
Barrett McMillin	2006-09	OG	Lawrenceville, GA
Don McMurry	1964-66	RG	Jefferson City, MO
Matt McNeel	1993-94	TE	Cross Lanes, WV
Kalin McNeil	2016-17	LB	Greensboro, NC
John McQueeney	1966-68	RT	Roslindale, MA
Damon McWhite	2003, 2005-06	FB	Woodbury, NJ
David Mebs	1972-74	LB	Pennsauken, NJ
Rob Meeker	1994	DL	Dana Pointe, CA
Matthew Meekins	1924		Washington, D.C.
Da'Vaughn Mellerson	1996-97, 99-00	DT	Baltimore, MD
Fred Merritt	1888		
William Merritt	1998-99	WR	Gretna, VA
Eric Metzler	1980-82	DE	Rochester, NY
Danny Meyers	1972	DT	Johnstown, PA
Todd Middleton	1987-89	DE	Lake Worth, FL
Dominique Midgett	2006-09	LB	Greensboro, NC
Mike Milanovich	1975	OL	Maple Shade, NJ
Bill Miller	1949-51	RH	Ansonia, CT
Bob Miller	1963	FB	Uhrichsville, OH
Bruce Miller	1971-73	FB	Thomasville, NC
Eustace Miller	1929		
Jeff Miller	1987-88	PK	Dunwoody, GA
Maurice Miller	1989-92	DE	Richmond, VA
Bill Millner	1973-76	WR	Forest View, IL
Eustace Mills	1928-30	HB	Apex, NC
John Mills	1892		
John Henry Mills	1988, 90-92	TE	Tallahassee, FL
Phil Miner	1963	RH	Marietta, OH
Marvin Mitchell	1987-89,91	DL	Eastville, VA
Chris Modelski	1998, 2000	WR	Poland, OH
R.D. Montgomery	2001-04	TE	Wilmington, NC
Gary Moody	1976	DE	Asheville, NC
David Moore	1996-99	DB	Smithfield, NC
Eddie Moore	1955-57	C	Charlotte, NC
G.G. Moore	1912-16		Cleveland County, NC
Junior Moore	1970-72	RB	Wheeling, WV
Kenneth Moore	2004-05	WR	Charlotte, NC
Tripp Moore	1996-98	P	Columbia, SC
Michael Moosbrugger	1999-01	OG	Buckingham, PA
W.A. "Bill" Moran	1924	T	
Tom Mordica	1989-92	OL	Chesapeake, VA
Brent Morehead	1992-95	DB	Julian, NC
J. Morlice	1933		
Mark Moroz	2000-03	TE	Welland, Ontario
Rodger Morrill	1982-84	DE	Sherborn, MA
Dallas Morris	1934-36	HB	
Johnny Morris	1959-60	LH	Murphy, NC
Bobby Morrison	1982-84	OT	Wilmington, NC
Tim Morrison	1983-86	OT	Wilmington, NC
Nate Morton	2003-06	WR	Harlington, TX
Beverly Moser	1939-41	E	Burlington, NC
Stafford Moser	1987-88	QB	Greensboro, NC
Kelvin Moses	1995-97, 99	LB	Hartsville, SC
Tony Mosley	1986-88	DB	Albany, GA
Tom Moss	1919-22	T	Forest City, NC
Ned Moultrie	1990-93	TE	Fayetteville, NC
Brent Mudd	1960-61	LB	Wadesboro, NC
Ovie Mughelli	1999-02	FB	Charleston, SC
Mike Mullen	1978-81	TE-P	Hanover, MA
Bill Mullinax	1979	DB	Cary, NC

A.M. "Boots" Mumford	1934-37		
Karl Munn	1956-58	C	Ayden, NC
Jeffrey Muyres	1995-98	DB	Rock Hill, SC
Gilbert Myer	1940		Stone Mountain, GA
John Myers	1936		
Matt Myers	1998, 2000-01	FB	Mooreville, NC
Philip Myers	1927-28		Kittanning, PA
Roy Myers	1932-34	FB	

## N

<b>Je'Vionte Nash</b>	<b>2017</b>	<b>OL</b>	<b>Orange Park, FL</b>
Bruce Nation	1959-61	OL	W. Hartford, CT
Elton Ndoma-Ogar	1992-95	OL	Spartanburg, NC
Vince Nedimyer	1968-70	OT	Dedham, MA
Al Nemetz	1942	T	Hopewell, VA
Russell Nenon	2007-10	OG	Memphis, TN
Carl Nesbit	1983, 86-87	DE	Kannapolis, NC
Lynn Nesbitt	1964-66	LG	Berkeley Heights, NJ
Mike Nesselit	1981-84	C	Plantation, FL
Mike Nesteruk	1941	E	Breckenridge, PA
Mike Neubeiser	1991-94	LB	Damascus, MD
Jimmy Newman	2009-12	PK	Oxford, AL
Harry Newsome	1981-84	K	Cheraw, SC
Henry Newton	1960-62	LE	Raleigh, NC
Gary Nichols	1964	DE	Winchester, VA
Jerome Nichols	2001-04	DE	Glenn Dale, MD
Bob Niedbala	1988-91	FB	Virginia Beach, VA
John Niznik	1957-58	RE	Yatesboro, PA
Merrill Noel	2011-14	CB	Pahokee, FL
Danny Nolan	1983	K	Ft. Lauderdale, FL
Jerry Novick	1942	T	Frackville, PA
Bruce Nunnally	1956-57	QB	Richmond, VA

## O

A.G. "Monk" Ober	1924-27	HB	Fort Scott, KS
Godspower Offor	2012	NG	Hialeah, FL
J.D. Oglesby	2010-11	LB	Winston-Salem, NC
Nick Ognovich	1944	B	Uniontown, PA
Isaac O'Hanlon	1933-34	F	Fayetteville, NC
Joshua Okonye	2014-16	DB	Sugar Land, TX
Kenny Okoro	2009-12	DB	Greensboro, NC
Hubert Olive	1915-17	T	Clayton, NC
D.B. Oliver	1888	E	
Will Oliver	1913		Mount Olive, NC
Mike Olson	2010-13	LB	Ashburn, VA
Bob Ondilla	1951-53	LE	Hillside, NJ
Max Opamuratawongse	2004-07	WR	San Jose, CA
Bob Oplinger	1964-66	C	Northampton, PA
Red O'Quinn	1946-49	RE	Asheboro, NC
Gelo Orange	2008-11	DE	Naples, FL
Arthur Orlebar	2002-03	DE	Sterling, VA
Daniel Orlebar	2003	DL	Sterling, VA
Nick Ortega	1972	TE	Tempe, AZ
C. D. Osborne	1977-78	DE	Winston-Salem, NC
<b>Patrick Osterhage</b>	<b>2015-17</b>	<b>OL</b>	<b>Centerville, OH</b>
Bill Overton	1966-67	RT	Boston, MA
George Owen	1941-42, 44, 45	T	Birmingham, AL
Charlie Owens	1931-32	C	
Duane Owens	1981-84	RB	Syracuse, NY
Lewis Owens	1977, 79-81	DB	Durham, NC

## P

Calvin Pace	1999-02	DE	Douglasville, GA
Dick Pace	1915-16	HB	
J. Pace	1916	QB	
James T. Padgett	1927	G	Forest City, NC
Pete Pagano	1922-24	E	Ridgewood, NJ
Jim Page	1976-77	OG	Chatham, NJ
Steve Pahides	1980	FB	Media, PA
Leonard Paletta	1950-52	RG	New Kenington, PA
Frank Palmer	1941	G	Lewiston, ME
Brad Palmer	2000	OG	Rochester, NY
Tom Palmer	1948-49	RT	Collingswood, NJ
Gene Pambianchi	1946-49	LG	Phillipsburg, NJ
Bob Paquette	1973-74	RB	Wheaton, IL
John Parham	1953-55	HB	Oxford, NC
Andrew Parker	2008-11	TE	Jacksonville, FL
Charles Parker	1957-58	QB	New Bern, NC
Charles W. Parker	1914-16	FB	Northampton County, NC
Jack Parker	1929-30	C	
James Parker	1976-79	NG	Philadelphia, PA
DaLawn Parrish	1995, 97-99	DB	Columbia, MD
George Parsha	1957	HB	Seward, PA
Skip Partington	1986	OT	Raleigh, NC
Brian Paschal	1984-85	OG	Winston-Salem, NC
Carlyle Pate	1967-68, 70	LB	Burlington, NC
Rupert Pate	1937-39	T	Goldboro, NC

Nick Patella	1957-59	LG	East Stroudsburg, PA
Buddy Patterson	1978	TE	Raleigh, NC
Kevin Patterson	2005-08	DB	Kingsland, GA
Johnny Peacock	1933-34		
Fred Pearce	1919-21	T	Zebulon, NC
Jim Pearce	1958-60	LG	Spring Hope, NC
Chris Pearcey	2017	RB	Bradenton, FL
Bill Pegram	1955	HB	Winston-Salem, NC
Ralph Pellicchia	1955	C	Paterson, NJ
John Pendergast	1938-40	C	Readville, MA
Brandon Pendergrass	2008-11	RB	Royal Palm Beach, FL
Karl Pendergrass	2001	DB	Spartanburg, SC
Dick Penn	1964-66	C	Miami, FL
Carl Pennington	1987-89	TE	Bluefield, WV
John Pennington	1973	DB	Charlotte, NC
Ricky Perro	2000-03	DB	Bedford, OH
Aldo Perro	1933		
Brandon Perry	1994, 96-97	WR	Lithonia, GA
Johnny Perry	1941-42	WB	Raleigh, NC
Russ Perry	1942-43	FB	Durham, NC
Luther Person	1926-27	G	Fayetteville, NC
Jimmy "Frosty" Peters	1929-32	HB	Leaksville-Spray, NC
Tyler Peterson	2007-08	OT	Lincoln, NE
Junior Petit-Jean	2008	S	Naples, FL
Richard Petrik	1992	DB	Kings Park, NY
Roger Pettus	1991-94	WB	Charlotte, NC
Mat Petz	1997-98	DE	Windsor, Ontario
Pfeiffer	1927	C	
John M. Phelps	1925-27	T	Creswell, NC
David Phiel	1981, 83	LB	Tucker, GA
Jesse Phifer	1925-28	C	Rockingham, NC
James Phillips	1985-87	TE	Spruce Pine, NC
John Phillips	1970	DT	Levittown, PA
Brian Piccolo	1962-64	FB	Fort Lauderdale, FL
Clyde (Bud) Pickard	1950-52	RG	Burlington, NC
Marco Pickett	1988-89	WR	Raeeford, NC
John Piedmonte	1981-83	OLB	Syracuse, NY
Devin Pike	2014-17	TE	Cincinnati, OH
Jim Pittman	1937-38	HB	Rockingham, NC
John Pittman	1937-38	FB	Rockingham, NC
Larry Pivec	1938-40	T	Baltimore, MD
J.A. Placa	1930		Clifton, NJ
Ryan Plackemeier	2002-05	P/PK	Bonsall, CA
Pointer	1910	T	Elon College, NC
John Polanski	1939-41	HB	Buffalo, NY
Lou Pollacci	1948-51	LH	Charleroi, PA
Larry Pons	1967-69	S	Valdese, NC
Shane Popham	2008-10	P-PK	Crestview Hills, KY
Jess Powell	2006	S	Whiteville, NC
Allen Powers	1937-38	T	Denver, TN
Chris Pratapas	1989-91	QB	Chicago, IL
Mike Pratapas	1981-84	LB	Chicago, IL
Jason Pratt	2002-05	LB	Hixson, TN
Cody Preble	2012-13	OG	Lake Worth, FL
C.M. Preslar	1924		Wingate, NC
Dennis Presnell	1944	T	High Point, NC
Pat Preston	1939-42	T	Thomasville, NC
Tanner Price	2010-13	QB	Austin, TX
Carl Pridgen	1892	HB	
D.M. Prince	1892	Mgr	
Ricky Proehl	1986-89	WR	Belle Mead, NJ
J.V. Pruitt	1939-42	QB	Wilson, NC
George Pryor	1946-47	FB	Sistersville, WV
Ernie Purnsley	1985-88	DB	Southern Pines, NC
Max Putnam	1935-36		

Jimmy Quander	1991-94	DE	Springfield, VA
Cyhl Quarles	2008-11	S	Tucker, GA
M.J. "Tex" Quillen	1928, 1930	HB	
Ted Quillen	1929	QB	

## Q

Harry Rabenhorst	1917-20	FB	Baton Rouge, LA
Blanie Rackley	1923-26	QB	Goldboro, NC
Sherman Ragland III	2012	WR	Durham, NC
Chance Raines	2010-11	C	Jacksonville, FL
Benjamin F. Ramseur	1910	C	Blacksburg, SC
Michael Ramseur	1982-85	RB	Landis, NC
Allen Ramsey	2012-13	CB	Fort Lauderdale, FL
Chuck Ramsey	1971-73	K	Knoxville, TN
Cory Randolph	2002-05	QB	Lake City, FL
Ted Randolph	2006-09	TE	Mocksville, FL
Walter Rasby	1990-93	TE	Washington, NC
Pride Ratereee	1943-45	T	Kings Mountain, NC
Bryan Ray	1997-2000	DE	Wheaton, MD
Chad Rebar	2000, 02-03	OG	Throop, PA
<b>Traveon Redd</b>	<b>2016</b>	<b>S</b>	<b>Martinsville, VA</b>
Kristopher Redding	2010-13	DT	Mableton, GA
Jamie Redfern	1986	OLB	Lexington, NC

# LETTERWINNERS

Charles Redmon	1982-83	DB	North Wilkesboro, NC
Sam Reese	1959	RE	Mars Hill, NC
Charles Reiley	1959-61	QB	Decatur, GA
Bruce Reinert	1971-72	OT	Lansdale, PA
Glenn Reinhard	1948-49	RG	York, PA
Clarence "Perk" Reinhardt	1933-35	C	Newton, NC
Rufus H. Reitzel	1922-25	C	Siler City, NC
Diron Reynolds	1990-93	LB	Aiken, SC
Orville Reynolds	2011-14	RB	Coral Springs, FL
Jerome Rice	1988, 90	LB	Spartanburg, SC
Mike Rice	1984-86	OT	Stafford, VA
Bob Richards	1973-75	DB	Atlanta, GA
H.J. Richardson	1888-89	DL	Chesterfield, SC
Don Richardson	1984	DL	Columbia, SC
David Richmond	1981-83	WR	Greensboro, NC
Robert Richter	2003	WR	Naples, FL
Riddick	1910	FB	Scotland Neck, NC
Oscar Riddick	1889	HB	Asheville, NC
William Riddick	1912, 14-15		Buncombe County, NC
W.S. "Bill" Riley	1924-26	E	Albany, GA
Mike Rinnette	2006-09	FB	Bunn, NC
Jim Ringgold	1938-40	FB	Howard Park, MD
Chip Rives	1984-87	RB	Fairfax, VA
Fred Robbins	1996-99	DT	Pensacola, FL
Roy Roberts	1936		Asheville, NC
Scott Roberts	1983-86	LB	Asheville, NC
Shorty Robertson	1943	B	
Ulysees Robertson	1990, 92	DB	Ft. Lauderdale, FL
Robinson	1910	E	Charlotte, NC
Bobby Robinson	1958-60	LH	Clinton, NC
Boo Robinson	2006-09	DT	Monroe, LA
Isaiah Robinson	2014-15, 2017	RB	Charlotte, NC
Jackie Robinson	1975-78	OT	Freeport, NY
Matt Robinson	2004-05, 07-08	DE	Cedartown, GA
Robley	1915		
Danny Rocco	1982-83	DB	Altoona, PA
<b>Zeek Rodney</b>	<b>2015-17</b>	<b>DT</b>	<b>Rock Hill, SC</b>
Allen Rogers	1973	LB	Winchester, VA
Ed Rogers	1934-36	G	Apex, NC
James Rogers	1933		
Larry Rogers	1975-76	DE	Elmwood Park, NJ
Tony Rogers	1987-90	TB	Wellford, SC
Walter Rogers	1937		
Stan Rolark	1976-78	RB	Capital Heights, MD
Chris Rolle	2001	P	Tampa, FL
Anthony Rook	2013	TE	Greenville, NC
V.S. "Doc" Ross	1933-34		
Howard W. Rothrock	1932-33		Winston-Salem, NC
Sammy Rothrock	1971-72	DB	Enfield, NC
Kreg Rothhoff	2003	C	Massillon, OH
George Rowe	1915		Fredericksburg, VA
James Royster	1976-78	DB	Oxford, NC
Ed Royston	1942, 1946-47	G	Baltimore, MD
Tony Rubino	1940-42	G	Elizabeth, PA
Bill Ruby	1959-61	RE	Hubbard, OH
Quan Rucker	2011-12	WR	Statesville, NC
Bill Ruffner	1979-81	SS	Greensburg, PA
Keenan Rush	2011	QB	Atlanta, GA
John Russell	2006-09	DT	Jacksonville, FL
Larry Russell	1969-71	QB	Newburyport, MA
Tripp Russell	2009-10	DE	Winston-Salem, NC
Whitey Russell	1932-33	HB	
Jim Ryan	1972	QB	Levittown, PA
Terence Ryan	1984-86	OLB	Bethesda, MD
Tim Ryan	1980-83	WR	Fairview Park, OH

**S**

John Sabia	1974-76	TE	Lafayette Hill, PA
Nick Sacrinty	1943-46	HB	Reidsville, NC
Otis "Bo" Sacrinty	194, 45-47	RH	Reidsville, NC
Tim Salley	1980, 82-83	DE	Winston-Salem, NC
Joe Salsich	2001-04	OG	Annapolis, MD
William Salter	1963-64	RT	Ft. Lauderdale, FL
Ben Sankey	1996-99	QB	Chicago, IL
Fred Santangelo	1951-53	LT	Lynn, MA
Fran Sarro	1976	WR	Wilmington, DE
Savage	1916	E	
Myles Savage	1996-97	RB	Piscataway, NJ
R.R. Savage	1910-11	HB	Norfolk, VA
Don Sabia	1977	RB	Lafayette Hill, PA
Goyal Scales	2002-05	NT	Winston-Salem, NC
Greg Scales	1984-86	WR	Winston-Salem, NC
Lamont Scales	1989-92	DB	Ridgeway, VA
Francis "Guido" Scarton	1949-51	LH	Houston, PA
Bill Scheib	1966-68	RT	Leetsdale, PA
Chuck Schlegel	2012, 2014	CB	Sunbury, PA
Trey Schmidt	2004-07	WR	St. Petersburg, FL
Channing Schofield	2006-07	CB	Wagener, SC
Gary Schofield	1981-83	QB	Paoli, PA
Jim Schubert	1968-69	CB	Manchester, NH
Bill Schuchman	1982	OT	Oceanside, NY

Bill Schultz	1944	E	McKeesport, PA
E.J. Scott	2014	WR	Ellicott City, MD
Jamie Scott	1999-02	LB	Concord, NC
Tony Scott	1982-85	LB	Lancaster, SC
Andy Seay	1979, 81-82	DB	Chelmsford, MA
Gene Seadberry	1933		
Zac Selmon	2004-07	TE	Norman, OK
Joe Sepic	1964-66	LH	York Run, PA
Cam Serigne	2014-17	TE	Ashburn, VA
Sam Settar	1996-99	OG	Marlton, NJ
Bob Shackelford	1943		Kinston, NC
Kelvin Shackelford	1996-99	DT	Farmville, NC
Montique Sharpe	1999-02	DT	Washington, DC
Shaw	1915-16	G	
Daryl Shaw	2000-03	CB	Bladenboro, NC
Rashawn Shaw	2015, 2017	DE	Fort Pierce, FL
Wande Shaw	1995-98	FB	Plant City, FL
Paul Shearer	1962-63	LG	Woodbury, NJ
Kim Sheek	1989-91	P	Greensboro, NC
Tim Sheff	1982	LB	Winston-Salem, NC
Scott Shelhamer	1989-92	LB	Lake Worth, FL
Bill Shendow	1961-62	RG	Winchester, VA
Newton Shepherd	1913		Weldon, NC
Porter Sheppard	1934-36		Gastonia, NC
Bill Sherrill	1943	B	
Robert Sherrord	1983-84	OL	Monroe, NC
Ron Shillinglaw	1965	WE	Blacksburg, SC
Ed Shinn	1931-32		
Bert Shore	1934-36	E	Charlotte, NC
R.B. Benny Shuford	1936		Arden, NC
Michael Siders	1990-91	C	Anderson, SC
Rick Sievers	1971-73	DB	Chicago, IL
Henry Sigmon	1973-74	DE	Newton, NC
Reid Sigmon	1995	PK	Hendersonville, NC
Barry Sikes	1976-77	C	High Point, NC
Walter Sikes	1889-92	G	
Eric Simmons	1988, 90	DB	Wytheville, VA
Jimmie Simmons	1984-87	LB	Wilmington, NC
Louie Simmons	1951-52	RE	Statesboro, GA
Mike Simmons	2004-07	LB	Ft. Lauderdale, FL
Robert Simmons	2002, 04-05	S	Hope Mills, NC
Terrill Simmons	1990	LB	Norfolk, VA
Walter Simmons	1999-01	DB	Savannah, GA
Kent Simon	1980-82	OLB	West Mifflin, PA
Jerome Simpkins	1993, 95	DL	Opa Locka, FL
<b>Jack Simpson</b>	<b>2017</b>	<b>LB</b>	<b>Buford, GA</b>
Walter Sims	1973-75	WR	Eden, NC
Terrence Singletary	1988-90	DB	Pompano Beach, FL
Randall Singleton	1981, 83-85	NG	Charleston, SC
Riley Skinner	2006-09	QB	Jacksonville, FL
Bill Skippon	1958-60	LH	Conneaut, OH
Leo Skodo	1943		
Pat Slenski	1981-82	OG	Simpsonville, SC
Ray Slone	1964-66	SE	Roanoke, VA
Dan Smading	1975-77	DB	Tallahassee, FL
Drew Small	1990-91	DE	Dallas, TX
Bruce Smathers	1956-58	LG	Canton, NC
Bob Smathers	1944	HB	Canton, NC
Alphonso Smith	2005-08	CB	Pahokee, FL
Bill "Nub" Smith	1949-50	LH	Fayetteville, NC
Bill Smith	1944		Cornellsville, PA
Bob Smith	1958-60	LT	Laurel Springs, NJ
Brad Smith	1996, 98-99	DE	Winston-Salem, NC
Cassiel Smith	2004	WR	Westwood, NJ
Chris Smith	1988-89	LB	Dallas, TX
David Smith	1966-67	FB	Atlanta, GA
Guy Smith	1943		
Ivey Smith	1967-68	RE	Farmville, NC
J.E. "Leaky" Smith	1931-33		Spencer, NC
James Smith	1977	OT	Jacksonville, NC
Jamil Smith	2003-06	DT	Black Mountain, NC
Jay Smith	1934-35	T	Spencer, NC
Keyshorn Smith	1997-99	DB	Lumberton, NC
Kevin Smith	2009-10	DE	Plano, TX
Kevin Smith	1990-93	OL	Gate City, VA
Kevin Smith	1996, 1999	LB	Laurinburg, NC
Mike Smith	1987-90	NG	Olney, MD
Rawling Smith	1973	RB	Scranton, PA
Roy Smith	1927, 29		Greensboro, NC
Sam Smith	1933		Greensboro, NC
Terry Smith	1986-89	NG	Barboursville, WV
Tom Smith	1977	WR	Bel Air, MD
Warren Smith	1985-87	DB	Winston-Salem, NC
Will Smith	2013-14	OL	Charlotte, NC
Kai Snead	1994, 96-97	WR	Miami, FL
Norman Snead	1958-60	QB	Warwick, VA
George Sniscak	1948-49	RT	Lansford, PA
John Snow	1964-66	RT	Murphy, NC
Les Snyder	1962	RH	Louisville, KY
Alexis Sockwell	1992-95	DB	Salisbury, NC
D'Angelo Solomon	1994-97	DB	Decatur, GA

Mike Soltis	1953-54	C	McKeesport, PA
Kevin Sousa	2012-14	QB	Orlando, FL
Charles Souther	1936		
Frank Souza	2010-13	OG/DT	Ponte Vedra Beach, FL
Soweli	1899	RE	
R. Gerrod Sowers	1917		Linwood, NC
Larry Spencer	1950-52	RH	East Syracuse, NY
Martin Spessard	1944	T	Hagerstown, MD
Tom Spicer	1958	C	Massillon, OH
Kris Spilsbury	1976-77	DB	Chihuahua, Mexico
Will Spires	1998	C	Mount Airy, NC
Mike Sprock	1947-48	FB	Ambridge, PA
Vernon Spruill	1937	G	Edenton, NC
Ted Stachatis	2009-11	QB	Ponte Vedra Beach, FL
Mark Stackhouse	1989-91	WR	Coral Springs, FL
Ben Stafford	1996-99	TE	Fort Lauderdale, FL
W.C. Roscoe Stainback	1937		Henderson, NC
L.T. Stallings			Tulton, GA
William Ed Stallings	1924-27	HB	Goldsboro, NC
Maddox Stamey	2013, 2015	FL	Rutherfordton, NC
John Stamper	2008-10	S	Winston-Salem, NC
George Stamps	1942		Richmond, VA
Howard Stanback	1967-68	C	Durham, NC
Bill Starford	1941-43	C	Grafton, WV
Fred Staton	2000-01	RB	Charlotte, NC
Jim Staton	1949-50	LT	Greensboro, NC
William Staton	1936		Mt. Ulla, NC
Wes Stauffer	1984	WR	New Canaan, CT
Roderick Stephen	1999-02	DE	Colonial Heights, VA
Edwin Stern	1934-35		Philadelphia, PA
Ed Stetz	1969-71	LB	Johnstown, PA
Chris Stewart	2015-16	DL	Petal, MS
Randy Stits	1973-74	DB	Manhattan Beach, CA
Howard Stogner	1937		
Stuart Stogner	1983-84	LB	Knoxville, TN
John Stone	1998-01	WR	Somers Point, NJ
Ed Stowers	1952-54	LE	Norfolk, VA
Kharim Strayhorn	1990	OL	Virginia Beach, VA
Mike Strazzer	1994-95	PK/P	East Islip, NY
Josh Strickland	2010, 2012	S	Winston-Salem, NC
Oliver Stringfield	1910-13	E	Madison, NC
<b>Justin Strnad</b>	<b>2016-17</b>	<b>LB</b>	<b>Palm Harbor, FL</b>
Dan Stroup	1972-73	TE	Cherryville, NC
Tom H. Stuetzer	1993-96	DB	Dunwoody, GA
Tom N. Stuetzer	1965-67	SE	Wakefield, MA
Cori Stukes	2002-04	LB	Wilmington, NC
Zach Stukes	2004-07	DT	Marietta, GA
Bobby Stutts	1949-51	FB	Graham, NC
Terrence Suber	1993-95, 97	DB	Baltimore, MD
Carson Sublett	1979-80	DE	Greensboro, NC
Joel Suggs	2013, 2015	OL	Sophia, NC
<b>Taleni Suhren</b>	<b>2017</b>	<b>OL</b>	<b>Charlotte, NC</b>
Colin Summers	2011-12	OG	Raleigh, NC
Freddie Summers	1967-68	QB	Dorchester, MA
Khiry Sutton	2011	RB	Winston-Salem, NC
Pat Swan	1932, 34	T	Boston, MA
Sam Swank	2005-08	P/PK	Jacksonville Beach, FL
Joe Swann	1934-36	T	Boston, MA
Riley Swanson	2003-06	CB	Fayetteville, GA
Scott Swanson	1988-89	OG	Parkersburg, WV
Tom Swatzel	1953, 56-57	LT	Hickory, NC
Karl Sweetan	1963	QB	Dallas, TX
John Swider	1979-81	DB	Jackson, NJ
Ernest "Stork" Swing	1931-34	E	Lexington, NC
Napoleon Sykes	2003-05	LB	Woodstock, MD
Paul G. Sykes	1924-26	FB	

**T**

Bill Tabor	1959	RG	Logan, WV
Dominique Tate	2009, 2011	CB	Winston-Salem, NC
Ken Tatko	1980	DT	Endicott, NY
Will E. Tatum	1916-19		McColl, SC
James Taylor, Jr	1919-21	C	Rutherfordton, NC
<b>Ja'Sir Taylor</b>	<b>2017</b>	<b>CB</b>	<b>Asbury Park, NJ</b>
Marquis Taylor	1995	LB	Delray Beach, FL
Rufus Taylor	1996, 98-99	DT	Lakeland, FL
Semmahj Taylor	1990, 92-94	DT	Delray Beach, FL
Vernon W. "Burt" Taylor	1931, 33		Oxford, NC
Vince Taylor	1933		
Wendell Taylor	1991	LB	Richmond, VA
Larry Teary	1974-77	OL	Fayetteville, NC
Jim Tejeck	1961-63	DE	Berwyn, IL
Jon Temple	2006	PK	Durham, NC
John Tereshinski	2004-07	TE	Athens, GA
A'lique Terry	2014, 2016-17	C	Hialeah, FL
Brandon Terry	2011-14	WR	Alpharetta, GA
Jack Tesh	1959-61	FB	Newport News, VA
Joe Theriault	1967, 70-71	OT	Nashau, NH
Alaric Thieshen	1998-99	OT	Brooksville, FL
Greg Thomas	1987	DB	Henderson, NC
Norris Thomas	1972	DB	Winston-Salem, NC

# LETTERWINNERS

Ray Thomas	1999-02	TE	Hamilton, Ontario
Larry Thompson	1962	FB	Salisbury, NC
Frank Thompson	1956-58	OL	Chadbourn, NC
Jeremy Thompson	2004-07	DE	Charlotte, NC
Patrick Thompson	2011-13	QB	Ashburn, VA
Rudy Thompson	1989-92	DL	Baltimore, MD
Zach Thompson	2010-13	DE	Ashburn, VA
Henderson Threatt	1980-82	DB	Charlotte, NC
Reggie Tice	1976-77	DB	High Point, NC
Lou Tilley	1973-75	DE	Philadelphia, PA
Tom Tingle	1938-39	G	Birmingham, AL
Masanori Toguchi	1999-02	OG	Charlotte, NC
Wade Tollison	1990-92	PK	Augusta, GA
Tom Tony	1973	LB	New Castle, PA
Charles Topping	1954-55	C	Littleton, NC
Robert Torney	1932-33		
Jack Towell	1935-36		Mooresville, NC
Dick Travaglino	1955	HB	Baltimore, MD
Tim Tremblay	1973-74	OG	Santa Barbara, CA
Tony Trentini	1952-55	G	Everett, MA
Joel Triplett	1979-81	LB	Jonesville, NC
Les Tripp	1980	OG	Hialeah, FL
Steve Truitt	1978-80	C	Gaithersburg, MD
Louis Trunzo	1938-40	G	Apollo, PA
Jyles Tucker	2003-06	DL	Dover, NJ
Aubrey Turbeville	1973-74	LB	Atlanta, GA
Turner	1915		
Gary Turner	1988	P	Winston-Salem, NC
Jim Turner	1952-54	G	Bassett, VA
Reuben Turner	1976-77	NG	Atlanta, GA
Don Tye	1962	RT	Americus, GA
Carl Tyner	1914		Robeson, NC

**U**

Mark Usdin	1980	K	Jacksonville, FL
Phil Utley	1910-11	QB	Raleigh, NC

**V**

Steve Vallos	2003-06	OT	Boardman, OH
Ted Van Hyfte	1991-92	LB	Annawan, IL
Steve Vance	1977-79	DE	Jamestown, NC
Bill Vanden Dries	1938-40	E	Brooklyn, NY
George Vasco	1943	B	
Kelly Vaughan	1985-88	DT	Rainelle, WV
Steve Vaughan	1993-94	DL	Rainelle, WV
Chip Vaughn	2005-08	S	Fairfax, VA
Bob Ventresca	1976-79	FB	Doylestown, PA
Jay Venuto	1979-80	QB	Salem, NJ
Lee Vernon	1982	OT	Martinsville, VA
Charlie Viana	1977	DB	Lynbrook, NY
Gerry Vick	1977	TE	Miami, FL
M.R. Vickers	1926-28	B	Stem, NC
Dexter Victor	1985-87	WR	South Miami, FL
Mark Viola	1953-55	G	Hackensack, NJ
Daniel Vogelsang	2011-13	DE	Versailles, KY
Terry Vogler	1980	LB	Winston-Salem, NC
Nick Vrhovac	1969-71	C	Brownsville, PA

**W**

<b>Chuck Wade</b>	<b>2015-17</b>	<b>WR</b>	<b>Jacksonville, FL</b>
Glen "Choppy" Wagner	1934-37	E	Bristol, VA
Joe Wagner	1987-88	DL	Philadelphia, PA
Spencer Wagner	1995	DB	Lauder Hill, FL
Ted Waite	1969-71	OG	Canton, MA
Paul Waivers	1938-40	E	Keyport, NJ
Ed Walker	1976-77	LB	Kittanning, PA
Joe Walker	1985-87	DB	Rocky Mount, NC
Mickey Walker	1961-62	QB	Mebane, NC
Carroll Wall	1944	QB	Lexington, NC
Zeno Wall	1932-33	QB	Shelby, NC
Brian Walls	1998	OL	Philadelphia, PA
David Walters	2001-02	OG	Marlton, NJ
James Ward	2012-13, 2015	CB	DeLand, FL
Earl Ware	1952-53	LE	Reidsville, NC
Harold Warren	1934-36	B	
Josh Warren	2000-03	TE	Big Stone Gap, VA
Zachary Wary	2015	LB	Rogers, AR
Gerard Washco	1944	T	Nanticoke, PA
C.J. Washington	2008-10	DB	Winston-Salem, NC
<b>Scotty Washington</b>	<b>2016-17</b>	<b>WR</b>	<b>Washington, DC</b>
Brad Watson	2013-16	CB	Round Rock, TX
Rob Watson	1987-88	OG	Greenwood, SC
<b>Tyler Watson</b>	<b>2017</b>	<b>OL</b>	<b>Roswell, GA</b>
Tony Watt	1985-88	C	Seneca, SC
Doug Weaver	2008-11	OL	Roxboro, NC
John Weaver	1936-37	E	Santa Rosa, TX
Mike Weaver	2014-17	PK	Pine City, NY
E.Y. Webb	1892	T	
J.E. "Elsie" Webb	1930-31	T	Richmond Cty, NC
Raney Webb	1938	G	Macclesfield, NC
Bill Webb	1942	T	Tarboro, NC

David Webber	1978-79, 81	QB	Oak Ridge, TN
Richard "Bud" Wedel	1945-47	LG	Fort Pierce, FL
Hal Weir	1927	G	Asheville, NC
Weldon Weir	1927	E	Asheville, NC
Wayne Welborn	1962-64	LH	Wake Forest, NC
Fred Welch	1940	QB	Greensboro, NC
Don Wells	1942	E	Fort Pierce, FL
Wendell Wells	1991-92	RB	Hamlet, NC
Keith West	1990-92	QB	Sumter, SC
Peter Westerhoff	1920-21	E	Midland Park, NJ
Charles Whetstone	1944	T	Morganton, NC
Tom Whims	1953-55	E	Atlantic City, NJ
Dick Whisnant	1936		
White	1924	B	
Alan White	1959-61	RH	Elm City, NC
Brad White	2002-04	LB	Portsmouth, RI
Chuck White	1967-69	FB	Haverhill, MA
Dan White	1967-68	OLB	Charlotte, NC
Danny White	1975	DT	Phoenix, AZ
Foy White	1983-85	QB	Charlotte, NC
Joe White	1953-54	QB	Charlotte, NC
John E. White	1889	QB	
Kyle White	1985-87	DB	Burlington, NC
Rick White	1966-68	SE	Naperville, IL
Sidney White	1913		Elizabeth City, NC
Tyrek White	2001	RB	Olin, NC
Clyde Whitener	1941-42	HB	Morganton, NC
George Whitner	1943	B	
Sam Whiteside	1929		Uree, NC
David Whitley	1986-87	LB	Spartanburg, SC
Nikita Whitlock	2010-13	DT	Wylie, TX
David Wiatr	1975	DB	Norridge, IL
Kevin Wiczorek	1982-85	TE	East Northport, NY
Kyle Wilber	2008-11	DE	Apopka, FL
Clinton Wilburn	1996-98	DT	Oklahoma City, OK
Gary Willard	1967-68	OLB	Yadkinville, NC
Alex Williams	1973	DT	Maiden, NC
Anthony Williams	1988-91	RB	Greer, SC
Anthony Williams	2007-09	FB	Jacksonville, NC
Bo Williams	1965-66	LB-C	Perrine, FL
Bob Williams	1977	NG	Springfield, VA
Craven Williams	1961	FB	Monroe, NC
Dion Williams	2000, 02-03	LB	Stone Mountain, GA
Ed Williams	1929-31	T	
Garrick Williams	2010-12	OL	Columbia, MO
Hunter Williams	2012-15	OLB	Wake Forest, NC
Ira Williams	1998-01	WR	Montclair, NJ
Jabez Williams	1917		Wingate, NC
Jaboree Williams	2014-17	LB	Deerfield Beach, FL
<b>Ja Cquez Williams</b>	<b>2017</b>	<b>LB</b>	<b>Hinesville, GA</b>
Jay Williams	1990-93	DT	Washington, DC
Jeremiah Williams	1990, 92, 94	TB	Clinton, NC
Jimmy Williams	1959-61	LT	Durham, NC
Jonathan Williams	2013-15	WR	Atlanta, GA
Jordan Williams	2007-09	WR	Jacksonville, NC
Luther C. Williams	1911-13	G	Orange County, NC
Marcus Williams	2007	CB	Stockbridge, GA
Mark Williams	1989-90	C	Hurst, TX
Marshall Williams	2008-10	WR	Durham, NC
Michael Williams	2008-09	CB	Melbourne, FL
Quintin Williams	2000-03	FS	Goldsboro, NC
Scott Williams	1991-93	DE	Doraville, GA
Tarence Williams	1999-02	RB	Wilmington, NC
Tony Williams	1982	LB	Charlottesville, VA
B.F. Williamson	1892		
Bennett Williamson	1959-61	RG	Clarkton, NC
Airyn Willis	2012	WR	High Point, NC
Antonio Wilson	2005-08	LB	Pahokee, FL
Chase Wilson	2014	LS	Mooresville, NC
Chris Wilson	1994	P	Jacksonville, FL
C.W. Wilson	1892	T	
Duncan Wilson	1931-33	HB	
Garrett Wilson	2015-17	LS	Sanford, NC
Jon Wilson	1965-66	QB	S. Milwaukee, WI
Gary Winrow	1969-70	SE	Naperville, IL
George Wirtz	1936-37	QB	Princeton, IN
Mike Wisner	1977-80	DE	Philadelphia, PA
Matt Wisnosky	2002-04	PK	Moorestown, NJ
Geoff Wissing	2009	DB	Marietta, GA
Wayne Wolff	1958-60	LT	Greensburg, PA
John Wolford	2014-17	QB	Jacksonville, FL
Brian Wolverton	1996-99	OG	Winston-Salem, NC
Anthony Wooding	2013-14	S	Folkston, GA
Randy Woodle	1974-76	LB	Winston-Salem, NC
Matt Woodlief	2007-10	LB	Catawba, NC
Travo Woods	2006	RB	Altamonte Spgs, FL
Eddie Woolbert	1937-38	E	Pleasantville, NJ
Ben Wooster	2006-09	TE	Atlanta, GA
Eric Workman	1994	OL	Bluefield, VA
Dezmond Wortham	2014-16	RB	Frisco, TX
Carrol Worthington	1944	E	Baltimore, MD

Brian Woychik	2003	OG	Poland, OH
Andrew Wright	2008	K	Madison, MS
Wayne Wright	1998	DB	Amherst, NY
Will Wright	2009	DE	Wilmington, NC
Roman Wszelaki	1968-69	LE	So. Milwaukee, WI
Alex Wulfeck	2010-12	P	Orange Park, FL

**Y**

<b>Willie Yarbary</b>	<b>2015-17</b>	<b>DT</b>	<b>Augusta, GA</b>
Tony Yarnall	1993-96	OL	Brookhaven, PA
Eddie Yarnell	1977-79, 81	DE	Spring Lake, NC
Jack Yates	2003	LS/LB	Chadbourn, NC
Jack Yeoman	1944	T	Princeton, NJ
Andy Young	1978	DT	Oxon Hill, MD
Anthony Young	2000-03	QB/WR	North Augusta, SC
Mark Young	1986-88	TB	Belmont, NC
Marvin Young	1983-85	RB	Hickory, NC

**Z**

David Zadel	1994-97	LB	Cohasset, MA
Frank Zakim	1940-41	G	Hendersonville, NC
John Zalucki	1981	OL	Warrington, PA
John Zeglinski	1974-77	DB	Philadelphia, PA
Joe Zelenka	1995-98	TE	Berea, OH
Zac Ziegler	1999	P	Colorado Springs, CO
Charles "Jew" Zimmerman	1925-27, 29	T	Asheville, NC
Jimmy Zrakas	1949-52	C	Wilson, NC
Al Zyskowski	1975-76	WR	Grand Rapids, MI

**Current Student-Athletes in Bold**

# POSTSEASON GAMES



## 1946 GATOR BOWL January 1, 1946 • Jacksonville, FL

**WF 26** **EC 14**

Wake Forest's first-ever postseason appearance came in the inaugural Gator Bowl in Jacksonville, Fla., and Coach Peahead Walker's squad made that initial bowl trip a successful one, defeating South Carolina, 26-14. A crowd of more than 10,000 fans was on hand to witness the rematch between the two future ACC members who had played to a 13-13 tie earlier in the season. This time Wake took control at the outset, capping its opening possession with a three-yard run by Nick Sacrinty. A missed extra-point, however, resulted in the Gamecocks taking a 7-6 lead with the only score of the second quarter.

The Deacs regained the lead and took control in the second half behind their bruising ground attack. Rock Brinkley finished off two time-consuming drives with short TD runs of five and four yards, then Bob Smathers clinched the verdict with a 20-yard run on a reverse. The 378 yards rushing in the game stood as a Wake Forest single game record for 22 years. The victory culminated a dramatic turnaround season that had started with three straight losses but ended at 5-3-1.

Scoring Summary	1	2	3	4	Total
South Carolina	0	7	0	7	14
Wake Forest	6	0	6	14	26

Team Statistics	USC	WFU
First Downs	7	24
Total Offense	157	396
Yards Rushing	88	378
Yards Passing	69	18
Passing (Comp-Att-Int)	4-11-1	1-6-2
Penalties-Yards	1-5	8-70
Fumbles-Lost	3-1	3-1

Nick Sacrinty scored the first touchdown in Gator Bowl history.



## 1949 DIXIE BOWL January 1, 1949 • Birmingham, AL

**Baylor 20** **WF 7**

Three years after competing in the first Gator Bowl, the Demon Deacons were invited to Birmingham, Ala., to compete in the second -- and last -- Dixie Bowl. Unlike that postseason experience, though, this venture proved unfulfilling from a won-lost standpoint as Wake Forest dropped a hard-fought 20-7 contest to Baylor in what was frequently referred to at the time as the "Battle of the Baptists."

A crowd of over 20,000 was in attendance as Baylor jumped out to a 20-0 lead with three touchdowns in the first half, two coming on lengthy drives, the third following a long pass interception. The Deacs of Coach Peahead Walker refused to quit, however, and rallied to pull within striking distance on a TD by Mike Sprock in the third period after recovering a Baylor fumble. Wake went on to control most of the game and held the advantage statistically overall (six more first downs, 63 more yards in total offense), but never could reach paydirt again. The contest marked the first time that a Wake Forest football team has played in an January bowl game. The Demon Deacons finished the season with a 6-4 record.

Scoring Summary	1	2	3	4	Total
Wake Forest	0	0	7	0	7
Baylor	6	14	0	0	20

Team Statistics	BAY	WFU
First Downs	11	17
Total Offense	214	277
Yards Rushing	138	191
Yards Passing	76	86
Passing (Comp-Att-Int)	6-15-0	10-24-2
Yards Penalized	50	70
Fumbles-Lost	3	2

Peahead Walker coached the Deacs to the Gator and Dixie Bowls.

# POSTSEASON GAMES



## 1979 TANGERINE BOWL

December 22, 1979 • Orlando, FL

 **34**  **10**

After a 30-year absence from the bowl scene, Wake Forest completed one of the most surprising stories in college football in 1979 with a visit to the Tangerine Bowl in Orlando, Fla. The Demon Deacons earned that trip and a pairing against an emotional LSU squad playing its final game under veteran coach Charlie McClendon by compiling an 8-3 regular season mark and attaining a national ranking in the top 20.


The Tigers seized the momentum early with touchdown drives on their first two possessions. Wake Forest, meanwhile, was struggling offensively and committed three turnovers before Phil Venuto made the score 24-3 with a field goal as the first half ended.

Coach John Mackovic's Deacs came back to play much better after intermission, taking the second half kickoff and scoring their lone TD of the night on an eight-play drive that ended with a 34-yard pass from Jay Venuto to Wayne Baumgardner. Two other drives into LSU territory were halted, though, and the SEC power eventually built its advantage with 10 more points in the final period.

Scoring Summary	1	2	3	4	Total
Wake Forest	0	3	7	0	10
LSU	14	10	0	10	34

Team Statistics	LSU	WFU
First Downs	24	16
Total Offense	496	263
Yards Rushing	223	30
Yards Passing	273	233
Passing (Comp-Att-Int)	16-26-1	15-30-4
Penalties-Yards	6-44	4-30
Fumbles-Lost	2-2	4-1

Top Individuals		
Rushing	(WFU)	McDougald 15-54
	(LSU)	Woodley 10-68-1td
Passing	(WFU)	Venuto 20-10-165-1td-3int
	(LSU)	Woodley 19-11-199-1td-1int
Receiving	(WFU)	Baumgardner 6-128-1td
	(LSU)	Murphree 5-60-1td



## 1992 INDEPENDENCE BOWL

December 31, 1992 • Shreveport, LA

 **39**  **35**

Wake Forest staged a stirring second half rally for a 39-35 victory over Oregon before 31,337 fans and a national television audience on ESPN, concluding a stunning year in appropriate fashion. The Deacons had been 1-3 in September until reeling off six straight wins to climb into the national polls for the first time in 13 years and capture the imagination of college football followers everywhere.


Oregon held the upper hand early, taking advantage of four first-half turnovers to build a 22-10 halftime lead, then adding another TD late in the third period that left the Deacs trailing, 29-10, with less than 20 minutes remaining in the game. Ned Moultrie scored on a short run, then Todd Dixon, who was named the game's Most Outstanding Player, exploded with TD receptions of 30 and 61 yards in less than four minutes to give his team a 31-29 edge that it would never relinquish. John Leach, who ran for 116 yards, added what proved to be the deciding score later in the final quarter. Dixon finished with five receptions

for 166 yards and two TDs, while veteran coach Bill Dooley completed his outstanding career with victory No. 162.


Scoring Summary	1	2	3	4	Total
Wake Forest	7	3	14	15	39
Oregon	13	9	7	6	35

Team Statistics	Oregon	WFU
First Downs	23	18
Total Offense	339	516
Yards Rushing	112	193
Yards Passing	227	323
Passing (Comp-Att-Int)	24-40-1	15-27-3
Penalties-Yards	6-55	11-108
Fumbles-Lost	0-0	3-3

Top Individuals		
Rushing	(WFU)	Leach 21-123-2td
	(ORE)	Burwell 11-57-1td
Passing	(WFU)	West 27-15-262-1td-3int
	(ORE)	O'Neil 40-24-227-2td-1int
Receiving	(WFU)	Dixon 5-166-2td
	(ORE)	Harris 6-74-1td



# POSTSEASON GAMES



## 1999 ALOHA BOWL

December 25, 1999 • Honolulu, HI

WF 23 3

A Wake Forest team anchored by 26 seniors earned the first winning season and first bowl bid in head coach Jim Caldwell's tenure. That veteran leadership helped the Deacs to an impressive 23-3 win over Arizona State in the nationally-televised Jeep Aloha Bowl on Christmas Day.

Both teams got off to a slow start offensively, and the score was tied 3-3 at intermission. The Deacs got rolling in the second half, however, blanking ASU 20-0. After another field goal, Wake broke the game open as quarterback Ben Sankey hit Coach's son, Jimmy Caldwell, across the middle, and Caldwell scampered 56 yards into the endzone. The Sun Devils managed just 42 yards of offense after that point, as Morgan Kane's 1-yard TD leap and Matt Burdick's third field goal provided the final margin.


Sankey earned Bowl MVP honors, passing for 188 yards and rushing for 56.

The Deacon defense was stifling, holding the Sun Devils to just 164 yards of total offense. Adrian Duncan led the defense with eight tackles and a sack, while Fred Robbins collected three sacks.

Scoring Summary	1	2	3	4	Total
Wake Forest	3	0	10	10	23
Arizona State	0	3	0	0	3

Team Statistics	WFU	ASU
First Downs	11	15
Total Offense	164	350
Yards Rushing	94	162
Yards Passing	70	188
Passing (Comp-Att-Int)	15-26-0	13-22-1
Penalties-Yards	3-21	1-15
Fumbles-Lost	3-2	0-0

Top Individuals		
Rushing	(WFU)	Kane 20-89-1td
	(ASU)	Redmond 17-93
Passing	(WFU)	Sankey 22-13-188-1td-1int
	(ASU)	Goodman 16-10-42
Receiving	(WFU)	Deese 3-38
	(ASU)	Heap 5-39



## 2002 SEATTLE BOWL

December 30, 2002 • Seattle, WA

WF 38 17

In his last game at WFU, James MacPherson passed for a season-high 241 yards and two touchdowns as the Deacons beat Oregon 38-17 in the Seattle Bowl.

MacPherson, who also ran for a score, hit Jason Anderson with TD tosses of 57 and 63 yards to earn MVP honors. Wake Forest (7-6) finished with a winning record for the second straight year. The Deacons last had consecutive winning seasons in 1987-88.

The second annual Seattle Bowl marked the first meeting between the Ducks and Demon Deacons since Dec. 31, 1992 in the Independence Bowl in Shreveport, La. Wake Forest also won that game, 39-35.

Entering the game, Wake Forest was ranked eighth nationally in rushing offense, averaging 239.9 yards a game. The Deacs ran for 256 against Oregon, even with their early emphasis passing.

The Ducks opened the game with a 45-yard field goal, but Wake Forest answered with a seven-play, 65-yard drive, topped by Ovie Mughelli's one-yard touchdown run.

MacPherson found Anderson for a 57-yard scoring pass early in the second quarter to push Wake's lead to 14-3. MacPherson also added a one-yard touchdown dash just before halftime.

MacPherson, who had just six touchdown passes going into the game, closed the third quarter with his 63-yard touchdown pass to Anderson. Chris Barclay added a 12-yard TD run late in the game for the final margin. Anderson caught three passes for a career-best 157 yards.


Scoring Summary	1	2	3	4	Total
Wake Forest	7	14	10	7	38
Oregon	3	7	7	0	17

Team Statistics	ORE	WFU
First Downs	13	23
Total Offense	290	497
Yards Rushing	129	256
Yards Passing	165	241
Passing (C-A-I)	41-20-0	16-9-0
Penalties-Yards	2-10	3-15
Fumbles-Lost	1-1	3-0

Top Individuals		
Rushing	(WFU)	Barclay 19-82-1td
	(ORE)	Smith 18-62
Passing	(WFU)	MacPherson 9-16-241-2td
	(ORE)	Clemens 19-31-161-1td
Receiving	(WFU)	Anderson 3-157-2td
	(ORE)	Howry 5-50



# POSTSEASON GAMES



## 2006 ACC CHAMPIONSHIP GAME

December 2, 2006 • Jacksonville, FL

**WF 9 GT 6**

JACKSONVILLE, Fla. (AP) — Wake Forest’s defensive players huddled near the sideline, pushing and shoving, yelling and screaming and jumping.

They were trailing 6-3 and ready to do something about it. Riley Swanson did.

Swanson intercepted a pass from Georgia Tech quarterback Reggie Ball on the next play, sparking a comeback that gave Wake its first ACC championship in 36 years.

Riley Skinner followed Swanson’s pick with long completions on consecutive drives, setting up game MVP Sam Swank’s final two field goals that gave No. 16 Wake Forest a 9-6 victory over 23rd-ranked Georgia Tech in the ACC title game.


Skinner, who grew up in Jacksonville, finished 14-for-25 for 201 yards in his homecoming —and may have had the biggest cheering section in the stadium. He was sacked four times, but he came up big when the Demon Deacons needed it most.

He hooked up with John Tereshinski for a 39-yard gain on third-and-10, setting up Swank’s second field goal, a 33-yarder with 8:27 to play. On the next possession, Skinner found Willie Idlette down the middle for a 45-yard gain, setting up a 22-yarder that turned out to be the game-winner.

Scoring Summary	1	2	3	4	Total
Wake Forest	0	3	0	6	9
Georgia Tech	3	0	0	3	6

Team Statistics	WFU	GT
First Downs	16	18
Net Yards Rushing	91	143
Net Yards Passing	201	129
Passes Attempted	25	29
Passes Completed	14	9
Total Net Yards	292	272
Turnovers	0	2
Possession	34:12	25:48

Top Individuals		
Rushing	(WFU)	Moore 16-38
	(GT)	Choice 21-100
Passing	(WFU)	Skinner 14-25-201
	(GT)	Ball 9-29-129
Receiving	(WFU)	Idlette 3-73
	(GT)	C. Johnson 8-117



## 2007 FEDEX ORANGE BOWL

January 2, 2007 • Miami, FL

 **24** **WF 13**

MIAMI, Fla. (AP) — Wake Forest finally ran out of magic.

All season long, the Deacons demonstrated an ability to conjure improbable victories in difficult situations, becoming the Cinderella of this year’s Bowl Championship Series. But when they needed one final spark — in the biggest game of the year — they came up short. No. 15 Wake Forest lost 24-13 to No. 5 Louisville in the Orange Bowl in the Deacons’ first BCS appearance. And for a team which made its name on winning the close games, losing one to end the season was tough to take.


The Deacons (11-3) entered as 10-point underdogs, and did an effective job of keeping Louisville quarterback Brian Brohm in check during the first half, holding him to 7-of-13 passing for 79 yards at halftime.

For a while, the redshirt freshman Skinner outdueled his higher-profile counterpart by completing 14 of his first 17 passes for 199 yards. His 30-yard touchdown pass to Nate Morton tied it at 10 early in the third quarter.


Scoring Summary	1	2	3	4	Total
Louisville	0	10	0	14	24
Wake Forest	0	3	7	3	13

Team Statistics	WFU	LOU
First Downs	18	23
Rushing Attempts	29	37
Net Yards Rushing	111	125
Net Yards Passing	271	332
Passes Attempted	33	35
Passes Completed	21	25
Had Intercepted	1	0
Total Net Yards	382	457
Fumbles-Lost	2-2	3-2
Punts-Average	5-38.6	4-34.0
Possession	27:36	32:24

Top Individuals		
Rushing	(WFU)	Moore 12-73
	(LOU)	Smith 16-82
Passing	(WFU)	Skinner 21-33-271
	(LOU)	Brohm 23-34-311
Receiving	(WFU)	Idlette 6-91
	(LOU)	Douglas 10-165



# POSTSEASON GAMES



## 2007 MEINEKE CAR CARE BOWL December 29, 2007 • Charlotte, NC

WF 24  10

CHARLOTTE, N.C. (AP) — Behind do-it-all receiver Kenneth Moore and a swarming defense full of big plays, Wake Forest rallied to beat fellow upstart Connecticut 24-10 in the Meineke Car Care Bowl.

The Demon Deacons had to come from behind to do it, reeling off the final 24 points after falling behind 10-0 at halftime against the Huskies, who were playing in only their second bowl game.

"We're not about losing anymore," Wake Forest cornerback Alphonso Smith said. "We're not about coming close or competing in a game."

Riley Skinner completed 29 of 38 passes for 268 yards, one touchdown and two interceptions, and ACC rookie of the year Josh Adams rushed for 81 yards and a score.

Linebacker Stanley Arnoux highlighted a series of big plays for Wake Forest with an interception and two fourth-down stops.


"Stanley Arnoux is one of those guys nobody talks about, but he might be our best defensive player," Grobe said.

Skinner put the Deacons ahead late in the third quarter by floating a pass to the left corner of the end zone for tight end John Tereshinski for a 20-yard TD.

Scoring Summary	1	2	3	4	Total
Connecticut	7	3	0	0	10
Wake Forest	0	0	14	10	24

Team Statistics	UC	WFU
First Downs	9	23
Net Yards Rushing	115	144
Net Yards Passing	98	268
Passes Attempted	29	38
Passes Completed	13	29
Total Net Yards	213	412
Turnovers	1	2
Possession	25:09	34:51

Top Individuals		
Rushing	(WFU)	Adams 19-66
	(UC)	Brown 13-72
Passing	(WFU)	Skinner 29-38-268
	(UC)	Lorenzen 13-26-98
Receiving	(WFU)	Moore 11-112
	(UC)	Kanuch 3-36



## 2008 EAGLEBANK BOWL December 20, 2008 • Washington, DC

WF 29  N 19

WASHINGTON (AP) — Riley Skinner found a perfect way to obliterate the miserable memory of his painful performance against Navy earlier this season.

Skinner went 11-for-11 and threw the go-ahead touchdown pass to Ben Wooster with 7:52 left, leading Wake Forest to a 29-19 comeback victory over the Midshipmen in the inaugural EagleBank Bowl to open the 2008 bowl season. He finished with 166 yards passing and was named the game's Most Valuable Player.

It was a rematch of a September game played at Wake Forest, when Navy took advantage of five turnovers by Skinner--four interceptions and a fumble--to pull off a 24-17 upset.

The Midshipmen scored the first 17 points in that game. But Skinner didn't flinch, directing Wake Forest (8-5) to a touchdown in the final minute of the first half and opened the third quarter with a 73-yard drive that ended with a 5-yard run by Josh Adams for a 14-13 lead.

Navy (8-5) went back in front when Kaipo-Noa Kaheaku-Enhada scored on a 2-yard run with 12:30 to go, but Skinner went 4-for-4 for 69 yards in an 80-yard drive that ended with his 8-yard pass to Wooster. Skinner then hit Devon Brown in the back of the end zone for the conversion that made it 22-19.

Kevin Harris rushed for 136 yards in his first start since 2006, and Josh Adams scored two touchdowns for Wake Forest.

Senior cornerback Alphonso Smith set an ACC record with his 21st career interception.

Scoring Summary	1	2	3	4	Total
Wake Forest	0	7	7	15	29
Navy	10	3	0	6	19

Team Statistics	WFU	NAVY
First Downs	18	12
Rushing Attempts	48	48
Net Yards Rushing	239	221
Net Yards Passing	166	32
Passes Attempted	11	7
Passes Completed	11	2
Had Intercepted	0	1
Total Net Yards	405	253
Fumbles-Lost	2-1	2-1
Punts-Average	4-40.2	3-42.3
Possession	30:07	29:53

Top Individuals		
Rushing	(WFU)	Harris 24-142
	(NAVY)	Kaheaku-Enhada 15-91
Passing	(WFU)	Skinner 11-11-166
	(NAVY)	Kaheaku-Enhada 2-7-32
Receiving	(WFU)	Boldin 4-66
	(NAVY)	Barnes 2-32



# POSTSEASON GAMES



## 2011 MUSIC CITY BOWL

December 30, 2011 • Nashville, Tenn.

**STATE** 23 **WF** 17

**NASHVILLE, Tenn.** — Mississippi State withstood a late Wake Forest rally to down the Demon Deacons 23-17 in the Franklin American Mortgage Music City Bowl at LP Field in Nashville.

The Deacons (6-7) fell victim to Mississippi State's (7-6) potent rushing attack as Vick Ballard ran for a career-high 180 yards and two touchdowns to head up the Bulldogs' 255 yards on the ground.

The loss overshadowed a career day for Wake Forest redshirt sophomore Michael Campanaro who caught 10 passes for 128 yards - both career highs.


After the Deacs had fallen behind by two scores in the fourth quarter, Jimmy Newman nailed a 46-yard field goal with 3:24 remaining in the game to cut the MSU lead to six points and Wake Forest followed by forcing a three and out to get the ball back. But Tanner Price fired incomplete on three straight passes to give the ball back to the Bulldogs, who were able to run out the clock and secure the victory.

Wake Forest forced four turnovers, its second-highest total of the season. Two of them came on interceptions by Duran Lowe, the first of his career, and Merrill Noel, along with fumble recoveries by Nikita Whitlock and Kenny Okoro to keep the Deacons within striking distance for the entire contest.

Scoring Summary	1	2	3	4	Total
Mississippi State	7	9	0	7	23
Wake Forest	7	0	7	3	17

Team Statistics	MSU	WFU
First Downs	14	21
Net Yards Rushing	253	63
Net Yards Passing	129	224
Passes Attempted	20	48
Passes Completed	12	26
Total Net Yards	382	287
Turnovers	4	0
Possession	24:10	35:50

Top Individuals	
Rushing	(MSU) Ballard 14-180 (WFU) Pendergrass 24-73
Passing	(MSU) Relf 12-19-129 (WFU) Price 24-46-214
Receiving	(MSU) Smith 5-47 (WFU) Campanaro 10-128



## 2016 MILITARY BOWL

December 27, 2016 • Annapolis, Md.

**WF** 34 **T** 26

**ANNAPOLIS, Md.** -- The Wake Forest football team jumped out to a 31-7 lead and held on to defeat No. 23-ranked Temple, 34-26, to claim the 2016 Military Bowl inside Navy-Marine Corps Memorial Stadium on Tuesday, Dec. 27. The victory was the Demon Deacons' first bowl win since 2008, and the first victory over a ranked team since 2011.

After the Owls (10-4) cut Wake Forest's (7-6) lead to 31-26 with 3:39 remaining, John Armstrong returned a kickoff 80 yards, leading to a Mike Weaver field goal with 1:59 left.

Temple returned the kickoff to its own 47-yard-line and completed a 9-yard pass, but the Deacons' defense held strong with a pass breakup by Thomas Brown and a tackle for loss by Duke Ejiolor, then an incomplete pass for a turnover on downs. Wake Forest entered victory formation and twice took a knee to seal the win.

Brown was named the Military Bowl MVP for his efforts on defense. He tied for the team lead with seven tackles, also adding a sack, 2.5 TFLs and a forced fumble, helping the Deacons shut down the Owl rushing game, limited to -20 yards.

Scoring Summary	1	2	3	4	Total
Temple	7	3	10	6	26
Wake Forest	14	17	0	3	34

Team Statistics	TEM	WFU
First Downs	21	22
Rushing Attempts	23	43
Net Yards Rushing	-20	125
Net Yards Passing	396	243
Passes Attempted	49	29
Passes Completed	28	14
Had Intercepted	1	2
Total Net Yards	376	368
Fumbles-Lost	3-1	2-0
Possession	30:57	29:03

Top Individuals	
Rushing	(WFU) Carney 17-71 (TEM) Thomas 7-35
Passing	(WFU) Wolford 10-19-183 (TEM) Walker 28-49-396
Receiving	(WFU) Washington 5-57 (TEM) Bryant 11-151



# POSTSEASON GAMES



## 2017 BELK BOWL December 29, 2017 • Charlotte, N.C.

WF 55 TAMU 52

CHARLOTTE, N.C. -- Wake Forest and Texas A&M engaged in the most entertaining bowl game of the season as the Demon Deacons came away with a 55-52 win over the Aggies on Dec. 29 in the Belk Bowl at Bank of America Stadium.

The game was a back-and-forth affair all afternoon and wasn't settled until Wake Forest running back Matt Colburn scored on a one-yard run with just 2:18 to play. The Deacon defense then forced the Aggies into a fourth down incomplection with 28 seconds remaining to seal the win.

The contest featured five lead changes and over 1,200 yards of total offense. The two teams combined to set NCAA bowl game records for total offense plays (191) and pass completions (74) by both teams. Wake Forest was led by quarterback John Wolford who, in his final college game, completed 32 of 49 passes for 400 yards and four touchdowns. Colburn had 150 yards on 21 carries including an electric 66-yard run. Wide receiver Scotty Washington caught nine passes for 138 yards and a score while tight end Cam Serigne had a touchdown reception to go with nine catches and 112 yards receiving.

Linebacker Jaboree Williams led the Deacon defense with 11 tackles and an interception while safety Cam Glenn and linebacker Justin Strnad each had 10 tackles in the contest.

Scoring Summary	1	2	3	4	Total
Wake Forest	17	1	3	14	55
Texas A&M	14	14	14	10	52

Team Statistics	WFU	TAMU
First Downs	31	32
Rushing Attempts	48	31
Net Yards Rushing	246	115
Net Yards Passing	400	499
Passes Attempted	49	63
Passes Completed	32	42

Top Individuals		
Rushing	(WFU)	Colburn 21-150
	(TAMU)	T. Williams 7-65
Passing	(WFU)	Wolford 32-49-400
	(TAMU)	Starkel 42-63-499
Receiving	(WFU)	Washington 9-138
	(TAMU)	Kirk 13-189



# SERIES RECORDS

Opponent	G	W-L-T	First	Last	Streak
Air Force	1	0-1-0	1998	1998	L1
Appalachian State	23	15-7-1	1975	2017	W2
Arizona State	1	1-0-0	1999	1999	W1
Army West Point	16	11-5-0	1945	2016	L1
Asheville Athletics	1	1-0-0	1892	1892	W1
Atlantic Christian	1	1-0-0	1922	1922	W1
Auburn	8	2-6-0	1958	1982	L1
Baltimore	1	1-0-0	1930	1930	W1
Baylor	6	1-5-0	1948	2009	L1
<b>Boston College</b>	<b>25</b>	<b>10-13-2</b>	<b>1941</b>	<b>2017</b>	<b>W1</b>
Boston University	2	2-0-0	1985	1986	W2
Camp Davis	2	1-1-0	1941	1943	L1
Carson-Newman	1	1-0-0	1932	1932	W1
Catawba	1	1-0-0	1929	1929	W1
Catholic	2	0-2-0	1932	1933	L2
Chattanooga	1	1-0-0	1946	1946	W1
Citadel, The	3	2-1-0	1910	1980	W2
<b>Clemson</b>	<b>83</b>	<b>17-65-1</b>	<b>1933</b>	<b>2017</b>	<b>L9</b>
Connecticut	3	2-1-0	2003	2007	W2
Davidson	30	11-15-4	1908	1972	W5
Delaware	2	2-0-0	1932	2016	W2
<b>Duke</b>	<b>98</b>	<b>38-58-2</b>	<b>1889</b>	<b>2017</b>	<b>L1</b>
Duquesne	3	3-0-0	1947	1949	W3
East Carolina	8	6-2-0	1963	2005	W5
Elon	11	10-0-1	1920	2015	W4
Emory & Henry	1	0-1-0	1934	1934	L1
Erskine	3	3-0-0	1931	1937	W3
Florence YMCA	1	1-0-0	1915	1915	W1
Florida	4	0-4-0	1923	1957	L4
<b>Florida State</b>	<b>36</b>	<b>6-29-1</b>	<b>1956</b>	<b>2017</b>	<b>L6</b>
Furman	18	7-11-0	1917	1977	W2
Gallaudet	2	1-1-0	1913	1915	W1
Gardner-Webb	2	2-0-0	2011	2014	W2
George Washington	12	9-3-0	1934	1954	W8
Georgetown	3	2-1-0	1946	1949	L1
Georgia	3	2-1-0	1943	1979	W2
Georgia Tech	31	8-23-0	1917	2017	L3
Greensboro AAB	1	0-1-0	1943	1943	L1
Guilford	12	11-0-1	1916	1934	W6
Hampden-Sydney	3	1-1-1	1917	1922	W1
High Point	1	1-0-0	1927	1927	W1
Horner Academy	2	2-0-0	1910	1912	W2
Houston	2	0-2-0	1967	1970	L2
Illinois State	1	1-0-0	1988	1988	W1
Indiana	2	1-1-0	2015	2016	W1
Kansas State	2	1-1-0	1975	1976	W1
Lenoir-Rhyne	1	1-0-0	1925	1925	W1
Liberty	2	2-0-0	2006	2012	W2
Louisiana State	3	0-3-0	1960	1979	L3
<b>Louisville</b>	<b>5</b>	<b>1-4-0</b>	<b>2006*</b>	<b>2017</b>	<b>W1</b>
Lynchburg	3	2-1-0	1922	1924	W2
Marshall	3	2-1-0	1939	1941	L1
Maryland	62	18-43-1	1917	2013	W1
Maryville	1	1-0-0	1909	1909	W1
Medical College of Virginia	1	0-1-0	1912	1912	L1
Memphis	4	2-2-0	1964	1967	L1
Mercer	4	2-2-0	1927	1930	W2
Michigan	2	0-2-0	1976	1988	L2
Minnesota	1	0-1-0	1968	1968	L2
Miami (Fla.)	11	3-8-0	1928	2013	L7

Opponent	G	W-L-T	First	Last	Streak
Mississippi	2	2-0-0	2006	2008	W2
Mississippi State	1	0-1-0	2011	2011	L1
Navy	12	7-5-0	1929	2010	L2
Nebraska	3	0-3-0	1970	2007	L3
Norfolk Blues	1	0-1-0	1910	1910	L1
North Carolina	106	35-69-2	1888	2015	L1
North Carolina A&T	1	1-0-0	2004	2004	W1
Northern Illinois	2	1-1-0	2001	2002	L1
NC Medical College	2	1-1-0	1909	1912	W1
NC Pre-Flight	1	1-0-0	1943	1943	W1
<b>NC State</b>	<b>111</b>	<b>39-66-6</b>	<b>1895</b>	<b>2017</b>	<b>W1</b>
Northwestern	4	2-2-0	1991	1997	W2
<b>Notre Dame</b>	<b>4</b>	<b>0-4-0</b>	<b>2011</b>	<b>2017</b>	<b>L4</b>
Oglethorpe	1	0-1-0	1931	1931	L1
Oklahoma	1	0-1-0	1974	1974	L1
Oregon	2	2-0-0	1992	2002	W2
Penn State	1	0-1-0	1974	1974	L1
<b>Pitt</b>		<b>first meeting</b>			
Presbyterian	13	8-4-1	1926	2017	W8
Purdue	5	1-4-0	1968	2003	L1
Quantico Marines	1	0-1-0	1927	1927	L1
Randolph-Macon	1	1-0-0	1938	1938	W1
<b>Rice</b>	<b>2</b>	<b>0-1-1</b>	<b>1989</b>	<b>1990</b>	<b>L1</b>
Richmond	17	9-7-1	1889	1987	W4
Richmond Blues	1	1-0-0	1915	1915	W1
Roanoke	2	2-0-0	1911	1914	W2
Rutgers	2	2-0-0	1997	1999	W2
Sewanee Club (Va.)	1	1-0-0	1919	1919	W1
South Carolina	56	20-34-2	1909	1987	L7
Southern Methodist	3	0-3-0	1949	1975	L3
Stanford	2	1-1-0	2009	2010	L1
<b>Syracuse</b>	<b>7</b>	<b>3-4-0</b>	<b>2006</b>	<b>2017</b>	<b>W2</b>
Temple	2	1-1-0	1930	2016	W1
Tennessee	9	3-6-0	1892	1985	L4
Texas	1	0-1-0	1973	1973	L1
Texas A&M	1	1-0-0	2017	2017	W1
Texas Christian	1	0-1-0	1952	1952	L1
Texas Tech	2	0-2-0	1940	1941	L2
<b>Towson</b>		<b>first meeting</b>			
<b>Tulane</b>	<b>3</b>	<b>1-2-0</b>	<b>1959</b>	<b>2016</b>	<b>W1</b>
Tulsa	3	3-0-0	1967	1989	W3
UAB	1	1-0-0	1999	1999	W1
ULM	2	0-2-0	2013	2014	L2
USS Franklin	3	2-1-0	1910	1914	W2
Utah State	2	1-1-0	2014	2017	W1
Vanderbilt	16	6-10-0	1964	2013	L3
Villanova	4	2-2-0	1952	1988	W1
Virginia	49	15-34-0	1889	2016	W3
Virginia Military	7	3-2-2	1892	1944	W3
Virginia Tech	37	12-24-1	1916	2014	W1
Warrenton Prep	3	3-0-0	1908	1911	W3
Washington & Lee	9	2-7-0	1892	1924	W1
West Virginia	2	0-2-0	1955	1957	L2
Western Carolina	3	3-0-0	1982	1991	W3
Western Maryland	2	1-1-0	1938	1939	W1
William Jewell	1	1-0-0	1940	1940	W1
William & Mary	20	10-9-1	1921	1985	W3
Wofford	7	6-0-1	1914	1937	W3

\* The 2007 Louisville contest occurred during the 2006 season

# SERIES RESULTS

## BOSTON COLLEGE

**Overall: BC leads, 13-10-2**

All Games at WFU: 3-4  
 Games at BB&T Field: 3-4  
 All Games at BC: 7-9-1  
 Games at Alumni Stadium: 4-5  
 All Neutral site games: 0-0-1  
 Dave Clawson vs. BC: 2-2  
 Steve Addazio vs. WFU: 3-2  
 Last WFU Win: 34-10 (9/9/17), at BC  
 Last BC Win: 17-14 (11/26/16), at BB&T Field  
 Last WFU win at BC: 34-10 (9/9/17)  
 Last BC win at WFU: 17-14 (11/26/16)  
 Current Streak: WFU, 1  
 Longest WFU Streak: 2 (1946-47; 2003-04; 2011-12)  
 Longest BC Streak: 4 (2007-10)  
 Largest WFU win: 24 in 2017  
 Largest BC win: 27 in 1942

9/9/2017	W	A	34-10
11/26/2016	L	H	14-17
10/10/2015	W	A	3-0
10/25/2014	L	H	17-23
9/6/2013	L	A	10-24
11/3/2012	W	H	28-14
10/1/2011	W	A	27-19
11/6/2010	L	H	13-23
9/26/2009	L	A	24-27 (ot)
11/22/2008	L	H	21-24
9/1/2007	L	A	28-38
11/4/2006	W	H	21-14
10/15/2005	L	A	30-35
9/25/2004	W	H	17-14
8/30/2003	W	A	32-28
11/7/1953	L	A <sup>2</sup>	7-20
10/4/1952	T	N <sup>1</sup>	7-7
9/21/1951	W	A	20-6
9/22/1950	T	A	7-7
9/30/1949	L	A	7-13
9/24/1948	L	A	9-26
11/8/1947	W	A	14-13
9/27/1946	W	A	12-6
10/24/1942	L	A <sup>2</sup>	0-27
11/8/1941	L	A	6-26

1 - Winston-Salem, NC  
 2 - at Fenway Park

## CLEMSON

**Overall: Clemson leads, 65-17-1**

All Games at WFU: 10-23-1  
 Games at BB&T Field: 6-19-1  
 All Games at Clemson: 7-38  
 Games at Memorial Stadium: 7-33  
 All Neutral site games: 0-4  
 Dave Clawson vs. Clemson: 0-4  
 Dabo Swinney vs. WFU: 9-0  
 Last WFU Win: 12-7 (10/9/08), BB&T Field  
 Last CU Win: 28-14 (10/7/17), at CU  
 Last WFU win at Clemson: 29-19 (9/26/98)  
 Last CU win at WFU: 35-13 (11/19/16)  
 Current Streak: Clemson, 9  
 Longest WFU Streak: 6 (1942-47)  
 Longest CU Streak: 15 (1977-91)  
 Largest WFU win: 29 in 1943  
 Largest Clemson win: 58 in 1981

10/7/2017	L	A	14-28
11/19/2016	L	H	13-35
11/21/2015	L	A	13-33

11/6/2014	L	H	20-34
9/28/2013	L	A	7-56
10/25/2012	L	H	13-42
11/12/2011	L	A	28-31
11/20/2010	L	H	10-30
10/17/2009	L	A	3-38
10/9/2008	W	H	12-7
11/10/2007	L	A	10-44
10/7/2006	L	H	17-27
10/1/2005	W	H	31-27
9/4/2004	L	A	30-37 (2ot)
11/1/2003	W	H	45-17
10/19/2002	L	A	23-31
10/27/2001	L	H	14-21
9/16/2000	L	A	7-55
10/30/1999	L	H	3-12
9/26/1998	W	A	29-19
11/1/1997	L	H	16-33
9/28/1996	L	A	10-21
9/16/1995	L	H	14-29
10/29/1994	L	A	8-24
10/16/1993	W	A	20-16
10/31/1992	W	H	18-15
11/2/1991	L	A	10-28
10/27/1990	L	H	6-24
10/28/1989	L	A	10-44
10/29/1988	L	H	21-38
10/31/1987	L	A	17-31
11/1/1986	L	H	20-28
11/2/1985	L	A	10-26
11/3/1984	L	A	14-37
10/29/1983	L	A	17-24
11/27/1982	L	N <sup>1</sup>	17-21
10/31/1981	L	A	24-82
11/1/1980	L	H	33-35
11/3/1979	L	A	0-31
11/4/1978	L	H	6-51
10/29/1977	L	A	0-26
10/9/1976	W	H	20-14
10/11/1975	L	A	14-16
11/2/1974	L	H	9-21
11/3/1973	L	A	8-35
10/28/1972	L	H	0-31
10/30/1971	L	A	9-10
10/17/1970	W	H	36-20
10/18/1969	L	A	14-28
9/21/1968	T	H	20-20
9/23/1967	L	A	6-23
10/29/1966	L	H	21-23
10/30/1965	L	A	13-26
10/17/1964	L	H	2-21
11/2/1963	L	A	0-36
10/6/1962	L	H	7-24
10/14/1961	W	A	17-13
9/24/1960	L	H	7-28
11/21/1959	L	A	31-33
11/1/1958	L	A	12-14
11/23/1957	L	A	6-13
10/19/56	L	H	0-17
10/29/1955	L	A	13-19
10/30/1954	L	N <sup>2</sup>	20-32
10/31/1953	L	A	0-18
11/3/1951	L	A	6-21
10/28/1950	L	H	12-13
10/29/1949	W	A	35-21
11/13/1948	L	N <sup>3</sup>	14-21
10/4/1947	W	A	16-14
10/12/1946	W	H	19-7
12/1/1945	W	A	13-6

11/4/1944	W	H	13-7
10/30/1943	W	A	41-12
10/31/1942	W	H	19-6
11/15/1941	L	A	0-29
10/12/1940	L	A	0-39
11/11/1939	L	A	7-20
10/28/1938	L	H	0-7
10/31/1937	L	A	0-32
10/5/1936	W	H	6-0
10/5/1935	L	A	7-13
11/4/1933	L	N <sup>2</sup>	0-13

1 - Mirage Bowl/Tokyo, Japan;  
 2 - Charlotte, NC;  
 3 - Winston-Salem, NC

## DUKE

**Overall: Duke leads, 58-38-2**

All Games at WFU: 17-27-2  
 Games at BB&T Field: 12-13-1  
 All Games at Duke: 11-27  
 Games at Wallace Wade Stadium: 19-26  
 All Neutral site games: 0-4  
 Dave Clawson vs. Duke: 2-3  
 David Cutcliffe vs. WFU: 5-5  
 Last WFU Win: 24-14 (9/10/16), at Duke  
 Last Duke Win: 31-23 (11/25/17), at BB&T Field  
 Last WFU at Duke: 24-14 (9/10/16)  
 Last Duke win at WFU: 31-23 (11/25/17)  
 Current Streak: Duke, 1  
 Longest WFU Streak: 12 (2000-2011)  
 Longest Duke Streak: 12 (1952-63)  
 Largest WFU win: 38 in 2005  
 Largest Duke win: 67 in 1937

11/25/2017	L	H	23-31
9/10/2016	W	A	24-14
11/28/2015	L	H	21-27
11/29/2014	L	A	21-41
11/23/2013	L	H	21-28
10/29/2012	L	H	27-34
10/22/2011	W	A	24-23
9/11/2010	W	H	54-48
11/21/2009	W	A	45-34
11/1/2008	W	H	33-30 (ot)
10/6/2007	W	A	41-36
9/9/2006	W	H	14-13
10/29/2005	W	A	44-6
10/30/2004	W	H	24-22
10/18/2003	W	A	42-13
10/12/2002	W	H	36-10
10/13/2001	W	A	42-35
11/4/2000	W	H	28-26
11/13/1999	L	A	35-48
10/10/1998	L	H	16-19
10/25/1997	W	A	38-24
11/16/1996	W	H	17-16
10/28/1995	L	A	26-42
10/22/1994	L	H	26-51
10/23/1993	L	H	13-21
11/7/1992	W	A	28-14
11/9/1991	W	H	31-14
11/3/1990	L	A	20-57
11/4/1989	L	H	35-52
11/5/1988	W	A	35-16
11/7/1987	W	H	30-27
11/8/1986	L	A	36-38
11/9/1985	W	H	27-7
11/10/1984	W	A	20-16
11/5/1983	L	H	21-31

11/6/1982	L	A	26-46
11/7/1981	L	H	10-31
11/8/1980	W	A	27-24
11/10/1979	W	H	17-14
11/11/1978	L	A	0-3
11/5/1977	L	H	14-38
11/6/1976	W	A	38-17
11/8/1975	L	H	14-42
11/9/1974	L	A	7-23
11/10/1973	T	H	7-7
11/11/1972	W	A	9-7
11/13/1971	W	H	23-7
11/7/1970	W	A	28-14
10/11/1969	L	H	20-27
11/16/1968	L	A	3-18
9/16/1967	L	N <sup>1</sup>	13-31
11/13/1965	L	A	7-40
11/7/1964	W	H	20-7
11/9/1963	L	A	7-39
11/17/1962	L	H	0-50
10/7/1961	L	A	3-23
11/12/1960	L	H	7-34
11/14/1959	L	A	15-27
11/15/1958	L	H	0-29
10/19/1957	L	A	7-34
11/17/1956	L	H	0-26
11/19/1955	L	A	0-14
11/13/1954	L	H	21-28
9/26/1953	L	A	0-19
11/15/1952	L	H	7-14
11/10/1951	W	A	19-13
11/11/1950	W	A	13-7
11/5/1949	W	A	27-7
11/5/1948	W	A	27-20
11/6/1947	L	H	6-13
11/9/1946	L	A	0-13
10/13/1945	L	H	19-26
11/11/1944	L	A	0-34
10/3/1942	W	H	20-7
9/27/1941	L	A	14-43
10/26/1940	L	H	0-23
10/28/1939	L	A	0-6
10/22/1938	L	H <sup>2</sup>	0-7
11/4/1937	L	A	0-67
11/7/1936	L	H	0-20
9/21/1935	L	N <sup>3</sup>	7-26
11/10/1934	L	A	7-28
10/7/1933	L	A	0-22
10/21/1932	L	A	0-9
10/24/1931	L	A	0-28
11/22/1930	T	H	13-13
11/23/1929	L	A	0-20
11/10/1928	L	A	0-38
10/29/1927	L	H	6-32
10/30/1926	W	N <sup>4</sup>	21-0
11/7/1925	W	A	21-3
11/11/1924	W	A	32-0
11/10/1923	W	H	16-6
11/11/1922	L	H	0-3
11/11/1921	L	H	0-17
10/17/1893	L	N <sup>1</sup>	6-12
11/27/1889	L	H	4-8
3/29/1889	W	H	32-0

1 - Raleigh, NC; 2 - Winston-Salem, NC;  
 3 - Greensboro, NC; 4 - Goldsboro, NC

# SERIES RESULTS

## FLORIDA STATE

**Overall: FSU leads, 29-6-1**

All Games at WFU: 3-9  
 Games at BB&T Field: 3-9  
 All Games at FSU: 3-19-1  
 Games at Bobby Bowden Field: 3-19-1  
 All Neutral site games: 0-1  
 Dave Clawson vs. FSU: 0-4  
 Willie Taggart vs. WFU: 0-0  
 Last WFU Win: 35-30 (10/8/11), at BB&T Field  
 Last FSU Win: 26-19 (9/30/17), at BB&T Field  
 Last WFU win at FSU: 12-3 (9/20/08)  
 Last FSU win at WFU: 26-19 (9/30/17)  
 Current Streak: FSU, 6  
 Longest WFU Streak: 3 (2006-2009)  
 Longest FSU Streak: 14 (1992-2005)  
 Largest WFU win: 30 in 2006  
 Largest FSU win: 59 in 1995

9/30/2017	L	H	19-26
10/15/2016	L	A	6-17
10/3/2015	L	H	16-24
10/4/2014	L	A	3-43
11/9/2013	L	H	3-59
9/15/2012	L	A	0-52
10/8/2011	W	H	35-30
9/25/2010	L	A	0-31
11/14/2009	L	H	28-41
9/20/2008	W	A	12-3
10/11/2007	W	H	24-21
11/11/2006	W	A	30-0
10/8/2005	L	A	24-41
10/23/2004	L	H	17-20
10/25/2003	L	A	48-24
11/2/2002	L	H	34-21
9/29/2001	L	A	24-48
11/11/2000	L	H	6-35
10/16/1999	L	A	10-33
11/14/1998	L	H	7-24
11/15/1997	L	A	7-58
11/9/1996	L	N <sup>1</sup>	7-44
10/14/1995	L	A	13-72
9/17/1994	L	H	14-56
10/30/1993	L	A	0-54
9/26/1992	L	A	7-35
9/15/1973	W	H	9-7
9/26/1970	L	A	14-19
11/23/1968	L	A	24-42
11/19/1966	L	A	0-28
11/6/1965	L	A	0-35
10/12/1963	L	A	0-35
10/1/1960	L	A	6-14
9/19/1959	W	A	22-20
10/4/1958	L	A	24-27
10/20/1956	T	A	14-14

1 - Orlando, FL

## GEORGIA TECH

**Overall: GT leads, 23-8**

All Games at WFU: 2-9  
 Games at BB&T Field: 2-9  
 All Games at GT: 5-14  
 Games at Bobby Dodd Stadium: 5-14  
 Dave Clawson vs. GT: 0-1  
 Paul Johnson vs. WFU: 3-2  
 Last WFU Win: 9-6 (12/2/06) in ACC Champ<sup>1</sup>  
 Last GT Win: 38-24 (10/21/17), † GT  
 Last WFU win at GT: 24-21 (10/5/02)  
 Last GT win at WFU: 24-20 (10/2/10)  
 Current Streak: GT, 3  
 Longest WFU Streak: 3 (1986-88)  
 Longest GT Streak: 8 (1917-1985)  
 Largest WFU win: 27 in 1987  
 Largest GT win: 44 in 1920

10/21/2017	L	A	24-38
10/2/2010	L	H	20-24
11/7/2009	L	A	27-30 (ot)
12/2/2006	W	N <sup>1</sup>	9-6
11/5/2005	L	A	17-30
10/11/2003	L	H	7-24
10/5/2002	W	A	24-21
11/17/2001	L	H	33-38
10/14/2000	L	A	20-52
11/20/1999	W	H	26-23
11/21/1998	L	A	35-63
9/20/1997	L	H	26-28
9/14/1996	L	A	10-30
11/4/1995	L	H	23-24
11/19/1994	W	A	20-13
11/13/1993	L	H	28-38
11/14/1992	W	A	23-10
11/16/1991	L	A	3-27
11/17/1990	L	H	7-42
11/18/1989	L	A	14-43
11/12/1988	W	H	28-24
11/21/1987	W	A	33-6
11/22/1986	W	H	24-21
11/27/1985	L	A	10-41
11/17/1984	L	H	7-24
11/12/1983	L	A	33-49
11/13/1982	L	H	7-45
9/24/1921	L	A	0-42
9/25/1920	L	A	0-44
10/6/1919	L	A	0-14
9/27/1917	L	A	0-33

1 - ACC Championship Game/Jacksonville, FL

## LOUISVILLE

**Overall: Louisville leads, 4-1**

All Games at WFU: 1-1  
 Games at BB&T Field: 1-1  
 All Games at Louisville: 0-2  
 Games at Papa John's Cardinal Stadium: 0-2  
 All Neutral site games: 0-1  
 Dave Clawson vs. Louisville: 1-3  
 Bobby Petrino vs. WFU: 4-1  
 Last WFU Win: 42-32 (10/28/17) at BB&T Field  
 Last Louisville Win: 44-12 (11/12/16) at UL  
 Last WFU win at Louisville: --  
 Last Louisville win at WFU: 20-19 (10/30/15)  
 Current Streak: WFU, 1  
 Longest WFU Streak: 1 (2017-pres.)  
 Longest Louisville Streak: 4, (2006-16)  
 Largest WFU win: 10 in 2017  
 Largest Louisville win: 32 in 2016

10/28/2017	W	H	42-32
11/12/2016	L	A	12-44
10/30/2015	L	H	19-20
9/27/2014	L	A	10-20
1/2/2007	L	N <sup>1</sup>	13-24

1 - Orange Bowl/Miami, FL

## MIAMI (FL)

**Overall: Miami leads, 8-3**

All Games at WFU: 0-4  
 Games at BB&T Field: 0-3  
 All Games at Miami: 3-4  
 Games at Sun Life Stadium: 0-2  
 Dave Clawson vs. Miami: 0-0  
 Mark Richt vs. WFU: 0-0  
 Last WFU Win: 27-0 (1944) at Miami  
 Last UM Win: 24-21 (10/26/13), at UM  
 Last WFU win at Miami: 27-0 (10/27/44)  
 Last Miami win at WFU: 28-27 (10/31/09)  
 Current Streak: UM, 7  
 Longest WFU Streak: 2 (1939, 1944)  
 Longest UM Streak: 7 (1969-current)  
 Largest WFU win: 33 in 1939  
 Largest Miami win: 45 in 2004

10/26/2013	L	A	21-24
10/31/2009	L	H	27-28
10/25/2008	L	A	10-16
11/12/2005	L	H	17-47
11/20/2004	L	A	7-52
9/25/1971	L	H	10-29
11/21/1969	L	A	7-49
10/27/1944	W	A	27-0
10/6/1939	W	A	33-0
11/15/1935	L	H	0-3
12/25/1928	W	A	13-6

## NORTH CAROLINA

**Overall: UNC leads, 69-35-2**

All Games at WFU: 16-30  
 Games at BB&T Field: 7-14  
 All Games at UNC: 19-38-2  
 Games at Kenan Stadium: 17-29-2  
 All Neutral site games: 0-1  
 Dave Clawson vs. UNC: 0-1  
 Larry Fedora vs. WFU: 1-1  
 Last WFU Win: 28-27 (9/8/12), BB&T Field  
 Last UNC Win: 50-14 (10/17/11), at UNC  
 Last WFU win at UNC: 24-17 (11/28/06)  
 Last UNC win at WFU: 31-24 (11/13/04)  
 Current Streak: UNC, 1  
 Longest WFU Streak: 4 (1924-27, 1965-68)  
 Longest UNC Streak: 17 (1893-1923)  
 Largest WFU win: 65 in 1928  
 Largest UNC win: 36 in 2015

10/19/2015	L	A	14-50
9/8/2012	W	H	28-27
10/29/2011	L	A	24-49
10/27/2007	W	H	37-10
10/28/2006	W	A	27-17
11/13/2004	L	H	24-31
11/8/2003	L	A	34-42
10/26/2002	W	H	31-0
11/10/2001	W	A	32-31
9/9/2000	L	H	14-35
11/6/1999	W	A	19-3
10/24/1998	L	H	31-38
10/11/1997	L	A	12-30
10/5/1996	L	H	6-45
10/21/1995	L	A	7-31
11/12/1994	L	H	0-50
10/9/1993	L	A	35-45
9/5/1992	L	H	17-35
10/12/1991	L	A	10-24
10/6/1990	L	H	24-31
10/7/1989	W	A	17-16
10/8/1988	W	H	42-24
10/10/1987	W	A	22-14
10/11/1986	L	H	30-40
10/12/1985	L	A	14-34
10/13/1984	W	H	14-3
10/8/1983	L	A	10-30
10/9/1982	L	H	7-24
10/10/1981	L	A	10-48
10/11/1980	L	H	9-27
10/13/1979	W	A	24-19
10/14/1978	L	H	29-34
10/8/1977	L	A	3-24
10/30/1976	L	H	14-34
11/1/1975	W	A	21-9
9/21/1974	L	H	0-31
11/17/1973	L	A	0-42
10/21/1972	L	H	0-21
10/23/1971	L	A	3-7
10/24/1970	W	H	14-13
10/25/1969	L	A	3-23
10/26/1968	W	H	48-31
10/28/1967	W	A	20-10
10/22/1966	W	A	3-0
10/23/1965	W	H	12-10
10/3/1964	L	A	0-23
10/5/1963	L	H	0-21
10/27/1962	L	A	14-23
11/25/1961	W	H	17-14
10/15/1960	W	A	13-12

# SERIES RESULTS

10/24/1959	L	H	19-21
10/25/1958	L	A	7-26
10/26/1957	L	H	7-14
10/27/1956	T	A	6-6
10/22/1955	W	H	25-0
10/23/1954	L	A	7-14
10/10/1953	L	H	13-18
10/18/1952	W	A	9-7
10/27/1951	W	H	39-7
10/14/1950	W	A	13-7
10/15/1949	L	A	14-28
10/9/1948	L	H	6-28
10/11/1947	W	A	19-7
11/16/1946	L	A	14-26
11/17/1945	W	A	14-13
9/23/1944	W	A	7-0
9/26/1942	L	A	0-6
10/25/1941	W	H	13-0
9/28/1940	W	A	12-0
9/30/1939	L	A	6-36
9/24/1938	L	A	6-14
10/16/1937	L	H	0-28
9/26/1936	L	N <sup>1</sup>	7-14
9/28/1935	L	A	0-14
9/29/1934	L	A	0-21
11/11/1933	L	A	0-26
9/24/1932	T	A	0-0
9/26/1931	L	A	0-37
9/27/1930	L	A	7-13
9/28/1929	L	A	0-48
9/29/1928	L	A	0-65
9/24/1927	W	A	9-8
9/25/1926	W	H	13-0
9/26/1925	W	A	6-0
9/27/1924	W	H	7-6
9/29/1923	L	A	0-22
9/30/1922	L	N <sup>2</sup>	3-62
10/1/1921	L	A	0-21
10/2/1920	L	A	0-6
10/18/1919	L	A	0-6
9/30/1916	L	A	0-20
10/9/1915	L	A	0-35
10/10/1914	L	N <sup>3</sup>	7-12
11/14/1914	L	N <sup>4</sup>	0-53
11/15/1913	L	N <sup>4</sup>	0-29
11/15/1913	L	A	0-7
10/12/1912	L	A	2-9
10/7/1911	L	A	3-12
10/22/1910	L	A	0-37
10/21/909	L	A	0-18
9/17/1908	L	A	0-17
11/18/1893	L	N <sup>3</sup>	0-40
1891	W		forfeit
11/22/1889	W	A	18-8
3/1/1889	L	N <sup>3</sup>	0-33
10/18/1888	W	N <sup>3</sup>	6-4

1 - Charlotte, NC; 2 - Goldsboro, NC;  
3 - Raleigh, NC; 4 - Durham, NC

## NC STATE

**Overall: NC State leads 66-39-6**

All Games at WFU: 20-30-2  
Games at BB&T Field: 12-13  
All Games at NCSU: 19-36-4  
Games at Carter-Finley Stadium: 5-21  
Dave Clawson vs. NCSU: 1-3  
Dave Doeren vs. WFU: 3-2  
Last WFU Win: 30-24 (11/18/17), BB&T Field  
Last NCSU Win: 33-16 (10/1/16) at Raleigh  
Last WFU win at NCSU: 25-23 (10/14/06)  
Last NCSU win at WFU: 35-17 (10/24/15)  
Current Streak: WF, 1  
Longest WFU Streak: 4 (1951-54)  
Longest NCSU Streak: 10 (1908-17)  
Largest WFU win: 48 in 1943  
Largest NCSU win: 76 in 1908

11/18/2017	W	H	30-24
10/1/2016	L	A	16-33
10/24/2015	L	H	17-35
11/15/2014	L	A	13-42
10/5/2013	W	H	28-13
11/10/2012	L	A	6-37
9/10/2011	W	H	34-27
11/13/2010	L	A	3-38
10/3/2009	W	H	30-24
11/15/2008	L	A	21-17
11/17/2007	W	H	37-10
10/14/2006	W	A	25-23
10/22/2005	W	H	27-19
10/2/2004	L	A	21-27 (ot)
9/6/2003	W	H	38-24
9/14/2002	L	A	32-13
10/6/2001	L	H	14-17
11/25/2000	L	A	14-32
9/25/1999	W	H	31-7
11/7/1998	L	A	27-38
9/25/1997	W	H	19-18
11/23/1996	L	A	22-37
11/18/1995	L	H	23-52
10/15/1994	L	A	3-34
9/11/1993	L	H	16-34
11/21/1992	L	A	14-42
9/21/1991	L	H	3-30
9/15/1990	L	A	15-20
9/16/1989	L	H	17-27
9/17/1988	L	A	6-14
9/19/1987	W	H	21-3
9/20/1986	L	A	38-42
9/21/1985	L	H	17-20
9/22/1984	W	A	24-15
10/1/1983	L	H	15-38
9/18/1982	L	A	0-30
9/12/1981	L	H	23-28
9/27/1980	W	A	27-7
9/29/1979	L	A	14-17
9/30/1978	L	H	10-34
9/24/1977	L	A	14-41
9/11/1976	W	H	20-18
9/13/1975	W	A	30-22
9/7/1974	L	H	15-33
11/24/1973	L	A	13-52
10/14/1972	L	H	13-42
10/9/1971	L	A	14-21
11/14/1970	W	H	16-13
9/13/1969	W	A	22-21
9/14/1968	L	H	6-10
10/21/1967	L	A	7-24

10/1/1966	L	H	12-15
9/25/1965	L	A	11-13
11/20/1964	W	H	27-13
11/22/1963	L	A	0-42
11/22/1962	L	H	3-27
10/21/1961	L	A	0-7
11/5/1960	L	H	12-14
10/17/1959	W	A	17-14
10/11/1958	W	H	13-7
11/2/1957	L	A	0-19
11/3/1956	W	H	13-0
10/15/1955	T	A	13-13
10/23/1954	W	H	26-0
10/17/1953	W	A	20-7
11/1/1952	W	H	21-6
9/29/1951	W	A	21-6
11/18/1950	T	H	6-6
11/12/1949	L	A	14-27
10/9/1948	W	H	34-13
11/15/1947	L	A	0-20
10/19/1946	L	H	6-14
10/20/1945	W	A	19-18
10/21/1944	W	A	21-7
10/16/1943	W	A	54-6
10/17/1942	T	A	0-0
10/18/1941	W	A	7-0
11/9/1940	W	A	20-14
10/14/1939	W	A	32-0
10/15/1938	L	A	7-19
10/23/1937	L	H	0-20
10/3/1936	W	A	9-0
10/12/1935	L	A	6-21
10/6/1934	W	A	13-12
10/21/1933	T	A	0-0
10/15/1932	T	A	0-0
10/16/1931	W	A	6-0
10/16/1930	W	A	7-0
10/17/1929	L	A	6-8
10/18/1928	L	A	0-37
10/13/1927	L	A	7-30
11/29/1926	L	A	3-7
11/14/1925	L	A	0-6
11/22/1924	W	A	12-0
11/24/1923	W	A	14-0
11/25/1922	L	H	0-32
11/19/1921	L	A	0-14
11/25/1920	L	A	7-49
11/27/1919	L	A	7-21
11/23/1918	W	A	21-0
10/18/1917	L	A	6-17
10/19/1916	L	A	0-6
10/16/1915	L	A	0-7
10/3/1914	L	A	0-51
11/1/1913	L	A	0-37
11/2/1912	L	H	0-12
11/18/1911	L	A	6-13
11/19/1910	L	A	3-28
9/30/1908	L	H	0-76
11/21/1908	L	H	0-25
10/19/1895	T	A	4-4

## NOTRE DAME

**Overall: Notre Dame leads, 4-0**

All Games at WFU: 0-1  
Games at BB&T Field: 0-1  
All Games at Notre Dame: 0-3  
Games at the Notre Dame Stadium: 0-3  
Dave Clawson vs. Notre Dame: 0-2  
Brian Kelly vs. WFU: 4-0  
Last WFU Win: --  
Last ND Win: 48-37 (11/4/17) at ND  
Last WFU win at ND: --  
Last ND win at WFU: 24-17 (11/5/11)  
Current Streak: Notre Dame, 4  
Longest WFU Streak: --  
Longest ND Streak: 4 (2011-Present)  
Largest WFU win: --  
Largest ND win: 38 in 2012

11/4/2017	L	A	37-48
11/14/2015	L	A	7-28
11/17/2012	L	A	0-38
11/5/2011	L	H	17-24

## PITT

**Overall: 0-0**

Dave Clawson vs. Pitt: 0-0  
Pat Narduzzi vs. WFU: 0-0

## RICE

**Overall: Rice leads, 1-0-1**

All Games at WFU: 0-0-1  
Games at BB&T Field: 0-0-1  
All Games at Rice: 0-1  
Games at the Rice Stadium: 0-1  
Dave Clawson vs. Rice: 0-0  
Mike Bloomgren vs. WFU: 0-0  
Last WFU Win: --  
Last Rice Win: 33-17 (9/1/90) at Rice  
Last WFU win at Rice: --  
Last Rice win at WFU: --  
Current Streak: Rice, 1  
Longest WFU Streak: --  
Longest Rice Streak: 1 (1990-Present)  
Largest WFU win: --  
Largest ND win: 16 in 1990

9/1/1990	L	A	17-33
9/30/1989	T	H	17-17

# SERIES RESULTS

## SYRACUSE

**Overall: Syracuse leads, 4-3**

All Games at WFU: 2-1  
 Games at BB&T Field: 2-1  
 All Games at SU: 1-3  
 Games at the Carrier Dome: 1-3  
 Dave Clawson vs. SU: 2-2  
 Dino Babers vs. WFU: 0-2  
 Last WFU Win: 64-43 (11/11/17) at SU  
 Last SU Win: 30-17 (9/12/15) at SU  
 Last WFU win at SU: 64-43 (11/11/17)  
 Last SU win at WFU: 30-7 (10/18/14)  
 Current Streak: WFU, 2  
 Longest WFU Streak: 2 (2016-pres.)  
 Longest SU Streak: 4 (2011-15)  
 Largest WFU win: 19 in 2016  
 Largest SU win: 23 in 2014

11/11/2017	W	A	64-43
10/8/2016	W	H	28-9
9/12/2015	L	A	17-30
10/18/2014	L	H	7-30
11/2/2013	L	A	0-13
9/1/2011	L	A	29-36 (ot)
9/2/2006	W	H	20-10

## TOWSON

**Overall: 0-0**  
 Dave Clawson vs. Towson: 5-4  
 Rob Ambrose vs. WFU: 0-0

## TULANE

**Overall: Tulane leads, 2-1**  
 All Games at WFU: 1-0  
 Games at BB&T Field: 1-0  
 All Games at Tulane: 0-2  
 Games at the Yulman Stadium: 0-0  
 All Neutral site games: --  
 Dave Clawson vs. Tulane: 1-0  
 Willie Fritz vs. WFU: 0-1  
 Last WFU Win: 7-3 (9/1/16) at BB&T Field  
 Last Tulane Win: 35-9 (9/9/95) at Tulane  
 Last WFU win at Tulane: --  
 Last Tulane win at WFU: --  
 Current Streak: WFU, 1  
 Longest WFU Streak: 1 (2016-Present)  
 Longest Tulane Streak: 2 (1959-95)  
 Largest WFU win: 4 in 2016  
 Largest Tulane win: 26 in 1995

9/1/2016	W	H	7-3
9/9/1995	L	A	9-35
10/3/1959	L	A	0-6

## VIRGINIA

**Overall: UVa leads, 34-15**  
 All Games at WFU: 6-17  
 Games at BB&T Field: 4-14  
 All Games at UVa: 9-17  
 Games at Scott Stadium: 9-16  
 Dave Clawson vs. UVa: 1-0  
 Bronco Mendenhall vs. WFU: 0-1  
 Last WFU Win: 27-20 (11/5/16) at WFU  
 Last UVa Win: 17-16 (11/3/07) at UVa  
 Last WFU win at UVa: 16-10 (10/20/12)  
 Last UVa win at WFU: 38-34 (9/28/02)  
 Current Streak: WFU, 3  
 Longest WFU Streak: 3 (1959-61, 2008-pres.)  
 Longest UVa Streak: 17 (1984-2000)  
 Largest WFU win: 45 in 1975  
 Largest UVa: 42 in 1889

11/5/2016	W	H	27-20
10/20/2012	W	A	16-10
11/8/2008	W	H	28-17
11/3/2007	L	A	16-17
9/27/2003	L	A	21-24
9/28/2002	L	H	38-34
11/3/2001	W	A	34-30
9/30/2000	L	H	10-27
9/18/1999	L	A	7-35
10/31/1998	L	H	17-38
10/4/1997	L	A	13-21
9/21/1996	L	H	7-42
9/30/1995	L	A	17-35
10/8/1994	L	H	6-42
11/6/1993	L	A	9-21
10/3/1992	L	H	17-31
10/26/1991	L	A	7-48
10/20/1990	L	H	14-49
10/21/1989	L	A	28-47
10/22/1988	L	H	14-34
10/24/1987	L	A	21-35
10/4/1986	L	H	28-30
10/26/1985	L	H	18-20
10/20/1984	L	A	9-28
10/22/1983	W	H	38-34
10/23/1982	L	A	27-34
10/24/1981	W	A	24-21
10/25/1980	L	H	21-24
9/9/1978	W	H	14-0
10/22/1977	L	A	10-12
10/23/1976	L	H	17-18
10/25/1975	W	A	66-21
10/26/1974	L	H	0-14
10/27/1973	L	A	10-21
11/18/1972	L	H	12-15
10/3/1970	W	A	27-7
11/8/1969	W	A	23-21
10/7/1967	L	H	12-14
9/17/1966	L	A	10-24
9/19/1964	W	A	31-21
10/20/1962	L	A	12-14
10/28/1961	W	H	21-15
10/29/1960	W	A	28-20
10/31/1959	W	H	34-12
10/5/1957	L	H	20-28
10/6/1956	L	A	6-7
11/12/1955	W	A	13-7
1911/2/11	L	A	6-29
12/9/1889	L	H	4-46

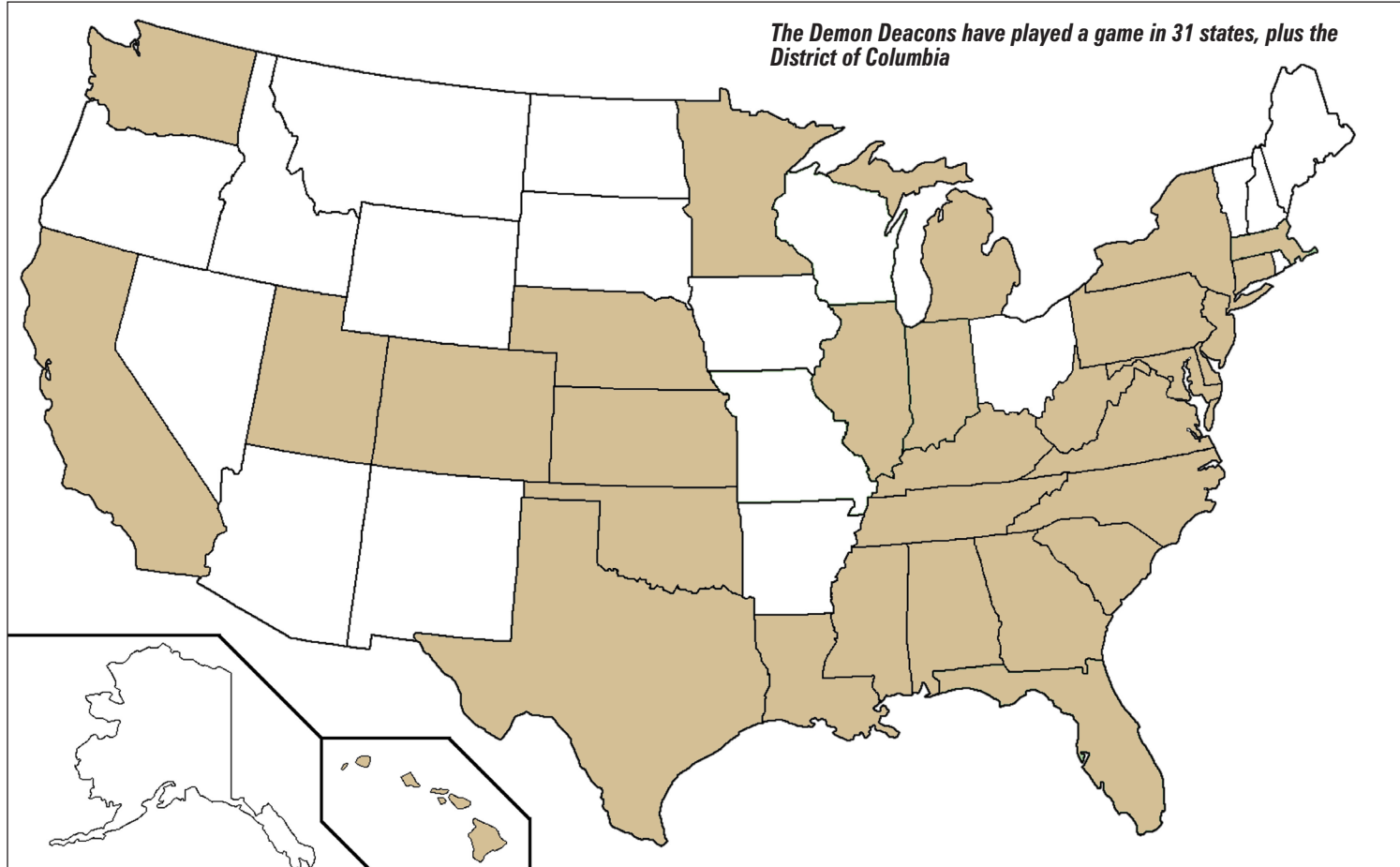
## VIRGINIA TECH

**Overall: VT leads, 24-12-1**  
 All Games at WFU: 6-13  
 Games at BB&T Field: 3-8  
 All Games at VT: 4-9-1  
 Games at Lane Stadium: 4-5  
 All Neutral site games: 2-2  
 Dave Clawson vs. VT: 1-1  
 Justin Fuente vs. WFU: 4-1  
 Last WFU Win: 6-3 (2 OT - 11/22/14) at WFU  
 Last VT Win: 38-17 (10/15/11), at BB&T Field  
 Last WFU win at VT: 13-6 (9/10/83)  
 Last VT win at WFU: 38-17 (10/15/11)  
 Current Streak: WFU, 1  
 Longest WFU Streak: 3 (1969-71)  
 Longest VT Streak: 5 (three times)  
 Largest WFU win: 19 in 1970  
 Largest VT win: 52 in 1916

11/22/2014	W	H	6-3 (2 ot)
10/15/2011	L	H	17-38
10/16/2010	L	A	21-52
11/18/2006	L	H	6-27
10/9/2004	L	H	10-17
9/8/1984	L	H	20-21
9/10/1983	W	A	13-6
10/2/1982	W	A	13-10
9/26/1981	L	A	14-30
9/6/1980	L	H	7-16
10/6/1979	W	A	19-14
9/16/1978	L	H	6-28
11/19/1977	L	A	10-28
9/4/1976	L	H	6-23
11/22/1975	L	A	10-40
11/25/1972	L	H	9-44
9/18/1971	W	A	20-9
10/10/1970	W	H	28-9
9/27/1969	W	H	16-10
10/12/1968	L	A	6-7
11/5/1966	L	H	0-11
9/18/1965	L	N <sup>1</sup>	3-12
9/26/1964	W	N <sup>1</sup>	38-21
9/28/1963	L	H	0-27
11/10/1962	L	A	8-37
11/11/1961	W	H	24-15
10/8/1960	L	A	13-22
9/26/1959	W	H	2-18
9/27/1958	W	N <sup>2</sup>	13-6
11/9/1957	L	H	3-10
11/10/1956	T	A	13-13
9/17/1955	W	H	13-0
9/25/1954	L	N <sup>3</sup>	0-32
11/8/1919	L	A	0-40
11/9/1918	L	H	0-27
11/3/1917	L	H	0-50
11/11/1916	L	A	0-52

1 - Roanoke, VA; 2 - Norfolk, VA;  
 3 - Richmond, VA

# GAMES BY LOCATION



The Demon Deacons have played a game in 31 states, plus the District of Columbia

State	W	L	T	Pct.
<b>Alabama</b>				
Auburn	1	6	0	.143
Birmingham	0	1	0	.000
<b>Total</b>	<b>1</b>	<b>7</b>	<b>0</b>	<b>.125</b>
<b>California</b>				
Palo Alto	0	1	0	.000
<b>Colorado</b>				
Colorado Springs	0	1	0	.000
<b>Connecticut</b>				
East Hartford	1	0	0	.000
<b>District of Columbia</b>				
Washington, DC	7	4	0	.636
<b>Delaware</b>				
Newark	1	0	0	1.000
<b>Florida</b>				
Coral Gables	0	1	0	.000
Gainesville	0	2	0	.000
Jacksonville	2	0	0	1.000
Miami	3	5	0	.375
Orlando	0	2	0	.000
Tallahassee	3	19	1	.152
Tampa	0	2	0	.000
<b>Total</b>	<b>8</b>	<b>31</b>	<b>1</b>	<b>.213</b>
<b>Georgia</b>				
Athens	2	1	0	.667
Atlanta	4	15	0	.211
Macon	0	2	0	.000
<b>Total</b>	<b>6</b>	<b>18</b>	<b>0</b>	<b>.250</b>
<b>Hawai'i</b>				
Honolulu	1	0	0	1.000
<b>Illinois</b>				
DeKalb	0	1	0	.000
Evanston	0	2	0	.000
<b>Total</b>	<b>0</b>	<b>3</b>	<b>0</b>	<b>.000</b>

State	W	L	T	Pct.
<b>Indiana</b>				
Bloomington	1	0	0	1.000
West Lafayette	1	3	0	.250
South Bend	0	3	0	.000
<b>Total</b>	<b>2</b>	<b>6</b>	<b>0</b>	<b>.250</b>
<b>Japan</b>				
Tokyo	0	1	0	.000
<b>Kansas</b>				
Manhattan	0	1	0	.000
<b>Kentucky</b>				
Louisville	0	2	0	.000
<b>Louisiana</b>				
Baton Rouge	0	2	0	.000
Monroe	0	1	0	.000
New Orleans	0	2	0	.000
Shreveport	1	0	0	1.000
<b>Total</b>	<b>1</b>	<b>5</b>	<b>0</b>	<b>.167</b>
<b>Massachusetts</b>				
Boston	5	4	1	.550
Chestnut Hill	3	5	0	.375
<b>Total</b>	<b>8</b>	<b>9</b>	<b>1</b>	<b>.472</b>
<b>Maryland</b>				
Annapolis	5	2	0	.714
College Park	7	23	0	.233
<b>Total</b>	<b>12</b>	<b>25</b>	<b>0</b>	<b>.324</b>
<b>Michigan</b>				
Ann Arbor	0	2	0	.000
<b>Minnesota</b>				
Minneapolis	0	1	0	.000
<b>Mississippi</b>				
Oxford	1	0	0	1.000
<b>Nebraska</b>				
Lincoln	0	2	0	.000

State	W	L	T	Pct.
<b>North Carolina</b>				
Asheville	2	1	0	.667
Boone	1	0	0	1.000
Chapel Hill	18	42	2	.306
Charlotte	18	17	4	.513
Davidson	0	5	0	.000
Durham	22	29	0	.431
Elon	1	0	0	1.000
Gastonia	0	1	0	.000
Goldsboro	1	1	0	.500
Greensboro	4	3	2	.556
Greenville	2	2	0	.500
Raleigh	25	47	4	.355
Wake Forest	89	42	9	.668
Wilmington	1	1	0	.500
Winston-Salem	142	183	4	.438
<b>Total</b>	<b>326</b>	<b>374</b>	<b>25</b>	<b>.469</b>
<b>New Jersey</b>				
New Brunswick	1	0	0	1.000
<b>New York</b>				
West Point	5	4	0	.556
Syracuse	1	3	0	.250
<b>Total</b>	<b>6</b>	<b>7</b>	<b>0</b>	<b>.462</b>
<b>Oklahoma</b>				
Norman	0	1	0	.000
Tulsa	1	0	0	1.000
<b>Total</b>	<b>1</b>	<b>1</b>	<b>0</b>	<b>.500</b>
<b>Pennsylvania</b>				
Philadelphia	0	2	0	.000
Pittsburgh	1	0	0	1.000
State College	0	1	0	.000
Villanova	1	1	0	.500
<b>Total</b>	<b>2</b>	<b>4</b>	<b>0</b>	<b>.333</b>
<b>South Carolina</b>				
Charleston	0	1	0	.000
Clemson	7	38	0	.156
Clinton	0	2	0	.000
Columbia	8	22	1	.274
Florence	0	1	0	.000

State	W	L	T	Pct.
Greenville	3	5	0	.375
Spartanburg	3	0	0	1.000
<b>Total</b>	<b>21</b>	<b>69</b>	<b>1</b>	<b>.236</b>
<b>Tennessee</b>				
Chattanooga	1	0	0	1.000
Knoxville	2	5	0	.286
Memphis	1	3	0	.250
Nashville	3	6	0	.333
<b>Total</b>	<b>7</b>	<b>14</b>	<b>0</b>	<b>.333</b>
<b>Texas</b>				
Austin	0	1	0	.000
Dallas	0	1	0	.000
Fort Worth	0	1	0	.000
Houston	0	3	0	.000
Irving	0	1	0	.000
Lubbock	0	1	0	.000
Waco	1	3	0	.250
<b>Total</b>	<b>1</b>	<b>11</b>	<b>0</b>	<b>.083</b>
<b>Utah</b>				
Logan	0	1	0	.000
<b>Virginia</b>				
Blacksburg	4	11	1	.258
Charlottesville	9	17	0	.346
Hampden-Sydney	0	1	0	.000
Lexington	2	8	2	.250
Lynchburg	2	1	0	.667
Norfolk	1	2	0	.333
Quantico	0	1	0	.000
Richmond	5	8	1	.393
Roanoke	1	1	0	.500
Williamsburg	5	3	1	.611
<b>Total</b>	<b>29</b>	<b>53</b>	<b>5</b>	<b>.362</b>
<b>Washington</b>				
Seattle	1	0	0	1.000
<b>West Virginia</b>				
Huntington	1	1	0	.500
Morgantown	0	1	0	.000
<b>Total</b>	<b>1</b>	<b>2</b>	<b>0</b>	<b>.333</b>

# YEAR-BY-YEAR RESULTS

## 1888

**Coach: W.C. Dowd**

**Record: 1-0** Captain: W.C. Dowd

Oct. 18	North Carolina	W	6-4
---------	----------------	---	-----

## 1889

**Coach: W.C. Riddick**

**Record: 3-3** Captain: Oscar Riddick

Nov. 22	at North Carolina	W	18-8
Nov. 27	Trinity	L	4-8
Dec. 9	Virginia	L	4-46
Dec. 10	Richmond	W	32-14
Mar. 1	North Carolina (Spring)	L	0-33
Mar. 29	Trinity (Spring)	W	32-0

## 1890

**No Team**

## 1891

**Coach: W.E. Sikes**

**Record: 1-0** Captain: Vernon Howell

North Carolina	W	forfeit
----------------	---	---------

## 1892

**Coach: W.E. Sikes**

**Record: 4-0-1** Captain: George Blanton

May 19	Asheville Athletics	W	40-0
Oct. 21	at Virginia Military	T	12-12
Oct. 22	at Washington & Lee	W	16-0
Oct. 24	at Richmond	W	16-0
Nov. 24	at Tennessee	W	10-6

## 1893

**Coach: W.E. Sikes**

**Record: 1-2** Captain: Unknown

Oct. 17	Trinity <sup>1</sup>	L	6-12
Nov. 6	Tennessee	W	64-0
Nov. 18	North Carolina	L	0-40

*1 - Raleigh, NC*

## 1894

**No team**

## 1895

**Coach: Unknown**

**Record: 0-0-1** Captain: John Gore

Oct. 19	NC State	T	4-4
---------	----------	---	-----

## 1896-1907

**No team**

## 1908

**Coach: A.P. Hall, Jr.**

**Record: 1-4** Captain: W.H. Hipps

Sept. 26	at North Carolina	L	0-17
Oct. 3	NC State	L	0-25
Oct. 10	Warrenton High School	W	21-0
Nov. 14	Davidson	L	4-31
Nov. 21	NC State	L	0-76

## 1909

**Coach: A.T. Myers**

**Record: 2-4** Captain: L.W. Leggett

Oct. 2	at North Carolina	L	0-18
Oct. 4	Maryville	W	3-0
Oct. 16	at Washington & Lee	L	0-17
Oct. 23	at South Carolina	W	8-0
Oct. 25	N.C. Medical College	L	0-5
Nov. 5	Richmond	L	0-5

## 1910

**Coach: Reddy Rowe**

**Record: 2-7** Captain: Phil Utley

Sept. 24	Warrenton Prep	W	17-0
Oct. 8	Horner	W	28-0
Oct. 15	at Norfolk Artillery Blues	L	0-31
Oct. 22	at North Carolina	L	0-37
Oct. 27	at South Carolina	L	0-6
Oct. 29	at The Citadel	L	5-9
Nov. 12	vs. USS Franklin <sup>1</sup>	L	0-11
Nov. 19	NC State	L	3-28
Nov. 24	Davidson	L	0-32

*1 - Durham, NC*

## 1911

**Coach: Frank Thompson**

**Record: 3-5** Captain: Carl Betts

Sept. 30	Warrenton Prep	W	52-0
Oct. 7	at North Carolina	L	3-12
Oct. 14	Roanoke	W	62-0
Oct. 21	at Washington & Lee	L	5-18
Nov. 2	at Virginia	L	6-29
Nov. 11	Davidson <sup>1</sup>	L	0-9
Nov. 18	North Carolina State	L	6-13
Nov. 23	USS Franklin <sup>2</sup>	W	26-0

*1 - Greensboro, NC; 2 - Durham, NC*

## 1912

**Coach: Frank Thompson**

**Record: 2-6** Captain: Bruce Holding

Sept. 28	N.C. Medical College	W	33-0
Oct. 5	at South Carolina	L	3-10
Oct. 12	at North Carolina	L	2-9
Oct. 26	at Washington & Lee	L	0-20
Nov. 2	NC State	L	0-12
Nov. 9	Medical College Virginia	L	14-23
Nov. 16	Horner Military	W	49-0
Nov. 28	Davidson <sup>1</sup>	L	7-13

*1 - Charlotte, NC*

## 1913

**Coach: Frank Thompson**

**Record: 0-8** Captain: Paul C. Carter

Sept. 27	at North Carolina	L	0-7
Oct. 11	at South Carolina	L	10-27
Oct. 18	Richmond	L	13-14
Oct. 25	at Washington & Lee	L	0-33
Nov. 1	at NC State	L	0-37
Nov. 8	Gallaudet <sup>1</sup>	L	7-47
Nov. 15	North Carolina <sup>2</sup>	L	0-29
Nov. 27	Davidson <sup>3</sup>	L	0-6

*1 - Raleigh, NC; 2 - Durham, NC; 3 - Charlotte, NC*

## 1914

**Coach: Dr. W.C. Smith**

**Record: 3-6** Captain: George G. Moore

Oct. 3	NC State	L	0-51
Oct. 10	USS Franklin	W	13-0
	North Carolina	L	0-53
Oct. 24	at Washington & Lee	L	0-72
Oct. 31	Roanoke	W	19-0
Nov. 7	at South Carolina	L	0-26
Nov. 14	at North Carolina	L	7-12
Nov. 26	at Davidson	L	6-7
	Wofford	W	41-0

## 1915

**Coach: Dr. W.C. Smith**

**Record: 3-4** Captain: George G. Moore

Sept. 25	Florence YMCA	W	80-0
Oct. 9	at North Carolina	L	0-35
Oct. 16	NC State	L	0-7
Oct. 30	Richmond Blues	W	40-0
Nov. 6	at Virginia Military	L	6-21
Nov. 13	Gallaudet	W	28-6
Nov. 25	at Davidson	L	7-21

## 1916

**Coach: G.M. Billings**

**Record: 3-3** Captain: Charles Parker

Sept. 30	at North Carolina	L	0-20
Oct. 7	Guilford	W	33-0
Oct. 19	at NC State	L	0-6
Nov. 4	at South Carolina	W	33-7
Nov. 11	at Virginia Tech	L	0-52
Nov. 17	Wofford	W	41-0

## 1917

**Coach: E.T. MacDonnell**

**Record: 1-6-1** Captain: Ashley D. Pace

Sept. 29	at Georgia Tech	L	0-33
Oct. 6	at Furman	L	6-7
Oct. 13	Guilford	W	20-0
Oct. 18	NC State	L	6-17
Oct. 27	at Maryland	L	13-29
Nov. 3	Virginia Tech	L	0-50
Nov. 17	Davidson	L	7-72
Nov. 29	Hampden-Sydney	T	7-7

400

## 1918

**Coach: Harry Rabenhorst**

**Record: 1-3** Captain: Harry Rabenhorst

Nov. 2	at North Carolina	L	7-13
Nov. 9	at Virginia Tech	L	0-25
Nov. 16	Washington & Lee	L	7-20
Nov. 23	NC State	W	21-0

## 1919

**Coach: Harry Rabenhorst**

**Record: 2-6** Captain: Harry Rabenhorst

Sept. 26	Davidson	L	0-21
Oct. 6	at Georgia Tech	L	0-14
Oct. 18	at North Carolina	L	0-6
Oct. 25	at Furman	L	7-39
Nov. 1	at Sewanee Club (VA)	W	39-3
Nov. 8	at Virginia Tech	L	0-40
Nov. 15	Guilford	W	65-0
Nov. 27	at NC State	L	7-21

## 1920

**Coach: J.L. White**

**Record: 2-7** Captain: Harry Rabenhorst

Sept. 25	at Georgia Tech	L	0-44
Oct. 2	at North Carolina	L	0-6
Oct. 9	at Washington & Lee	L	0-27
Oct. 16	at Davidson	L	7-27
Oct. 23	at Furman	L	0-17
Oct. 30	Guilford	W	48-6
Nov. 6	Elon	W	29-0
Nov. 13	at Richmond	L	7-20
Nov. 25	NC State	L	7-49

## 1921

**Coach: J.L. White**

**Record: 2-8** Captain: Fitzhugh L. Fulton

Sept. 24	at Georgia Tech	L	0-42
Oct. 1	North Carolina	L	0-21
Oct. 8	at Virginia Military	L	0-20
Oct. 15	at Davidson	W	10-7
Oct. 22	at William & Mary	L	14-21
Oct. 29	Guilford	W	28-0
Nov. 5	at Richmond	L	0-41
Nov. 11	Trinity	L	0-17
Nov. 19	NC State	L	0-14
Nov. 24	at Hampden-Sydney	L	14-39

## 1922

**Coach: George Levene**

**Record: 3-5-2** Captain: George Heckman

Sept. 23	Atlantic Christian	W	34-0
Sept. 30	North Carolina <sup>1</sup>	L	3-62
Oct. 7	Elon	W	7-0
Oct. 14	Davidson	T	6-6
Oct. 21	at Lynchburg	L	7-20
Oct. 27	at Guilford	T	0-0
Nov. 4	William & Mary	L	0-18
Nov. 11	Trinity (Duke)	L	0-3
Nov. 25	NC State	L	0-32
Nov. 30	Hampden-Sydney	W	9-3

*1 - Goldsboro, N.C.*

## HANK GARRITY

1923-25 (3 seasons)  
19-7-1 (.722)

## 1923

**Record: 6-3**

Captain: Pete Pegano

Sept. 29	at North Carolina	L	0-22	5,000
Oct. 6	Guilford	W	41-0	
Oct. 13	Lynchburg	W	25-0	
Oct. 20	at Davidson	W	6-0	4,000
Oct. 27	at Florida <sup>1</sup>	L	7-16	7,000
Nov. 10	Trinity (Duke) <sup>2</sup>	W	16-6	1,500
Nov. 17	Elon	W	9-6	
Nov. 24	NC State	W	14-0	4,000
Dec. 1	at South Carolina	L	7-14	

*1 - Tampa, Fla., 2 - Winston-Salem, N.C.*

# YEAR-BY-YEAR RESULTS

## 1924

**Record: 7-2** Captain: Bill Moran

Sept. 27	North Carolina	W	7-6	3,000
Oct. 11	at Washington & Lee	W	10-8	
Oct. 18	at Florida <sup>1</sup>	L	0-34	
Oct. 25	at Lynchburg	W	37-7	
Nov. 1	Guilford	W	67-0	
Nov. 11	at Trinity (Duke)	W	32-0	7,000
Nov. 15	Elon	W	42-0	
Nov. 22	at NC State	W	12-0	6,000
Nov. 27	at South Carolina	L	0-7	

1 - Tampa, Fla.

## 1925

**Record: 6-2-1** Captain: Murray Greason

Sept. 26	at North Carolina	W	6-0	
Oct. 3	at Davidson	T	7-7	6,000
Oct. 10	Lenoir-Rhyne	W	49-0	
Oct. 24	at Florida	L	3-24	
Oct. 31	Guilford	W	25-0	
Nov. 7	at Duke	W	21-3	
Nov. 14	at NC State	L	0-6	
Nov. 20	Furman <sup>1</sup>	W	9-0	
Nov. 26	at Elon	W	65-0	

1 - Asheville, N.C.

### JAMES BALDWIN

1926-27 (2 seasons)  
7-10-3 (.425)

## 1926

**Record: 5-4-1** Captain: Blaine Rackley

Sept. 25	North Carolina	W	13-0	
Oct. 2	at Wofford <sup>1</sup>	W	27-0	
Oct. 9	at Furman	L	0-10	
Oct. 16	Presbyterian	L	0-13	
Oct. 23	at Davidson	T	3-3	
Oct. 30	Duke <sup>2</sup>	W	21-0	
Nov. 6	Elon	W	53-0	
Nov. 13	at William & Mary	L	6-13	
Nov. 20	Guilford	W	60-0	
Nov. 29	at NC State	L	3-7	4,000

1 - Salisbury, NC; 2 - Goldsboro, NC

## 1927

**Record: 2-6-2** Captain: Austin G. Ober

Sept. 24	at North Carolina	W	9-8	
Oct. 1	Elon	T	0-0	
Oct. 7	at Presbyterian <sup>1</sup>	L	7-14	
Oct. 13	at NC State	L	7-30	
Oct. 22	Davidson <sup>2</sup>	T	13-13	
Oct. 29	Duke	L	6-32	
Nov. 5	Furman	L	0-53	
Nov. 11	at Quantico Marines	L	10-39	
Nov. 19	High Point	W	13-0	
Nov. 24	at Mercer <sup>1</sup>	L	0-34	3,500

1 - Asheville, NC; Greensboro, NC

### STANLEY COFALL

1928 (1 season)  
2-6-2 (.300)

## 1928

**Record: 2-6-2** Captain: Hal Weir

Sept. 29	at North Carolina	L	0-65	
Oct. 6	Presbyterian	L	7-12	
Oct. 13	at William & Mary	T	0-0	
Oct. 18	at NC State	L	0-37	
Oct. 27	at Davidson	W	25-6	
Nov. 3	Furman	L	0-18	
Nov. 10	at Duke	L	0-38	
Nov. 16	Wofford	T	7-7	
Nov. 29	at Mercer	L	12-14	
Dec. 25	at Miami (FL)	W	13-6	

### F.S. "PAT" MILLER

1929-32 (4 seasons)  
18-15-4 (.540)

## 1929

**Record: 6-5-1** Captain: Johnny Cox

Sept. 21	Catawba	W	20-0	
Sept. 28	at North Carolina	L	0-48	
Oct. 5	at Richmond	W	19-0	
Oct. 11	Elon	W	25-6	
Oct. 17	at NC State	L	6-8	
Oct. 26	Davidson	W	6-0	
Nov. 2	at Furman	L	0-12	
Nov. 9	at Wofford	W	18-0	
Nov. 16	at Navy	L	0-61	
Nov. 19	Presbyterian <sup>1</sup>	T	0-0	
Nov. 23	at Duke	L	0-20	
Nov. 28	Mercer <sup>2</sup>	W	13-0	

1 - Greensboro, NC; 2 - Asheville, NC

## 1930

**Record: 5-3-1** Captain: Jack Parker

Sept. 27	at North Carolina	L	7-13	
Oct. 4	Guilford	W	20-0	
Oct. 10	Baltimore	W	44-0	1,000
Oct. 16	at NC State	W	7-0	
Oct. 25	Mercer	W	21-0	
Nov. 1	at Temple	L	0-36	10,000
Nov. 8	Presbyterian <sup>1</sup>	L	0-13	
Nov. 22	Duke	T	13-13	
Nov. 27	Davidson <sup>2</sup>	W	13-2	

1 - Asheville, NC; 2 - Charlotte, NC

## 1931

**Record: 4-4** Captain: Leon Brogden

Sept. 26	at North Carolina	L	0-37	
Oct. 3	Furman <sup>1</sup>	L	6-36	
Oct. 16	at NC State	W	6-0	
Oct. 24	at Duke	L	0-28	
Oct. 31	Erskine	W	13-0	
Nov. 7	Presbyterian <sup>2</sup>	W	12-0	
Nov. 14	at Oglethorpe	L	0-37	
Nov. 26	Davidson <sup>3</sup>	W	7-0	8,000

1 - Gastonia, NC; 2 - Greensboro, NC; 3 - Charlotte, NC

## 1932

**Record: 3-3-2** Captain: Bill Green

Sept. 24	at North Carolina	T	0-0	9,000
Oct. 8	South Carolina <sup>1</sup>	W	6-0	
Oct. 15	at NC State	T	0-0	
Oct. 21	at Duke	L	0-9	
Oct. 29	at Delaware	W	7-0	
Nov. 5	at Catholic	L	6-14	
Nov. 11	Carson-Newman	W	20-6	
Nov. 24	at Davidson	L	0-7	

1 - Charlotte, NC

### JAMES H. WEAVER

1933-36 (4 seasons)  
10-23-1 (.309)

## 1933

**Record: 0-5-1** Captain: Duncan Wilson

Oct. 7	at Duke	L	0-22	8,000
Oct. 21	at NC State	T	0-0	
Oct. 28	Catholic	L	0-12	
Nov. 4	Clemson <sup>1</sup>	L	0-13	
Nov. 11	at North Carolina	L	0-26	
Nov. 30	Davidson <sup>1</sup>	L	13-20	

1 - Charlotte, NC

## 1934

**Record: 3-7** Captain: Pat Swan

Sept. 22	Guilford	W	62-0	
Sept. 29	at North Carolina	L	0-21	
Oct. 6	at NC State	W	13-12	11,000
Oct. 11	Furman <sup>1</sup>	L	2-3	
Oct. 20	Presbyterian	W	14-6	
Oct. 26	at George Washington	L	2-6	
Nov. 3	Emory & Henry	L	0-13	
Nov. 10	at Duke	L	7-28	
Nov. 17	at Richmond	L	6-39	
Nov. 29	at Davidson	L	12-13	

1 - Florence, SC

## 1935

**Record: 2-7** Captain: Perk Reinhardt

Sept. 21	Duke <sup>1</sup>	L	7-26	
Sept. 28	at North Carolina	L	0-14	8,000
Oct. 5	at Clemson	L	7-13	
Oct. 12	at NC State	L	6-21	
Oct. 18	Furman <sup>2</sup>	L	0-9	
Oct. 26	George Washington	W	7-6	3,000
Nov. 1	Presbyterian	W	18-0	
Nov. 15	Miami (FL)	L	0-3	
Nov. 28	Davidson	L	7-14	

1 - Greensboro, NC; 2 - Charlotte, NC

## 1936

**Record: 5-4** Captain: Ed Rogers

Sept. 26	North Carolina <sup>1</sup>	L	7-14	
Oct. 3	at NC State	W	9-0	
Oct. 10	Wofford	W	32-0	
Oct. 16	Clemson	W	6-0	
Oct. 23	at George Washington	L	12-13	
Oct. 31	Presbyterian	W	19-0	
Nov. 7	Duke (15)	L	0-20	
Nov. 13	Erskine	W	19-6	
Nov. 26	at Davidson	L	6-19	

1 - Charlotte, NC



### D.C. WALKER

1937-50 (14 seasons)  
77-51-6 (.597)

## 1937

**Record: 3-6** Captain: A.M. Munford

Sept. 25	at Tennessee	L	0-32	
Oct. 1	at George Washington	L	6-34	15,000
Oct. 8	Erskine	W	19-0	4,000
Oct. 16	North Carolina	L	0-28	
Oct. 23	NC State	L	0-20	
Oct. 30	at Clemson	L	0-32	
Nov. 6	at Duke (11)	L	0-67	
Nov. 12	at Wofford	W	24-0	
Nov. 25	Davidson <sup>1</sup>	W	19-7	10,000

1 - Charlotte, NC

## 1938

**Record: 4-5-1** Captain: George Wirtz

Sept. 17	Randolph-Macon	W	57-6	5,000
Sept. 24	at North Carolina	L	6-14	14,000
Sept. 30	The Citadel <sup>1</sup>	W	31-0	5,000
Oct. 8	at South Carolina	W	20-19	
Oct. 15	at NC State	L	7-19	14,000
Oct. 22	Duke <sup>2</sup> (9)	L	0-7	10,000
Oct. 28	Clemson	L	0-7	
Nov. 5	at Virginia Military	T	6-6	4,000
Nov. 12	Western Maryland	L	13-20	
Nov. 24	Davidson <sup>1</sup>	W	21-0	

1 - Charlotte, NC; 2 - Winston-Salem, NC

# YEAR-BY-YEAR RESULTS

## 1939

**Record: 7-3** Captain: Rupert Pate

Sept. 16	at Elon <sup>1</sup>	W	34-0	
Sept. 23	at South Carolina	W	19-7	
Sept. 30	at North Carolina	L	6-36	18,000
Oct. 6	at Miami (FL)	W	33-0	
Oct. 14	at NC State	W	32-0	15,000
Oct. 21	Western Maryland	W	66-0	
Oct. 28	at Duke (13)	L	0-6	16,000
Nov. 4	at Marshall	W	14-13	
Nov. 11	at Clemson	L	7-20	12,000
Nov. 30	Davidson <sup>2</sup>	W	46-7	10,000

1 - Greensboro, NC; 2 - Charlotte, NC

## 1940

**Record: 7-3** Captain: Jimmy Ringgold

Sept. 21	William Jewell	W	79-0	1,500
Sept. 28	at North Carolina	W	12-0	15,500
Oct. 5	Furman	W	19-0	4,000
Oct. 12	at Clemson	L	0-39	18,000
Oct. 19	Marshall	W	31-19	5,000
Oct. 26	Duke	L	0-23	21,000
Nov. 1	at George Washington	W	18-0	10,000
Nov. 9	at NC State	W	20-14	10,000
Nov. 16	at Texas Tech	L	7-12	10,000
Nov. 28	South Carolina <sup>1</sup>	W	7-6	

1 - Charlotte, NC

## 1941

**Record: 5-5-1** Captains: Cal Givler, John Polanski

Sept. 20	at Camp Davis	W	65-0	10,000
Sept. 27	at Duke	L	14-43	15,000
Oct. 4	at Furman	W	52-13	8,000
Oct. 11	at South Carolina	T	6-6	12,000
Oct. 18	at NC State	W	7-0	15,000
Oct. 25	North Carolina	W	13-0	14,000
Nov. 1	at Marshall	L	6-16	10,000
Nov. 8	at Boston College	L	6-26	
Nov. 15	at Clemson	L	0-29	11,000
Nov. 20	at George Washington	W	42-0	6,000
Nov. 29	Texas Tech <sup>1</sup>	L	6-35	7,000

1 - Charlotte, NC

## 1942

**Record: 6-2-1** Captain: Pat Preston

Sept. 26	at North Carolina	L	0-6	9,000
Oct. 3	Duke	W	20-7	7,000
Oct. 10	at Furman	W	14-6	7,000
Oct. 17	at NC State	T	0-0	15,000
Oct. 24	at Boston College (10)	L	0-27	20,000
Oct. 31	Clemson	W	19-6	
Nov. 7	Virginia Military <sup>1</sup>	W	28-0	6,000
Nov. 13	at George Washington	W	20-0	
Nov. 26	South Carolina <sup>2</sup>	W	33-14	8,500

1 - Winston-Salem, NC; 2 - Charlotte, NC

## 1943

**Record: 4-5** Captains: Elmer Barbour, Russell Perry

Sept. 25	at Camp Davis	L	20-24	20,000
Oct. 2	at Maryland	L	7-13	
Oct. 8	at Georgia	L	0-7	7,500
Oct. 16	at NC State	W	54-6	9,000
Oct. 23	Virginia Military <sup>1</sup>	W	21-0	3,000
Oct. 30	at Clemson	W	41-12	5,000
Nov. 6	N.C. Pre-Flight	W	20-12	5,000
Nov. 13	at Greensboro AAB	L	0-14	10,000
Nov. 25	South Carolina <sup>2</sup>	L	2-13	7,000

1 - Lynchburg, VA; 2 - Charlotte, NC

## 1944

**Record: 8-1** Captain: Elmer Barbour

Sept. 23	at North Carolina	W	7-0	13,000
Sept. 29	at Georgia	W	14-7	12,000
Oct. 7	Maryland	W	39-7	1,500
Oct. 14	Virginia Military <sup>1</sup>	W	38-7 (17)	
Oct. 21	at NC State	W	21-7	11,000
Oct. 27	at Miami (FL)	W	27-0 (18)	18,232
Nov. 4	Clemson	W	13-7 (17)	4,000
Nov. 11	at Duke (20)	L	0-34 (12)	27,000
Nov. 23	South Carolina <sup>2</sup>	W	19-13	9,000

1 - Greensboro, NC; 2 - Charlotte, NC

## 1945

**Record: 5-3-1** Captain: Nick Sacrinty

Sept. 29	at Tennessee	L	6-7	16,000
Oct. 6	at Army	L	0-54	10,000
Oct. 13	Duke	L	19-26	20,000
Oct. 20	at NC State	W	19-18	17,000
Nov. 3	Presbyterian	W	53-0	1,500
Nov. 17	at North Carolina	W	14-13	20,000
Nov. 22	South Carolina <sup>1</sup>	T	13-13	16,000
Dec. 1	at Clemson (16)	W	13-6	16,000
Jan. 1	South Carolina <sup>2</sup>	W	26-14 (19)	10,000

1 - Charlotte, NC; 2 - Gator Bowl/Jacksonville, Fla.

## 1946

**Gator Bowl**  
**Record: 6-3** Captain: Appointed each game

Sept. 27	at Boston College	W	12-6	38,500
Oct. 4	at Georgetown	W	19-6	16,500
Oct. 12	Clemson	W	19-7	8,000
Oct. 19	NC State	L	6-14	23,000
Oct. 26	at Tennessee (4)	W	19-6	25,000
Nov. 1	at Chattanooga	W	32-14 (12)	9,000
Nov. 9	at Duke	L	0-13 (13)	25,000
Nov. 16	at North Carolina (15)	L	14-26	30,000
Nov. 28	South Carolina <sup>1</sup>	W	35-0	17,000

1 - Charlotte, NC

## 1947

**Record: 6-4** Captains: Harry Clark, Ed Royston

Sept. 27	Georgetown	W	6-0	10,000
Oct. 4	at Clemson	W	16-14	14,500
Oct. 11	at North Carolina (19)	W	19-7	35,000
Oct. 18	at George Washington	W	39-7 (14)	12,000
Oct. 25	Duke (15)	L	6-13 (11)	24,600
Nov. 1	at William & Mary	L	0-21	16,000
Nov. 8	at Boston College	W	14-13	30,279
Nov. 15	at NC State	L	0-20	20,000
Nov. 21	Duquesne <sup>1</sup>	W	33-0	10,000
Nov. 27	South Carolina <sup>2</sup>	L	0-6	17,000

1 - Winston-Salem, NC; 2 - Charlotte, NC

## 1948

**Dixie Bowl**  
**Record: 6-4** Captain: Bernie Hanula

Sept. 18	at George Washington	W	27-13	10,000
Sept. 24	at Boston College	L	9-26	27,000
Oct. 2	at William & Mary	W	21-12	17,000
Oct. 9	North Carolina (2)	L	6-28	27,000
Oct. 16	at Duquesne	W	41-15	
Oct. 30	NC State	W	34-13	22,330
Nov. 6	at Duke	W	27-20 (18)	20,000
Nov. 13	Clemson <sup>1</sup> (10)	L	14-21 (19)	20,000
Nov. 25	at South Carolina	W	38-0	18,000
Jan. 1	Baylor <sup>2</sup>	L	7-20 (20)	20,000

1 - Winston-Salem, NC; 2 - Dixie Bowl/Birmingham, AL

## 1949

**Record: 4-6** Captain: Ed Bradley

Sept. 17	Duquesne	W	22-7	12,000
Sept. 24	at SMU	L	7-13	51,000
Sept. 30	at Boston College	L	7-13	19,156
Oct. 8	Georgetown	L	6-12	7,000
Oct. 15	at North Carolina (6)	L	14-28	44,000
Oct. 22	William & Mary	W	55-28	12,000
Oct. 29	at Clemson	W	35-21	19,000
Nov. 5	at Duke	W	27-7	35,000
Nov. 12	at NC State	L	14-27 (18)	20,000
Nov. 26	at South Carolina	L	20-27	20,000

## 1950

**Record: 6-1-2** Captain: Bob Auffarth

Sept. 22	at Boston College	T	7-7	12,324
Sept. 30	Richmond	W	43-0	8,500
Oct. 7	at William & Mary	W	47-0	12,000
Oct. 14	at North Carolina	W	13-7	43,500
Oct. 21	George Washington	W	13-0 (19)	10,000
Oct. 28	Clemson (16)	L	12-13 (17)	22,000
Nov. 11	at Duke	W	13-7	25,000
Nov. 18	NC State	T	6-6 (16)	20,000
Nov. 25	at South Carolina	W	14-7	14,000



## TOM ROGERS

1951-55 (5 seasons)  
21-25-4 (.460)

## 1951

**Record: 6-4** Captain: Appointed each game

Sept. 21	at Boston College	W	20-6	20,587
Sept. 29	at NC State	W	21-6	22,300
Oct. 6	Richmond	W	56-6	7,000
Oct. 13	at William & Mary <sup>1</sup>	L	6-7	18,000
Oct. 19	at George Washington	W	27-13	10,000
Oct. 27	North Carolina	W	39-7	24,000
Nov. 3	at Clemson	L	6-21	24,000
Nov. 10	at Duke	W	19-13	30,000
Nov. 17	at Baylor (10)	L	0-42	20,000
Nov. 24	at South Carolina	L	6-21	18,000

1 - Richmond, VA

## 1952

**Record: 5-4-1** Captain: Jack Lewis

Sept. 20	at Baylor	L	14-17	16,000
Sept. 27	at William & Mary	W	28-21	13,000
Oct. 4	Boston College <sup>1</sup>	T	7-7	11,000
Oct. 11	at Villanova (14)	L	0-20	10,000
Oct. 18	at North Carolina	W	9-7	30,000
Nov. 1	NC State	W	21-6	12,000
Nov. 8	at Texas Christian	L	9-27	12,000
Nov. 15	Duke	L	7-14	15,000
Nov. 22	at Furman	W	28-0	10,000
Nov. 29	South Carolina <sup>1</sup>	W	39-14	6,000

1 - Winston-Salem, NC

## 1953

**First Season of the ACC**  
**Record: 3-6-1, 2-3 ACC** Captain: Sonny George

Sept. 19	William & Mary <sup>1</sup>	L	14-16	20,000
Sept. 26	at Duke (10)	L	0-19	20,000
Oct. 3	Villanova <sup>2</sup>	W	18-12	10,000
Oct. 10	North Carolina	L	13-18	12,000
Oct. 17	at NC State	W	20-7	12,000
Oct. 24	at Richmond	T	13-13	7,000
Oct. 31	at Clemson	L	0-18	18,000
Nov. 7	at Boston College	L	7-20	3,273
Nov. 21	Furman	L	19-21	5,000
Nov. 26	South Carolina <sup>3</sup> (15)	W	19-13	11,000

1 - Richmond, VA; 2 - Winston-Salem, NC; 3 - Charlotte, NC

## 1954

**Record: 2-7-1, 1-4-1 ACC** Captain: Ed Stowers

Sept. 18	George Washington	W	14-0	3,000
Sept. 25	Virginia Tech <sup>1</sup>	L	0-32	17,000
Oct. 2	NC State	W	26-0	8,000
Oct. 9	Maryland <sup>2</sup> (13)	T	13-13	12,000
Oct. 23	North Carolina	L	7-14	24,000
Oct. 30	Clemson <sup>3</sup>	L	20-32	9,296
Nov. 6	at Richmond	L	0-13	8,000
Nov. 13	Duke	L	21-28	10,000
Nov. 20	at William & Mary	L	9-13	2,200
Nov. 27	at South Carolina	L	19-20	10,000

1 - Richmond, VA; 2 - Winston-Salem, NC; 3 - Charlotte, NC

## 1955

**Record: 5-4-1, 3-3-1 ACC** Captains: Bob Bartholomew, Nick Consoles

Sept. 17	Virginia Tech	W	13-0	7,500
Sept. 24	South Carolina <sup>1</sup>	W	34-19	8,500
Oct. 1	at West Virginia (13)	L	0-46	25,000
Oct. 8	at Maryland (1)	L	7-28	16,000
Oct. 15	at NC State	T	13-13	13,000
Oct. 22	North Carolina	W	25-0	12,000
Oct. 29	at Clemson	L	13-19	20,000
Nov. 5	William & Mary	W	13-7	4,500
Nov. 12	at Virginia	W	13-7	12,000
Nov. 19	at Duke (20)	L	0-14	15,000

1 - Winston-Salem, NC

# YEAR-BY-YEAR RESULTS



**PAUL AMEN**  
1956-59 (4 seasons)  
11-26-3 (.313)

## 1956

First Season in Winston-Salem

Record: 2-5-3, 1-5-1 ACC Captains: Bill Barnes, David Lee

Sept. 22	at William & Mary	W	39-0	8,500
Sept. 29	Maryland	L	0-6	13,000
Oct. 6	at Virginia	L	6-7	13,000
Oct. 13	Clemson	L	0-17	13,000
Oct. 20	at Florida State	T	14-14	14,000
Oct. 27	at North Carolina	T	6-6	27,000
Nov. 3	NC State	W	13-0	14,000
Nov. 10	at Virginia Tech	T	13-13	7,000
Nov. 17	Duke	L	0-26	12,000
Nov. 22	South Carolina <sup>1</sup>	L	0-13	12,072

1 - Charlotte, NC

## 1957

Record: 0-10, 0-7 ACC Captains: Eddie Moore, George Johnson

Sept. 28	at Florida	L	0-27	28,000
Oct. 5	Virginia	L	20-28	10,000
Oct. 12	at Maryland	L	0-27	16,000
Oct. 19	at Duke (5)	L	7-34	15,000
Oct. 26	North Carolina	L	7-14	15,000
Nov. 2	at NC State (10)	L	0-19	10,000
Nov. 9	Virginia Tech	L	3-10	5,500
Nov. 16	West Virginia	L	14-27	5,000
Nov. 23	at Clemson	L	6-13	18,000
Nov. 30	South Carolina	L	7-26	3,000

## 1958

Record: 3-7, 2-4 ACC Captains: Frank Thompson, Charlie Carpenter

Sept. 20	Maryland	W	34-0	8,000
Sept. 27	Virginia Tech <sup>1</sup>	W	13-6	7,000
Oct. 4	at Florida State	L	24-27	19,700
Oct. 11	NC State	W	13-7	18,500
Oct. 18	at Villanova	L	7-9	11,439
Oct. 25	at North Carolina	L	7-26	33,000
Nov. 1	at Clemson (19)	L	12-14	26,000
Nov. 15	Duke	L	0-29	20,000
Nov. 22	at Auburn (2)	L	7-21	20,000
Nov. 27	at South Carolina (16)	L	7-24	16,000

1 - Norfolk, VA

## 1959

Record: 6-4, 4-3 ACC Captains: Neil MacLean, Buck Jolly

Sept. 19	at Florida State	W	22-20	19,300
Sept. 26	Virginia Tech	W	27-18	8,000
Oct. 3	at Tulane	L	0-6	18,000
Oct. 10	at Maryland	W	10-7	21,000
Oct. 17	at NC State	W	17-14	16,000
Oct. 24	North Carolina	L	19-21	19,000
Oct. 31	Virginia	W	34-12	7,500
Nov. 14	at Duke	L	15-27	25,000
Nov. 21	at Clemson (19)	L	31-33	34,000
Nov. 28	South Carolina <sup>1</sup>	W	43-20	12,600

1 - Charlotte, NC



**BILLY HILDEBRAND**  
1960-63 (4 seasons)  
7-33 (.175)

## 1960

Record: 2-8, 2-5 ACC Captains: Norman Snead, Wayne Wolff

Sept. 24	Clemson (9)	L	7-28	22,000
Oct. 1	at Florida State	L	6-14	19,100
Oct. 8	at Virginia Tech	L	13-22	11,000
Oct. 15	at North Carolina	W	13-12	36,000
Oct. 22	Maryland	L	13-14	11,000
Oct. 29	at Virginia	W	28-20	12,000
Nov. 5	NC State	L	12-14	14,500
Nov. 12	Duke	L	7-34	16,500
Nov. 19	at LSU	L	0-16	50,000
Nov. 26	at South Carolina	L	20-41	15,000

## 1961

Record: 4-6, 3-4 ACC Captain: Charles Reiley

Sept. 23	at Baylor	L	0-31	28,000
Sept. 30	South Carolina	L	7-10	12,000
Oct. 7	at Duke	L	3-23	20,000
Oct. 14	at Clemson	W	17-13	26,000
Oct. 21	at NC State	L	0-7	16,000
Oct. 28	Virginia	W	21-15	7,500
Nov. 4	at Auburn	L	7-21	2,000
Nov. 11	Virginia Tech	W	24-15	8,000
Nov. 18	at Maryland	L	7-10	24,000
Nov. 25	North Carolina	W	17-14	11,000

## 1962


Record: 0-10, 0-7 ACC Captain: Bill Shendow

Sept. 22	at Army	L	14-40	17,250
Sept. 29	Maryland	L	2-13	12,000
Oct. 6	Clemson	L	7-24	8,100
Oct. 13	South Carolina	L	6-27	18,942
Oct. 20	at Virginia	L	12-14	16,000
Oct. 27	at North Carolina	L	14-23	26,000
Nov. 3	at Tennessee	L	0-23	22,325
Nov. 10	at Virginia Tech	L	8-37	8,200
Nov. 17	Duke	L	0-50	12,000
Nov. 22	NC State	L	3-27	5,000

## 1963

Record: 1-9, 1-5 ACC Captain: Bill Faircloth

Sept. 21	at East Carolina	L	10-20	17,000
Sept. 28	Virginia Tech	L	0-27	7,000
Oct. 5	North Carolina	L	0-21	12,000
Oct. 12	at Florida State	L	0-35	15,000
Oct. 19	at Army	L	0-47	30,200
Oct. 26	Maryland	L	0-32	5,000
Nov. 2	at Clemson	L	0-36	21,000
Nov. 9	at Duke	L	7-39	18,000
Nov. 16	South Carolina	W	20-19	7,000
Nov. 22	at NC State	L	0-42	15,200



**BILL TATE**  
1964-68 (5 seasons)  
17-32-1 (.350)

## 1964

Record: 5-5, 4-3 ACC Captain: Appointed each game

Sept. 19	at Virginia	W	31-21	14,000
Sept. 26	at Virginia Tech <sup>1</sup>	W	38-21	21,000
Oct. 3	at North Carolina	L	0-23	39,468
Oct. 10	at Vanderbilt	L	6-9	12,000
Oct. 17	Clemson	L	2-21	13,000
Oct. 24	at Maryland	W	21-17	22,000
Oct. 31	at Memphis State	L	14-23	14,187
Nov. 7	Duke	W	20-7	17,000
Nov. 14	at South Carolina	L	13-23	21,963
Nov. 20	NC State	W	27-13	17,300

1 - Roanoke, VA

## 1965

Record: 3-7, 1-5 ACC Captain: Appointed each game

Sept. 18	at Virginia Tech <sup>1</sup>	L	3-12	20,000
Sept. 25	at NC State	L	11-13	17,500
Oct. 2	Vanderbilt	W	7-0	11,000
Oct. 9	Maryland	L	7-10	18,000
Oct. 16	at South Carolina	L	7-38	28,000
Oct. 23	North Carolina	W	12-10	17,500
Oct. 30	at Clemson	L	13-26	24,000
Nov. 6	at Florida State	L	0-35	25,600
Nov. 13	at Duke	L	7-40	25,000
Nov. 20	at Memphis State	W	21-20	17,800

1 - Roanoke, VA

## 1966

Record: 3-7, 2-4 ACC Captain: Appointed each game

Sept. 17	at Virginia	L	10-24	17,000
Sept. 24	at Maryland	L	7-34	26,500
Oct. 1	NC State	L	12-15	11,000
Oct. 8	at Auburn	L	6-14	22,000
Oct. 15	at South Carolina	W	10-6	26,593
Oct. 22	at North Carolina	W	3-0	37,000
Oct. 29	Clemson	L	21-23	15,700
Nov. 5	Virginia Tech	L	0-11	13,000
Nov. 12	Memphis State	W	21-7	8,000
Nov. 19	at Florida State	L	0-28	29,176

## 1967

Record: 4-6, 3-4 ACC Captain: Appointed each game

Sept. 16	Duke <sup>1</sup>	L	13-31	22,450
Sept. 23	at Clemson	L	6-23	36,000
Sept. 29	at Houston (3)	L	6-50	41,769
Oct. 7	Virginia	L	12-14	11,000
Oct. 14	at Memphis State	L	10-42	17,030
Oct. 21	at NC State (5)	L	7-24	30,300
Oct. 28	at North Carolina	W	20-10	36,000
Nov. 4	South Carolina	W	35-21	13,000
Nov. 11	at Tulsa	W	31-24	23,500
Nov. 17	Maryland	W	35-17	14,500

1 - Raleigh, NC

## 1968

First Season at BB&T Field

Record: 2-7-1, 2-3-1 ACC Captain: Appointed each game

Sept. 14	NC State	L	6-10	30,000
Sept. 21	Clemson	T	20-20	22,000
Oct. 5	at Minnesota	L	19-24	39,277
Oct. 12	at Virginia Tech	L	6-7	31,000
Oct. 19	at Purdue (5)	L	27-28	57,694
Oct. 26	North Carolina	W	48-31	30,000
Nov. 2	Maryland	W	38-14	15,500
Nov. 9	South Carolina	L	21-34	16,000
Nov. 16	at Duke	L	3-18	17,500
Nov. 23	at Florida State	L	24-42	35,108



**CAL STOLL**  
1969-71 (3 seasons)  
15-17 (.469)

## 1969

Record: 3-7, 2-5 ACC Captain: Appointed each game

Sept. 13	at NC State	W	22-21	36,900
Sept. 20	at Auburn (20)	L	0-57	35,000
Sept. 27	Virginia Tech	W	16-10	20,000
Oct. 4	Maryland	L	14-19	16,000
Oct. 11	Duke	L	20-27	21,000
Oct. 18	at Clemson	L	14-28	31,000
Oct. 25	at North Carolina	L	3-23	31,500
Nov. 8	at Virginia	W	23-21	15,000
Nov. 15	South Carolina	L	6-24	25,000
Nov. 21	at Miami (FL)	L	7-49	24,817

## 1970

ACC Champions

Record: 6-5, 5-1 ACC Captain: Appointed each game

Sept. 12	at Nebraska (9)	L	12-36	66,103
Sept. 19	at South Carolina	L	7-43	42,219
Sept. 26	at Florida State	L	14-19	27,196
Oct. 3	at Virginia	W	27-7	21,500
Oct. 10	Virginia Tech	W	28-9	18,500
Oct. 17	Clemson	W	36-20	18,500
Oct. 24	North Carolina	W	14-13	30,500
Oct. 31	at Tennessee <sup>1</sup> (9)	L	7-41	26,381
Nov. 7	at Duke	W	28-14	28,600
Nov. 14	NC State	W	16-13	31,000
Nov. 21	at Houston	L	2-26	28,569

1 - Memphis, TN

# YEAR-BY-YEAR RESULTS

## 1971

**Record: 6-5, 2-3 ACC** Captain: Appointed each game

Sept. 11	Davidson	W	27-7	19,500
Sept. 18	at Virginia Tech	W	20-9	28,000
Sept. 25	Miami (FL)	L	10-29	24,500
Oct. 2	at Maryland	W	18-14	16,200
Oct. 9	at NC State	L	14-21	25,300
Oct. 16	Tulsa	W	51-21	18,700
Oct. 23	at North Carolina	L	3-7	44,000
Oct. 30	at Clemson	L	9-10	34,000
Nov. 6	William & Mary	W	36-29	19,000
Nov. 13	Duke	W	23-7	32,000
Nov. 20	at South Carolina	L	7-24	43,285




**TOM HARPER**  
1972 (1 season)  
2-9 (.182)

## 1972

**Record: 2-9, 1-5 ACC** Captains: Bruce Reinert, Donnie Brown

Sept. 9	Davidson	W	26-20	17,000
Sept. 16	at SMU	L	10-56	20,175
Sept. 23	at Tennessee (5)	L	6-45	66,266
Oct. 7	at Maryland	L	0-23	15,000
Oct. 14	NC State	L	13-42	25,000
Oct. 21	North Carolina	L	0-21	27,000
Oct. 28	Clemson	L	0-31	16,000
Nov. 4	at South Carolina	L	3-35	38,689
Nov. 11	at Duke	W	9-7	18,025
Nov. 18	Virginia	L	12-15	18,000
Nov. 25	Virginia Tech	L	9-44	6,500



**CHUCK MILLS**  
1973-77 (5 seasons)  
11-43-1 (.209)

## 1973

**Record: 1-9-1, 0-5-1 ACC** Captains: John Hardin, Clayton Heath, Ron Lennon

Sept. 15	Florida State	W	9-7	18,000
Sept. 22	William & Mary	L	14-15	18,000
Sept. 29	at Richmond	L	0-41	11,425
Oct. 6	at Texas (13)	L	0-41	50,700
Oct. 13	South Carolina	L	12-28	21,200
Oct. 20	Maryland	L	0-37	19,500
Oct. 27	at Virginia	L	10-21	16,000
Nov. 3	at Clemson	L	8-35	23,000
Nov. 10	Duke	T	7-7	20,500
Nov. 17	at North Carolina	L	0-42	37,500
Nov. 24	at NC State (16)	L	13-52	31,100

## 1974

**Record: 1-10, 0-6 ACC** Captains: Mike Arthur, Keith Carter, Dave Mebs

Sept. 7	NC State (18)	L	15-33	22,500
Sept. 14	William & Mary	L	6-17	11,800
Sept. 21	North Carolina	L	0-31	27,200
Oct. 5	at Oklahoma (2)	L	0-63	61,826
Oct. 12	at Penn State (15)	L	0-55	56,500
Oct. 19	at Maryland (18)	L	0-47	31,136
Oct. 26	Virginia	L	0-14	13,700
Nov. 2	Clemson	L	9-21	13,200
Nov. 9	at Duke	L	7-23	18,200
Nov. 16	at South Carolina	L	21-34	27,677
Nov. 23	Furman	W	16-10	7,800

## 1975

**Record: 3-8, 3-3 ACC** Captains: Doug Benfield, Clark Gaines, Lew Henderson

Sept. 6	SMU	L	7-14	13,400
Sept. 13	at NC State (15)	W	30-22	36,500
Sept. 20	Appalachian State	L	17-19	24,300
Sept. 27	Kansas State	L	16-17	17,700
Oct. 11	at Clemson	L	14-16	45,000
Oct. 18	Maryland (19)	L	0-27	19,300
Oct. 25	at Virginia	W	66-21	20,171
Nov. 1	at North Carolina	W	21-9	43,000
Nov. 8	Duke	L	14-42	28,900
Nov. 15	at South Carolina	L	26-37	37,656
Nov. 22	at Virginia Tech	L	10-40	2,900

## 1976

**Record: 5-6, 3-3 ACC** Captain: Bill Armstrong

Sept. 4	Virginia Tech	L	6-23	25,600
Sept. 11	NC State	W	20-18	28,900
Sept. 18	at Vanderbilt	L	24-27	21,900
Sept. 25	at Kansas State	W	13-0	25,500
Oct. 2	at Michigan (1)	L	0-31	103,241
Oct. 9	Clemson	W	20-14	180,000
Oct. 16	at Maryland (5)	L	15-17	46,321
Oct. 23	Virginia	L	17-18	18,300
Oct. 30	North Carolina	L	14-34	30,150
Nov. 6	at Duke	W	38-17	23,600
Nov. 13	at South Carolina (20)	W	10-7	49,773

## 1977

**Record: 1-10, 0-6 ACC** Captains: Don Cervi, Mike McGlamry, Larry Teary

Sept. 10	Furman	W	24-13	20,200
Sept. 17	Vanderbilt	L	0-3	24,250
Sept. 24	at NC State	L	14-41	45,500
Oct. 1	at Purdue	L	17-26	54,060
Oct. 8	at North Carolina	L	3-24	48,000
Oct. 15	Maryland	L	7-35	24,900
Oct. 22	at Virginia	L	10-12	21,500
Oct. 29	at Clemson (16)	L	0-26	40,445
Nov. 5	Duke	L	14-38	15,100
Nov. 12	South Carolina	L	14-24	13,150
Nov. 19	at Virginia Tech	L	10-28	20,000



**JOHN MACKOVIC**  
1978-80 (3 seasons)  
14-20 (.412)

## 1978

**Record: 1-10, 1-5 ACC** Captain: Appointed each game

Sept. 9	Virginia	W	14-0	21,500
Sept. 16	Virginia Tech	L	6-28	22,750
Sept. 23	at LSU (10)	L	11-13	77,197
Sept. 30	NC State	L	10-34	29,700
Oct. 7	at Purdue	L	7-14	54,362
Oct. 14	North Carolina	L	29-34	31,500
Oct. 21	at Maryland (6)	L	0-39	43,119
Oct. 28	at Auburn	L	7-21	52,210
Nov. 4	Clemson (16)	L	6-51	30,400
Nov. 11	at Duke	L	0-3	19,825
Nov. 18	at South Carolina	L	14-37	42,762

## 1979

**Tangerine Bowl**  
**Record: 8-4, 4-2 ACC** Captains: Syd Kitson, Mark Lancaster, James McDougald, James Parker


Sept. 8	Appalachian State	W	30-23	26,500
Sept. 15	at Georgia (12)	W	22-21	57,500
Sept. 22	East Carolina	W	23-20	28,751
Sept. 29	at NC State (16)	L	14-17	44,800
Oct. 6	at Virginia Tech	W	19-14	36,600
Oct. 13	at North Carolina (14)	W	24-19	50,720
Oct. 20	Maryland	W	25-17	26,050
Oct. 27	Auburn (13)	W	42-38 (18)	34,060
Nov. 3	at Clemson	L	0-31 (14)	59,000
Nov. 10	Duke	W	17-14 (20)	28,300
Nov. 17	at South Carolina	L	14-35 (17)	56,407
Dec. 22	LSU <sup>1</sup>	L	10-34	38,666

<sup>1</sup> - Tangerine Bowl/Orlando, FL

## 1980

**Record: 5-6, 2-4 ACC** Captains: Bill Ard, Carlos Bradley, Jay Venuto

Sept. 6	Virginia Tech	L	7-16	24,500
Sept. 20	The Citadel	W	24-7	22,500
Sept. 27	at NC State	W	27-7	47,800
Oct. 4	at William & Mary	W	27-7	15,800
Oct. 11	North Carolina (8)	L	9-27	37,411
Oct. 18	at Maryland	L	10-11	36,472
Oct. 25	Virginia	L	21-24	23,300
Nov. 1	Clemson	L	33-35	28,200
Nov. 8	at Duke	W	27-24	23,000
Nov. 15	at South Carolina (14)	L	38-39	55,583
Nov. 22	Appalachian State	W	28-16	23,000



**AL GROH**  
1981-86 (6 seasons)  
26-40 (.394)

## 1981

**Record: 4-7, 1-5 ACC** Captain: Appointed each game

Sept. 5	South Carolina	L	6-23	29,300
Sept. 12	NC State	L	23-28	29,000
Sept. 19	at Auburn	W	24-21	63,000
Sept. 26	at Virginia Tech	L	14-30	42,200
Oct. 3	Appalachian State	W	15-14	24,500
Oct. 10	at North Carolina (5)	L	10-48	51,962
Oct. 17	Maryland	L	33-45	24,500
Oct. 24	at Virginia	W	24-21	24,222
Oct. 31	at Clemson (3)	L	24-82	61,500
Nov. 7	Duke	L	10-31	22,000
Nov. 14	at Richmond	W	34-22	15,285

## 1982

**Record: 3-8, 0-6 ACC** Captain: Appointed each game

Sept. 4	Western Carolina	W	31-10	25,476
Sept. 11	at Auburn	L	10-28	59,350
Sept. 18	at NC State	L	0-30	44,800
Sept. 25	Appalachian State	W	31-22	29,100
Oct. 2	at Virginia Tech	W	13-10	37,300
Oct. 9	North Carolina (12)	L	7-24	36,200
Oct. 16	at Maryland	L	31-52	35,100
Oct. 23	at Virginia	L	27-34	24,105
Nov. 6	at Duke	L	26-46	21,500
Nov. 13	Georgia Tech	L	7-45	19,257
Nov. 27	Clemson (10) <sup>1</sup>	L	17-21	80,000

<sup>1</sup> - Mirage Bowl/Tokyo, Japan

## 1983

**Record: 4-7, 1-5 ACC** Captains: Dan Dougherty, Danny Martin, Danny Rocco, Tim Salley, Gary Schofield

Sept. 3	Appalachian State	L	25-27	25,711
Sept. 10	at Virginia Tech	W	13-6	26,300
Sept. 17	Western Carolina	W	21-0	21,351
Sept. 24	at Richmond	W	31-6	6,923
Oct. 1	NC State	L	15-38	28,450
Oct. 8	at North Carolina (4)	L	10-30	51,171
Oct. 15	Maryland (16)	L	33-36	22,300
Oct. 22	Virginia	W	38-34	17,500
Oct. 29	at Clemson	L	17-24	66,000
Nov. 5	Duke	L	21-31	21,400
Nov. 12	at Georgia Tech	L	33-49	26,330

## 1984

**Record: 6-5, 3-3 ACC** Captains: Ronnie Burgess, Tony Coates, Ken McAllister, Mike Nesselt

Sept. 8	Virginia Tech	L	20-21	26,543
Sept. 15	Appalachian State	W	17-13	22,700
Sept. 22	at NC State	W	24-15	34,300
Sept. 29	at Maryland	L	17-38	32,700
Oct. 6	at Richmond	W	29-16	15,126
Oct. 13	North Carolina	W	14-3	33,778
Oct. 20	at Virginia	L	9-28	38,671
Oct. 27	William & Mary	W	34-21	23,712
Nov. 3	at Clemson*	L	14-37	70,000
Nov. 10	at Duke	W	20-16	28,000
Nov. 17	Georgia Tech	L	7-24	22,700

\* - Game did not count in ACC standings

# YEAR-BY-YEAR RESULTS

## 1985


**Record: 4-7, 1-6 ACC** Captains: Gary Baldinger, Foy White

Sept. 7	William & Mary	W	30-23	22,300
Sept. 14	at Boston University	W	30-0	12,062
Sept. 21	NC State	L	17-20	26,700
Sept. 28	Appalachian State	W	24-21	27,300
Oct. 5	at Tennessee (16)	L	29-31	93,345
Oct. 12	at North Carolina	L	14-34	49,000
Oct. 19	Maryland	L	3-26	23,700
Oct. 26	Virginia	L	18-20	19,400
Nov. 2	at Clemson	L	10-26	70,000
Nov. 9	Duke	W	27-7	19,800
Nov. 16	at Georgia Tech	L	10-41	28,575

## 1986

**Record: 5-6, 2-5 ACC** Captains: Rory Holt, Paul Kiser, Tim Morrison, Terence Ryan

Sept. 6	Appalachian State	W	21-13	28,700
Sept. 13	Boston University	W	31-0	17,800
Sept. 20	at NC State	L	38-42	37,400
Sept. 27	at Army	W	49-14	40,853
Oct. 4	Virginia	L	28-30	25,400
Oct. 11	North Carolina	L	30-40	31,350
Oct. 18	at Maryland	W	27-21	39,650
Nov. 1	Clemson	L	20-28	20,370
Nov. 8	at Duke	L	36-38	36,200
Nov. 15	at South Carolina	L	21-48	64,186
Nov. 22	Georgia Tech	W	24-21	17,300



### BILL DOOLEY

1987-92 (6 seasons)  
29-36-2 (.448)

## 1987

**Record: 7-4, 4-3 ACC** Captains: Chip Rives, Jimmie Simmons

Sept. 12	Richmond	W	24-0	14,250
Sept. 19	NC State	W	21-3	23,600
Sept. 26	Appalachian State	W	16-12	33,400
Oct. 3	at Army	W	17-13	36,690
Oct. 10	at North Carolina	W	22-14	50,000
Oct. 17	Maryland	L	0-14	25,175
Oct. 24	at Virginia	L	21-35	32,500
Oct. 31	at Clemson (14)	L	17-31	70,000
Nov. 7	Duke	W	30-27	23,500
Nov. 14	South Carolina (14)	L	0-30	34,720
Nov. 21	at Georgia Tech	W	33-6	21,114

## 1988

**Record: 6-4-1, 4-3 ACC** Captains: Mike Elkins, Ernie Purnsley

Sept. 3	at Villanova	W	31-11	11,624
Sept. 10	Illinois State	W	35-0	22,250
Sept. 17	at NC State	L	6-14	48,000
Sept. 24	at Michigan (19)	L	9-19	102,776
Oct. 8	North Carolina	W	42-24	33,500
Oct. 15	at Maryland	W	27-24	41,278
Oct. 22	Virginia	L	14-34	21,300
Oct. 29	Clemson (15)	L	21-38	27,300
Nov. 5	at Duke	W	35-16	35,500
Nov. 12	Georgia Tech	W	28-24	21,500
Nov. 19	Appalachian State	T	34-34	21,050

## 1989

**Record: 2-8-1, 1-6 ACC** Captains: James DuBose, Tony Mayberry

Sept. 9	Appalachian State	L	10-15	30,200
Sept. 16	NC State (19)	L	17-27	25,250
Sept. 23	at Army	L	10-14	35,898
Sept. 30	Rice	T	17-17	12,100
Oct. 7	at North Carolina	W	17-16	47,500
Oct. 14	Maryland	L	7-27	17,500
Oct. 21	at Virginia	L	28-47	33,700
Oct. 28	at Clemson (22)	L	10-44	72,000
Nov. 4	Duke	L	35-52	18,600
Nov. 11	Tulsa	W	29-17	27,100
Nov. 18	at Georgia Tech	L	14-43	28,732

## 1990

**Record: 3-8, 0-7 ACC** Captains: Steve Brown, Mike Smith

Sept. 1	at Rice	L	17-33	44,200
Sept. 8	Appalachian State	W	23-12	20,117
Sept. 15	at NC State	L	15-20	27,711
Sept. 29	Army	W	52-14	27,554
Oct. 6	North Carolina	L	24-31	23,124
Oct. 13	at Maryland	L	13-41	25,317
Oct. 20	Virginia (1)	L	14-49	32,700
Oct. 27	Clemson (19)	L	6-24	13,493
Nov. 3	at Duke	L	20-57	22,500
Nov. 17	Georgia Tech (4)	L	7-42	22,352
Nov. 24	at Vanderbilt	W	56-28	24,856

## 1991

**Record: 3-8, 1-6 ACC** Captains: Gregg Long, Marvin Mitchell, Anthony Williams

Sept. 14	Western Carolina	W	40-24	25,143
Sept. 21	NC State	L	3-30	28,234
Sept. 28	at Northwestern	L	14-41	49,200
Oct. 5	Appalachian State	L	3-17	17,342
Oct. 12	at North Carolina	L	10-24	41,900
Oct. 19	Maryland	L	22-23	17,342
Oct. 26	at Virginia	L	7-48	15,759
Nov. 2	at Clemson (16)	L	10-28	38,124
Nov. 9	Duke	W	31-14	22,276
Nov. 16	at Georgia Tech	L	3-27	23,447
Nov. 23	at Navy	W	52-24	24,387

## 1992

**Independence Bowl**  
**Record: 8-4, 4-4 ACC** Captains: George Coghill, Ben Coleman, Maurice Miller

Sept. 5	North Carolina	L	17-35	23,447
Sept. 12	Appalachian State	W	10-7	22,135
Sept. 26	at Florida State (3)	L	7-35	33,860
Oct. 3	Virginia (14)	L	17-31	31,132
Oct. 10	at Vanderbilt	W	40-6	18,221
Oct. 17	at Maryland	W	30-23	21,839
Oct. 24	Army	W	23-7	33,600
Oct. 31	Clemson	W	18-15	21,839
Nov. 7	at Duke	W	28-14	46,121
Nov. 14	at Georgia Tech	W	23-10	40,006
Nov. 21	at NC State (13)	L	14-42 (25)	16,053
Dec. 31	Oregon <sup>1</sup>	W	39-35	25,142

<sup>1</sup> - Independence Bowl/Shreveport, LA

Wake Forest was ranked #25 in the final national poll.



### JIM CALDWELL

1993-2000 (8 seasons)  
26-63 (.292)

## 1993

**Record: 2-9, 1-7 ACC** Captains: Jim Kemp, John Leach, Dred Boone, Jay Williams

Sept. 4	Vanderbilt	L	12-27	26,918
Sept. 11	NC State (18)	L	16-34	23,895
Sept. 18	Appalachian State	W	20-3	26,918
Sept. 25	at Northwestern	L	14-26	55,000
Oct. 9	at North Carolina (15)	L	35-45	20,123
Oct. 16	at Clemson	W	20-16	66,666
Oct. 23	Duke	L	13-21	20,123
Oct. 30	at Florida State (1)	L	0-54	21,113
Nov. 6	at Virginia (21)	L	9-21	12,521
Nov. 13	Georgia Tech	L	28-38	31,203
Nov. 20	Maryland	L	32-33	25,067

## 1994

**Record: 3-8, 1-7 ACC** Captains: Kevin Giles, Richard Goodpasture, Eddie McKeel, Matt McNeel

Sept. 3	at Vanderbilt	L	14-35	20,317
Sept. 10	Appalachian State	W	12-10	24,787
Sept. 17	Florida State (3)	L	14-56	17,571
Sept. 24	at Maryland	L	7-31	20,183
Oct. 1	Army	W	33-27	17,571
Oct. 8	Virginia	L	6-42	21,445
Oct. 15	at NC State	L	3-34	68,000
Oct. 22	Duke	L	26-51	22,727
Oct. 29	at Clemson	L	8-24	35,706
Nov. 12	North Carolina	L	0-50	21,831
Nov. 19	at Georgia Tech	W	20-13	16,638

## 1995

**Record: 1-10, 0-8 ACC** Captains: Tucker Grace, Elton Ndoma-Ogar

Aug. 31	Appalachian State	L	22-24	18,616
Sept. 9	at Tulane	L	9-35	25,380
Sept. 16	Clemson	L	14-29	18,616
Sept. 23	at Navy	W	30-7	19,107
Sept. 30	at Virginia (11)	L	17-35	73,400
Oct. 7	Maryland	L	6-9	19,107
Oct. 14	at Florida State (1)	L	13-72	31,752
Oct. 21	at North Carolina	L	7-31	23,114
Oct. 28	at Duke	L	26-42	18,218
Nov. 4	Georgia Tech	L	23-24	23,114
Nov. 18	NC State	L	23-52	18,218

## 1996

**Record: 3-8, 1-7 ACC** Captains: William Clark, Harold Gragg, Doug Marsigli, Tom Steutzer

Aug. 29	Appalachian State	W	19-13	21,129
Sept. 7	Northwestern (13)	W	28-27	21,749
Sept. 14	at Georgia Tech	L	10-30	45,750
Sept. 21	Virginia (20)	L	7-42	23,220
Sept. 28	at Clemson	L	10-21	65,000
Oct. 5	North Carolina (15)	L	6-45	25,681
Oct. 19	at Maryland	L	0-52	30,212
Oct. 26	Navy	L	18-47	17,307
Nov. 9	Florida State (3) <sup>1</sup>	L	7-44	34,974
Nov. 16	Duke	W	17-16	17,842
Nov. 23	at NC State	L	22-37	40,500

<sup>1</sup> - Orlando, FL

## 1997

**Record: 5-6, 3-5 ACC** Captains: Thabiti Davis, Robert Fatzinger, Chris Gaskell, D'Angelo Solomon

Sept. 6	Northwestern (21)	W	27-20	24,320
Sept. 13	at East Carolina	L	24-25	38,031
Sept. 20	Georgia Tech	L	26-28	22,832
Sept. 25	NC State	W	19-18	24,259
Oct. 4	at Virginia	L	13-21	40,000
Oct. 11	at North Carolina (5)	L	12-30	57,000
Oct. 18	Maryland	W	35-17	17,893
Oct. 25	at Duke	W	38-24	28,531
Nov. 1	Clemson	L	16-33	23,411
Nov. 8	at Rutgers	W	28-14	11,717
Nov. 15	at Florida State (2)	L	7-58	70,026

## 1998

**Record: 3-8, 2-6 ACC** Captains: Desmond Clark, Brian Kuklick, Kelvin Moses, Jeffrey Muires

Sept. 5	at Air Force	L	0-42	47,972
Sept. 10	Navy	W	26-14	26,032
Sept. 26	at Clemson	W	29-19	60,000
Oct. 3	Appalachian State	L	27-30	26,885
Oct. 10	Duke	L	16-19	22,037
Oct. 17	at Maryland	W	20-10	23,419
Oct. 24	North Carolina	L	31-38	25,841
Oct. 31	Virginia (15)	L	17-38	22,718
Nov. 7	at NC State	L	27-38	51,500
Nov. 14	Florida State (5)	L	7-24	19,193
Nov. 21	at Georgia Tech (21)	L	35-63	40,110

# YEAR-BY-YEAR RESULTS

## 1999

**Record: 7-5, 3-5 ACC** Captains: Jammie Deese, Dustin Lyman, DaLawn Parrish, Ben Sankey

Sept. 11	at Army	W	34-15	29,646
Sept. 18	at Virginia	L	7-35	50,000
Sept. 25	NC State (25)	W	31-7	23,450
Oct. 2	Rutgers	W	17-10	20,772
Oct. 9	Maryland	L	14-17	19,321
Oct. 16	at Florida State (1)	L	10-33	78,105
Oct. 23	UAB	W	47-3	20,578
Oct. 30	Clemson	L	3-12	24,105
Nov. 6	at North Carolina	W	19-3	40,000
Nov. 13	at Duke	L	35-48	29,457
Nov. 20	Georgia Tech (14)	W	26-23	25,230
Dec. 25	Arizona State <sup>1</sup>	W	23-3	20,000

1 - Jeep Aloha Bowl/Honolulu, HI

## 2000

**Record: 2-9, 1-7 ACC** Captains: Nick Bender, Mike Koch, Bryan Ray

Aug. 31	Appalachian State	L	16-20	26,853
Sept. 9	North Carolina	L	14-35	30,087
Sept. 16	at Clemson (16)	L	7-55	73,000
Sept. 30	Virginia	L	10-27	20,151
Oct. 7	Vanderbilt	L	10-17	18,213
Oct. 14	at Georgia Tech	L	20-52	43,829
Oct. 21	at Maryland	L	7-37	26,544
Nov. 4	Duke	W	28-26	19,224
Nov. 11	Florida State (3)	L	6-35	27,071
Nov. 18	at Navy	W	49-26	30,370
Nov. 25	at NC State	L	14-32	29,821



## JIM GROBE

2001-13 (13 seasons)  
77-82 (.484)

## 2001

**Record: 6-5, 3-5 ACC** Captains: Appointed each game

Sept. 1	at East Carolina	W	21-19	36,794
Sept. 8	Appalachian State	W	20-10	29,127
Sept. 22	Maryland	L	20-27	22,372
Sept. 29	at Florida State (15/18)	L	24-48	79,162
Oct. 6	NC State	L	14-17	27,401
Oct. 13	at Duke	W	42-35	10,835
Oct. 27	Clemson	L	14-21	21,290
Nov. 3	at Virginia	W	34-30	50,228
Nov. 10	at North Carolina	W	32-31	53,000
Nov. 17	Georgia Tech	L	33-38	24,263
Nov. 24	Northern Illinois	W	38-35	14,100

## 2002

**Seattle Bowl**  
**Record: 7-6, 3-5 ACC** Captains: Appointed each game

Aug. 29	at Northern Illinois	L	41-42	19,653
Sept. 7	East Carolina	W	27-22	28,486
Sept. 14	at NC State (19/20)	L	13-32	51,094
Sept. 21	at Purdue	W	24-21	48,550
Sept. 28	Virginia	L	34-38	25,883
Oct. 5	at Georgia Tech	W	24-21	43,719
Oct. 12	Duke	W	36-10	25,856
Oct. 19	at Clemson	L	23-31	81,000
Oct. 26	North Carolina	W	31-0	31,476
Nov. 2	Florida State (18/20)	L	21-34	24,710
Nov. 23	Navy	W	30-27	31,476
Nov. 30	at Maryland (25/23)	L	14-32	39,066
Dec. 30	Oregon <sup>1</sup>	W	38-17	38,241

1 - Seattle Bowl, Seattle, WA

## 2003

**Record: 5-7, 3-5 ACC** Captains: Appointed each game

Aug. 30	at Boston College	W	32-28	42,563
Sept. 6	NC State (14/11)	W	38-24	35,741
Sept. 13	Purdue	L	10-16 (20/21)	29,853
Sept. 20	East Carolina	W	34-16	28,074
Sept. 27	at Virginia	L	24-27	60,884
Oct. 11	Georgia Tech	L	7-24	27,382
Oct. 18	at Duke	W	42-13	17,314
Oct. 25	at Florida State (6/7)	L	24-48	82,393
Nov. 1	Clemson	W	45-17	35,643
Nov. 8	at North Carolina	L	34-42	35,000
Nov. 15	Connecticut	L	17-51	22,435
Nov. 29	Maryland	L	28-41	18,783

## 2004

**Record: 4-7, 1-7 ACC** Captains: Appointed each game

Sept. 4	at Clemson (15/16)	L	30-37	81,473
Sept. 11	at East Carolina	W	31-17	38,141
Sept. 18	North Carolina A&T	W	42-3	27,893
Sept. 25	Boston College	W	17-14	29,461
Oct. 2	at NC State	L	21-27	53,800
Oct. 9	Virginia Tech	L	10-17	32,433
Oct. 23	Florida State (5/6)	L	17-20	31,403
Oct. 30	Duke	W	24-22	25,762
Nov. 13	North Carolina	L	24-31	37,623
Nov. 20	at Miami (12/12)	L	7-52	41,315
Nov. 27	at Maryland	L	7-13	48,226

## 2005

**Record: 4-7, 3-5 ACC** Captains: Goryal Scales, Steve Vallos

Sept. 1	Vanderbilt	L	20-24	25,384
Sept. 10	at Nebraska	L	3-31	77,380
Sept. 17	East Carolina	W	44-34	29,563
Sept. 24	Maryland	L	12-22	26,022
Oct. 1	Clemson	W	31-27	32,153
Oct. 8	at Florida State (4/5)	L	24-41	82,589
Oct. 15	at Boston College (14/14)	L	30-35	33,632
Oct. 22	NC State	W	27-19	33,316
Oct. 29	at Duke	W	44-6	15,347
Nov. 5	at Georgia Tech	L	17-30	51,571
Nov. 12	Miami (3/3)	L	17-47	27,106

## 2006

**FedEx Orange Bowl**  
**ACC Champions**  
**Record: 11-3, 6-2 ACC** Captains: Appointed each game

Sept. 2	Syracuse	W	20-10	34,141
Sept. 9	Duke	W	14-13	26,071
Sept. 16	at Connecticut	W	24-13	40,000
Sept. 23	at Ole Miss	W	27-3	52,079
Sept. 30	Liberty	W	34-14	29,623
Oct. 7	Clemson	L	17-27	35,920
Oct. 14	at NC State	W	25-23	55,972
Oct. 28	at North Carolina	W	24-17 (24/NR)	49,000
Nov. 4	Boston College (16/16)	W	21-14 (22/23)	32,633
Nov. 11	at Florida State	W	30-0 (18/19)	77,785
Nov. 18	Virginia Tech (19/19)	L	6-27 (14/14)	36,723
Nov. 25	at Maryland	W	38-24 (20/20)	51,500
Dec. 2	vs. Georgia Tech (23/22) <sup>1</sup>	W	9-6 (16/16)	62,850
Jan. 2	vs. Louisville (5/5) <sup>2</sup>	L	13-24 (15/15)	74,470

1 - ACC Championship Game, Jacksonville, FL

2 - FedEx Orange Bowl, Miami, FL

## 2007

**Meineke Car Care Bowl**  
**Record: 9-4, 5-3 ACC** Captains: Appointed each game

Sept. 1	at Boston College	L	28-38	42,292
Sept. 8	Nebraska (16/17)	L	17-20	32,483
Sept. 15	Army	W	21-10	32,142
Sept. 22	Maryland	W	31-24	31,964
Oct. 6	at Duke	W	41-36	20,134
Oct. 11	Florida State (21/21)	W	24-21	32,906
Oct. 20	at Navy	W	44-24	36,992
Oct. 27	North Carolina	W	37-10	33,023
Nov. 3	at Virginia	L	17-16 (21/NR)	60,106
Nov. 10	at Clemson (20/20)	L	44-10	81,500
Nov. 17	NC State	W	38-18	33,052
Nov. 24	at Vanderbilt	W	31-17	27,650
Dec. 29	vs. Connecticut <sup>1</sup>	W	24-10	53,126

1 - Meineke Car Care Bowl, Charlotte, NC

## 2008

**EagleBank Bowl**  
**Record: 8-5, 4-4 ACC** Captains: Appointed each game

Aug. 28	at Baylor	W	41-13 (23/23)	30,633
Sept. 6	Mississippi	W	30-28 (20/19)	31,986
Sept. 20	at Florida State (24/24)	W	12-3 (18/18)	79,235
Sept. 27	Navy	L	17-24 (16/15)	33,173
Oct. 9	Clemson	W	12-7 (21/21)	33,988
Oct. 18	at Maryland	L	0-26 (21/19)	46,257
Oct. 25	at Miami	L	10-16	41,208
Nov. 1	Duke	W	33-30 (ot)	32,226
Nov. 8	Virginia	W	28-17	34,014
Nov. 15	at NC State	L	17-21	56,174
Nov. 22	Boston College	L	21-24	30,373
Nov. 29	Vanderbilt	W	23-10	25,902
Dec. 20	Navy <sup>1</sup>	W	29-19	28,777

1 - EagleBank Bowl, Washington, DC

## 2009

**Record: 5-7, 3-5 ACC** Captains: Appointed each game

Sept. 5	Baylor	L	21-24	30,958
Sept. 12	Stanford	W	24-17	30,002
Sept. 19	Elon	W	35-7	31,454
Sept. 26	at Boston College	L	24-27	40,892
Oct. 3	NC State	W	30-24	33,921
Oct. 10	Maryland	W	42-32	32,780
Oct. 17	at Clemson	L	3-38	74,298
Oct. 24	at Navy	L	10-13	31,907
Oct. 31	Miami (18/19)	L	27-28	30,011
Nov. 7	at Georgia Tech (11/10)	L	27-30 (ot)	51,415
Nov. 14	Florida State	L	28-41	33,411
Nov. 21	at Duke	W	45-34	21,420

## 2010

**Record: 3-9, 1-7 ACC** Captains: Marshall Williams, Josh Adams, Russell Nenon, Hunter Haynes

Sept. 2	Presbyterian	W	53-13	2,8205
Sept. 11	Duke	W	54-48	31,673
Sept. 18	at Stanford (19/19)	L	24-68	39,061
Sept. 25	at Florida State	L	0-31	61,647
Oct. 2	Georgia Tech	L	20-24	30,263
Oct. 9	Navy	L	27-28	31,454
Oct. 16	at Virginia Tech	L	21-52	66,233
Oct. 30	at Maryland	L	14-62	39,063
Nov. 6	Boston College	L	13-23	29,465
Nov. 13	at NC State	L	3-38	57,161
Nov. 20	Clemson	L	10-30	31,783
Nov. 27	at Vanderbilt	W	34-13	21,338

## 2011

**Music City Bowl**  
**Record: 6-7, 5-3 ACC** Captains: Appointed each game

Sept. 1	at Syracuse	L	29-36 (ot)	40,833
Sept. 10	NC State	W	34-27	32,423
Sept. 17	Gardner-Webb	W	48-5	28,765
Oct. 1	at Boston College	W	27-19	38,265
Oct. 8	Florida State (22/23)	W	35-30	33,116
Oct. 15	Virginia Tech (19/17)	L	17-38	35,026
Oct. 22	at Duke	W	24-23	22,258
Oct. 29	at North Carolina	L	24-49	57,000
Nov. 5	Notre Dame	L	17-24	36,307
Nov. 12	at Clemson (9/10)	L	28-31	79,000
Nov. 19	Maryland	W	31-10	30,112
Nov. 26	Vanderbilt	L	7-41	28,020
Dec. 30	vs. Mississippi State <sup>1</sup>	L	17-23	55,208

1 - Music City Bowl, Nashville, Tenn.

## 2012

**Record: 5-7, 3-5 ACC** Captains: Appointed each game

Sept. 1	Liberty	W	20-17	27,652
Sept. 8	North Carolina	W	28-27	29,526
Sept. 15	at Florida State (5/6)	L	0-52	68,833
Sept. 22	Army	W	49-37	30,207
Sept. 29	Duke	L	27-34	28,743
Oct. 6	at Maryland	L	14-19	40,391
Oct. 20	at Virginia	W	16-10	41,167
Oct. 25	Clemson (14/13)	L	13-42	31,162
Nov. 3	Boston College	W	28-14	28,963
Nov. 10	at NC State	L	6-37	52,567
Nov. 17	at Notre Dame (3/3)	L	0-38	80,795
Nov. 24	Vanderbilt	L	21-55	26,134

## 2013

**Record: 4-8, 2-6 ACC** Captains: Appointed each game

Aug. 29	Presbyterian	W	31-7	26,202
Sept. 6	at Boston College	L	10-24	32,465
Sept. 14	ULM	L	19-21	26,505
Sept. 21	at Army	W	25-11	33,610
Sept. 28	at Clemson (3/4)	L	7-56	80,607
Oct. 5	NC State	W	28-13	30,642
Oct. 19	Maryland	W	34-10	27,807
Oct. 26	at Miami (7/6)	L	21-24	66,160
Nov. 2	at Syracuse	L	0-13	38,550
Nov. 9	Florida State (3/3)	L	3-59	30,865
Nov. 23	Duke (25/24)	L	21-28	28,463
Nov. 30	at Vanderbilt	L	21-23	33,019

# YEAR-BY-YEAR RESULTS



**DAVE CLAWSON**

2014-present (4 seasons)  
21-29 (.420)

**2014**

**Record: 3-9, 1-7 ACC**

Captains: Jordan Garside, Merrill Noel,  
Brandon Chubb, Hunter Williams, Ryan Janvion

Aug. 28	at ULM	L	10-17	21,003
Sept. 6	Gardner-Webb	W	23-7	26,925
Sept. 13	at Utah State	L	24-36	20,345
Sept. 20	Army	W	24-21	28,123
Sept. 27	at Louisville	L	10-20	51,463
Oct. 4	at Florida State (1)	L	3-43	82,327
Oct. 18	Syracuse	L	7-30	25,107
Oct. 25	Boston College	L	17-23	26,439
Nov. 6	Clemson (19)	L	20-34	28,846
Nov. 15	at NC State	L	13-42	55,353
Nov. 22	Virginia Tech	W	6-3 (2 ot)	27,820
Nov. 29	at Duke	L	21-41	22,247

**2015**

**Record: 3-9, 1-7 ACC**

Captains: Dylan Intemann, Alex Kinal,  
Brandon Chubb, Hunter Williams, Ryan Janvion

Sept. 3	Elon	W	41-3	27,126
Sept. 12	at Syracuse	L	17-30	26,670
Sept. 19	at Army West Point	W	17-14	29,124
Sept. 26	Indiana	L	24-31	22,508
Oct. 3	Florida State (11)	L	16-24	28,588
Oct. 10	at Boston College	W	3-0	30,094
Oct. 17	at North Carolina	L	14-50	50,500
Oct. 24	NC State	L	17-35	30,464
Oct. 30	Louisville	L	19-20	24,922
Nov. 14	at Notre Dame (6)	L	7-28	80,795
Nov. 21	at Clemson (1)	L	13-33	81,577
Nov. 28	Duke	L	21-27	26,435

**2016**

**Military Bowl**

**Record: 7-6, 3-5 ACC**

Captains: Marquel Lee, Wendell Dunn  
Josh Harris, Tyler Hayworth, Cam Serigne

Sept. 1	Tulane	W	7-3	24,398
Sept. 10	at Duke	W	24-14	21,077
Sept. 17	Delaware	W	38-21	25,972
Sept. 24	at Indiana	W	33-28	45,519
Oct. 1	at NC State	L	16-33	58,200
Oct. 8	Syracuse	W	28-9	25,162
Oct. 15	at Florida State (14/16)	L	6-17	77,102
Oct. 29	Army West Point	L	13-21	27,948
Nov. 5	Virginia	W	27-20	25,334
Nov. 12	at Louisville (5/6)	L	12-44	51,218
Nov. 19	Clemson (5/5)	L	13-35	31,512
Nov. 26	Boston College	L	14-17	24,866
Dec. 27	vs. Temple <sup>1</sup> (23/24)	W	34-26	26,656

1 - Military Bowl, Annapolis, Md.

**2017**

**Belk Bowl**

**Record: 8-5, 4-4 ACC**

Captains: Grant Dawson, Wendell Dunn  
Cam Serigne, A'Lique Terry, Jaboree Williams, John Wolford

Aug. 31	Presbyterian	W	51-7	22643
Sept. 9	at Boston College	W	34-10	38082
Sept. 16	Utah State	W	46-10	27971
Sept. 23	at Appalachian State	W	20-19	35126
Sept. 30	Florida State (rv/25)	L	19-26	31588
Oct. 7	at Clemson (2/2)	L	14-28	81500
Oct. 21	at Georgia Tech	L	24-38	45224
Oct. 28	Louisville	W	42-32	29593
Nov. 4	at Notre Dame (3/3)	L	37-48	77622
Nov. 11	at Syracuse	W	64-43	38539
Nov. 18	NC State (25/19)	W	30-24	31803
Nov. 25	Duke	L	23-31	27016
Dec. 29	vs. Texas A&M <sup>1</sup>	W	55-52	32784

1 - Belk Bowl, Charlotte, N.C.

## FUTURE SCHEDULES

**2019**

Aug. 30	UTAH STATE
Sept. 7	at Rice
Sept. 14	NORTH CAROLINA (non-ACC)
Sept. 21	ELON
TBA	FLORIDA STATE
TBA	NC STATE
TBA	DUKE
TBA	LOUISVILLE
TBA	at Boston College
TBA	at Syracuse
TBA	at Clemson
TBA	at Virginia Tech

**2020**

Sept. 5	at Old Dominion
Sept. 12	APPALACHIAN STATE
Sept. 19	VILLANOVA
Sept. 26	NOTRE DAME (at Charlotte)
TBA	BOSTON COLLEGE
TBA	SYRACUSE
TBA	CLEMSON
TBA	MIAMI
TBA	at Florida State
TBA	at NC State
TBA	at Duke
TBA	at Louisville

**2021**

Sept. 2/4	OLD DOMINION
Sept. 18	NORTHERN ILLINOIS
Sept. 25	at North Carolina (non-ACC)
Oct. 23	at Army West Point
TBA	FLORIDA STATE
TBA	NC STATE
TBA	DUKE
TBA	LOUISVILLE
TBA	at Boston College
TBA	at Syracuse
TBA	at Clemson
TBA	at Virginia

**2022**

Sept. 1	VMI
Sept. 10	at Vanderbilt
Sept. 17	LIBERTY
Oct. 8	ARMY WEST POINT
TBA	BOSTON COLLEGE
TBA	SYRACUSE
TBA	CLEMSON
TBA	NORTH CAROLINA
TBA	at Florida State
TBA	at NC State
TBA	at Duke
TBA	at Louisville

**2023**

A31/S2	EION
Sept. 9	VANDERBILT
Sept. 16	AIR FORCE
Oct. 28	at Notre Dame
TBA	FLORIDA STATE
TBA	NC STATE
TBA	DUKE
TBA	LOUISVILLE
TBA	at Boston College
TBA	at Syracuse
TBA	at Clemson
TBA	at Pittsburgh

**2024**

Sept. 14	OLE MISS
Nov. 16	at Army West Point
TBA	BOSTON COLLEGE
TBA	SYRACUSE
TBA	CLEMSON
TBA	GEORGIA TECH
TBA	at Florida State
TBA	at NC State
TBA	at Duke
TBA	at Louisville

**2025**

Aug. 30	at Liberty
Sept. 13	at Ole Miss
Nov. 15	ARMY WEST POINT

**2026**

Sept. 3/4/5	LIBERTY
Sept. 12	at Purdue
Nov. 14	at Army West Point

**2027**

Sept. 11	at East Carolina
Sept. 18	TULANE
TBA	NOTRE DAME

**2028**

Sept. 9	PURDUE
Sept. 23	EAST CAROLINA

**2029**

TBA	at Notre Dame
-----	---------------

**2032**

TBA	at Notre Dame
-----	---------------

**2037**

TBA	NOTRE DAME
-----	------------