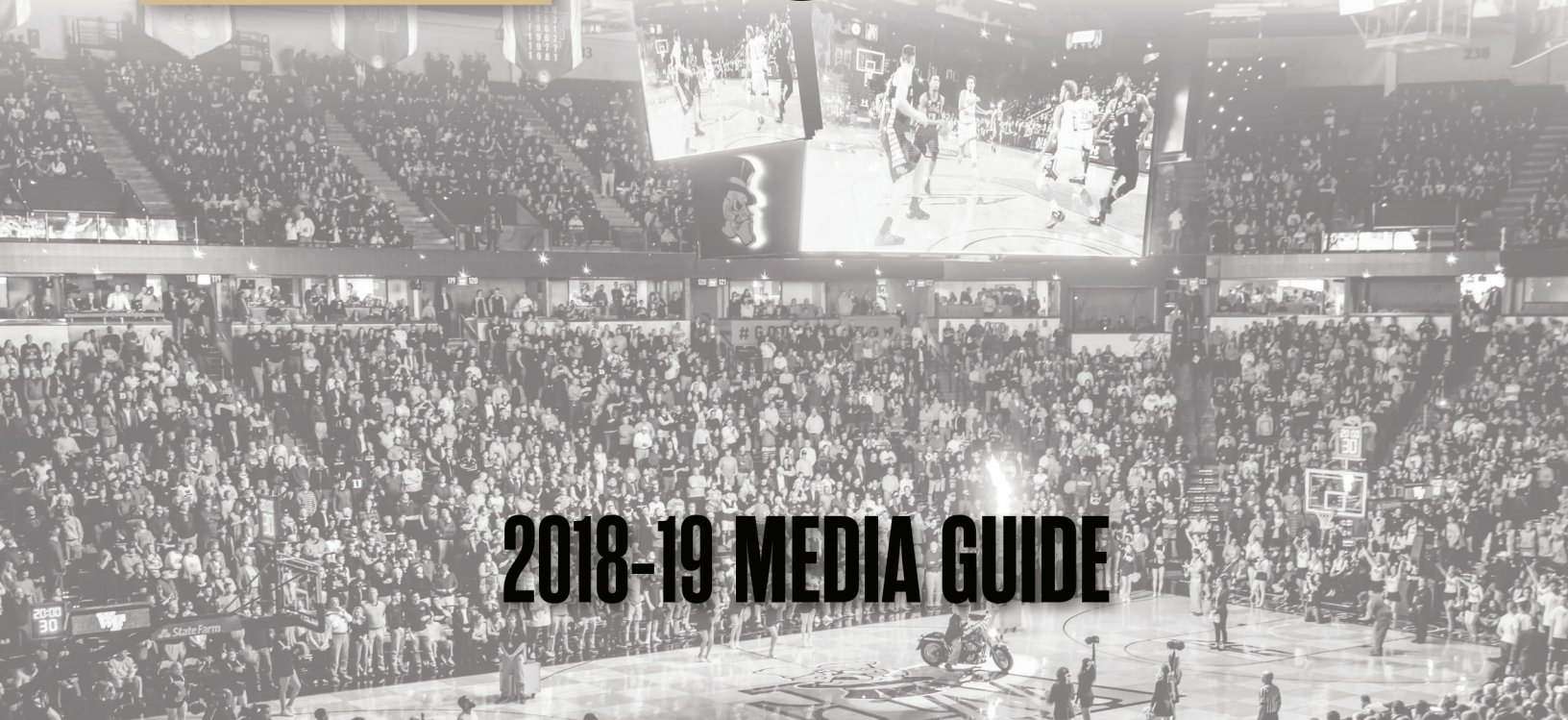




WAKE FOREST BASKETBALL



2018-19 MEDIA GUIDE



JOHN COLLINS
ATLANTA HAWKS



CHRIS PAUL
HOUSTON ROCKETS



AL-FAROUQ AMINU
PORTLAND TRAILBLAZERS



JEFF TEAGUE
MINNESOTA TIMBERWOLVES



JAMES JOHNSON
MIAMI HEAT



ISH SMITH
DETROIT PISTONS



FROM WAKE FOREST TO THE NBA

2018-19 WAKE FOREST BASKETBALL

Table of Contents 1
 Quick Facts 1
 Media Information 2
 Athletic Communications 2
 IMG College Radio Network 3
 2017-18 Roster 4-5

2017-18 DEMON DEACON PLAYERS

Chaundee Brown 6-7
 Brandon Childress 8-9
 Olivier Sarr 10-11
 Sunday Okeke 12-13
 Anthony Bilas 14
 Aaron Spivey 15
 Torry Johnson 16-17
 Ikenna Smart 18-19
 Andrien White 20-21
 Miles Lester 22
 Jaylen Hoard 23
 Jamie Lewis 23
 Isaiah Mucius 24
 Sharone Wright, Jr. 24
 Michael Wynn 25
 Blake Buchanan 25

WAKE FOREST BASKETBALL STAFF

Head Coach Danny Manning 26-28
 Associate Head Coach Randolph Childress 29
 Assistant Coach Steve Woodberry 30
 DOBO/Interim Asst. Coach Justin Bauman 31
 Dir. of Sports Performance Ryan Horn 32
 Special Asst. to the Head Coach Ernie Nestor 33
 Dir. of Player Development Evan Manning 34
 Basketball Multimedia Coordinator Roger Epps, Jr. . 34
 Video Coordinator/Scouting Asst. Tommy Eames . 35
 Administrative Assistant Lynne Heflin 35
 Basketball Support Staff 36
 University President Dr. Nathan O. Hatch 38
 Director of Athletics Ron Wellman 39
 University Administration 40
 Compliance Information 40

2017-18 SEASON IN REVIEW

Results 41
 Statistics 42-43
 Superlatives 44
 Points-Rebounds-Assists 45
 Box Scores 46-51

WAKE FOREST RECORD BOOK

All-Time Results 52-53
 Coaching Records 54
 ACC/NCAA Stat Leaders 55
 Scoring Records/1000 Point Club 56-57
 Rebounding Records/500 Rebound Club 58-59
 Field Goal Records 60
 Free Throw Records 61
 3-Point Records 62
 Assist/Turnover Records 63
 Steal/Block/Foul Records 64
 Minutes/Games Records 65
 Double-Doubles 66
 Top Performances 67
 Freshman Records 68-69
 Team Records/Single Games 70-73
 Largest Margins 74
 Largest Comebacks 75
 Team Records/Season 76-77
 Yearly Leaders 78-79
 Overtimes 79
 Miscellaneous Records 80-81
 Opponent Records 82-84
 Attendance Records 85

WAKE FOREST BASKETBALL HISTORY

All-Time Career Statistics 86-89
 Year-by-Year Statistics 90-91
 LJVM Coliseum Records 92
 Home Courts 93
 ACC Tournament History 94
 ACC Tournament Records 95
 ACC Championships 96-99
 NCAA Tournament History 100
 NCAA Tournament Records 101
 NCAA Tournament Recaps 102-106
 Associated Press Rankings 107
 All-Time Letterwinners 108-109
 All-Time Jersey Numbers 110-111
 ACC Honors 112-113
 All-Americans 114-116
 National & District Honors 117
 Deacs in the NBA 118-120
 In-Season Tournaments/Events 121
 All-Time Series 122-131
 All-Time Series History 132
 Year-by-Year Results 133-142

UNIVERSITY QUICK FACTS

Location Winston-Salem, NC 27109
 Founded 1834 in Wake Forest, NC
 Enrollment 5,102 undergraduate
 Affiliation NCAA Division I
 Conference Atlantic Coast
 Colors Old Gold & Black
 President Dr. Nathan O. Hatch
 Faculty Athletic Representative Dr. Peter Brubaker
 Athletic Director Ron Wellman
 Athletic Department Phone (336) 758-4620
 Ticket Office Phone (888) 758-DEAC

ARENA INFORMATION

Arena .. Lawrence Joel Veterans Memorial Coliseum
 Capacity 14,665
 Opened 1989-90
 Record in Facility 343-114 (.751)

PROGRAM HISTORY

Years of Basketball 112th
 First Season of Basketball 1906
 All-Time Head Coaches 22
 All-Time Record 1,529-1,220 (.556)
 Winning Seasons 66
 20+ Win Seasons 21
 All-Time ACC Record 434-524 (.453)
 ACC Championships 4 (1961, 1962, 1995, 1996)
 Winning ACC Seasons 24
 NCAA Tournament Appearances (Last) 23 (2017)
 NCAA Tournament Record 28-23
 NCAA Sweet 16's 10
 NCAA Elite Eight 7
 NCAA Final Four 1 (1962)
 NIT Appearances (Last) 6 (2006)
 NIT Record 10-5
 NIT Championships 1 (2000)

COACHING STAFF

Head Coach Danny Manning
 Alma Mater, Year Kansas, 1991
 Record at Wake Forest 54-73 (.425, 5th Season)
 Record Overall 92-102 (.474, 7th Season)
 Associate Head Coach Randolph Childress
 Years at WFU/Alma Mater 8th / Wake Forest, 1995
 Assistant Coach Steve Woodberry
 Years at WFU/Alma Mater 5th / Kansas, 1993
 DOBO/Interim Assistant Coach Justin Bauman
 Years at WFU/Alma Mater 5th / Kansas, 2004
 Special Asst. to the Head Coach Ernie Nestor
 Director of Athletic Performance Ryan Horn
 Director of Player Development Evan Manning
 Basketball Multimedia Coordinator Roger Epps, Jr.
 Video Coordinator/Scouting Assistant Tommy Eames
 Sports Medicine Greg Collins
 Equipment Manager Molly Bachand
 Administrative Assistant Lynne Heflin
 Basketball Office Phone (336) 758-5622

TEAM INFORMATION

2017-18 Overall Record 11-20
 Home / Away / Neutral 7-9 / 3-8 / 1-3
 2017-18 ACC Record / Finish 4-14 / 14th
 Overall Letterwinners Returning/Lost 6/9
 Scholarship Letterwinners Returning/Lost 3/7
 Starters Returning/Lost 1/4
 Newcomers 10

MEDIA GUIDE CREDITS

The 2018-19 Wake Forest men's basketball media guide is a publication of the Wake Forest Athletic Communications office. The guide was written by Steve Kirkland. Editorial assistance was provided by Grace Bolin, Jay Garneau, Erin Meyer, Linda Rieck, Steve Shutt and Dan Wallace. Cover designs by Steve Kirkland and Wildfire, with photography from John Walsh.

PHOTOGRAPHY

Chief photography provided by Brian Westerholt, Sports on Film. Additional photography by Wake Forest University photographer Ken Bennett, Bob Hebert, Robert Crawford, Mitchell Loll, Andy Mead, John Walsh, NBAE/Getty Images.

MEDIA INFORMATION

PRESS CREDENTIALS

Media credentials for Wake Forest home games should be requested by contacting Steve Kirkland in the Wake Forest Athletic Communications Office. Please make your requests at least 48 hours prior to tip-off.

Credential requests are contingent on available space. Priority is given to daily newspapers, radio/TV sports directors and other media who cover the Demon Deacons and their opponents on a regular basis, in addition to national print and electronic media.

Credentials will not be mailed if the credential request is received one week or less prior to the game. Credentials can be shipped overnight if a FedEx or UPS shipping number is provided.

PHOTOGRAPHERS

Photographers are restricted to either baseline area and are not permitted along the sidelines during game activity. Photographers will be assigned areas on the baseline.

The facility is lighted by 42 LED lamps with a vertical illumination of 102 footcandles and a horizontal illumination of 139 footcandles.

MEDIA WILL CALL/MEDIA ENTRANCE

The media entrance to the Coliseum is located at the rear of the facility in close proximity to the media parking area. Media members can enter there and follow the hallway to the media workroom. This also serves as the primary exit for media staying to file stories.

The main media parking lot is located off of Deacon Boulevard in the Deacon Tower Lot. The secondary media lot is located off Deacon Boulevard in the BB&T Field Gold Lot. Only media with valid parking passes or who are on the media parking list will be allowed to park in these areas.

There is a media will call desk for credentials located at the media entrance.

MEDIA BAG POLICY

Wake Forest has instituted a clear bag policy for fans at LJVM Coliseum in 2018-19. There are no bag restrictions for credentialed media who enter through the media entrance, but bags will be subject to search.

MEDIA SEATING

Media will be assigned seats at the press row tables along the baselines or in the five rows of seating in Section 113. Please check the media seating assignments posted in the media workroom.

MEDIA SERVICES

Pre-game statistics, game notes and roster cards are provided prior to tip-off. Final stats, play-by-play and post-game quotes will be available in the media workroom.

Statistical monitors will be provided for live TV and the home and visiting team radio crews.

Live stats via StatBroadcast can also be accessed by the media at WakeForestStats.com

Wireless internet access is available in the media workroom and on press row. For user name and password information, check the posted signs in the workroom or ask a member of the Wake Forest Athletic Communications staff.

POSTGAME INTERVIEWS

Head Coaches: Both head coaches will appear in the media room following brief cool-down periods. In most cases, the visiting head coach will appear first, followed by Wake Forest head coach Danny Manning.

Wake Forest Players: Requested players will be available in the media room following both coaches. The Wake Forest locker room is closed to the media.

Opponent Players: Please see the visiting SID. If that team's locker room is closed to the media, interviews are usually held outside in the hallway near the entrance to the visitors' locker room.

NBA SCOUTS

NBA scouts will be provided a media credential and/or a game ticket on a space-available basis. Limited seating for scouts will be available in the press seating in Section 113 for free. Scouts can also purchase tickets, if available, if they wish to sit along the sidelines.

Scouts will be provided parking passes, when space permits. Scouts should pick up their credential/ticket at media will call. If passes have been mailed ahead of time, scouts may enter through the media entrance.

INTERVIEW POLICIES

All interviews with head coach Danny Manning and/or Demon Deacon players should be arranged through Steve Kirkland in the Athletic Communications Office. Interview requests should be made at least 24 hours in advance.

Interviews will be arranged to accommodate players' academic and basketball schedules. Players will not do interviews on gameday, except for postgame interviews. Prior to select practices, Coach Manning and players will be available for interviews before media is permitted to watch the start of practice. Contact Steve Kirkland for the schedule of practices with media availability.

ACC MEDIA SERVICES

TheACC.com: The Atlantic Coast Conference website (theACC.com) is updated with new material daily, including standings, statistics, game previews, notes and videos from the ACC Digital Network.

Coaches Teleconference: The 15 ACC basketball head coaches will be featured on a weekly teleconference each Monday beginning at 10:30 a.m. The teleconferences will begin on Jan. 7, 2019 and conclude on Mar. 4, 2018. Each coach will have 10 minutes to answer questions.

2018-19 ACC TELECONFERENCE SCHEDULE

Date	Manning	That Week's Opponents
Jan. 7	11:20	Krzyzewski (12:20), Larrañaga (11:00)
Jan. 14	11:20	Keatts (11:10), B. Williams (12:00)
Jan. 21	11:20	Bennett (12:30), Christian (10:30)
Jan. 28	11:20	Mack (11:40), Brownell (10:40)
Feb. 4	11:20	Capel (11:30)
Feb. 11	11:20	Hamilton (11:50), R.Williams (n/a)
Feb. 18	11:20	Brey (12:30), Keatts (11:10)
Feb. 25	11:20	Larrañaga (11:00), Boenheim (11:50)
Mar. 4	11:20	Krzyzewski (12:10), Hamilton (11:50)

Call ACC media relations (336-851-6062) for the number.

WAKE FOREST ATHLETIC COMMUNICATIONS


STEVE KIRKLAND

Director
Primary Basketball Contact
O: (336) 758-6099
C: (434) 825-5241
E: skirkland@wfu.edu



GRACE BOLIN

Assistant Director
Secondary Basketball Contact
O: (336) 758-5842
C: (251) 214-5446
E: bolingm@wfu.edu



STEVE SHUTT

Associate AD/Ath. Comm.
O: (336) 758-5641
C: (336) 970-7512
E: shuttsj@wfu.edu




JAY GARNEAU

Associate Director
O: (336) 758-3229
C: (630) 290-2408
E: garneajp@wfu.edu



DAN WALLACE

Assistant Director
O: (336) 758-1880
C: (630) 450-2077
E: wallacdj@wfu.edu

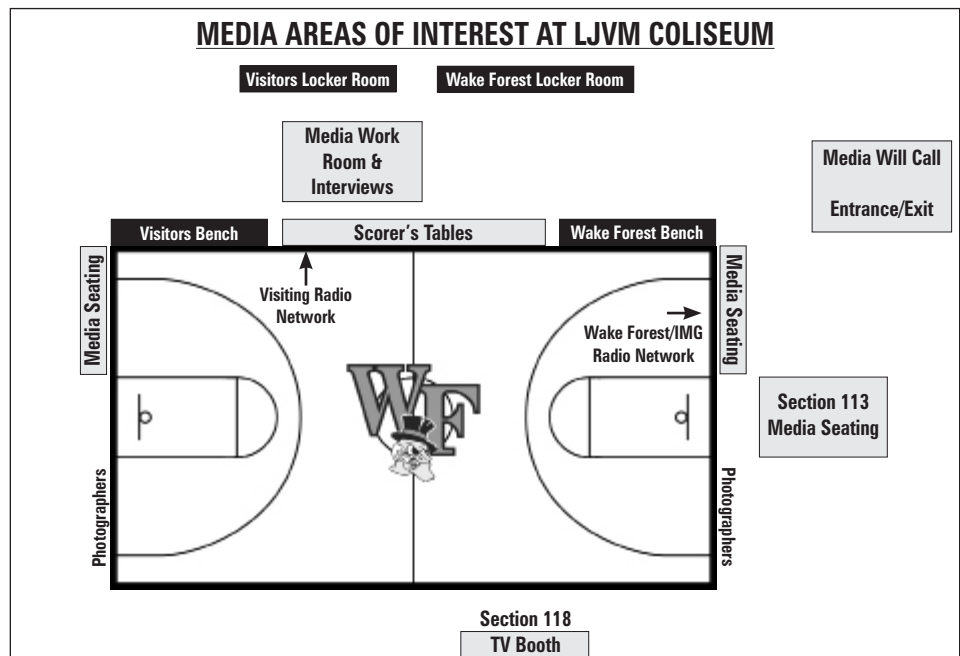


WAKE FOREST ATHLETIC COMMUNICATIONS

519 Deacon Blvd.
Winston-Salem, NC, 27105

Main Office: (336) 758-5640
Office Fax: (336) 758-5140

MEDIA AREAS OF INTEREST AT LJVM COLISEUM



ONLINE & RADIO COVERAGE

WAKEFORESTSPOUNTS.COM / GODEACS.COM

Updated statistics, game notes and complete student-athlete and coaching staff biographies for Wake Forest basketball, as well as all other Demon Deacon varsity sports, are available on the Wake Forest Athletics homepage.

Fans can also access live radio broadcasts, live up-to-the-second statistics, on-demand video and ticket information.

SOCIAL MEDIA

For instant updates on Wake Forest basketball, follow the program's official Twitter account @WakeMBB. For complete coverage of the Deacons, follow @DemonDeacons on Twitter, "Like" Wake Forest Sports on Facebook or subscribe to the Wake Forest Athletics channel on YouTube.

Twitter...

- @WakeMBB
- @DemonDeacons
- @CoachDManning
- @DeaconHoops



Facebook...

- FB.com/WakeBasketball
- FB.com/WakeForestSports



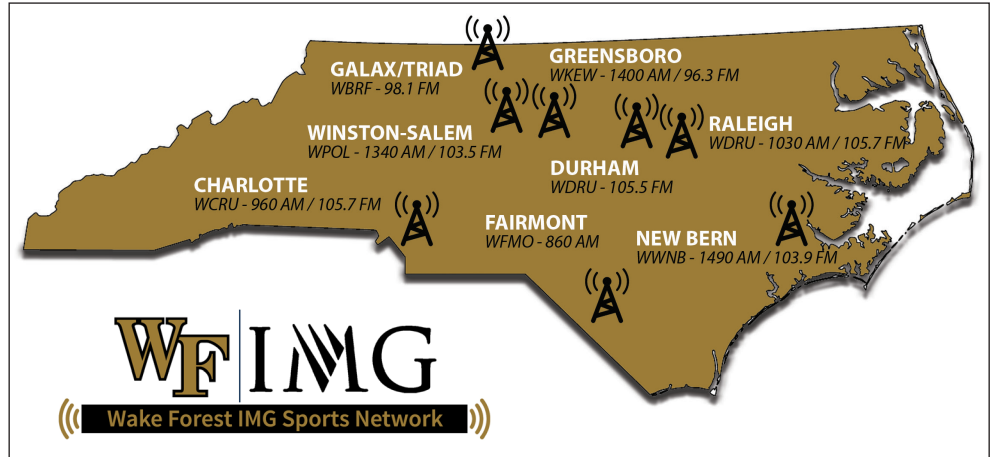
Instagram...

- @wakebasketball
- @demondeacons



YouTube...

- WakeForestAthletics



ON THE AIR WITH STAN & "DINGER"

When Coach Danny Manning and the Demon Deacons take the court, one of the most experienced broadcast teams in the Atlantic Coast Conference takes to the air on the Wake Forest IMG Sports Network. Anchoring the statewide network and in its third decade with IMG and Demon Deacon basketball is FM powerhouse WBRF with 100,000 watts beaming the radio signal from the highest point of Galax, Va., to Deacon fans in the Triad, Southwest Virginia and portions of upper East Tennessee. In addition to WBRF at 98.1 on the FM dial and other network earth stations, Deacon fans around the world can listen to the live play-by-play of Wake Forest basketball on the Wake Forest Gameday App (a free download), the Tuneln App or on the official athletics website GoDeacs.com. Select games can also be heard on SiriusXM Satellite Radio.

"Voice of the Demon Deacons" Stan Cotten and analyst Mark Freidinger have a combined 49 years covering Wake Forest and the ACC on the radio as they enter the 2018-19 season, their 23rd season together in Winston-Salem. They joined forces for the 1996-97 season when Wake Forest Sports Hall of Famers Dave Odum and Tim Duncan were a formidable duo and have been on the mic calling the action ever since.

Award winning sportscaster Stan Cotten is in his 23rd season as the "Voice of the Demon Deacons" after coming to Winston-Salem following four seasons at Marshall as the "Voice of the Thundering Herd." Cotten is the current and four-time North Carolina "Sportscaster of the Year" as voted by his peers in the National Sports Media Association.

A Tennessee native and graduate of the University of Tennessee, Cotten began his broadcast career while still a college student as Sports Director of WIVK-FM in Knoxville, the flagship station of the Vol Network. During that same time, Cotten also began his play-by-play career calling football and basketball games at nearby Carson-Newman University in Jefferson City. Before leaving for Marshall in 1992, Cotten was the weeknight sports anchor at Knoxville TV station WTVK/WKXT while still calling the play-by-play

at C-N. Cotten was a three-time Associated Press Broadcast Association award winner for his radio/TV work while in his home state.

Cotten will again be alongside Coach Manning for the weekly "Danny Manning Show" which airs on most Thursday nights during the season from 7-8 Eastern Time. Wake fans can also get Cotten's unique perspective on Deacon basketball in his column '100% Cotten' which appears in Gold Rush, the official magazine of Wake Forest athletics.

Analyst Mark Freidinger has been a fixture on the radio covering Demon Deacon basketball since 1990. He enters his 28th season with the IMG team and brings a wealth of basketball experience to the position. A former assistant coach at Wake Forest, "Dinger" was part of more than 100 Demon Deacon victories from 1980-85. He was on the bench in 1984 when Wake Forest maneuvered its way through the NCAA Tournament all the way to the Elite Eight.

Freidinger has been linked to head coach Danny Manning for decades. He coached the Kansas All-American while an assistant coach with the Jayhawks under Larry Brown - all were together at the Final Four in 1986.

"Dinger" was also a head coach for a time in his career leading his alma mater Rollins College for three seasons where he fashioned a 53-32 record. Before leaving to become an assistant at Wake Forest, Freidinger became one of the youngest coaches in college basketball at age 28 heading the Division II program where he played both basketball and baseball.

Rounding out the broadcast team is Wake Forest graduate Phil Brame who will man the IMG Studios for a fifth season bringing listeners up to date with scores and reports on games around the ACC and across the country. The versatile Brame has also hosted the Dave Clawson Show during November when the football and basketball broadcast seasons overlap. Brame has also called the play-by-play for Wake Forest in both basketball and baseball as well as both sports for other IMG partner schools in the ACC, Big 12 and SEC.

WAKE FOREST IMG SPORTS NETWORK

General Manager Jeff Salisbury
Email Jeff.Salisbury@img.com
Play-By-Play Announcer Stan Cotten
Email Stan.Cotten@img.com
Analyst Mark Freidinger
Studio Host Phil Brame
Flagship Station WBRF-FM 98.1 (Galax, VA; Triad)

BROADCAST SCHEDULE

Every Wake Forest men's basketball game, home and away, is broadcast live on the Wake Forest IMG Sports Network. Coverage begins 30 minutes before tipoff. In addition to the network of radio affiliates, fans anywhere can listen to the live play-by-play of Wake Forest basketball on the Wake Forest Gameday App (a free download), the Tuneln App or on the official athletics website GoDeacs.com. Select games can also be heard on SiriusXM Satellite Radio.

DANNY MANNING SHOW

Every Thursday (team schedule permitting) from 7-8 p.m., Wake Forest head coach Danny Manning and the Voice of the Deacons, Stan Cotten, host The Danny Manning Show. The one hour-long show originates from the IMG College Studios in Winston-Salem. The show airs locally on 98.1 WBRF-FM and on the Internet at WakeForestSports.com and the Tuneln App.



2018-19 ROSTER & BREAKDOWN

ROSTER BREAKDOWN

BY CLASS

Seniors (5)

Anthony Bilas
Torry Johnson (graduate)
Ikenna Smart (graduate)
Aaron Spivey
Andrien White

Juniors (1)

Brandon Childress

Sophomores (4)

Chaundee Brown
Miles Lester
Sunday Okeke
Olivier Sarr

Freshmen (6)

Blake Buchanan
Jaylen Hoard
Jamie Lewis
Isaiah Mucius
Sharone Wright, Jr.
Michael Wynn

BY STATE/COUNTRY

North Carolina (4)

Anthony Bilas (Charlotte)
Blake Buchanan (Durham)
Brandon Childress (Winston-Salem)
Aaron Spivey (Rocky Mount)

France (2)

Jaylen Hoard (Carnon)
Olivier Sarr (Toulouse)

New York (2)

Isaiah Mucius (East Patchogue)
Michael Wynn (Albany)

Nigeria (2)

Sunday Okeke (Lagos)
Ikenna Smart (Umuahia)

Florida (1)

Chaundee Brown (Orlando)

Georgia (1)

Jamie Lewis (Atlanta)

Illinois (1)

Torry Johnson (Chicago)

Kansas (1)

Miles Lester (Wichita)

South Carolina (1)

Sharone Wright, Jr. (Florence)

Virginia (1)

Andrien White (Richmond)

NUMERICAL ROSTER

No.	Name	Pos.	Ht.	Wt.	Yr.	Hometown	High School [Previous College]
0	Brandon Childress	G	6-0	190	Jr.	Winston-Salem, N.C.	Wesleyan Christian Academy
1	Isaiah Mucius	F	6-8	190	Fr.	East Patchogue, N.Y.	Brewster Academy
2	Sharone Wright, Jr.	G	6-5	180	Fr.	Florence, S.C.	Legacy Early College HS
4	Torry Johnson	G	6-3	170	Grad.	Chicago, Ill.	Morgan Park [Northern Arizona]
10	Jaylen Hoard	F	6-8	215	Fr.	Carnon, France	Wesleyan Christian Academy
13	Andrien White ^	G	6-3	190	Sr.	Richmond, Va.	Quality Education Academy [Charlotte]
20	Michael Wynn	G	6-6	200	Fr.	Albany, N.Y.	Liberty Heights Athletic Institute
23	Chaundee Brown	G	6-5	215	So.	Orlando, Fla.	First Academy
25	Jamie Lewis	G	6-3	190	Fr.	Atlanta, Ga.	Westlake
30	Olivier Sarr	C	7-0	235	So.	Toulouse, France	INSEP
31	Blake Buchanan	F	6-5	195	Fr.	Durham, N.C.	Voyager Academy
34	Sunday Okeke	F	6-8	245	So.	Lagos, Nigeria	Greens Farms Academy
35	Ikenna Smart	C	6-10	245	Grad.	Umuahia, Nigeria	New Garden Friends School [Buffalo]
40	Anthony Bilas	G	6-2	160	Sr.	Charlotte, N.C.	Charlotte Latin School
41	Aaron Spivey	G	6-2	175	Sr.	Rocky Mount, N.C.	Nash Central HS
55	Miles Lester ^	G	6-0	170	So.	Wichita, Kan.	Wilbraham & Monson [Rice]

ALPHABETICAL ROSTER

No.	Name	Pos.	Ht.	Wt.	Yr.	Hometown	Previous School/High School
40	Anthony Bilas	G	6-2	160	Sr.	Charlotte, N.C.	Charlotte Latin School
23	Chaundee Brown	G	6-5	215	So.	Orlando, Fla.	First Academy
31	Blake Buchanan	F	6-5	195	Fr.	Durham, N.C.	Voyager Academy
0	Brandon Childress	G	6-0	190	Jr.	Winston-Salem, N.C.	Wesleyan Christian Academy
10	Jaylen Hoard	F	6-8	215	Fr.	Carnon, France	Wesleyan Christian Academy
4	Torry Johnson	G	6-3	170	Grad.	Chicago, Ill.	Morgan Park [Northern Arizona]
55	Miles Lester ^	G	6-0	170	So.	Wichita, Kan.	Wilbraham & Monson [Rice]
25	Jamie Lewis	G	6-3	190	Fr.	Atlanta, Ga.	Westlake
1	Isaiah Mucius	F	6-8	190	Fr.	East Patchogue, N.Y.	Brewster Academy
34	Sunday Okeke	F	6-8	245	So.	Lagos, Nigeria	Greens Farms Academy
30	Olivier Sarr	C	7-0	235	So.	Toulouse, France	INSEP
35	Ikenna Smart	C	6-10	245	Grad.	Umuahia, Nigeria	New Garden Friends School [Buffalo]
41	Aaron Spivey	G	6-2	175	Sr.	Rocky Mount, N.C.	Nash Central HS
13	Andrien White ^	G	6-3	190	Sr.	Richmond, Va.	Quality Education Academy [Charlotte]
2	Sharone Wright, Jr.	G	6-5	180	Fr.	Florence, S.C.	Legacy Early College HS
20	Michael Wynn	G	6-6	200	Fr.	Albany, N.Y.	Liberty Heights Athletic Institute

COACHING & SUPPORT STAFF

Head Coach	Danny Manning	5th Season / Kansas, 1991
Associate Head Coach	Randolph Childress	8th Season / Wake Forest 1995
Assistant Coach	Steve Woodberry	5th Season / Kansas, 1994
Director of Basketball Operations/ Interim Assistant Coach	Justin Bauman	5th Season / Kansas, 2004
Special Asst. to the Head Coach	Ernie Nestor	1st Season / Alderson-Broaddus, 1968
Director of Athletic Performance	Ryan Horn	5th Season / Shepherd, 2007
Basketball Multimedia Coordinator	Roger Epps, Jr.	2nd Season / Radford, 2004
Director of Basketball Development	Evan Manning	2nd Season / Kansas, 2016
Video Coordinator/Scouting Asst.	Tommy Eames	1st Season / Wake Forest, 2018
Basketball Program Assistant	A.J. Kerr	3rd Season / Purdue, 2015
Student-Athlete Services	Jane Caldwell	20th Season / UNC Greensboro
Sports Medicine	Greg Collins	23rd Season / Kansas State, 1989
Administrative Assistant	Lynne Heflin	34th Season / Mary Washington
Communications	Steve Kirkland	4th Season / Penn State, 2001
Equipment Services	Molly Bachand	3rd Season / Kansas, 2007

PRONUNCIATION GUIDE

1. Isaiah Mucius	MEW-cee-iss	Justin Bauman	BOW-min
2. Sharone Wright, Jr.	sha-RON		
13. Andrien White	AN-dree-EN		
23. Chaundee Brown	shonn-DEE		
30. Olivier Sarr	oh-LIV-E-ay		
34. Sunday Okeke	oh-KAY-kay		
35. Ikenna Smart	EE-ken-na		

2018-19 PHOTO ROSTER



BRANDON CHILDRESS 0
Jr. / 6-0 / 190 / G
Winston-Salem, N.C.
Wesleyan Christian Academy



ISAIAH MUCIUS 1
Fr. / 6-8 / 190 / F
East Patchogue, N.Y.
Brewster Academy



SHARONE WRIGHT, JR. 2
Fr. / 6-5 / 180 / G
Florence, S.C.
Legacy Early College H.S.



TORRY JOHNSON 4
Grad. / 6-3 / 170 / G
Chicago, Ill.
Morgan Park
[Northern Arizona]



JAYLEN HOARD 10
Fr. / 6-8 / 215 / F
Carron, France
Wesleyan Christian Academy



ANDRIEN WHITE 13
Sr. / 6-3 / 190 / G
Richmond, Va.
Quality Education Academy
[Charlotte]



MICHAEL WYNN 20
Fr. / 6-6 / 200 / G
Albany, N.Y.
Liberty Heights Athletic Institute



CHAUNDEE BROWN 23
So. / 6-5 / 215 / G
Orlando, Fla.
The First Academy



JAMIE LEWIS 25
Fr. / 6-3 / 190 / G
Atlanta, Ga.
Westlake



OLIVIER SARR 30
So. / 7-0 / 235 / C
Toulouse, France
INSEP



BLAKE BUCHANAN 31
Fr. / 6-5 / 195 / F
Durham, N.C.
Voyager Academy



SUNDAY OKEKE 34
So. / 6-8 / 245 / F
Lagos, Nigeria
Greens Farms Academy



IKENNA SMART 35
Grad. / 6-10 / 245 / C
Umuahia, Nigeria
New Garden Friends School
[Buffalo]



ANTHONY BILAS 40
Sr. / 6-2 / 160 / G
Charlotte, N.C.
Charlotte Latin School



AARON SPIVEY 41
Sr. / 6-2 / 175 / G
Rocky Mount, N.C.
Nash Central H.S.



MILES LESTER 55
So. / 6-0 / 170 / G
Wichita, Kan.
Wilbraham & Monson
[Rice]



DANNY MANNING
Head Coach
5th Season
Kansas '91



RANDOLPH CHILDRESS
Associate Head Coach
8th Season
Wake Forest '95



STEVE WOODBERRY
Assistant Coach
5th Season
Kansas '94



JUSTIN BAUMAN
DOBO/Interim Assistant Coach
5th Season
Kansas, '04

2018-19 DEMON DEACONS



**CHAUNDEE
BROWN**

23

SOPHOMORE | GUARD | 6-5 | 215 | ORLANDO, FL | THE FIRST ACADEMY

OF NOTE

- Averaged 7.6 points while making 29 starts as a freshman
- Had four 20-point games as a freshman, including three against ACC opponents
- Consensus top-40 player in the Class of 2017
- Has participated in USA Basketball youth national team training camps

2017-18 SEASON (FRESHMAN)

- Appeared in 30 games, including 29 starts
- Averaged 7.6 points and 3.0 rebounds per game
- Had four 20-point games, including three against ACC opponents
- Had nine double-figure scoring games
- Scored a season-high 21 points vs. Georgia Southern in his collegiate debut (Nov. 10)
- Had 20-point games at Boston College, at Louisville and at Miami
- Tied Wake Forest freshman record for 3-point percentage by going 6-of-7 (.857) at Boston College (Jan. 6)

HIGH SCHOOL

- 2016-17 Gatorade and 4A Florida Player of the Year at The First Academy in Orlando
- Averaged 24.7 points and 6.7 rebounds as a senior
- McDonald's All-America Game nominee
- Consensus four-star recruit who was in the top 40 of the Class of 2017 by ESPN (31), 247Sports (33), Rivals (35) and Scout (38)
- Consensus top-10 shooting guard in the Class of 2017
- Participated in the Iverson Classic and Capital Classic
- Played AAU ball for Nike South Beach

PERSONAL

- Born on Dec. 4, 1998
- Son of Chaundee and Chelsea Brown
- Has a younger brother, Chenar





2017-18 GAME-BY-GAME (FRESHMAN SEASON)

Opponent	MP	FG-A	3G-A	FT-A	O-D-T	PF	A	TO	BS	ST	TP
Georgia Southern*	31	8-12	3-4	2-2	5-4-9	0	0	2	0	0	21
Liberty*	30	1-6	1-4	1-2	0-2-2	4	3	1	1	1	4
vs. Drake*	27	5-11	2-7	0-0	0-6-6	2	2	1	0	0	12
vs. Quinnipiac*	32	6-16	2-7	2-2	1-6-7	1	1	0	0	0	16
vs. Houston*	16	0-3	0-1	0-0	0-0-0	0	1	0	0	0	0
UNCG*	14	0-2	0-0	4-4	1-2-3	2	0	2	0	1	4
Illinois*	18	3-8	1-3	2-2	0-1-1	1	1	1	0	0	9
Richmond*	19	1-6	0-2	0-0	1-4-5	1	0	1	0	0	2
at Charlotte*	17	2-5	1-2	0-0	1-1-2	2	2	3	1	1	5
Army West Point					-INJ-						
at Coastal Carolina*	16	2-6	0-3	0-0	2-1-3	0	2	2	0	1	4
Tennessee*	13	1-4	0-1	1-1	0-1-1	0	0	1	0	0	3
at North Carolina*	13	2-5	0-2	1-1	0-2-2	2	0	2	0	0	5
Syracuse*	17	1-6	1-3	0-0	1-3-4	1	2	1	0	0	3
at Boston College*	28	7-12	6-7	0-0	0-6-6	3	1	1	0	0	20
Virginia Tech*	19	2-5	0-1	0-0	0-0-0	0	0	1	1	0	4
at Duke*	14	1-5	0-1	0-0	1-0-1	1	1	0	0	1	2
at NC State*	7	0-1	0-0	0-0	1-0-1	1	1	1	0	0	0
Virginia*	20	1-4	0-0	2-2	0-3-3	2	1	0	0	0	4
Duke*	32	7-14	0-2	2-2	2-2-4	3	5	2	0	0	16
at Louisville*	25	8-10	1-2	3-4	0-3-3	0	1	5	0	0	20
Florida State*	29	6-9	3-4	0-0	0-1-1	1	0	1	0	0	15
Clemson*	17	1-6	0-1	0-0	1-0-1	2	1	0	0	0	2
at Miami*	31	8-14	2-4	2-3	2-1-3	1	1	2	1	0	20
at Syracuse*	17	1-6	0-2	0-0	2-0-2	2	1	0	0	0	2
Georgia Tech*	19	3-7	1-2	0-0	0-2-2	2	0	1	0	0	7
NC State*	16	3-4	0-0	0-0	1-3-4	2	1	2	0	0	6
at Pitt*	21	0-3	0-2	0-0	0-3-3	1	1	1	0	0	0
Notre Dame	21	5-8	1-3	1-2	2-2-4	1	1	0	1	0	12
at Georgia Tech*	32	1-9	1-6	0-2	2-4-6	2	3	2	0	2	3
vs. Syracuse*	17	2-7	1-3	2-2	1-1-2	2	1	1	0	0	7

* denotes starter

CAREER HIGHS

Points	21, vs. Georgia Southern (11/10/17)
Rebounds	9, vs. Georgia Southern (11/10/17)
Field Goals	8, 3x - last at Miami (2/7/18)
Field Goal Attempts	16, vs. Quinnipiac (11/18/17)
Three Pointers	6, at Boston College (1/6/18)
Three Point Attempts	7, 3x - last at Boston College (1/6/18)
Free Throws	4, vs. UNCG (11/24/17)
Free Throw Attempts	4, 2x - last at Louisville (1/27/18)
Assists	5, vs. Duke (1/23/18)
Turnovers	5, at Louisville (1/27/18)
Blocks	1, 5x - last vs. Notre Dame (2/24/18)
Steals	2, at Georgia Tech (3/3/18)
Minutes	32, 3x - last at Georgia Tech (3/3/18)

CAREER STATISTICS

Year	G-GS	Min-Avg.	FG-FGA	Pct.	3FG-3FGA	Pct.	FT-FTA	Pct.	Off-Def.	Reb-Avg.	PF-DQ	Ast	TO	Blk	Stl	Pts-Avg
2017-18	30-29	627-20.9	88-214	.411	27-79	.342	25-31	.806	27-64	91-3.0	42-0	34	37	5	7	228-7.6
ACC	18-17	377-20.9	57-128	.445	16-42	.381	11-16	.688	15-35	50-2.8	27-0	21	22	3	3	141-7.8
CAREER	30-29	627-20.9	88-214	.411	27-79	.342	25-31	.806	27-64	91-3.0	42-0	34	37	5	7	228-7.6
ACC	18-17	377-20.9	57-128	.445	16-42	.381	11-16	.688	15-35	50-2.8	27-0	21	22	3	3	141-7.8

2018-19 DEMON DEACONS



BRANDON CHILDRESS



JUNIOR | GUARD | 6-0 | 190 | WINSTON-SALEM, NC | WESLEYAN CHRISTIAN ACADEMY

OF NOTE

- Second on the team with 109 assists in 2017-18
- Son of associate head coach Randolph Childress and the pair are the highest scoring father-son duo in ACC history

2017-18 SEASON (SOPHOMORE)

- Appeared in 30 games, making five starts
- Averaged 9.1 points and 3.6 assists per game
- Second on the team with 109 assists
- Had 12 double-figure scoring games
- Scored a career-high 18 points vs. No. 4 Duke (Jan. 23)
- Had a career-high nine assists in the season-opener vs. Georgia Southern (Nov. 10)
- Had 17 points and eight assists vs. Army West Point (Dec. 8)

2016-17 SEASON (FRESHMAN)

- Appeared in all 33 games off the bench
- Averaged 6.6 points and 2.2 assists per game
- Third on the team with 71 assists
- Five of six double figure scoring games came vs. ACC opponents
- Scored a career-high 16 points, all in the second half, vs. No. 11 North Carolina (Jan. 11)
- Had seven assists (and no turnovers) vs. No. 17 Duke (Jan. 28)
- Had 15 points (3-4 3FG) vs. Virginia Tech in ACC 2nd Round (Mar. 8)
- Opened the season with 16 consecutive made free throws, the longest streak by a Deacon to open his career (previous record: 14 by Chris Paul in 2003-04)

HIGH SCHOOL

- Played his junior and senior seasons at Wesleyan Christian Academy in High Point
- 2016 NCISAA 3A All-State selection
- Earned all-conference honors
- Four-star recruit by ESPN.com
- Ranked the No. 27 point guard in the class of 2016 by ESPN
- Played at East Forsyth High School as a freshman and sophomore
- Played AAU basketball for the Karolina Diamonds

PERSONAL

- Full name is Brandon Reginald Childress
- Son of Randolph Childress and Jenai Childress
- Born August 31, 1997 in Detroit, Mich.
- Father, Wake Forest associate head coach Randolph Childress, played for the Demon Deacons from 1992-95, earning All-America honors as a senior before being selected by the Detroit Pistons in the first round of the 1995 NBA Draft
- Has a brother, Deven



2017-18 GAME-BY-GAME (SOPHOMORE SEASON)

Opponent	MP	FG-A	3G-A	FT-A	O-D-T	PF	A	TO	BS	ST	TP
Georgia Southern	29	2-8	1-2	2-2	0-2-2	3	9	5	0	0	7
Liberty	19	0-5	0-2	0-0	0-0-0	2	1	4	0	0	0
vs. Drake	27	3-4	2-3	1-1	0-1-1	1	5	3	0	1	9
vs. Quinnipiac	27	2-5	2-4	0-0	1-4-5	2	4	1	0	1	6
vs. Houston	21	4-9	2-6	4-4	1-2-3	1	4	1	0	1	14
UNCG	21	2-2	1-1	4-5	0-2-2	2	2	1	0	0	9
Illinois	23	3-6	2-3	4-5	0-3-3	0	1	3	0	0	12
Richmond					-INJ-						
at Charlotte	23	3-8	0-4	3-5	0-3-3	2	3	2	0	3	9
Army West Point	25	7-10	3-5	0-1	1-3-4	2	8	2	0	1	17
at Coastal Carolina	22	3-5	2-2	4-4	0-1-1	4	0	1	0	0	12
Tennessee	24	3-11	0-3	0-0	0-4-4	3	1	1	0	1	6
at North Carolina	27	3-9	1-6	1-2	0-4-4	2	7	1	0	2	8
Syracuse	25	1-4	0-1	2-4	0-3-3	1	4	0	0	1	4
at Boston College	26	1-10	0-4	3-4	2-3-5	1	5	4	0	1	5
Virginia Tech	29	6-16	3-8	2-2	0-4-4	2	4	2	0	2	17
at Duke	24	3-9	3-4	2-2	2-0-2	2	2	3	0	0	11
at NC State	29	3-7	0-3	0-1	0-1-1	1	3	2	0	0	6
Virginia	26	4-6	2-2	0-0	0-1-1	2	2	0	0	0	10
Duke	35	7-14	3-6	1-1	2-3-5	4	3	5	0	0	18
at Louisville*	36	3-8	1-3	0-0	1-2-3	2	3	3	0	0	7
Florida State*	33	3-11	2-6	6-7	1-3-4	1	5	2	1	1	14
Clemson*	34	2-6	1-2	2-2	0-3-3	2	4	3	0	1	7
at Miami*	31	3-7	1-3	2-2	0-4-4	4	4	2	0	2	9
at Syracuse*	31	0-4	0-2	2-2	0-0-0	3	5	1	0	2	2
Georgia Tech	21	3-5	2-3	3-4	0-0-0	0	3	1	0	1	11
NC State	24	1-5	0-0	2-2	0-3-3	4	3	3	0	1	4
at Pitt	22	0-4	0-1	9-9	0-1-1	2	2	0	0	1	9
Notre Dame	27	5-11	3-6	0-0	1-4-5	2	4	1	0	1	13
at Georgia Tech	20	2-9	2-4	0-0	0-1-1	3	4	3	0	1	6
vs. Syracuse	25	4-9	0-4	3-3	1-2-3	3	4	1	0	4	11

* denotes starter

2016-17 GAME-BY-GAME (FRESHMAN SEASON)

Opponent	MP	FG-A	3G-A	FT-A	O-D-T	PF	A	TO	BS	ST	TP
Radford	23	2-9	1-1	0-0	1-2-3	1	5	0	0	2	5
Bucknell	18	2-4	0-1	3-3	0-2-2	0	5	0	0	0	7
vs. UTEP	19	1-3	1-2	4-4	0-2-2	3	3	4	0	0	7
vs. Villanova	17	1-3	0-1	2-2	0-1-1	2	2	1	0	0	4
at Charleston	21	1-4	0-2	2-2	1-0-1	1	2	1	0	0	4
Coastal Carolina	20	4-8	3-6	4-4	0-3-3	3	4	4	0	1	15
at Northwestern	15	2-8	1-2	0-0	0-2-2	0	0	1	0	2	5
at Richmond	21	0-5	0-3	1-2	0-1-1	1	2	1	0	0	1
Charlotte	19	2-6	1-2	3-5	0-4-4	3	2	3	0	1	8
at UNCG	21	1-3	1-3	0-0	1-1-2	2	1	1	0	2	3
at Xavier	22	2-4	0-1	3-4	0-4-4	3	1	1	0	1	7
LSU	16	2-7	0-1	0-0	1-2-3	1	4	2	0	0	4
at Florida State	17	2-4	1-2	3-5	0-0-0	0	3	3	0	0	8
Clemson	18	0-7	0-4	0-0	0-2-2	0	2	1	0	1	0
Boston College	20	3-4	2-2	0-0	0-3-3	2	1	4	0	1	8
at Virginia	22	1-4	0-2	0-1	0-1-1	0	1	1	0	1	2
North Carolina	17	4-9	2-6	6-7	0-3-3	1	0	2	0	1	16
Miami	19	2-2	2-2	1-2	0-3-3	4	0	2	0	0	7
at NC State	21	3-10	1-5	2-2	0-0-0	1	2	1	0	3	9
at Syracuse	23	3-7	2-4	2-3	1-2-3	3	2	0	0	3	10
Duke	29	2-6	0-2	0-0	0-1-1	2	7	0	0	0	4
at Boston College	20	0-0	0-0	6-8	0-3-3	2	2	1	0	1	6
Georgia Tech	23	4-7	1-1	0-0	0-2-2	1	2	2	0	1	9
at Notre Dame	20	0-3	0-1	0-0	0-1-1	0	1	0	0	0	0
NC State	24	2-5	1-2	0-0	0-4-4	1	3	1	1	0	5
at Clemson	22	2-5	0-2	1-1	1-3-4	2	3	1	0	0	5
at Duke	31	3-10	1-4	3-4	0-2-2	3	3	0	0	0	10
Pitt	27	2-6	1-1	3-5	0-3-3	0	1	1	0	1	8
Louisville	26	1-3	0-1	1-2	0-3-3	2	4	1	0	2	3
at Virginia Tech	28	3-6	0-2	5-7	0-2-2	0	1	0	0	0	11
vs. Boston College	27	1-3	1-1	2-2	0-1-1	4	0	2	0	0	5
vs. Virginia Tech	28	4-7	3-4	4-5	0-1-1	4	1	3	0	2	15
vs. Kansas State	16	1-5	1-4	4-4	0-1-1	2	1	2	0	1	7

CAREER HIGHS

Points	18, vs. Duke (1/23/18)
Rebounds	5, 4x - last vs. Notre Dame (2/24/18)
Field Goals	7, 2x - last vs. Duke (1/23/18)
Field Goal Attempts	16, vs. Virginia Tech (1/10/18)
Three Pointers	3, 8x - last vs. Notre Dame (2/24/18)
Three Point Attempts	8, vs. Virginia Tech (1/10/18)
Free Throws	9, at Pitt (2/21/18)
Free Throw Attempts	9, at Pitt (2/21/18)
Assists	9, vs. Georgia Southern (11/10/17)
Turnovers	5, 2x - last vs. Duke (1/23/18)
Blocks	1, 2x - last vs. Florida State (1/31/18)
Steals	4, vs. Syracuse (3/6/18)
Minutes	36, at Louisville (1/27/18)

CAREER STATISTICS

Year	G-GS	Min-Avg.	FG-FGA	Pct.	3FG-3FGA	Pct.	FT-FTA	Pct.	Off-Def.	Reb-Avg.	PF-DQ	Ast	TO	Blk	Stl	Pts-Avg
2016-17	33-0	710-21.5	63-177	.356	27-77	.351	65-84	.774	6-65	71-2.2	54-0	71	47	1	27	218-6.6
ACC	18-0	407-22.6	37-98	.378	14-43	.326	33-47	.702	2-38	40-2.2	24-0	38	21	1	15	121-6.7
2017-18	30-5	786-26.2	86-227	.379	39-103	.379	62-74	.838	13-67	80-2.7	63-0	109	61	1	29	273-9.1
ACC	18-5	500-27.8	50-145	.345	24-64	.375	37-44	.841	9-40	49-2.7	38-0	67	36	1	17	161-8.9
CAREER	63-5	1496-23.7	149-404	.369	66-180	.367	127-158	.804	19-132	151-2.4	117-0	180	108	2	56	491-7.8
ACC	36-5	907-25.2	87-243	.358	38-107	.355	70-91	.769	11-78	89-2.5	62-0	105	57	2	32	282-7.8

2018-19 DEMON DEACONS



OLIVIER SARR

30

SOPHOMORE | CENTER | 7-0 | 235 | TOULOUSE, FRANCE | INSEP

OF NOTE

- Averaged 3.2 points and 3.0 rebounds as a freshman
- Played for the French National Team at the U-17 and U-18 levels
- Teammate of fellow Demon Deacon Jaylen Hoard on French youth national teams
- Ranked as the top prospect at the 2017 FIBA U-18 European Championships by ESPN Insider

2017-18 SEASON (FRESHMAN)

- Appeared in 30 games off the bench after missing the season-opener due to injury
- Averaged 3.2 points and 3.0 rebounds per game
- Second on the team with 21 blocks
- Had a season-high nine points at NC State (Jan. 18) and vs. Clemson (Feb. 3)
- Had seven points and a season-high eight rebounds vs. No. 21 Tennessee (Dec. 23)
- Had a season-high three blocks vs. Quinnipiac (Nov. 18) and Notre Dame (Feb. 24)
- ACC Honor Roll

HIGH SCHOOL

- Played at INSEP, France's National Institute of Sport
- Played for club teams CFBB, TOAC and Bouscat
- Averaged 7.6 points and 5.4 rebounds per game for France at the 2017 FIBA U-18 European Championships
- ESPN Insider ranked him the top prospect at the 2017 FIBA U-18 European Championships
- Averaged 4.4 points and 4.0 rebounds per game for France at the 2016 FIBA U-17 World Championships
- Participated in Adidas Next Generation events in Europe in 2014, 2015 and 2016
- Ranked a four-star recruit by Rivals and Scout

PERSONAL

- Full name is Olivier Sarr
- Born February 20, 1999 in Niort, France
- Son of Massar and Marie Sarr
- Has a younger brother, Alexandre





2017-18 GAME-BY-GAME (FRESHMAN SEASON)

Opponent	MP	FG-A	3G-A	FT-A	O-D-T	PF	A	TO	BS	ST	TP
Georgia Southern					-INJ-						
Liberty	9	0-0	0-0	0-0	0-0-0	2	0	1	0	0	0
vs. Drake	11	1-2	0-0	0-0	0-0-0	1	0	1	2	0	2
vs. Quinnipiac	19	2-3	0-0	0-1	2-1-3	1	3	2	3	0	4
vs. Houston	8	0-0	0-0	2-2	1-1-2	2	0	0	0	0	2
UNCG	16	0-0	0-0	1-2	0-2-2	1	0	0	0	1	1
Illinois	14	0-1	0-0	2-4	0-2-2	2	2	0	1	0	2
Richmond	15	0-3	0-0	0-0	1-0-1	1	0	1	1	0	0
at Charlotte	19	1-4	1-3	4-4	2-5-7	3	0	1	0	2	7
Army West Point	16	0-1	0-1	0-0	0-5-5	3	0	1	0	1	0
at Coastal Carolina	10	3-5	0-2	2-2	0-1-1	3	0	1	0	0	8
Tennessee	25	2-7	1-3	2-3	3-5-8	2	0	2	1	0	7
at North Carolina	20	2-5	1-2	0-0	1-3-4	4	0	1	1	0	5
Syracuse	16	0-1	0-0	5-8	0-4-4	3	1	1	0	2	5
at Boston College	16	1-2	0-0	0-0	0-2-2	3	0	1	0	0	2
Virginia Tech	11	4-5	0-1	0-0	3-3-6	4	0	1	0	0	8
at Duke	17	1-5	1-1	1-2	2-0-2	4	0	0	1	1	4
at NC State	25	4-9	1-2	0-2	2-4-6	5	0	2	1	0	9
Virginia	25	1-5	0-1	3-4	1-2-3	2	0	1	0	0	5
Duke	25	0-5	0-0	2-2	2-3-5	3	0	1	0	0	2
at Louisville	22	2-5	0-1	0-1	3-3-6	3	2	3	2	0	4
Florida State	16	0-1	0-0	0-2	1-2-3	5	0	1	2	0	0
Clemson	19	3-5	1-3	2-3	1-4-5	4	1	1	0	0	9
at Miami	17	2-7	0-2	0-0	1-0-1	2	0	1	0	0	4
at Syracuse	6	0-0	0-0	0-0	0-0-0	0	1	1	0	0	0
Georgia Tech	9	0-1	0-0	0-0	1-0-1	2	0	1	0	1	0
NC State	7	0-0	0-0	1-2	1-0-1	1	0	1	1	0	1
at Pitt	7	1-2	0-0	0-1	1-1-2	3	0	0	0	0	2
Notre Dame	9	0-2	0-2	0-0	0-1-1	2	0	0	3	0	0
at Georgia Tech	12	1-2	0-0	0-0	0-2-2	3	1	2	1	1	2
vs. Syracuse	12	1-4	0-0	0-0	1-3-4	2	0	3	1	1	2

CAREER HIGHS

Points	9, 2x - last vs. Clemson (2/3/18)
Rebounds	8, vs. Tennessee (12/23/17)
Field Goals	4, 2x - last at NC State (1/18/18)
Field Goal Attempts	9, at NC State (1/18/18)
Three Pointers	1, 6x - last vs. Clemson (2/3/18)
Three Point Attempts	3, 3x - last vs. Clemson (2/3/18)
Free Throws	5, vs. Syracuse (1/3/18)
Free Throw Attempts	8, vs. Syracuse (1/3/18)
Assists	3, vs. Quinnipiac (11/18/17)
Turnovers	3, 2x - last vs. Syracuse (3/6/18)
Blocks	3, 2x - last vs. Notre Dame (2/24/18)
Steals	2, 2x - last vs. Syracuse (1/3/18)
Minutes	25, 4x - last vs. Duke (1/23/18)

CAREER STATISTICS

Year	G-GS	Min-Avg.	FG-FGA	Pct.	3FG-3FGA	Pct.	FT-FTA	Pct.	Off-Def.	Reb-Avg.	PF-DQ	Ast	TO	Blk	Stl	Pts-Avg
2017-18	30-0	453-15.1	32-92	.348	6-24	.250	27-45	.600	30-59	89-3.0	76-2	11	32	21	10	97-3.2
ACC	18-0	279-15.5	22-62	.355	4-15	.267	14-27	.519	20-34	54-3.0	53-2	6	19	12	5	62-3.4
CAREER	30-0	453-15.1	32-92	.348	6-24	.250	27-45	.600	30-59	89-3.0	76-2	11	32	21	10	97-3.2
ACC	18-0	279-15.5	22-62	.355	4-15	.267	14-27	.519	20-34	54-3.0	53-2	6	19	12	5	62-3.4

2018-19 DEMON DEACONS



SUNDAY OKEKE

34

SOPHOMORE | FORWARD | 6-8 | 245 | LAGOS, NIGERIA | GREENS FARMS ACADEMY

OF NOTE

- Appeared in 21 games as a freshman after joining the Demon Deacons in summer of 2017 as a non-scholarship player
- Grew up in Nigeria before moving to the United States at age 15
- All-time leading rebounder at Greens Farms Academy in Connecticut

2017-18 SEASON (FRESHMAN)

- Appeared in 21 games off the bench
- Averaged 0.5 points and 1.3 rebounds per game
- Had five points and four rebounds at Charlotte (Dec. 5)
- Grabbed a season-high six rebounds vs. Syracuse in ACC Tournament (March 6)
- Had two points and two rebounds in collegiate debut vs. Liberty (Nov. 14)
- ACC Honor Roll

HIGH SCHOOL

- Played four seasons at Greens Farms Academy in Westport, Conn.
- Recorded 1,219 career points and a school-record 1,195 career rebounds
- Averaged 15.4 points, 14.1 rebounds and 3.6 blocks during his senior season, earning all-league honors
- 2016-17 First Team All-New England
- Helped Greens Farms to its third straight New England Prep School Class C Championship in 2015
- Ranked in the ESPN Top 60 in 2015
- Also earned all-conference honors in soccer at Greens Farms Academy
- Played for AAU club New Heights

PERSONAL

- Full name is Sunday Nzubechukwu Okeke
- Born June 20, 1998 in Nigeria
- Son of Dennis and Ngozi Okeke and Michael and Michele Litt
- Has six siblings, Ikenna Okeke, IzuChukwu Okeke, Chidozie Okeke, Nkem Okeke, Bella Litt and Nicole Litt





2017-18 GAME-BY-GAME (FRESHMAN SEASON)

Opponent	MP	FG-A	3G-A	FT-A	O-D-T	PF	A	TO	BS	ST	TP
Georgia Southern					-DNP-						
Liberty	4	1-1	0-0	0-0	0-2-2	2	0	0	0	0	2
vs. Drake	4	0-0	0-0	0-0	0-0-0	0	0	0	0	0	0
vs. Quinnipiac	2	0-1	0-0	0-0	1-0-1	1	0	0	0	0	0
vs. Houston	4	0-0	0-0	0-0	0-0-0	0	0	0	2	0	0
UNCG	0+	0-0	0-0	0-0	0-0-0	0	0	0	0	0	0
Illinois	0+	0-0	0-0	0-0	0-0-0	0	0	0	0	0	0
Richmond	2	1-1	0-0	0-0	1-0-1	0	0	0	0	0	2
at Charlotte	8	2-2	0-0	1-2	3-1-4	4	0	3	0	0	5
Army West Point	3	0-1	0-0	0-0	1-0-1	0	0	0	0	1	0
at Coastal Carolina	2	0-0	0-0	0-0	0-0-0	1	0	0	0	0	0
Tennessee					-DNP-						
at North Carolina					-DNP-						
Syracuse					-DNP-						
at Boston College					-DNP-						
Virginia Tech	2	0-0	0-0	0-0	0-0-0	0	0	0	0	0	0
at Duke	1	0-0	0-0	0-0	0-0-0	0	0	0	0	0	0
at NC State	1	0-0	0-0	0-0	0-0-0	0	0	0	0	0	0
Virginia					-DNP-						
Duke					-DNP-						
at Louisville	3	0-0	0-0	0-0	0-0-0	0	0	0	0	0	0
Florida State					-DNP-						
Clemson					-DNP-						
at Miami	18	0-0	0-0	0-0	1-2-3	3	2	1	0	0	0
at Syracuse	2	0-0	0-0	0-0	0-1-1	2	0	1	0	0	0
Georgia Tech	6	0-1	0-0	0-0	1-1-2	1	0	0	0	1	0
NC State	5	1-1	0-0	0-0	1-1-2	2	0	1	0	0	2
at Pitt	10	0-0	0-0	0-0	1-1-2	5	1	0	0	1	0
Notre Dame	9	0-0	0-0	0-0	2-1-3	2	0	0	0	0	0
at Georgia Tech					-DNP-						
vs. Syracuse	8	0-2	0-0	0-0	3-3-6	2	1	0	1	1	0

CAREER HIGHS

Points	5, at Charlotte (12/5/17)
Rebounds	6, vs. Syracuse (3/7/18)
Field Goals	2, at Charlotte (12/5/17)
Field Goal Attempts	2, 2x - last at Charlotte (12/5/17)
Three Pointers	--
Three Point Attempts	--
Free Throws	1, at Charlotte (12/5/17)
Free Throw Attempts	2, at Charlotte (12/5/17)
Assists	2, at Miami (2/7/18)
Turnovers	3, at Charlotte (12/5/17)
Blocks	2, vs. Houston (11/19/17)
Steals	1, 4x - last vs. Syracuse (3/6/18)
Minutes	18, at Miami (2/7/18)

CAREER STATISTICS

Year	G-GS	Min-Avg.	FG-FGA	Pct.	3FG-3FGA	Pct.	FT-FTA	Pct.	Off-Def.	Reb-Avg.	PF-DQ	Ast	TO	Blk	Stl	Pts-Avg
2017-18	21-0	94-4.5	5-10	.500	0-0	.000	1-2	.500	15-13	28-1.3	26-1	4	6	3	4	11-0.5
ACC	10-0	57-5.7	1-2	.500	0-0	.000	0-0	.000	6-7	13-1.3	15-1	3	3	0	2	2-0.2
CAREER	21-0	94-4.5	5-10	.500	0-0	.000	1-2	.500	15-13	28-1.3	26-1	4	6	3	4	11-0.5
ACC	10-0	57-5.7	1-2	.500	0-0	.000	0-0	.000	6-7	13-1.3	15-1	3	3	0	2	2-0.2

2018-19 DEMON DEACONS



ANTHONY BILAS

40

SENIOR | GUARD | 6-2 | 160 | CHARLOTTE, NC | CHARLOTTE LATIN

OF NOTE

- Appeared in 12 games during his first three seasons after joining the program as a non-scholarship player
- Was awarded a scholarship for his senior season
- All-conference player at Charlotte Latin School
- Son of ESPN College Basketball analyst and former Duke standout Jay Bilas

2017-18 SEASON (JUNIOR)

- Appeared in seven games off the bench
- Totaled four rebounds and two assists
- ACC Honor Roll

2016-17 SEASON (SOPHOMORE)

- Appeared in three games off the bench
- Had first career field goal attempt vs. LSU (Dec. 22)

2015-16 SEASON (FRESHMAN)

- Appeared in two games off the bench
- Made his collegiate debut vs. Syracuse (Jan. 16)

HIGH SCHOOL

- Graduate of Charlotte Latin School in Charlotte, N.C.
- A three-year letterman for the Hawks
- Second Team All-Conference by the Charlotte Independent Schools Athletic Association as a senior in 2014-15
- Was a two-time national qualifier in Speech & Debate, as well as the captain of the speech & debate team
- Played AAU ball for Charlotte Reign under the direction of his father, Jay Bilas

PERSONAL

- Full name is Anthony Scot Bilas
- Son of Jay and Wendy Bilas
- Born September 23, 1996 in Charlotte, N.C.
- Has an older sister (Tori)
- His father and ESPN College Basketball analyst Jay Bilas, played basketball and was a four-year starter at Duke (1983-86) and helped lead the Blue Devils to the Final Four and national championship game in 1986
- His aunt Sharyl Garza played volleyball at UCLA (1989-92) and uncle Chris Johnson played football at Princeton (1988-91)

CAREER STATISTICS

Year	G-GS	Min-Avg.	FG-FGA	Pct.	3FG-3FGA	Pct.	FT-FTA	Pct.	Off-Def.	Reb-Avg.	PF-DQ	Ast	TO	Blk	Stl	Pts-Avg
2015-16	2-0	1-0.5	0-0	.000	0-0	.000	0-0	.000	0-0	0-0.0	0-0	0	0	0	0	0-0.0
ACC	2-0	1-0.5	0-0	.000	0-0	.000	0-0	.000	0-0	0-0.0	0-0	0	0	0	0	0-0.0
2016-17	3-0	2-0.7	0-1	.000	0-0	.000	0-0	.000	0-0	0-0.0	1-0	0	0	0	0	0-0.0
ACC	0-0	0-0.0														
2017-18	7-0	7-1.0	0-3	.000	0-0	.000	0-0	.000	3-1	4-0.6	0-0	2	1	0	0	0-0.0
ACC	3-0	2-0.7	0-2	.000	0-0	.000	0-0	.000	2-0	2-0.7	0-0	1	0	0	0	0-0.0
CAREER	12-0	10-0.8	0-4	.000	0-0	.000	0-0	.000	3-1	4-0.3	1-0	2	1	0	0	0-0.0
ACC	5-0	3-0.6	0-2	.000	0-0	.000	0-0	.000	2-0	2-0.4	0-0	1	0	0	0	0-0.0

2018-19 DEMON DEACONS



AARON SPIVEY

41

SENIOR | GUARD | 6-2 | 175 | ROCKY MOUNT, NC | NASH CENTRAL

OF NOTE

- Walk-on who joined the team in Nov. 2016
- Appeared in 12 games over the past two seasons

2017-18 SEASON (JUNIOR)

- Appeared in 10 games off the bench
- Averaged 0.3 points per game
- Scored two points on first career field goal vs. Army West Point (Dec. 8)
- Scored first ACC point with free throw vs. Georgia Tech (Feb. 14)
- NABC Honors Court
- ACC Honor Roll

2016-17 SEASON (SOPHOMORE)

- Appeared in two games off the bench
- Scored one point in collegiate debut vs. Charlotte (Dec. 6)
- Had first career rebound vs. LSU (Dec. 22)
- ACC Honor Roll

HIGH SCHOOL

- Averaged 17 points per game at Nash Central High School and was the leading scorer in the twin counties
- Was all-conference and second team all-district as a senior
- Also was a member of the football and track & field teams in high school

PERSONAL

- Full name is Aaron Michael Spivey
- Born October 11, 1996 in Greensboro, N.C.
- Son of Eric and Keisha Spivey

CAREER STATISTICS

Year	G-GS	Min-Avg.	FG-FGA	Pct.	3FG-3FGA	Pct.	FT-FTA	Pct.	Off-Def.	Reb-Avg.	PF-DQ	Ast	TO	Blk	Stl	Pts-Avg
2016-17	2-0	2-1.0	0-0	.000	0-0	.000	1-2	.500	0-1	1-0.5	0-0	0	0	0	0	1-0.5
<i>ACC</i>	0-0	0-0.0														
2017-18	10-0	9-0.9	1-2	.500	0-1	.000	1-3	.333	0-0	0-0.0	1-0	0	0	0	1	3-0.3
<i>ACC</i>	6-0	4-0.7	0-0	.000	0-0	.000	1-2	.500	0-0	0-0.0	1-0	0	0	0	1	1-0.2
CAREER	12-0	11-0.9	1-2	.500	0-1	.000	2-5	.400	0-1	1-0.1	1-0	0	0	0	1	4-0.3
<i>ACC</i>	6-0	4-0.7	0-0	.000	0-0	.000	1-2	.500	0-0	0-0.0	1-0	0	0	0	1	1-0.2

2018-19 DEMON DEACONS



TORRY JOHNSON

4

GRADUATE | GUARD | 6-3 | 170 | CHICAGO, IL | MORGAN PARK | NORTHERN ARIZONA

OF NOTE

- Graduate transfer from Northern Arizona with potentially two years of eligibility remaining
- Led Northern Arizona in scoring in 2017-18 at 11.5 points per game
- Had five 20-point games in 2017-18, including a career-high 33 points at North Dakota

2017-18 SEASON (REDSHIRT JUNIOR AT NORTHERN ARIZONA)

- Appeared in 31 games, making 22 starts
- Led the team in scoring (11.5 ppg) and steals (33)
- Scored in double figures in 15 games
- Had five 20-point games, including a career-high 33 points at North Dakota (Feb. 17)
- Posted back-to-back 20-point games with 25 points vs. Idaho (Jan. 20) and 27 points at Montana State (Jan. 25)
- Made a career-high 10 free throws in a 20-point game at Kansas State (Nov. 20)
- Averaged 13.5 points per game and shot 40.4 percent from 3-point range in Big Sky Conference play

2016-17 SEASON (REDSHIRT SOPHOMORE AT NORTHERN ARIZONA)

- Missed the season due to injury

2015-16 SEASON (REDSHIRT FRESHMAN AT NORTHERN ARIZONA)

- Appeared in 29 games, making 26 starts
- Averaged 9.3 points per game
- Scored in double figures in 14 games
- Had first career double-double with 13 points and 10 rebounds at Washington State (Nov. 13)
- Scored a season-high 21 points at Montana State (Feb. 11)

2014-15 SEASON (FRESHMAN AT NORTHERN ARIZONA)

- Redshirt season

HIGH SCHOOL

- Played at Morgan Park High School, leading the school to the 2013 and 2014 Illinois Class 3A State Championships
- Captain of the 2014 state championship team
- Averaged 13.8 points, 6.0 rebounds and 5.0 assists as a senior
- Played AAU ball for the Mac Irvin Fire

PERSONAL

- Born January 9, 1996 in Chicago, Ill.
- Son of Terrence and Desaree Johnson
- Has an older brother, Terry, and an older sister, Brittanny
- Father played college basketball at Dominican University and coached Torry at Morgan Park High School



CAREER HIGHS

Points	33, at North Dakota (2/17/18)
Rebounds	10, at Washington State (11/13/15)
Field Goals	10, at North Dakota (2/17/18)
Field Goal Attempts	19, vs. Hampton (11/23/17)
Three Pointers	5, 2x - last at North Dakota (2/17/18)
Three Point Attempts	9, vs. Idaho (1/20/18)
Free Throws	10, 2x - last at Kansas State (11/20/17)
Free Throw Attempts	13, at Kansas State (11/20/17)
Assists	5, 3x - last at Montana State (1/25/18)
Turnovers	9, at Kansas State (11/20/17)
Blocks	1, 2x - last vs. Montana State (1/2/16)
Steals	4, at Southern Utah (1/13/18)
Minutes	46, vs. Montana (12/31/15)

CAREER STATISTICS

Year	G-GS	Min-Avg.	FG-FGA	Pct.	3FG-3FGA	Pct.	FT-FTA	Pct.	Off-Def.	Reb-Avg.	PF-DQ	Ast	TO	Blk	Stl	Pts-Avg
2015-16	29-26	843-29.1	92-202	.455	15-43	.349	71-108	.657	22-54	76-2.6	81-3	46	47	2	18	270-9.3
<i>Big Sky</i>	18-15	548-30.4	54-118	.458	12-31	.387	51-75	.680	12-32	44-2.4	54-3	30	29	1	10	171-9.5
2017-18	31-22	834-26.9	103-273	.377	28-87	.322	123-159	.774	21-48	69-2.2	62-0	50	82	0	33	357-11.5
<i>Big Sky</i>	18-14	516-28.7	71-165	.430	23-57	.404	79-103	.767	13-31	44-2.4	42-0	26	41	0	22	244-13.6
CAREER	60-48	1677-28.0	195-475	.411	43-130	.331	194-267	.727	43-102	145-2.4	143-3	96	129	2	51	627-10.5
<i>Conf.</i>	36-29	1064-29.6	125-283	.442	35-88	.398	130-178	.730	25-63	88-2.4	96-3	56	70	1	32	415-11.5

2017-18 GAME-BY-GAME (REDSHIRT JUNIOR SEASON AT NAU)

Opponent	MP	FG-A	3G-A	FT-A	O-D-T	PF	A	TO	BS	ST	TP
at Arizona*	18	2-6	0-0	0-0	1-1-2	2	3	3	0	0	4
Embry-Riddle*	27	1-11	1-4	7-8	1-2-3	2	2	2	0	0	10
at Arizona State*	32	2-12	0-7	4-4	2-2-4	2	1	3	0	0	8
at Kansas State*	29	5-7	0-2	10-13	0-2-2-	1	2	9	0	2	20
vs. Hampton*	39	7-19	3-7	7-12	1-3-4	0	0	2	0	3	24
vs. UC Irvine*	25	0-9	0-1	3-4	2-0-2	2	3	1	0	0	3
at Santa Clara*	22	1-5	0-1	0-0	0-0-0	0	0	5	0	1	2
at CSU Bakersfield	24	2-4	0-1	1-2	0-1-1	2	5	5	0	1	5
San Diego Christian	17	2-10	0-3	1-1	0-1-1	0	1	1	0	0	5
at San Diego	18	3-5	1-1	4-4	0-1-1	3	0	3	0	2	11
South Dakota					-INJ-						
at USF	17	1-5	0-1	3-4	0-1-1	1	2	1	0	0	5
at Jacksonville	15	2-2	0-0	2-2	0-1-1	3	1	3	0	1	6
Montana	19	1-5	0-1	6-7	0-1-1	3	3	3	0	1	8
Montana State	22	3-5	1-3	6-11	0-1-1	1	2	2	0	1	13
at Weber State	19	2-7	1-2	0-0	1-1-2	1	1	3	0	0	5
at Idaho State	22	3-5	1-2	0-1	0-3-3	3	0	1	0	0	7
at Southern Utah*	35	4-10	0-2	6-6	1-2-3	2	3	0	0	4	14
Eastern Washington*	13	3-6	0-1	2-3	0-2-2	3	1	0	0	0	8
Idaho*	34	7-15	5-9	6-10	2-1-3	3	2	2	0	2	25
at Montana State*	37	9-14	3-5	6-9	0-2-2	2	5	2	0	3	27
at Montana*	30	5-9	3-4	6-7	0-0-0	1	0	7	0	1	19
Idaho State*	35	5-12	1-4	4-4	1-3-4	3	0	1	0	0	15
Weber State*	31	6-9	0-1	5-7	2-2-4	1	1	2	0	0	17
Southern Utah*	24	2-12	0-3	5-5	0-1-1	3	1	2	0	2	9
at Northern Colorado*	26	1-5	0-1	0-0	1-2-3	3	3	1	0	2	2
at North Dakota*	40	10-14	5-7	8-9	1-1-2	1	0	4	0	3	33
Sacramento State*	30	2-8	1-2	5-6	1-4-5	4	0	2	0	0	10
Portland State*	37	3-10	1-4	8-10	2-1-3	3	1	4	0	3	15
at Idaho*	33	3-12	1-3	4-4	1-2-3	4	1	2	0	0	11
at Eastern Washington*	29	2-7	0-3	2-4	0-2-2	1	2	3	0	0	6
vs. Northern Colorado*	35	4-13	0-2	2-2	1-2-3	2	4	3	0	1	10

* denotes starter

2015-16 GAME-BY-GAME (REDSHIRT FRESHMAN SEASON AT NAU)

Opponent	MP	FG-A	3G-A	FT-A	O-D-T	PF	A	TO	BS	ST	TP
at Washington State*	30	6-11	0-0	1-2	4-6-10	1	0	3	0	3	13
at Boise State*	24	5-9	1-2	3-6	0-0-0	3	1	2	0	1	14
at Gonzaga*	24	2-6	0-1	0-1	0-1-1	4	2	2	0	0	4
Embry-Riddle					-INJ-						
San Diego Christian*	23	4-7	0-1	2-2	1-4-5	2	3	0	1	0	10
Norfolk State*	33	4-8	1-2	4-5	1-2-3	3	1	1	0	1	13
Hampton*	29	7-10	0-0	2-3	2-2-4	2	4	1	0	1	16
at CSU Bakersfield*	37	2-9	0-3	5-6	1-1-2	4	0	0	0	0	9
at Arizona*	22	0-3	0-0	0-2	0-2-2	0	0	2	0	2	0
at Little Rock*	22	4-10	1-2	1-2	1-1-2	3	2	1	0	0	10
at Tulsa*	29	2-3	0-0	2-2	0-2-2	2	2	3	0	0	6
Montana*	46	1-6	0-1	4-6	1-5-6	4	3	2	0	3	6
Montana State*	38	1-5	0-3	3-5	1-7-8	3	2	2	1	0	5
at Southern Utah*	25	2-4	0-1	1-2	2-2-4	4	2	4	0	0	5
at Idaho*	27	2-7	0-1	4-6	2-2-4	3	0	3	0	0	8
at Eastern Washington*	32	6-8	0-0	2-2	0-0-0	1	1	1	0	0	14
North Dakota*	34	2-8	1-3	3-6	0-1-1	2	3	4	0	0	8
Northern Colorado*	28	0-2	0-1	2-2	0-2-2	0	3	1	0	0	2
at Weber State	24	2-6	0-0	0-0	1-0-1	4	2	0	0	0	4
at Idaho State	14	4-5	1-1	1-1	0-2-2	5	0	1	0	0	10
Eastern Washington	30	4-7	0-1	3-6	0-1-1	5	1	2	0	1	11
Idaho*	34	3-6	1-2	4-6	2-0-2	2	5	0	0	3	11
at Montana State*	33	4-5	3-3	10-12	0-1-1	4	2	2	0	0	21
at Montana*	26	3-7	0-1	0-1	0-1-1	4	0	2	0	0	6
Idaho State*	31	6-8	3-3	1-2	0-0-0	2	1	0	0	1	16
Weber State*	35	5-10	1-3	7-9	3-3-6	3	1	2	0	1	18
Southern Utah*	30	1-8	0-2	2-4	0-0-0	2	1	1	0	0	4
at Portland State*	27	4-6	1-1	0-0	0-2-2	5	3	1	0	0	9
at Sacramento State*	34	4-10	1-4	4-5	0-3-3	1	0	1	0	1	13
vs. Eastern Washington*	22	2-8	0-1	0-2	0-1-1	3	1	3	0	0	4

* denotes starter

2018-19 DEMON DEACONS



IKENNA SMART

35

GRADUATE | CENTER | 6-10 | 245 | UMUAHIA, NIGERIA | NEW GARDEN FRIENDS SCHOOL | BUFFALO

OF NOTE

- Graduate transfer from Buffalo
- Only player in Buffalo history to be a member of all three of the school's NCAA Tournament teams
- Started 25 games for the 2018 Mid-American Conference Champions

2017-18 SEASON (REDSHIRT JUNIOR AT BUFFALO)

- Appeared in 27 games, making 25 starts for the MAC Champions
- Averaged 3.6 points and 3.5 rebounds per game
- Shot 67.7 percent from the floor
- Scored a season-high 12 points (6-6 FG) vs. Robert Morris (Dec. 16)
- Had a double-double with 10 points and a career-high 14 rebounds at Ohio (Jan. 26)
- Averaged 5.7 points and 3.3 rebounds in three games at the MAC Tournament
- Averaged 4.0 points and 3.0 rebounds in NCAA Tournament games vs. Arizona (Mar. 15) and Kentucky (Mar. 17)

2016-17 SEASON (REDSHIRT SOPHOMORE AT BUFFALO)

- Appeared in 31 games, making 16 starts
- Averaged 3.4 points and 3.6 rebounds per game
- Shot 65.6 percent from the floor
- Scored a season-high 10 points vs. Nevada (Nov. 25)
- Had a season-high nine rebounds vs. Weber State (Nov. 26) and vs. Western Michigan (Jan. 21)

2015-16 SEASON (REDSHIRT FRESHMAN AT BUFFALO)

- Appeared in all 35 games, making 30 starts
- Averaged 3.2 points and 4.3 rebounds
- Shot 54.1 percent from the floor
- Scored a season-high 11 points vs. Kent State (Feb. 23)
- Had a season-high 10 rebounds at Miami (Ohio) (Jan. 19)
- Had eight rebounds in the MAC Championship Game vs. Akron (Mar. 12)

2014-15 SEASON (FRESHMAN AT BUFFALO)

- Redshirt season

HIGH SCHOOL

- Played at New Garden Friends School in Greensboro, N.C.
- Averaged 13 points, 13 rebounds and two blocks per game as a senior
- Set high school record for single-season rebounding with 300 and he also set the record for blocked shots

PERSONAL

- Born September 23, 1995 in Nigeria
- Son of Smart and Comfort Amaobi
- Has three brothers, Osinachi, Godsent, Lucky, and one sister, Blessing
- Brother, Osinachi, is a sophomore on the basketball team at College of Charleston
- Host family is Nick and Cinda Purrington with brothers Alfred, Charles and Joel
- Wife, Jillian, was on the rowing team at Buffalo

2017-18 GAME-BY-GAME (REDSHIRT JUNIOR SEASON AT BUFFALO)

Table with 13 columns: Opponent, MP, FG-A, 3G-A, FT-A, O-D-T, PF, A, TO, BS, ST, TP. Lists game logs for the 2017-18 season.

* denotes starter

2016-17 GAME-BY-GAME (REDSHIRT SOPHOMORE SEASON AT BUFFALO)

Table with 13 columns: Opponent, MP, FG-A, 3G-A, FT-A, O-D-T, PF, A, TO, BS, ST, TP. Lists game logs for the 2016-17 season.

* denotes starter

2015-16 GAME-BY-GAME (REDSHIRT FRESHMAN SEASON AT BUFFALO)

Table with 13 columns: Opponent, MP, FG-A, 3G-A, FT-A, O-D-T, PF, A, TO, BS, ST, TP. Lists game logs for the 2015-16 season.

* denotes starter


CAREER HIGHS

Table listing career high statistics for various categories: Points, Rebounds, Field Goals, etc.

CAREER STATISTICS

Table with 17 columns: Year, G-GS, Min-Avg, FG-FGA, Pct., 3FG-3FGA, Pct., FT-FTA, Pct., Off-Def., Reb-Avg., PF-DQ, Ast, TO, Blk, Stl, Pts-Avg. Summarizes career statistics.

2018-19 DEMON DEACONS



ANDRIEN WHITE

13

SENIOR | GUARD | 6-3 | 190 | RICHMOND, VA | QUALITY EDUCATION ACADEMY | CHARLOTTE

OF NOTE

- Will sit out in 2018-19 after transferring from Charlotte
- Was a three-year starter for the 49ers, scoring 1,058 points
- Made a Charlotte freshman record 67 3-pointers in 2015-16

2017-18 SEASON (JUNIOR AT CHARLOTTE)

- Appeared in 25 games, making 22 starts
- Averaged 15.0 points and 4.8 rebounds per game
- Had 17 double-figure games, including eight 20-point games
- Tied a career-high with 30 points at East Carolina (Dec. 18)
- Scored 28 points on 9-14 shooting vs. Florida International (Mar. 1)
- Had a double-double (19 points, 11 rebounds) at Marshall (Feb. 24)
- In the Marshall game, became the 28th player in school history to reach the 1,000 career point mark

2016-17 SEASON (SOPHOMORE AT CHARLOTTE)

- Appeared in 29 games, making 20 starts
- Averaged 11.3 points and 4.0 rebounds per game
- Had 19 double-figure games, including four 20-point games
- Scored a season-high 24 points vs. UAB in the C-USA Tournament (Mar. 8)
- Had 20 points and eight rebounds at Western Kentucky (Jan. 5)

2015-16 SEASON (FRESHMAN AT CHARLOTTE)

- Appeared in all 33 games, making 31 starts
- Averaged 10.7 points and 3.4 rebounds
- Made a Charlotte freshman record 67 3-pointers
- Conference-USA All-Freshman Team
- Had 17 double-figure games, including six 20-point games
- Scored a season-high 30 points (8-9 3FG) and had 10 rebounds vs. Marshall (Jan. 21)
- Had two other double-doubles, 12 points and 11 rebounds vs. Furman (Nov. 19) and 10 points and 11 rebounds at Louisiana Tech (Jan. 9)
- Scored 27 points (8-12 3FG) at Old Dominion (Jan. 2)

HIGH SCHOOL

- Played his senior year at Quality Education Academy in Winston-Salem
- Averaged 14 points, 4.5 rebounds and 3.5 assists
- Hit game-winning 3-point buzzer-beater to lift Quality Education Academy to a 67-66 win over national power Huntington Prep
- Played first three seasons of high school basketball at Thomas Dale High School in Chester, Va.

PERSONAL

- Born December 3, 1996 in Petersburg, Va.
- Son of Shery White and Andrew J. White, Jr.
- Has two older siblings, brother Andrew III and sister Andrias
- Brother, Andrew III, played collegiately at Kansas, Nebraska and Syracuse and made his NBA debut in 2017-18 with the Atlanta Hawks before playing overseas
- Father played college basketball at Morehouse College

2018-19 DEMON DEACONS



MILES LESTER

55

SOPHOMORE | GUARD | 6-0 | 170 | WICHITA, KS | WILBRAHAM & MONSON | RICE

OF NOTE

- Transferred to Wake Forest as a non-scholarship player after playing his freshman season at Rice
- Will sit out in 2018-19 due to NCAA transfer rules
- Averaged 3.1 points per game for the Owls during the 2017-18 season

2017-18 SEASON (FRESHMAN AT RICE)

- Appeared in 29 games, making five starts
- Averaged 3.1 points and 1.6 assists in 12.4 minutes per game
- Shot 37.7 percent from 3-point range
- Three double-figure scoring games
- Scored a season-high 13 points vs. Western Kentucky (Feb. 17)
- Had 11 points in back-to-back games at New Mexico (Dec. 19) and vs. Texas State (Dec. 22)
- Had a season-high five assists vs. Texas State (Dec. 22)
- Named to the Conference USA Commissioner's Honor Roll

HIGH SCHOOL

- Played at Wilbraham and Monson Academy in Wilbraham, Mass.
- Averaged 15.4 points, 5.7 assists and 4.3 rebounds while shooting 48 percent from the field as a senior
- All-New England Preparatory School Athletic Council (NEPSAC) Honorable Mention as a senior
- As a junior, averaged 10.4 points, 4.1 assists, 3.7 rebounds
- Played AAU ball for the KC Pumas

PERSONAL

- Born January 30, 1998 in Overland Park, Kan.
- Son of Brian and Sara Lester

CAREER HIGHS

Points	13, vs. Western Kentucky (2/17/18)
Rebounds	3, 3x - last at Texas Tech (12/16/17)
Field Goals	4, 3x - last vs. Western Kentucky (2/17/18)
Field Goal Attempts	7, 2x - last vs. Texas State (12/22/17)
Three Pointers	4, vs. Western Kentucky (2/17/18)
Three Point Attempts	6, 2x - last vs. Western Kentucky (2/17/18)
Free Throws	6, vs. St. Thomas (11/25/17)
Free Throw Attempts	6, 2x - last vs. St. Edward's (12/14/17)
Assists	5, vs. Texas State (12/22/17)
Turnovers	4, at UTSA (12/28/17)
Blocks	-
Steals	2, vs. St. Thomas (11/25/17)
Minutes	29, vs. Texas State (12/22/17)

CAREER STATISTICS

Year	G-GS	Min-Avg.	FG-FGA	Pct.	3FG-3FGA	Pct.	FT-FTA	Pct.	Off-Def.	Reb-Avg.	PF-DQ	Ast	TO	Blk	Stl	Pts-Avg
2017-18	29-5	359-12.4	25-78	.321	20-53	.377	20-27	.741	4-32	36-1.2	18-0	46	32	0	8	90-3.1
C-USA	17-1	188-11.1	13-40	.325	10-28	.357	4-6	.667	2-15	17-1.0	5-0	32	19	0	5	40-2.4
CAREER	29-5	359-12.4	25-78	.321	20-53	.377	20-27	.741	4-32	36-1.2	18-0	46	32	0	8	90-3.1
Conf.	17-1	188-11.1	13-40	.325	10-28	.357	4-6	.667	2-15	17-1.0	5-0	32	19	0	5	40-2.4

JAYLEN HOARD

10

FRESHMAN | FORWARD | 6-8 | 215 | CARNON, FRANCE | WESLEYAN CHRISTIAN ACADEMY

OF NOTE

- Consensus top-25 player, making him Wake Forest's highest-ranked recruit since 2008
- Played on youth French national teams with Demon Deacon teammate Olivier Sarr
- All-State player at Wesleyan Christian Academy in High Point, N.C.

HIGH SCHOOL

- Played two seasons of high school basketball in the United States at Wesleyan Christian Academy in High Point, N.C.
- Consensus five-star recruit who was in the top 25 of the Class of 2018 by ESPN (20), 247Sports (21) and Rivals (25)
- 2018 Associated Press North Carolina All-State Team
- Participated in the 2018 Jordan Brand Classic and Nike Hoop Summit
- Averaged 22.4 points for France at the 2016 FIBA U-16 World Championships, including a 41-point performance against South Korea
- Played AAU ball for Team CP3

PERSONAL

- Born March 30, 1999 in Le Havre, France
- Son of Katia and Antwon Hoard
- Father played college basketball at Murray State before an 18-year professional career overseas
- Mother played college basketball at Washington and played on the French team at the 1994 FIBA Women's World Championships
- Younger sister, Anaia, has also played on French youth national teams
- Godmother, Edwige Lawson-Wade, played in the WNBA and was a member of France's 2012 Olympic Silver Medal team
- Godfather, James Wade, played collegiately at Kennesaw State and professionally overseas and is currently an assistant coach with the WNBA Minnesota Lynx

JAMIE LEWIS

25

FRESHMAN | GUARD | 6-3 | 190 | ATLANTA, GA | WESTLAKE

OF NOTE

- Four-star recruit who was ranked as the No. 34 point guard in the Class of 2018 by ESPN
- All-State player at Westlake High School in Atlanta before transferring to Findlay Prep in Nevada
- Helped Westlake to the 2016 Georgia State Championship

HIGH SCHOOL

- Attended Findlay Prep in Henderson, Nev., for his senior season, but didn't play due to injury
- Four-star recruit who was ranked as the No. 34 point guard in the Class of 2018 by ESPN
- Was ranked in the top 60 in his class before injuries caused him to miss his senior season
- All-State player at Westlake High School in Atlanta before transferring to Findlay Prep
- Helped Westlake to the 2016 Georgia State Championship
- Played AAU ball for Georgia United, Atlanta Rockafellas and Georgia Stars

PERSONAL

- Born September 8, 1999 in Atlanta, Ga.
- Son of Ryan Lewis and Danielle McCrimmon
- Has five siblings: Kenny, Danny, Ryan, Zion and Myles
- Brother, Danny, plays basketball at Kennesaw State



2018-19 DEMON DEACONS



ISAIAH MUCIUS

1

FRESHMAN | FORWARD | 6-8 | 190 | EAST PATCHOGUE, N.Y. | BREWSTER ACADEMY

OF NOTE

- 2018 USA Today New Hampshire Player of the Year at Brewster Academy
- Consensus four-star recruit ranked as high as No. 72 in the Class of 2018
- Played in the 2018 Iverson Classic

HIGH SCHOOL

- Played his senior season at Brewster Academy in New Hampshire after playing at Saint James School in Maryland
- Consensus four-star recruit who was ranked No. 72 (ESPN), No. 82 (247Sports) and No. 104 (Rivals) in the Class of 2018
- 2018 USA Today New Hampshire Player of the Year
- 2018 New England Preparatory School Athletic Council (NEPSAC) AAA Player of the Year
- Participated in the 2018 Iverson Classic
- Played AAU ball for the PSA Cardinals

PERSONAL

- Born April 22, 1999
- Son of Tessie and Matthew Mucius
- Has a brother, Myles
- Father played basketball at Alabama A&M



SHARONE WRIGHT, JR.

2

FRESHMAN | GUARD | 6-5 | 180 | FLORENCE, SC | LEGACY EARLY COLLEGE H.S.

OF NOTE

- Four-star recruit who was one of the top 30 shooting guards in the Class of 2018
- South Carolina All-State selection
- Son of former Clemson All-American and NBA Lottery Pick Sharone Wright

HIGH SCHOOL

- Played his senior season at Legacy Early College High School
- 2016-17 South Carolina All-State Team while at West Florence High School
- Averaged 16.5 points, six rebounds and four assists per game as a junior at West Florence
- Four-star recruit who was ranked as the No. 30 shooting guard in the Class of 2018 by ESPN
- Played AAU ball for the Karolina Khaos

PERSONAL

- Born October 12, 1999 in Macon, Ga.
- Son of Cheyanne Pullum and Sharone Wright, Sr.
- Father was an All-American at Clemson and the No. 6 overall pick of the 1994 NBA Draft by the Philadelphia 76ers before having a 13-year professional career, both in the NBA and overseas
- Has four siblings, Nicholas, Thjis, Justice and London

2018-19 DEMON DEACONS



MICHAEL WYNN

20

FRESHMAN | GUARD | 6-6 | 200 | ALBANY, NY | LIBERTY HEIGHTS ATHLETIC INSTITUTE

OF NOTE

- Led Liberty Heights to Grind Session World Championships semifinals
- Averaged 22.5 points per game in 2017-18 as a senior
- All-State in New York at Christian Brothers Academy before transferring to Liberty Heights

HIGH SCHOOL

- Played last two seasons at Liberty Heights Athletic Institute in Charlotte, N.C.
- Led Liberty Heights to Grind Session World Championships semifinals
- Averaged 22.5 points per game in 2017-18 as a senior
- 2017 All-Grind Session Team
- All-State in New York at Christian Brothers Academy before transferring to Liberty Heights
- Four-year academic scholarship award at Christian Brothers
- Played AAU ball for Albany City Rocks

PERSONAL

- Born December 3, 1998 in Albany, N.Y.
- Son of William and Eileen Wynn
- Has six siblings: Zachary, Sierra, Tyler, Cameron, Joshua and Alexi



BLAKE BUCHANAN

31

FRESHMAN | FORWARD | 6-5 | 195 | DURHAM, NC | VOYAGER ACADEMY

OF NOTE

- Joined the Demon Deacons in the summer of 2018 as a non-scholarship player
- Two-time all-conference selection at Voyager Academy
- Helped the school win three conference titles and the 2016 State Championship

HIGH SCHOOL

- Played at Voyager Academy in Durham, N.C.
- Helped the Vikings to the 2016 Class A State Championship and three conference titles (2016-18)
- Two-time All-North Central Athletic Conference
- Averaged 10.3 points, 6.1 rebounds and 4.6 assists per game as a senior
- Also played lacrosse, tennis and golf in high school
- Played AAU ball for the Carolina Flyers

PERSONAL

- Born May 2, 2000 in Charlottesville, Va.
- Son of Phil and Kate Buchanan
- Has two brothers, Holden and Graham
- Grandfather, Dan Bernard, played football at Iowa State

DEACON COACHING STAFF

DANNY MANNING

HEAD COACH

5th Year

Kansas '91

One of the most accomplished players in the history of college basketball, Danny Manning is now developing a reputation as one of top coaches in the game. As he enters his fifth season at Wake Forest, a man who once starred in the NCAA Tournament and was a first round NBA draft pick is now mentoring and developing players who are accomplishing those feats.

As a player, Manning's resume is unrivaled. His list of accomplishments are what young players dream of achieving: NCAA Champion, consensus National Player of the Year, All-American, No. 1 overall NBA Draft Pick, NBA All-Star and College Basketball Hall of Famer. After winning a national title as an assistant coach at Kansas, Manning's first five years as a head coach have included taking two different schools to the NCAA Tournament, winning a conference regular season and tournament title and developing a NBA first round selection. With his undeniable track record of success, the future of Demon Deacon basketball looks bright under his leadership.

Manning was tasked to lead Wake Forest basketball in April, 2014 and return the program to national prominence. In 2016-17, the third year of that process, Manning's mark on the Demon Deacons was evident. The team went 19-14 and reached the NCAA First Four, its first postseason appearance in seven seasons. Wake Forest ranked in the top 10 nationally in offensive efficiency, averaged 82.8 points per game and set school records with 268 3-pointers and 77.8 percent from the free throw line. The Deacs were led by All-American John Collins, who was selected by the Atlanta Hawks with the No. 19 overall selection of the NBA Draft. Following the season, Manning received the Skip Prosser Man of the Year Award, given annually to a coach who had success on the court and shows moral integrity off of it.

Manning began shaping his vision for the future of Wake Forest basketball during his first season at the helm in 2014-15. A young Demon Deacon squad that had three freshmen among its top five scorers developed throughout the season despite a 13-19 record. Five of their wins came against teams that competed in the postseason, including a victory over eventual NCAA Sweet 16 squad NC State, while three of their losses were by single digits to teams ranked in the top-five nationally. The Demon Deacons went 11-20

during Manning's second season, highlighted by a third-place finish at the Maui Invitational. Last year, the Deacs posted a pair of wins over Sweet 16 teams, downing Syracuse and Florida State.

Manning came to Wake Forest after spending two seasons as the head coach at the University of Tulsa. He was named the 2013-14 Conference USA Coach of the Year after leading the Golden Hurricane to the conference championship and a berth in the round of 64 of the NCAA Tournament, Tulsa's first appearance since 2003. Manning was also a finalist for two national Coach of the Year awards in 2013-14, including the Jim Phelan Award, given to the nation's top coach, and the Ben Jobe Award, given to the nation's top minority coach.

Manning posted a 38-29 (.567) overall record and a 21-11 (.656) record in Conference USA during his two seasons at Tulsa.

Prior to taking the reins at Tulsa, Manning spent nine seasons on the staff at Kansas, his alma mater. After retiring from professional basketball in 2003, he began his coaching career as a member of Bill Self's first staff at Kansas. For four seasons, he served as Director of Student-Athlete Development/Team Manager. In that role, he was the team travel coordinator, oversaw equipment ordering and distribution and organized and assisted in the youth holiday clinic and summer camp program.

Manning was elevated to assistant coach in March 2007 and helped the Jayhawks win the 2008 national title in his first season in his new position. He also helped Kansas advance to the



The Mannings: Taylor, Danny, Julie and Evan



Coach Manning with forward Ikenna Smart

2012 national title game in his final season in Lawrence.

During his time on staff at Kansas, Manning was a part of one NCAA national title, two Final Fours, five NCAA Elite Eight appearances, eight Big 12 regular season conference titles, five Big 12 tournament championships and 269 career victories. During his five-year tenure as an assistant coach, Kansas went 164-24 (.872) overall.

When he arrived in Winston-Salem, Manning was the first coaching hire in ACC basketball history to come into the job with NCAA championships as a player and as a coach to his name.

In addition to coaching at the collegiate level, Manning has been involved on the international level with USA Basketball. In 2017, he spent the summer as an assistant coach on John Calipari's staff of the U19 National Team. In 2018, he assisted Self with the U18 National Team. He also previously served as a court coach during U18

National Team training camps.

One of the reasons for Manning's success on the sidelines has been his experience playing for and coaching next to some of the legends of the sport. During his playing career, Manning played for seven head coaches now enshrined in Springfield: Larry Brown (Kansas, Los Angeles Clippers), Denny Crum (1987 Pan American Games), Don Nelson (Dallas Mavericks), Lute Olson (1984 USA R. William Jones Cup), Jerry Sloan (Utah Jazz), John Thompson (1988 Olympics) and Lenny Wilkens (Atlanta Hawks). As a coach, he has been mentored by Hall of Famers Bill Self at Kansas and John Calipari with the USA U19 National Team.

At 6-10 and one of the top big men to ever play college basketball, Manning has earned a reputation as one of the best coaches of big men in the country. The latest example of his expertise with post players was John Collins, who in two seasons with the Demon Deacons went from ranked outside the top 100 in his high school class in 2015 to the No. 19 selection in the 2017 NBA Draft.

Manning has coached 15 NBA draft picks, including 10 first-round selections and nine current NBA players. NBA draft picks during his tenure include big men Wayne Simien, Julian Wright, Darrell Arthur, Darnell Jackson, Sasha Kaun, Cole Aldrich, twins Marcus and Markieff Morris, Jeff Withey and Thomas Robinson at Kansas, in addition to John Collins at Wake Forest.

Manning recruited two McDonald's High School All-Americans, including 2010 NBA first-round draft pick Xavier Henry. He also coached two Academic All-Americans in Cole Aldrich and Tyrel Reed.

THE DANNY MANNING FILE

BACKGROUND

- Born — May 17, 1966 in Hattiesburg, Miss.
- Raised in Greensboro, N.C. before moving to Lawrence, Kan. prior to senior year of H.S.

FAMILY

- Wife — Julie
- Children — daughter Taylor, son Evan

EDUCATION


- University of Kansas — 1991, B.A. in Communication
- High School: Lawrence (Kan.) HS — 1984

PLAYING CAREER

- Kansas' all-time leading scorer (2,951 pts) and rebounder (1,187 rebs)
- 10th all-time leading scorer in NCAA history
- Consensus first-team All-American (1987, 1988)
- Consensus College Player of the Year (1988)
- Three-time Big Eight Conference Player of the Year (1986, 1987, 1988)
- 1988 NCAA Final Four Most Outstanding Player
- The overall No. 1 pick in the 1988 NBA Draft by the L.A. Clippers
- Played 15 seasons in the NBA for seven different teams (Clippers, Hawks, Suns, Bucks, Jazz, Mavericks, Pistons)
- Two-time NBA All-Star (1993, 1994)
- NBA Sixth Man of the Year (1998)
- Won a bronze medal as a member of the 1988 USA Olympic Team in Seoul, South Korea

COACHING CAREER

- Assistant Coach with Kansas when the Jayhawks won the 2008 NCAA Championship
- The Jayhawks won eight straight Big 12 regular season titles with Manning on staff
- Coached 15 NBA draft picks as an assistant or head coach, including 10 first-round picks
- 2014 Conference USA Coach of the Year at Tulsa, leading the Golden Hurricane to the league title and the NCAA Tournament
- Led Wake Forest to the 2017 NCAA Tournament
- 2016-17 Skip Prosser Man of the Year Award recipient



Manning was the MOP of the 1988 Final Four.



David Stern greets Manning at the 1988 NBA Draft.



Manning played 15 NBA seasons, scoring over 12,000 points.



Manning won a NCAA title as an assistant coach at Kansas.



Manning led Tulsa to the 2014 NCAA Tournament.



Manning guided Wake Forest to the 2017 NCAA Tournament.

DEACON COACHING STAFF



MANNING AS A PLAYER...

IN COLLEGE

Year	Team	GP-GS	MPG	FG-A	FG%	3FG-A	3FG%	FT-A	FT%	REB/Avg	AST	BLK	STL	PTS/Avg
1984-85	KU	34-33	32.9	209-369	.566	-	-	78-102	.765	258/7.6	108	34	58	496/14.6
1985-86	KU	39-39	32.2	279-465	.600	-	-	95-127	.748	245/6.3	93	46	80	653/16.7
1986-87	KU	36-36	34.7	347-562	.617	1-3	.333	165-226	.730	342/9.5	64	47	42	860/23.9
1987-88	KU	38-38	35.2	381-653	.583	9-26	.346	171-233	.734	342/9.0	77	73	70	942/24.8
TOTALS		147-146	33.7	1216-2049	.593	10-29	.345	609-688	.740	1187/8.1	342	200	250	2951/20.1

IN THE NBA

Year	Team	GP-GS	MPG	FG-A	FG%	3FG-A	3FG%	FT-A	FT%	REB/Avg	AST	BLK	STL	PTS/Avg
1988-89	LAC	26-18	36.5	177-358	.494	1-5	.200	79-103	.767	171/6.6	81	25	44	434/16.7
1989-90	LAC	71-42	32.0	440-826	.533	0-5	.000	274-370	.741	422/5.9	187	39	91	1154/16.3
1990-91	LAC	73-47	30.1	470-905	.519	0-3	.000	219-306	.716	426/5.8	196	62	117	1159/15.9
1991-92	LAC	82-82	35.4	650-1199	.542	0-5	.000	279-385	.725	564/6.9	285	122	135	1579/19.3
1992-93*	LAC	79-77	34.9	702-1379	.509	8-30	.267	388-484	.802	520/6.6	207	101	108	1800/22.8
1993-94*	LAC-ATL	68-66	37.1	586-1201	.488	3-17	.176	228-341	.669	465/6.8	261	82	99	1403/20.6
1994-95	PHX	46-19	32.8	340-622	.547	6-21	.286	136-202	.673	276/6.0	154	57	41	822/17.9
1995-96	PHX	33-4	24.7	178-388	.459	3-14	.214	82-109	.752	143/4.3	65	24	38	441/13.4
1996-97	PHX	77-17	27.7	426-795	.536	7-36	.194	181-251	.721	469/6.1	173	74	81	1040/13.5
1997-98	PHX	70-11	26.5	390-756	.516	0-7	.000	167-226	.739	392/5.6	139	46	71	947/13.5
1998-99	PHX	50-5	23.7	187-386	.484	1-9	.111	78-112	.696	219/4.4	113	38	36	453/9.1
1999-00	MIL	72-0	16.9	149-339	.440	1-4	.250	34-52	.654	208/2.9	73	29	62	333/4.6
2000-01	UTA	82-0	15.9	247-500	.494	7-28	.250	102-140	.729	214/2.6	92	29	47	603/7.4
2001-02	DAL	41-10	13.5	71-149	.477	1-7	.143	22-33	.667	108/2.6	30	21	21	165/4.0
2002-03	DET	13-0	6.8	13-32	.406	3-8	.375	5-6	.833	18/1.4	7	3	9	34/2.6
TOTALS		883-398	27.4	5026-9835	.511	41-199	.206	2274-3120	.729	4615/5.2	2063	752	1000	12367/14.0

League Leader in **Bold** / Championship team in **Bold** / * NBA All-Star

A Jayhawk legend, Manning is Kansas' all-time leading scorer and rebounder, finishing his four-year career with 2,951 points and 1,187 rebounds. The 10th all-time leading scorer in NCAA history, Manning was named a consensus first-team All-America selection in 1987 and 1988, the consensus College Player of the Year in 1988 and a three-time Big Eight Conference Player of the Year (1986, 1987, 1988).

Manning was named the 1988 NCAA Final Four Most Outstanding Player en route to leading the Jayhawks--dubbed "Danny and the Miracles"--to an 83-79 victory over Oklahoma for the 1988 national championship. He was also named the MVP of the NCAA Midwest Regional in 1986 and 1988. Manning's sophomore year in 1986 Kansas finished 35-4 and advanced to the Final Four in Dallas.

Recognized for all of his accomplishments on the court, Manning was inducted into the National Collegiate Basketball Hall of Fame on November 23, 2008.

The No. 1 overall pick in the 1988 NBA Draft by the Los Angeles Clippers, Manning played 15 seasons in the league for seven different professional teams--the L.A. Clippers, Atlanta Hawks, Phoenix Suns, Milwaukee Bucks, Utah Jazz, Dallas Mavericks and Detroit Pistons. He averaged 14.0 points and 5.2 rebounds per game during his NBA career, spanning 883 total games.



MANNING AS A COACH...

ASSISTANT COACH

Year	School	Position	Overall Record	Conference	Highlights
2003-04	Kansas	Dir. of Student-Athlete Dev./Team Manager	24-9	12-4 (T-2nd)	NCAA Elite Eight
2004-05	Kansas	Dir. of Student-Athlete Dev./Team Manager	23-7	12-4 (T-1st)	NCAA 1st Round
2005-06	Kansas	Dir. of Student-Athlete Dev./Team Manager	25-8	13-3 (T-1st)	Big 12 Champs/NCAA 1st Round
2006-07	Kansas	Dir. of Student-Athlete Dev./Team Manager	33-5	14-2 (1st)	Big 12 Champs/NCAA Elite Eight
2007-08	Kansas	Assistant Coach	37-3	13-3 (T-1st)	Big 12 Champs/NCAA Champs
2008-09	Kansas	Assistant Coach	27-8	14-2 (1st)	NCAA Sweet 16
2009-10	Kansas	Assistant Coach	33-3	15-1 (1st)	Big 12 Champs/NCAA 2nd Round
2010-11	Kansas	Assistant Coach	35-3	14-2 (1st)	Big 12 Champs/NCAA Elite Eight
2011-12	Kansas	Assistant Coach	32-7	16-2 (1st)	NCAA Rumber-Up
Totals			269-53	123-23	

HEAD COACH

Year	School	Overall Record	Conference	Highlights
2012-13	Tulsa	17-16	8-8 (5th)	CBI
2013-14	Tulsa	21-13	13-3 (T-1st)	C-USA Champs/NCAA 1st Round
2014-15	Wake Forest	13-19	5-13 (12th)	
2015-16	Wake Forest	11-20	2-16 (14th)	
2016-17	Wake Forest	19-14	9-9 (10th)	NCAA First Four
2017-18	Wake Forest	11-20	4-14 (14th)	
Career		92-102 (.474)	41-63 (.394)	

Manning was a two-time NBA All-Star (1993, 1994), and won the league's Sixth Man of the Year Award with Phoenix in 1998. During his playing days, Manning was a representative for the NBA Players Association.

Manning won a bronze medal as a member of the 1988 USA Olympic Team in Seoul, South Korea. He also won a silver medal for the U.S. at the 1987 Pan American games in Indianapolis.

Originally from Greensboro, N.C. Manning was named to the Guilford County Sports Hall of Fame in 2008. He played at Greensboro Page High School, leading the school to the 1983 state title at the Greensboro Coliseum, before transferring to Lawrence (Kan.) High School prior to his senior year. He is also a member of the Lawrence High School Hall of Fame.

In 2012, Manning was named one of the 35 Greatest McDonald's All-Americans in celebration of the 35th Anniversary of the McDonald's All American High School Boys Basketball Game.

Born May 17, 1966, Manning earned his degree in communication from the University of Kansas in 1991.

Danny and his wife, Julie, have two children -- daughter Taylor, who played volleyball at Kansas, and son Evan, who played basketball at Kansas and is currently the director of player development with the Demon Deacons.

2018-19 DIVISION I COACHES WHO PLAYED IN THE NBA

- Steve Alford (UCLA)
- Tony Bennett (Virginia)
- Johnny Dawkins (UCF)
- Juan Dixon (Coppin State)
- Bryce Drew (Vanderbilt)
- Mike Dunleavy, Sr. (Tulane)
- Patrick Ewing (Georgetown)
- Penny Hardaway (Memphis)
- Steve Henson (UTSA)
- Bobby Hurley (Arizona State)
- Avery Johnson (Alabama)
- Larry Krystkowiak (Utah)
- Jim Les (UC Davis)
- Dan Majerle (Grand Canyon)
- Danny Manning (Wake Forest)**
- Donyell Marshall (Central Conn. St.)
- Cuonzo Martin (Missouri)
- Walter McCarty (Evansville)
- Chris Mullin (St. John's)
- Scott Padgett (Samford)
- Mark Pope (Utah Valley State)
- Terry Porter (Portland)
- Lorenzo Romar (Pepperdine)
- Al Skinner (Kennesaw State)
- Damon Stoudemire (Pacific)
- Darrell Walker (Little Rock)
- Corey Williams (Stetson)

DEACON COACHING STAFF

RANDOLPH CHILDRESS

ASSOCIATE HEAD COACH

8th Year

Wake Forest '95



THE RANDOLPH CHILDRESS FILE

BACKGROUND

- Born — September 21, 1972 in Washington, D.C.
- Hometown — Washington, D.C.

FAMILY

- Wife — Tabetha
- Sons — Brandon and Deven

EDUCATION

- Wake Forest University — 1995, B.A. in Communication
- High School: Flint Hill Prep (Oakton, Va.) — 1990

PLAYING CAREER

- Wake Forest's all-time leader in 3-point field goals (329), ranking sixth in ACC history.
- 2,208 career points ranks second in WFU history.
- No. 22 jersey is one of 11 numbers retired by the basketball program
- In 1995, he led Wake Forest to its first ACC Tournament title since 1962, earning MVP honors after hitting the game-winning jumper in OT.
- Ended 1995 ACC Tournament with 107 points, breaking previous Tournament record which had stood for 38 seasons.
- Played professionally for 16 seasons, including two in the NBA with the Portland Trailblazers and the Detroit Pistons.
- Selected by Detroit with the No. 19 pick in the 1995 NBA Draft.
- Played two seasons overseas in Turkey and one in France before embarking on an extensive career in Italy that began in 2000.
- Played for various teams in the Italian league, concluding his career San Severo in 2010-11.

COACHING CAREER

- Wake Forest — 2012 to present (8th season)
 - Assistant to the Athletic Director (2012)
 - Director of Player Development (2013)
 - Assistant Coach (2014-16)
 - Associate Head Coach (2016-pres.)

Former Demon Deacon All-American basketball player and ACC legend Randolph Childress is in his eighth season with the Wake Forest athletic department and his eighth season as a member of the basketball staff in 2018-19. He is in his third season as associate head coach after spending three seasons as an assistant coach.

Childress began his tenure on the Demon Deacon basketball staff in 2012-13 as the program's Director of Player Development. After one season, he was elevated to an assistant coach, a position he held for three seasons before his promotion to associate head coach prior to the 2016-17 season.

In Childress' first season as associate head coach, the Demon Deacons posted a 19-14 overall record and made its first NCAA Tournament appearance since 2010. The team, featuring All-American and eventual NBA first round pick John Collins, ranked in the top 10 nationally in offensive efficiency. Wake Forest set school records with 268 3-pointers and 77.8 percent from the free throw line as the Deacs averaged 82.8 points per game.

Childress joined the basketball staff full-time after serving in an administrative role within the athletic department for one year. Childress, who retired from professional basketball in 2011, was previously Assistant to the Athletic Director with roles in compliance, fundraising and student-athlete mentorship. He played an off-the-court mentorship role with the basketball student-athletes during the 2011-12 season before joining the basketball staff full-time.

One of the most iconic players in Demon Deacon history, Childress had a standout career at Wake Forest from 1990-95. He earned All-American honors as a junior in 1994 and again as a senior in 1995. In 1995, Childress was named ACC Tournament MVP after leading the Deacons to their first conference title in 33 years.

Childress is the school's all-time leader in 3-point field goals and ranks sixth in ACC history with 329 3-point field goals made. His 2,208 career points rank second in Wake Forest history and his No. 22 jersey hangs in the rafters of the LJVM Coliseum as one of 11 numbers retired by the basketball program.

After a freshman season where he twice earned ACC Rookie of the Week honors, Childress suffered a serious knee injury that sidelined

him for the entire 1991-92 season. He came back to earn All-ACC honors in each of his final three seasons on campus, collecting first team honors in 1994 and 1995.

In 1995, he led the Deacons to their first ACC Tournament title since 1962, earning Tournament MVP honors after hitting the game-winning jumper against North Carolina with four seconds remaining in overtime. Childress ended the 1995 ACC Tournament with a combined 107 points scored, breaking the previous Tournament record which had stood for 38 seasons.

Childress was inducted into the Wake Forest Sports Hall of Fame in 2011 and was honored as an ACC Tournament Legend during the 2012 conference tournament in Atlanta.

The Washington, D.C. native played professionally for 16 seasons, including two seasons in the NBA with the Portland Trailblazers and the Detroit Pistons. He was selected in first round of the 1995 NBA Draft by Detroit with the 19th overall selection.

Childress went overseas to continue his basketball career and played two seasons in Turkey and one in France before embarking on an extensive career in Italy that began in 2000. He played for various teams in the Italian league, concluding his career with San Severo in 2010-11.

Childress graduated from Wake Forest in 1995 with a degree in communication. He and his wife, Tabetha, live in Kernersville. He has two sons, Brandon (a current junior on the Demon Deacon basketball team) and Deven. Randolph and Brandon are the highest-scoring father-son duo in ACC history.



Coach Childress with son and junior guard Brandon Childress

DEACON COACHING STAFF

STEVE WOODBERRY

ASSISTANT COACH

5th Year
Kansas '94



THE STEVE WOODBERRY FILE

BACKGROUND

- Born — October 9, 1971 in Wichita, Kan.
- Hometown — Wichita, Kan.

FAMILY

- Wife — Bianca
- Children — Sons Shaylen, Sherron and daughter Sanaa'; son Steven and daughter Kaylen

EDUCATION

- University of Kansas — 1994, B.S. in Economics
- High School: Wichita South (Kan.) HS — 1990

PLAYING CAREER

- Kansas went a combined 110-28 (.797) during his four-year career.
- Played on four NCAA Tournament teams and made two Final Four appearances.
- Two-time All-Big Eight honoree.
- Named Kansas' MVP and top defensive player as a senior
- Finished his collegiate career with 1,240 points
- Played for 11 seasons in six different countries as a professional
- Began his pro career in Switzerland in 1995
- Played in Australia for six seasons, earning the Australian league's MVP with the Brisbane Bullets in 1999 and was an all-league selection in 1998 & 1999.
- Played two seasons in Lithuania, winning a championship in 2001 and being voted the league's Import Player of the Year.
- Also played in Greece, Sweden and Finland before retiring as an active player in 2005

COACHING CAREER

- Missouri State University — 2007-12 (6 seasons) Assistant Coach
- University of Tulsa — 2013-14 (2 seasons) Assistant Coach
- Wake Forest — 2015 to present (5th season) Assistant Coach

Steve Woodberry is in his fifth season as an assistant coach with the Wake Forest basketball program. Woodberry joined the Demon Deacons in April 2014 after working under head coach Danny Manning for two seasons at Tulsa.

During his first four seasons at Wake Forest, Woodberry has helped Manning rebuild the Demon Deacon program, which returned to the NCAA Tournament in 2017. The 2016-17 Deacs, featuring All-American and eventual NBA first round pick John Collins, ranked in the top 10 nationally in offensive efficiency. Wake Forest set school records with 268 3-pointers and 77.8 percent from the free throw line as the Deacs averaged 82.8 points per game.

Prior to arriving in Winston-Salem, Woodberry was instrumental to Tulsa winning the 2013-14 Conference USA regular season and tournament championships--the program's first league title since 2003. Tulsa played in the postseason both years, including earning a No. 13 seed in the 2014 NCAA Tournament.

The Golden Hurricane went 21-13 overall and 13-3 in C-USA in 2013-14, earning a share of the 2013-14 regular season title, its first since winning the WAC in 2002. Tulsa captured the C-USA tournament title over Louisiana Tech, securing its first NCAA Tournament berth in 11 seasons. Tulsa earned a No. 13 seed in the NCAA Tournament and fell 76-59 to No. 4 seed UCLA in the second round.

Prior to his time at Tulsa, Woodberry spent six seasons as an assistant coach at Missouri State where he served under three head coaches (Barry Hinson, Cuonzo Martin and Paul Lusk). Woodberry was a part of five winning seasons at Missouri State, including three 20-win campaigns and three postseason berths. The Bears played in the NIT twice (2007, 2011) and won the postseason CollegiateInsider.com Tournament in 2010.

Woodberry enjoyed an illustrious collegiate playing career at the University of Kansas from 1990-94, winning 110 games over his four seasons. He played on four NCAA Tournament teams and made two Final Four appearances under Jayhawks' head coach Roy Williams. Woodberry's KU career also included three Big Eight Conference regular season titles, one conference tournament championship and one Preseason NIT title.

Kansas went 27-8 overall when Woodberry was a freshman in 1990-91, reaching the NCAA title game where the Jayhawks lost to Duke. Kansas went 27-5 in 1991-92 and reached the NCAA second round.

The Jayhawks finished 29-7 during Woodberry's junior season, returning to the Final Four where the Jayhawks lost to North Carolina in the semifinals. He averaged 10.1 points per game that season, earning second team All-Big Eight Conference honors despite not being a regular starter.

Woodberry repeated as a second team All-Big Eight honoree as a senior, being named to the team by the Associated Press and the league's coaches. The league's players voted him first team all-conference. He was KU's MVP and top defensive player in 1993-94, leading the team in scoring (15.5 ppg). The Jayhawks finished 27-8 that season and advanced to the NCAA Sweet 16.

Woodberry finished his career with 1,240 points. His teams went a combined 110-28 (.797) during his four-year career.

After a brief time with the NBA's Indiana Pacers following his graduation from KU, Woodberry began an 11-year professional career overseas. He played in Switzerland in 1995 before moving to Australia where he enjoyed a six-year career. He was the league's Most Valuable Player with the Brisbane Bullets in 1999 and was an all-league selection in 1998 and 1999.


Woodberry then played two seasons in Lithuania, winning a championship in 2001 and being voted the league's Import Player of the Year, before playing in leagues in Greece, Sweden and Finland. He retired as an active player in 2005.

A native of Wichita, Kan., Woodberry played on two state title teams at Wichita South High School and was named the 1990 Kansas Naismith Player of the Year.

Woodberry earned his bachelor's degree in economics from the University of Kansas in 1994. Steve and his wife, Bianca, have three children -- sons Shaylen and Sherron and daughter Sanaa'. He also has two other children, Steven and Kaylen.



The Woodberys: Bianca, Sanaa', Steve, Shaylen and Sherron



Coach Woodberry with forward Isaiah Mucius

DEACON COACHING STAFF

JUSTIN BAUMAN

**DIR. OF BASKETBALL OPERATIONS/
INTERIM ASSISTANT COACH**

5th Year | Kansas '04



THE JUSTIN BAUMAN FILE

BACKGROUND

- Born — February 8, 1981 in Peoria, Ill.
- Hometown — Canton, Ill.

FAMILY

- Wife — Stacy
- Daughter — Tatum

EDUCATION

- University of Kansas — 2004, B.S. in Sports Management and Fitness
- University of Kansas — 2006, Master's in Sports Studies
- Lincoln (Ill.) College — 2000
- High School: Canton (Ill.) HS — 1999

PLAYING CAREER

- Played one season at Lincoln (Ill.) College.

COACHING CAREER

- University of Kansas — 2001-03 (3 seasons) Student Manager
- University of Kansas — 2004-06 (3 seasons) Head Manager/Student Assistant Coach
- Florida Atlantic University — 2007-08 (2 seasons) Director of Basketball Operations
- University of San Francisco — 2009-10 (2 seasons) Director of Basketball Operations
- University of San Francisco — 2011-12 (2 seasons) Assistant Coach
- University of Tulsa — 2013-14 (2 seasons) Director of Basketball Operations
- Wake Forest — 2015 to present (5th season) Director of Basketball Operations

Justin Bauman is in his fifth season on the Wake Forest basketball staff in 2018-19, serving as the Demon Deacons' Director of Basketball Operations. He begins the 2018-19 season also serving as an interim assistant coach.

During his first four seasons at Wake Forest, Bauman has been a part of a coaching staff that has rebuilt the Demon Deacon program, which returned to the NCAA Tournament in 2017. The 2016-17 Deacs, featuring All-American and eventual NBA first round pick John Collins, ranked in the top 10 nationally in offensive efficiency. Wake Forest set school records with 268 3-pointers and 77.8 percent from the free throw line as the Deacs averaged 82.8 points per game.

Bauman came to Wake Forest in April 2014 following a two-year stint in the same position under Danny Manning at the University of Tulsa. He helped lead the Golden Hurricane to the 2013-14 Conference USA championship, the program's first title since 2003.

Tulsa went 38-29 overall and 21-11 in C-USA play during Bauman's two seasons on staff. The Golden Hurricane played in the postseason both years, including earning a No. 13 seed in the 2014 NCAA Tournament.

The Golden Hurricane went 21-13 overall and 13-3 in C-USA in 2013-14, earning a share of the 2013-14 regular season title, its first since winning the WAC in 2002. Tulsa captured the C-USA tournament title over Louisiana Tech, securing its first NCAA Tournament berth in 11 seasons. Tulsa earned a No. 13 seed in the NCAA Tournament and fell 76-59 to No. 4 seed UCLA in the second round.

Previously, Bauman spent four seasons at the University of San Francisco, working under coach Rex Walters, where he served two seasons as the director of basketball operations before being promoted to assistant coach for his final two years with the Dons.

In his two seasons as a full-time assistant coach, San Francisco posted a 39-29 overall record. The Dons went 20-14 record in 2011-12, marking the first 20-win season for the program in 30 years, and played in the postseason CBI tournament.

Prior to his tenure at USF, Bauman spent two seasons as the director of basketball operations at Florida Atlantic University.

An alumnus of the University of Kansas, Bauman spent six years with the Jayhawks basketball program, including three years as a student manager and three seasons as a head manager/student assistant coach.

From 2000 to 2003, Bauman assisted Roy Williams' staff with gameday and practice operations. As head manager under Bill Self from 2003 to 2006, Bauman assisted with on-campus recruiting, practices, scouting reports and team travel. He oversaw the student support staff and all aspects of the team's equipment and apparel needs.

While at Kansas, Bauman was part of four Big XII regular season championships, one postseason Big XII championship, two Final Fours and six-consecutive NCAA Tournament appearances. During his tenures at Kansas, Florida Atlantic and San Francisco, Bauman has seen 32 players go on to play professional basketball.


Bauman played collegiate basketball for one season at Lincoln (Ill.) College.

A native of Canton, Ill., Bauman graduated from Kansas with a bachelor's degree in sports management and fitness in 2004 and a master's degree in sports studies in 2006.

Bauman and his wife, Stacy, have one daughter, Tatum.



Coach Bauman with Olivier Sarr and Michael Wynn



The Baumans: Tatum, Stacy and Justin

DEACON COACHING STAFF

RYAN HORN

DIRECTOR OF ATHLETIC PERFORMANCE

*5th Year
Shepherd '07*

Ryan Horn is in his fifth season with the Wake Forest basketball program in 2018-19. Horn serves as the Demon Deacons' Director of Athletic Performance.

Horn's work has been vital to Wake Forest's resurgence as the Deacs returned to the NCAA Tournament in 2017. Among the athletes he has helped develop was 2017 NBA first round pick John Collins.

Horn joined the Demon Deacons in April 2014 after working under head coach Danny Manning at Tulsa where he helped the Golden Hurricane win the 2013-14 Conference USA regular season and tournament championships--the program's first title since 2003. Horn spent three seasons at Tulsa and most recently directed the athletic performance programs for men's basketball and softball while assisting with football. He also previously worked

with the Golden Hurricane women's basketball and women's soccer teams.

Prior to Tulsa, Horn spent five seasons at VCU as the associate head strength and conditioning coach. Horn was directly responsible for designing and implementing strength and conditioning programs for the Rams' men's and women's soccer, field hockey and golf teams while also assisting with men's and women's basketball.

Horn began his professional career as a volunteer intern at Robert Morris and Liberty where he assisted with all aspects of the strength and conditioning program for football and men's and women's basketball.

Horn played football at East Stroudsburg for one season and James Madison for three seasons.

Originally from Inwood, W.Va., Horn graduated from Shepherd University with a bachelor's degree in exercise science in May of 2007 and completed his master's degree through the VCU Center for Sports Leadership in 2008.

Horn is an approved mentor and strength and conditioning coach certified through the Collegiate Strength and Conditioning Coaches Association. He is also a certified Sports Performance Coach through USA Weightlifting and a Level 1 Track and Field Coach through USA Track and Field.

Horn and his wife, Ashley, have two children: son, Landon, and daughter, Addison.



Coach Horn with guard Jamie Lewis

THE RYAN HORN FILE

BACKGROUND

- Born — April 11, 1984 in Garden City, Mich.
- Hometown — Inwood, W.Va.

FAMILY

- Wife — Ashley
- Children — Son Landon and daughter Addison

EDUCATION

- Shepherd University — 2007, B.S. in Exercise Science
- VCU — 2008, Master's in Sport Leadership

PLAYING CAREER

- Played football at East Stroudsburg University and James Madison University

COACHING CAREER

- VCU — 2008-12 (5 seasons)
- University of Tulsa — 2012-14 (3 seasons)
- Wake Forest — 2015 to present (5th season)
Director of Athletic Performance



The Horns: Ashley, Landon, Addison and Ryan



DEACON COACHING STAFF



ERNIE NESTOR

SPECIAL ASSISTANT TO THE HEAD COACH

1st Year

Alderson-Broaddus '68

THE ERNIE NESTOR FILE

BACKGROUND

- Born — August 19, 1946
- Hometown — Philippi, W.Va.

FAMILY

- Wife — Janet
- Daughters — Stephanie and Jennifer
- Grandchildren — Kodiak, Lucy, Clio, Jude

EDUCATION

- Alderson-Broaddus — 1968, B.S.
- West Virginia — 1968, Master's

COACHING CAREER

- James Madison — 1977-79 (3 seasons)
 - Assistant Coach
- Wake Forest — 1980-85 (6 seasons)
 - Assistant Coach
- California — 1986-88 (3 seasons)
 - Assistant Coach
- George Mason — 1989-93 (5 seasons)
 - Head Coach
- Wake Forest — 1994-01 (8 seasons)
 - Assistant Coach
- South Carolina — 2002-03 (2 seasons)
 - Assistant Coach
- Elon — 2004-09 (6 seasons)
 - Head Coach
- New Jersey Nets — 2010 (1 season)
 - Advanced Scout
- Penn State — 2011 (1 season)
 - Director of Basketball Operations
- Missouri — 2012 (1 season)
 - Assistant Coach
- Navy — 2013-17 (5 seasons)
 - Assistant Coach
- Kosovo National Team — 2018
 - Assistant Coach
- Wake Forest — 2019 to present (1st season)
 - Special Assistant to the Head Coach

Ernie Nestor returned to Wake Forest in 2018-19 for his third tenure on the basketball staff when he was named Special Assistant to the Head Coach in October. He previously was an assistant coach with the Demon Deacons from 1980-85 and 1994-01.

Nestor has over 40 years of Division I coaching experience and has worked in every Power 5 conference over his career. He has helped guide four different schools to the NCAA Tournament, and two others to the NIT.

Nestor's career is highlighted by 11 years of head coaching experience at the Division I level. He spent five seasons as the head coach at George Mason from 1989-93, leading the Patriots to two 20-win seasons and the program's first NCAA Tournament in 1989. George Mason twice reached the CAA Tournament final under Nestor, winning the conference title in 1989 and finishing as runner-up in 1991.

Nestor was the head coach at Elon for six seasons from 2004-09. In 2006, he led the Phoenix to its first winning season at the Division I level while capturing the Southern Conference North Division title. Nestor earned SoCon Coach of the Year honors in 2006 for those accomplishments. In 2008, he led Elon to the SoCon Tournament final, falling to an eventual NCAA Elite Eight squad Davidson, featuring Stephen Curry.

Nestor began his career as a high school coach for six years in the 1970s before beginning his four-decade collegiate coaching career at James Madison in 1976-77. It is a career that has led him to serve on the staffs at James Madison, Wake Forest (twice), California, South Carolina, Penn State and Navy. He also spent one season working in the NBA as an advance scout with the New Jersey Nets.

Nestor was an assistant coach at Navy for five seasons from 2013-17 before announcing his retirement following the 2016-17 season. In each of his five seasons with the Midshipmen, the program improved its Patriot League win total from the previous season.

Most recently, Nestor has been involved with the international game. He was an assistant coach for the Kosovo National Team as it qualified for the 2019 FIBA World Cup competition.

In Nestor's first tenure with the Demon Deacons, as an assistant coach on Carl Tacy's staff from 1980-85, the program played in three

NCAA Tournaments, including a run to the 1984 Elite Eight, and made two NIT appearances. He returned to the program as an assistant coach on Dave Odom's staff for eight seasons from 1994-01, helping the Deacs reach five NCAA Tournaments, win two ACC Championships and win the 2000 NIT Championship.

During his 13 years as an assistant coach at Wake Forest, Nestor coached four Demon Deacons whose numbers hang from the rafters of the LJV Coliseum: Josh Howard, Muggsy Bogues, Tim Duncan and Randolph Childress. An additional eight players he coached at Wake Forest (Kenny Green, Frank Johnson, Jim Johnstone, Rusty LaRue, Guy Morgan, Delaney Rudd, Darius Songaila and Danny Young) went on to play in the NBA.

Following the 2013-14 season, Nestor was received a 'Guardians of the Game' award from the National Association of Basketball Coaches (NABC). Nestor's Guardians of the Game honor was for education, which is presented each year to a coach who is committed to continuing education and the development of their profession in order to be better mentors, teachers and leaders.

A native of Philippi, W.Va., Nestor earned his bachelor's degree from Alderson-Broaddus in 1968 and his master's degree from West Virginia in 1970. He and his wife, Janet, have two daughters, Stephanie and Jennifer, and four grandchildren, Kodiak, Lucy, Clio and Jude.



The Nestor Family

DEACON SUPPORT STAFF

EVAN MANNING

DIRECTOR OF PLAYER DEVELOPMENT

*2nd Year
Kansas '16*

Evan Manning is in his second season on the Demon Deacon staff, serving at Director of Player Development in 2018-19 after spending the 2017-18 season as a program assistant and team manager. He joined the program in June 2017 after playing his collegiate career at Kansas.

Manning assists in various operations of the men's basketball program, including practice preparation, community service projects with student-athletes and coaches, scouting and camps.

Manning was member of the men's basketball team at Kansas from 2013-16, appearing in 42 games for the Jayhawks, including one start against Iowa State on his senior night. A 2015-16 Academic All-Big 12 selection, he scored 26 career points with seven of his nine career field goals coming from behind the arc. During his four seasons, the Jayhawks won four Big XII regular season titles, two Big XII tournament champion-

ships and made four NCAA Tournament appearances, highlighted by a run to the Elite Eight in 2016.

A native of Lawrence, Kan., and the son of Wake Forest head coach Danny Manning, Evan graduated from Kansas in 2016 with a degree in sport management. He currently resides in Winston-Salem.



Evan Manning with guard Andrien White

ROGER EPPS, JR.

BASKETBALL MULTIMEDIA COORDINATOR

*2nd Year
Radford '04*

Roger Epps, Jr. is in his sixth year as a member of the Wake Forest athletic department and his second season as a member of the men's basketball staff in 2018-19. Epps assumed the role of Basketball Multimedia Coordinator in June 2017 after four years as an assistant director in the athletic multimedia department.

As the Basketball Multimedia Coordinator, Epps operates and maintains the program's video operation, including filming of practice and games, coordinating film exchange and assisting the coaching staff with scouting. He also helps coordinate community service programs and assists with the marketing of the program.

Prior to moving to the basketball program, Epps was an assistant director of multimedia for four years. He assisted in the setup of various multimedia platforms to enhance the gameday experience for all Wake Forest sports, including men's basketball.

Before joining the Wake Forest athletic department, Epps worked at WXII 12 News in Winston-Salem for six years, including two years as a production assistant and four years as Director/Digital Content Producer.

Epps is a native of Martinsville, Va. and graduated from Radford University in 2004 with a bachelor of science in media studies. He currently resides in Winston-Salem with his wife, Michelle and his son, Alijah.



Roger Epps with guard Aaron Spivey



The Epps: Michelle and Roger

DEACON SUPPORT STAFF

TOMMY EAMES

VIDEO COORDINATOR/SCOUTING ASSISTANT

1st Year

Wake Forest '18


Tommy Eames is in his first season as the Video Coordinator/Scouting Assistant for the men's basketball program in 2018-19. Eames, a 2018 graduate of Wake Forest, joined the program full-time after serving as a program assistant for three seasons as an undergraduate student.

In his current role, Eames assists the coaching staff with scouting reports and video creation, helps recruiting efforts by planning visits and creating graphics, serves as the assistant camp

director and assists the Director of Basketball Operations with various responsibilities.

A native of Mansfield, Mass., Eames graduated from Wake Forest in 2018 with a degree in Business Enterprise Management, with a minor in Statistics and a Sports Management concentration.

Eames lives in Winston-Salem.



Eames with his family, Coach Manning and Ron Wellman during the 2018 senior night ceremony

LYNNE HEFLIN

ADMINISTRATIVE ASSISTANT

34th Year

Mary Washington

For the past 33 years, Lynne Heflin has played a vital role in the Wake Forest basketball family as administrative assistant to the head basketball coach. Her knowledge of the program and the university is invaluable. She works closely with head coach Danny Manning in monitoring his daily schedule, as well as the operation of the basketball office.

Perhaps more importantly, Heflin has become extremely popular with the Demon Deacon players of the past 33 seasons. Her interest in their welfare, both at Wake Forest and after they go on to various careers, is second to none.

A graduate of Mary Washington College where she earned a degree in English, Heflin taught on the junior high level for two years. She then accepted a position with the federal government, where she worked in a variety of areas, including the Pentagon.

Heflin and husband Rob have two children -- daughter Kristen who lives with her husband, son and daughter in Burlington, N.C.; and son Scott, who lives with his wife, son and daughter in Durham, N.C.



The Heflins: Rob and Lynne



DEACON SUPPORT STAFF

MOLLY BACHAND

DIRECTOR OF EQUIPMENT SERVICES
3rd Year | Kansas '07



Molly Bachand arrived at Wake Forest as Director of Equipment Services in July of 2016. She is in charge of equipment services for men's and women's basketball and coordinates the student manager program.

Bachand came to Wake Forest after four years as the Director of Equipment at UAB, from 2013-16. She previously served as an assistant equipment manager at Kansas (2010-12) and Colorado (2007-08). She is a certified member of Athletic Equipment Managers Association (AEMA).

A native of Fairway, Kan., Bachand earned her undergraduate degree in sports management from Kansas in 2007. While in school she served as a student manager for the Jayhawk men's basketball program.

Bachand resides in Winston-Salem.

JANE CALDWELL

ASSOCIATE AD STUDENT-ATHLETE SERVICES
20th Year | UNC Greensboro



Jane Caldwell is in her 20th year at Wake Forest in 2018-19. She currently serves as Associate Athletic Director for Student-Athlete Services and Assistant to the Dean of the College.

In her role, Caldwell oversees the entire counseling program, which assists Deacon players with academic counseling, tutorial guidance and all study hall sessions during the year. Caldwell works directly with the men's and women's basketball teams and the women's tennis squad.

Caldwell has twice been named the Wake Forest men's basketball team MVP, winning the award in 2002 and again in 2007. Caldwell boasts an impressive track record, as she has been instrumental in seeing that every senior over the past 19 seasons has received his degree in four years.

In 2010, Caldwell was asked to be a trainer in the Gatekeeper Diversity Education Program for Wake Forest employees.

Prior to joining the Wake Forest staff, Caldwell worked for 15 years at US Airways where she coached and developed airline employees in courtesy and customer service skills.

Caldwell earned her bachelor's degree from UNC Greensboro and then went on to earn a master's degree from Wake Forest in 1982.

Caldwell and her husband, Wayland, reside in Winston-Salem and have two children, Patrick and Erin.

GREG COLLINS

ASSISTANT AD SPORTS MEDICINE
23rd Year | Kansas State '89



Greg Collins is in his 23rd year as head athletic trainer at Wake Forest, including his 14th season as Assistant Athletic Director, in 2018-19.

Collins joined the Demon Deacon athletic program in January of 1997 as supervisor of the overall sports medicine staff that supports all 18 varsity teams at the university. Among his other duties is the daily care and treatment of the Wake Forest men's basketball team. Collins is also a member of the sports medicine faculty at Wake Forest.


Prior to arriving at Wake Forest, Collins served as the head athletic trainer at the University of Richmond, where he was responsible for coordinating the day-to-day sports medicine needs of a 21-sport intercollegiate program.

Collins is a 1989 graduate of Kansas State where he earned his degree in physical education. He also earned a master's degree from Richmond.

Collins and his wife, Carrie, have two sons, Drew and Ben. They reside in Winston-Salem.

NILES FLEET

REHABILITATION COORDINATOR SPORTS MEDICINE
5th Year | Georgia '09



Niles Fleet joined the Demon Deacons in July, 2014. He serves as rehabilitation coordinator/assistant athletic trainer. He oversees the rehab for all Wake Forest student-athletes and assists in sport coverage as an athletic trainer.

Fleet joined the department after completing a fellowship in Division 1 Sports PT at Duke University in 2013-14. He also completed a residency in sports PT at Duke in 2012-13.

Prior to his tenure at Duke, Fleet worked at University Hospital in Augusta, Ga., from 2009-2012.

A graduate of Georgia (B.A., exercise science and athletic training), Fleet earned his doctorate in physical therapy from the Medical College of Georgia in 2012.

A native of Dalton, Ga., Fleet, his wife, Courtney, and two dogs, Maddie and Cashew, call Winston-Salem their home.

JUSTIN GRAY

DIRECTOR OF BASKETBALL DEVELOPMENT - DEACON CLUB
1st Year | Wake Forest '06



Former Wake Forest basketball standout Justin Gray returned to campus in 2018 as the Director of Basketball Development with the Deacon Club. Gray joined the staff after recently retiring as a player following a 12-year professional career overseas.

As Director of Basketball Development, Gray works to create an atmosphere of engagement and development among former basketball players. He will work with basketball alumni to support the program, both financially and through advocacy. In addition, he will serve as an ambassador for Wake Forest basketball at games and other community and university events.

Gray was a standout guard for the Demon Deacons during his four seasons from 2003-06, finishing his career as the eighth-leading scorer in Wake Forest history with 1,946 points. His 319 career 3-pointers ranks him second in school history and 8th in ACC history. Gray also ranks 11th in career assists (382) and 12th in career steals (138) in Wake Forest history. As a sophomore, he was first-team All-ACC selection, while earning second-team All-ACC honors as a junior in 2005 and as a senior in 2006. Gray graduated from Wake Forest in 2006 with a degree in communications.

Following graduation, Gray played professionally for 12 seasons overseas. His career took him to Belgium, Czech Republic, Poland, Greece, Ukraine, China, Germany, France, Turkey, Lebanon, Bulgaria, Cyprus, Belarus and Romania.

Gray has three children: Justin, Jr., Jhai and Kristian.

DEACON SUPPORT STAFF

A.J. KERR

**PROGRAM ASSISTANT
ATHLETIC PERFORMANCE**
3rd Year | Purdue '15



A.J. Kerr joined the Wake Forest basketball program for the 2016-17 season as a Basketball Program Assistant. He assists the director of athletic performance with the team's athletic performance program in addition to handling some basketball program operations.


Kerr joined the Demon Deacons after serving as a graduate assistant in the strength and conditioning department at Ball State during the 2015-16 season. He has also served as a strength and conditioning intern at Notre Dame and Purdue.

A native of Ellettsville, Ind., Kerr graduated from Purdue in 2015 with a degree in Applied Exercise and Health with a concentration in Sports Performance. He earned a Master's Degree in Sports Performance from Ball State in 2017.

Kerr resides in Winston-Salem.

STEVE KIRKLAND

**DIRECTOR OF
ATHLETIC COMMUNICATIONS**
4th Year | Penn State '01



Steve Kirkland arrived at Wake Forest as Director of Athletic Communications in July of 2015. He is the primary media contact for the Demon Deacon men's basketball, men's golf and women's golf teams. He also serves as the editor of Kickoff, the official football gameday magazine, as well as the Demon Deacon men's basketball game program.

Kirkland came to Wake Forest after 13 years as an assistant director of media relations at the University of Virginia. During his tenure at Virginia, Kirkland worked with numerous programs, including the 2013 and 2015 NCAA Champion and 11-time ACC Champion men's tennis team, the 2013 and 2014 NCAA Women's College Cup participant women's soccer team and was the secondary media contact for the back-to-back ACC regular season champion men's basketball program, which won the 2014 ACC Tournament and reached the NCAA Sweet 16. He guided publicity for five national players of the year, including two who were named ACC Male or Female Athlete of the Year.

Kirkland came to Virginia after spending one year as an intern in the athletic communications department at Vanderbilt University, working with the Commodores' women's soccer, men's tennis and women's tennis teams.

A native of Shippensburg, Pa., Kirkland earned his bachelor's degree in marketing from Penn State University in 2001. He worked as a student assistant in the Penn State Sports Information office all four years he was in school.

Kirkland resides in Walkertown, N.C.

2018-19 MANAGERS

Back Row (L to R): Yash Deshpande, Seth Goldfarb, Tom Doran, Nick Smith, Jake Bequette, Jack Runge.

Front Row (L to R): Jonny Rubin, Kyle McKenzie, Tyler Ventura

Dr. CHRIS MILES

**MEDICAL DIRECTOR OF ATHLETICS
HEAD TEAM PHYSICIAN**
7th Year | Knox College '01



Dr. Chris Miles came to Wake Forest in July of 2012 and is the Medical Director of Athletics and Head Team Physician. He oversees the primary care of all Demon Demon student-athletes, while working predominantly with the football and men's basketball programs.

Prior to his current role, Miles was a Sports Medicine fellow at Wake Forest from 2008-09. He has also served volunteer physician at Bradley University.

A native of Metamora, Ill., Miles graduated from Knox College in Galesburg, Ill., in 2001 with a degree in biochemistry. He earned his M.D. from the University of Illinois College of Medicine at Peoria in 2005.

Miles and his wife, Dawn, have two sons, Hayden and Josiah. They live in Advance, N.C.

CARL WHITE

**CONCUSSION COORDINATOR &
ASSISTANT ATHLETIC TRAINER**
1st Year | North Carolina '15



Carl White joined the Wake Forest Sports Medicine department in July of 2018 as Concussion Coordinator and Assistant Athletic Trainer. He coordinates the care and research of concussion in all Wake Forest student-athletes in collaboration with team physicians in addition to assisting with the daily care and treatment with men's basketball players.

White came to Wake Forest after two years as a graduate assistant athletic trainer at North Carolina. During that time, he worked with the wrestling and football programs and sport club teams. During the 2015-16 season, White was an intern at the United States Naval Academy, working with the men's basketball program.

A native of College Park, Md., White graduated from North Carolina in 2015 with a undergraduate degree in Exercise and Sport Science with a concentration in Athletic Training. He earned his Master's Degree from North Carolina in Exercise and Sport Science in 2018.

White resides in Winston-Salem.



UNIVERSITY ADMINISTRATION

Dr. NATHAN O. HATCH

UNIVERSITY PRESIDENT

14th Year | Wheaton • 1968



Dr. Nathan O. Hatch became Wake Forest's 13th president on July 1, 2005.

For more than a decade, his leadership has been characterized by achievements on five fronts: 1) clarifying Wake Forest's mission and strategic plan; 2) assembling a remarkable team of leaders; 3) making significant realignments in business and medicine to better position the University; 4) undertaking bold initiatives, such as launching engineering and biomedical sciences programs in Wake Downtown, reinventing the 21st century liberal arts education with personal and career preparedness as a key focus, making standardized tests optional, and building greater community through a three-year residency requirement; 5) leading Wake Will Lead: The Campaign for Wake Forest, the largest fundraising effort in the University's history.

The strategic plan, approved by the Board of Trustees and embraced by the college community, strengthens Wake Forest's position as the nation's premier "collegiate university." This approach to education integrates an undergraduate liberal arts tradition with the vitality of a research university.

Dr. Hatch completed a master planning process to ensure the physical development of the campus is aligned with the University's strategic goals. That plan also takes on important challenges in making the campus more sustainable. Wake Forest University is in the midst of a 10-year, \$625 million construction effort that reflects the institution's commitment to offer the best residential college experience in the country. In the past two years, Wake Forest celebrated the grand openings of the Sutton Center, McCreary Field House and a new building for the health and exercise science department; completed Maya Angelou Hall, a new South Campus residence hall for first-year students; transformed historic Reynolds Gym into the Wake Forest Wellbeing Center and extensively renovated several of the 1950s residence halls surrounding Hearn Plaza.

In January 2017, the first students enrolled in new academic programs in engineering and biomedical sciences anchored Wake Forest University's undergraduate presence, referred to as Wake Downtown, in Wake Forest Innovation Quarter. Dr. Hatch's decision to literally and figuratively bring medical and liberal arts education together under one roof represents one of the most audacious efforts to reimagine undergraduate science education as we know it.

Under Dr. Hatch's leadership, the University completed two major integration projects. Wake Forest's separate undergraduate and graduate business programs have been combined into one School of Business housed in Farrell Hall. He also was instrumental in merging Wake Forest University Health Sciences and North Carolina Baptist Hospital — each with revenues of some one billion dollars — into a single entity with common management under Dr. Julie Freischlag.

With the idea that leadership starts at home, Dr. Hatch has assembled a remarkable team of academic and administrative leaders. Throughout his academic career, he has been drawn to challenges that involve people and building organizations. "A university is a very complicated organization in modern society," he notes, "and it is critical to have outstanding leaders in all spheres, from academic programs to athletics, from investments to student development."

Regarded as a national leader in rethinking the college to career experience, Wake Forest has been at the forefront of transforming the traditional, outdated concept of "career services" into a holistic, four-year approach to personal and career development.

Wake Forest University is among 100 of the nation's most respected colleges and universities who have pledged to substantially expand the number of talented low- and moderate-income students at America's undergraduate institutions with the highest graduation rates.

This growing alliance, called the American Talent Initiative, brings together a diverse set of public and private institutions united in this common goal.

In a world that is increasingly linked via technology, Dr. Hatch emphasizes the art of face-to-face connection. In implementing a three-year residency requirement, he is building greater community by ensuring there are opportunities to collaborate, engage in con-

versation and solve problems together.

In one of Dr. Hatch's boldest moves to date, he publicly launched Wake Will Lead: The Campaign for Wake Forest, the largest fundraising effort in the University's history which provides student, faculty and facility support. As of July 2018, gifts from more than 70,000 generous donors moved Wake Forest closer to its \$1 billion Reynolda Campus fundraising goal.

Dr. Hatch is an active leader in American higher education and in local and community affairs. He served on the board of the American Council on Education, and chair of the Division I Board of Directors of the NCAA when the organization restructured its governance in 2014. He is a past chair of the board of directors of the National Association of Independent Colleges and Universities. On July 1, 2017, he was installed as the chair of the North Carolina Independent College and Universities. In 2014, the American Academy of Arts and Sciences elected Dr. Hatch among its newest members. He has also been very active in community development in Winston-Salem. A board member of the United Way of Forsyth County, he also served as Chairman of the 2010 United Way Campaign. In 2018, Dr. Hatch received the NACE Career Services Excellence Award and was named the Boy Scouts of America Distinguished Citizen by the Old Hickory Council.

Often described as affable, approachable and a lively conversationalist, Dr. Hatch has established a strong rapport with students; he has hosted reading groups with students at the President's House and he can occasionally be found taking a coffee break with them at Starbucks in the Z. Smith Reynolds library or having lunch in the Pit. He made an early positive impression when he arrived at his student-sponsored Inaugural Ball on the back of a motorcycle driven by the Demon Deacon.

He and his wife, Julie, a former public school teacher, have three children: Gregg, a 1997 graduate of Notre Dame, is a real estate professional in Seattle, WA; David, a 2000 Notre Dame graduate, received an MBA degree from Duke University in 2007 and works in finance in Charlotte, NC; and Beth, a 2007 graduate of Notre Dame, who earned her Master of Divinity at Duke Divinity School in Durham, N.C. in 2015. The Hatches also have eight grandchildren.

Dr. Hatch grew up in Columbia, S.C., where his father was a Presbyterian minister. A graduate of Wheaton College in Illinois, he received his master's and doctoral degrees from Washington University in St. Louis and held post-doctoral fellowships at Harvard and Johns Hopkins universities. He joined the faculty at Notre Dame in 1975. He was named provost, the university's second highest-ranking position, in 1996; a Presbyterian, he was the first Protestant to ever serve in that position at Notre Dame.

He is regularly cited as one of the most influential scholars in the study of the history of religion in America. He received national acclaim for his 1989 book, *The Democratization of American Christianity*, in which he examines how the rise of religious groups in the early 19th century helped shape American culture and foster democracy. The book was chosen in a survey of 2,000 historians and sociologists as one of the two most important books in the study of American religion. He is also the author or editor of seven other books on American history.

THE NATHAN HATCH FILE

BORN

- May 17, 1946 in Chicago, Illinois

FAMILY

- Wife — Julie
- Children — Gregg -- wife Kathy, daughters Lucy, Ellie, Julia; David -- wife Cassie, sons Charlie and Ben, daughter Edith; and Beth -- husband Jonathan, daughter Grace, son James

EDUCATION

- Wheaton College — 1968
A.B. (summa cum laude)
- Washington (Mo.) University — 1972
A.M.
- Washington (Mo.) University — 1974
Ph.D.

PROFESSIONAL EXPERIENCE

- American Society of Church History, 1981-84
Executive Council
- Johns Hopkins University, 1974-75
Postdoctoral Fellow
- Harvard University, 1977-78
Charles Warren Fellow
- University of Notre Dame, 1975-88
Assistant to Full Professor, Dept. of History
- University of Notre Dame, 1980-83
Director of Graduate Studies, History
- University of Notre Dame, 1983-88
Associate Dean, College of Arts and Letters
Director, Inst. for Scholarship in the Liberal Arts
- University of Notre Dame, 1988-89
Acting Dean, College of Arts and Letters
- University of Notre Dame, 1989-96
Vice President for Graduate Studies & Research
Professor of History
- University of Notre Dame, 1999
The Andrew V. Tackes Professor of History
- University of Notre Dame, 1996-2005
University Provost
- Wake Forest University, 2005-present
University President

AWARDS, HONORS & NOTES

- Appointed by Bill Clinton to National Council on the Humanities
- Former President of the American Society of Church History
- Inducted into the American Academy of Arts and Sciences



ATHLETIC ADMINISTRATION

RON
WELLMAN

DIRECTOR OF ATHLETICS

27th Year | Bowling Green • 1970

During Ron Wellman's 26-year tenure as athletics director at Wake Forest University, the school's athletic facilities and fortunes have moved in a positive direction, both on and off the playing field.

Wellman, the dean of athletics directors in the Atlantic Coast Conference and currently the longest tenured AD in Division I, has elevated the Wake Forest University athletics program to its greatest level in school history. Since being named to the position in October, 1992, he has helped lead Wake's teams to unprecedented success both on the field and off.

During the 2017-18 year, Wake Forest won three national championships. The men's tennis team won the NCAA Division I team championship while junior Petros Chrysochos was crowned as the NCAA's singles champion. Jennifer Kupcho won the NCAA women's golf individual championship as well. The men's soccer team also made history by winning back to back ACC Tournament titles for the first time. In addition, the football team continued its success from 2016 by winning the Belk Bowl against Texas A&M.

Under Wellman's leadership, Wake Forest has won five national championships, 22 Atlantic Coast Conference championships and finished 23rd in the 2007 NACDA Director's Cup standings, its highest finish ever.

Wellman is only the fifth person to assume the top position in the athletic department at Wake Forest during the modern era of intercollegiate sports, following Pat Preston, Jim Weaver, Bill Gibson and Dr. Gene Hooks, Wake Forest's athletic director from 1964 through 1992.

Entering his 27th year in 2018-19, Wellman has played a significant role in shaping intercollegiate athletics on a regional and national level. He has previously served as chairman of the NCAA Division I Men's Basketball Championship committee, the NCAA Division I Management Council, the NCAA Baseball Committee and the NCAA Baseball Academic Enhancement Committee. Wellman is a former president of the Division I-A Athletic Directors' Association and has also served on the NCAA Diversity Leadership Strategic Planning Committee.

Wake Forest athletics has been prominent on the national scene in recent years. The football program has made six bowl appearances in the past 12 seasons, while the men's basketball program has earned a postseason invitation in 19 of the last 28 seasons.

The men's soccer program has been to five of the past 11 College Cups, while field hockey has appeared in nine Final Fours in the last 18 years. The men's and women's golf programs are perennial postseason contenders, with the women winning back-to-back ACC titles in 2009 and 2010.

Wellman's efforts in leading Wake Forest's rise to prominence have not gone unnoticed. In 2007-08, he was honored by two organizations: Street & Smith's Sports Business Journal named him College Athletic Director of the Year and the National Association of Collegiate Directors of Athletics (NACDA) selected Wellman as its AstroTurf AD of the Year for the Southeast Region—the second time in his career he received that honor.

Off the playing fields, Wellman has helped to enhance the overall development of the student-athlete. He asks his coaches to stress academics, and he has instituted programs to assist and develop student-athletes away from competition. Most recently, Wake Forest athletics launched its Deacon Leader program. The program is a comprehensive leadership development system designed to identify, train and develop student-athlete leaders from their arrival on campus through their senior year and beyond graduation.



Another obvious sign of the progress Wake Forest has made — and is continuing to make — under Wellman's leadership, is the ambitious facility improvement program that the athletic department has undertaken.

In 2017, Wake Forest broke ground on the 87,000 square-foot Sutton Sports Performance Center and the 24,400 square-foot Shah Basketball Development Center. Both are scheduled to open in early 2019. The Sutton Sports Performance Center will, among other things, include strength and conditioning space for student-athletes as well as a nutrition area and expanded sports medicine and training resources. The Shah Basketball Development Center will include an additional regulation court and dedicated strength and conditioning space for men's and women's basketball. In addition to those projects, the baseball team's consecutive trips to the NCAA Regionals coincided with the opening of its Baseball Player Development Center at David F. Couch Ballpark. "The Couch" project included construction of a new clubhouse with locker rooms, team lounge, training room, equipment room, state-of-the-art pitching lab, renovated dugout and new bullpen. The soccer practice fields also received a total makeover in 2017 and a renovated playing surface at Spry Stadium enhanced the home of Wake Forest's nationally-ranked men's and women's soccer teams.

In 2016, Wake Forest opened McCreary Field House, a state-of-the-art indoor practice facility serving all Wake Forest teams with a 120-yard FieldTurf indoor practice field. New practice fields at the Doc Martin Football Practice Complex were installed prior to the start of preseason camp in 2016 and Kentner Stadium received a new AstroTurf surface for field hockey and an upgrade in the running surface for the track and field teams. The Wake Forest Tennis Complex also saw enhancements with the addition of permanent outdoor seating for all six collegiate courts in 2016.

During Wellman's tenure, BB&T Field has seen many changes including the construction of McCreary Tower, the installation of a new FieldTurf surface and the construction of a state-of-the-art video board on the south side of the stadium.

Wellman also led the efforts in the construction of a new outdoor tennis center, which serves as the home to both of the Wake Forest tennis programs as well as the ATP's Winston-Salem Open and the 2018 NCAA Tennis Championships. The Arnold Palmer Golf Complex allows Wake Forest's golfers to practice at the premier on-campus facility in the nation. The Haddock House, named for Hall of Fame golf coach Jesse Haddock, provides coaches offices and locker room space for Wake Forest's men's and women's golf teams.

Born in Celina, Ohio, Wellman earned his undergraduate degree from Bowling Green State University, where he was a pitcher on the baseball team. After receiving a master's from Bowling Green, he joined the faculty and coaching staff at Elmhurst (IL) College in 1971, serving as head baseball coach, assistant basketball and football coach and associate professor of health and physical education. Wellman was

THE RON WELLMAN FILE

BORN

- May 2, 1948 in Celina, Ohio

FAMILY

- Wife — Linda
- Children — Angie (Tim), Nicole (Kevin), Melissa (Ben)
- Grandchildren — Cole (11), Connor (10), Sam (9), Miller (8), Riley (7), Emme (5), McKay (5), Anna Kate (4), Hank (3), Molly (3)

EDUCATION

- Bowling Green State University — 1970
B.S. in Business and Health & Physical Education
- Bowling Green State University — 1971
M.A. in Education

COACHING HISTORY

- Elmhurst College — 1971-80
Head Baseball Coach
Assistant Basketball and Football Coach
Assoc. Professor of health & physical education
- Northwestern University — 1981-86
Head Baseball Coach

ATHLETIC ADMINISTRATION HISTORY

- Elmhurst College — 1977-80
Athletic Director
- Mankato State University — 1986-87
Athletic Director
- Illinois State University — 1987-92
Athletic Director
- Wake Forest University — 1992-present
Athletic Director

AWARDS, HONORS, AND NOTES

- Longest tenured A.D. in the ACC
- Elmhurst College Athletics Hall of Fame — 1985
- CCIW Baseball Coach of the Year (1975, 76, 79, 80, 81)
- 1997-98 Chairman of NCAA Baseball Committee
- 2001-03 Chairman of NCAA Management Council
- 2002-03 NACDA Southeast Regional AD of the Year
- 2008 Athletic Director of the Year by SportsBusiness Journal and SportsBusiness Daily
- 2013-14 Chairman of NCAA Men's Basketball Selection Committee
- 2007-08 Chairman of NCAA Baseball Academic Enhancement Committee

the director of athletics his last five years at Elmhurst.

He compiled a 210-136 record in baseball before leaving to become the head baseball coach at Northwestern University. In five seasons with the Wildcats, Wellman's teams posted a 180-97 record and 15 players signed professional contracts. Among those moving to the Major Leagues was Joe Girardi, an Academic All-America catcher who became the manager of the New York Yankees in 2007.

Wellman and his wife Linda have three daughters — Angie, who works with the Executive Partners Mentorship Program in the WFU Schools of Business and is married to Tim Lynde, a Wake Forest alumnus and former basketball manager who is an associate commissioner of the Atlantic Coast Conference; Nicole, a pediatrician, and her husband, Kevin Rice, a Greensboro Fire Department Captain and former captain of WFU's men's soccer team, who live in Winston-Salem; and Melissa, founder and director of GIRL-CHARGE, and her husband, Ben Norman, an attorney, who live in Greensboro.

The Wellman's have 10 grandchildren including Connor, 11, Riley, 8, and McKay, 6 (Angie & Tim); Cole, 12, Sam, 10, Anna Kate, 5, and Molly, 4 (Nicole & Kevin); and Miller, 9, Emme, 6 and Hank, 4 (Melissa & Ben).

UNIVERSITY/ATHLETIC INFORMATION

Dr. PETER BRUBAKER

FACULTY ATHLETICS REPRESENTATIVE

3rd Year

East Stroudsburg '84



Peter Brubaker, professor of Health and Exercise Science, was named Faculty Athletics Representative of Wake Forest University in August, 2016. He was appointed to a three-year term to provide a faculty viewpoint in the administration of intercollegiate athletic programs.

As the Faculty Athletics Representative (FAR), Brubaker acts on behalf of the president and reports to him, representing athletics to faculty and faculty to athletics to ensure the appropriate balance between academics and intercollegiate athletics. Major areas of responsibility include academic oversight, student-athlete welfare, compliance and representing Wake Forest at meetings of the NCAA and ACC which mandate the position.

Brubaker, who is in his 26th year on the Wake Forest faculty, also serves as the HES department's graduate program director. He is well-regarded for his research and clinical experience in the area of exercise physiology and cardiovascular disease prevention/rehabilitation.

Brubaker is a 1984 graduate of East Stroudsburg and received his masters from Wake Forest in 1986 and his Ph.D. from Temple in 1991.

TODD HAIRSTON

SR. ASSOCIATE AD COMPLIANCE

14th Year

Wake Forest '96



Todd Hairston joined the Deacon staff in 2005 as the assistant director of compliance. After one year in that role, he was promoted to assistant athletic director for compliance, and then was named associate athletic director in 2008. He has served as a senior associate AD since 2016.

He is responsible for the interpretation and enforcement of all NCAA rules and legislation in the Wake Forest Athletic Department. He also oversees the performance team (sports performance, sports medicine and nutrition) and is the secondary administrator for football and men's tennis.

Hairston, a 1996 graduate of Wake Forest, has held a variety of roles in intercollegiate athletics since his graduation. After earning his degree in health and exercise science, he served as a laboratory research technician at the Wake Forest University School of Medicine. After a stint as a student athletic trainer at Tennessee State, he went to Meharry Medical College in Nashville where he earned a Master of Science

in public health in 1999. His first compliance role came at Florida State in 2000 and after a year with the Seminoles, he became the assistant AD for compliance at Maryland Eastern Shore in 2001. Hairston was named the director of compliance at George Mason in 2003 and was with the Patriots for two years before coming to Wake Forest in 2005.

A native of Walnut Cove, N.C., Hairston earned his Ph.D. at Florida State in 2004. He also serves as an adjunct professor in the Wake Forest School of Law. Hairston and his wife, Kristen, are the parents of two children - Joseph and Ava. They live in Winston-Salem.

Manchester Athletic Center,
Suite 211 | P.O. Box 7716
Winston-Salem, NC 27106
(336) 758-4620

BOARD OF TRUSTEES

(July 1, 2018 - June 30, 2019)

John I. Bitove, Jr. Toronto, Ontario, Canada	Herman E. Eure Kernersville, NC	Ogden Phipps II Old Brookville, NY
Shelmer D. Blackburn, Jr. Purlear, NC	Lisbeth Clark Evans Winston-Salem, NC	Steven S Reinemund Denver, CO
Jeanne Whitman Bobbitt Dallas, TX	Curtis C. Farmer Dallas, TX	Prince Raney Rivers Durham, NC
Morgan Briggs Columbia, SC	Mary R. Farrell Summit, NJ	Gerald F. Roach Raleigh, NC
Peter C. Brockway Boca Raton, FL	Helen Hough Feinberg St. Pete Beach, FL	Jorge Rodriguez Geneva, Switzerland
Thomas W. Bunn Kiawah Island, SC	Donald E. Flow Winston-Salem, NC	Harold O. Rosser Naples, FL
Jocelyn Burton Oakland, CA	Richard Alan Fox Houston, TX	Mit B. Shah Atlanta, GA
Lindsay Nicole Chambers Los Angeles, CA	Dr. Nathan O. Hatch President, <i>ex officio</i>	Janice K. Story Park City, UT
Matthew S. rawford Austin, TX	Frank B. Holding, Jr. Raleigh, NC	Ben C. Sutton, Jr. Winston-Salem, NC
H. Lawrence Culp, Jr. McLean, VA	Lawrence D. Hopkins M.D. Advance, NC	Lloyd P. Tate, Jr. Southern Pines, NC
Jermyn M. Davis Denver, CO	Alice Kirby Horton Durham, NC	Cathy Wall Thomas, M.D. Carrboro, NC
Thomas A. Dingleline Winston-Salem, NC	John R. Lowden Greenwich, CT	Shannan Spence Townsend Charlotte, NC
James E. Dixon Manhasset, NY	Michael Frank Mahoney Barrington, RI	John M. Vann Bristol, TN
David W. Dupree Washington, DC	James J. Marino Johns Island, SC	David I. Wahrhaftig Larchmont, NY
Hon. Donna F. Edwards Oxon Hill, MD	John M. McAvoy Charleston, SC	Eric C. Wiseman Greensboro, NC
Eric W. Eubank, II Charlotte, NC	Jane McGraw Short Hills, NJ	

LIFE TRUSTEES

Jerry H. Baker Macon, NC	William B. Greene, Jr. Boones Creek, TN	Celeste M. Pittman Rocky Mount, NC
James L. Becton, M.D. Augusta, GA	Harvey R. Holding Ponte Vedra Beach, FL	Frances P. Pugh Raleigh, NC
Ranlet S. Bell Hobe Sound, FL	Albert R. Hunt Washington, DC	Michael G. Queen Wilmington, NC
W. Louis Bissette, Jr. Asheville, NC	Amb. Jeanette W. Hyde Raleigh, NC	Deborah K. Rubin Winston-Salem, NC
Louise Broyhill Winston-Salem, NC	James W. Johnston Mooreville, NC	Andrew J. Schindler Winston-Salem, NC
Janice W. Calloway Dallas, TX	Donald D. Leonard Myrtle Beach, SC	Adelaide A. Sink Thonotosassa, FL
J. Donald Cowan, Jr. Raleigh, NC	Dee Hughes LeRoy Winston-Salem, NC	K. Wayne Smith Newton, NC
Ronald E. Deal Hickory, NC	William L. Marks New Orleans, LA	D. E. Ward, Jr., MD Lumberton, NC
A. Doyle Early, Jr. High Point, NC	Theodore R. Meredith Vero Beach, FL	James T. Williams, Jr. Greensboro, NC
Victor I. Flow, Jr. Winston-Salem, NC	Russell W. Meyer, Jr. Wichita, KS	Kyle A. Young, M.D. Greensboro, NC
Murray C. Greason, Jr. Winston-Salem, NC	L. Glenn Orr, Jr. Winston-Salem, NC	

2017-18 REVIEW

2017-18 RESULTS

11-20 overall | 4-14 ACC | 7-9 home | 3-8 away | 1-3 neutral

Date	Opponent	Score	Attendance	High Points	High Rebounds
11/10/17	GEORGIA SOUTHERN	L, 83-85	7802	(25) Keyshawn Woods	(11) Terrence Thompson
11/14/17	LIBERTY	L, 66-79	5213	(21) Bryant Crawford	(9) Doral Moore
11/17/17	vs Drake ^	L, 74-77	586	(17) Doral Moore	(17) Doral Moore
11/18/17	vs Quinnipiac ^	W, 72-55	743	(17) Bryant Crawford	(7) Chaundee Brown
11/19/17	vs Houston ^	L, 73-78	655	(17) Bryant Crawford	(9) Doral Moore
11/24/17	UNCG	W, 81-75	6810	(20) Keyshawn Woods	(7) Doral Moore
11/28/17	ILLINOIS %	W, 80-73	5782	(20) Bryant Crawford	(6) Doral Moore
12/02/17	RICHMOND	W, 82-53	6591	(17) Keyshawn Woods	(8) Doral Moore
12/05/17	at Charlotte	W, 80-57	5512	(17) Bryant Crawford	(7) Olivier Sarr
12/08/17	ARMY WEST POINT	W, 109-80	2978	(22) Keyshawn Woods	(11) Doral Moore
12/18/17	at Coastal Carolina	W, 84-80	1744	(22) Bryant Crawford	(10) Doral Moore
12/23/17	#21 TENNESSEE	L, 60-79	11362	(18) Keyshawn Woods	(8) Olivier Sarr
12/30/17	at #13 North Carolina *	L, 69-73	19578	(17) Bryant Crawford	(8) Doral Moore
01/03/18	SYRACUSE *	W, 73-67	8109	(19) Bryant Crawford	(9) Doral Moore
01/06/18	at Boston College *	L, 71-77	5247	(24) Bryant Crawford	(9) Doral Moore
01/10/18	VIRGINIA TECH *	L, 75-83	8260	(17) Brandon Childress	(13) Doral Moore
01/13/18	at #7 Duke *	L, 71-89	9314	(21) Bryant Crawford	(6) Moore/Thompson/Mitchell
01/18/18	at NC State *	L, 63-72	15815	(18) Bryant Crawford	(10) Doral Moore
01/21/18	#2 VIRGINIA *	L, 49-59	10014	(11) Bryant Crawford	(13) Doral Moore
01/23/18	#4 DUKE *	L, 70-84	13209	(18) Moore/Childress	(12) Doral Moore
01/27/18	at Louisville *	L, 77-96	17215	(20) Chaundee Brown	(13) Doral Moore
01/31/18	FLORIDA STATE *	W, 76-72	7809	(19) Bryant Crawford	(12) Doral Moore
02/03/18	#20 CLEMSON *	L, 67-75	10468	(16) Bryant Crawford	(13) Doral Moore
02/07/18	at #25 Miami *	L, 81-87	6774	(23) Bryant Crawford	(10) Doral Moore
02/11/18	at Syracuse *	L, 70-78	24018	(24) Bryant Crawford	(16) Doral Moore
02/14/18	GEORGIA TECH *	W, 79-62	6133	(17) Doral Moore	(12) Doral Moore
02/17/18	NC STATE *	L, 84-90	13641	(29) Bryant Crawford	(12) Doral Moore
02/21/18	at Pitt *	W, 63-57	2420	(14) Bryant Crawford	(9) Doral Moore
02/24/18	NOTRE DAME *	L, 71-76	10626	(14) Mitchell Wilbekin	(6) Doral Moore
03/03/18	at Georgia Tech *	L, 56-64	7422	(22) Bryant Crawford	(13) Doral Moore
03/06/18	vs Syracuse @	L, 64-73	10612	(22) Bryant Crawford	(6) Sunday Okeke

* ACC Game

^ Paradise Jam (Lynchburg, Va.)

% ACC/Big Ten Challenge

@ ACC Tournament (Brooklyn, N.Y.)

2017-18 REVIEW

2017-18 STATISTICS

No.	Player	GP-GS	Min-Avg.	FG-A	Pct.	3FG-A	Pct.	FT-A	Pct.	Off-Def	Reb-Avg.	PF-DQ	A	TO	Blk	Stl	Pts-Avg.
13	Bryant Crawford ACC	31-30 18-17	987-31.8 602-33.4	164-397 102-256	.413 .398	57-159 38-99	.358 .384	138-159 76-91	.868 .835	12-79 6-50	91-2.9 56-3.1	74-0 44-0	152 90	101 56	5 2	48 24	523-16.9 318-17.7
1	Keyshawn Woods ACC	28-5 16-1	719-25.7 366-22.9	118-269 58-136	.439 .426	37-99 19-49	.374 .388	60-71 17-22	.845 .773	15-55 6-35	70-2.5 41-2.6	52-0 24-0	53 32	45 22	0 0	22 6	333-11.9 152-9.5
4	Doral Moore ACC	31-30 18-17	791-25.5 505-28.1	153-222 96-151	.689 .636	0-0 0-0	.000 .000	38-83 19-49	.458 .388	99-192 65-131	291-9.4 196-10.9	90-3 51-2	9 4	39 19	61 37	11 8	344-11.1 211-11.7
0	Brandon Childress ACC	30-5 18-5	786-26.2 500-27.8	86-227 50-145	.379 .345	39-103 24-64	.379 .375	62-74 37-44	.838 .841	13-67 9-40	80-2.7 49-2.7	63-0 38-0	109 67	61 36	1 1	29 17	273-9.1 161-8.9
10	Mitchell Wilbekin ACC	27-23 14-13	714-26.4 386-27.6	73-185 38-101	.395 .376	51-120 28-66	.425 .424	34-42 11-13	.810 .846	10-53 5-28	63-2.3 33-2.4	49-0 29-0	39 24	19 11	0 0	17 11	231-8.6 115-8.2
23	Chaundee Brown ACC	30-29 18-17	627-20.9 377-20.9	88-214 57-128	.411 .445	27-79 16-42	.342 .381	25-31 11-16	.806 .688	27-64 15-35	91-3.0 50-2.8	42-0 27-0	34 21	37 22	5 3	7 3	228-7.6 141-7.8
20	Terrence Thompson ACC	31-31 18-18	506-16.3 273-15.2	37-105 17-64	.352 .266	8-17 3-10	.471 .300	25-45 11-20	.556 .550	52-69 23-36	121-3.9 59-3.3	50-0 30-0	8 5	26 15	2 2	20 10	107-3.5 48-2.7
30	Olivier Sarr ACC	30-0 18-0	453-15.1 279-15.5	32-92 22-62	.348 .355	6-24 4-15	.250 .267	27-45 14-27	.600 .519	30-59 20-34	89-3.0 54-3.0	76-2 53-2	11 6	32 19	21 12	10 5	97-3.2 62-3.4
2	Donovan Mitchell ACC	30-0 18-0	338-11.3 208-11.6	31-64 15-37	.484 .405	15-35 7-22	.429 .318	10-13 7-9	.769 .778	14-53 9-38	67-2.2 47-2.6	60-2 37-2	6 5	19 8	8 5	9 6	87-2.9 44-2.4
25	Sam Japhet-Mathias ACC	6-0 1-0	44-7.3 15-15.0	3-5 2-3	.600 .667	0-0 0-0	.000 .000	0-0 0-0	.000 .000	5-3 2-0	8-1.3 2-2.0	8-0 4-0	0 0	3 2	0 0	0 0	6-1.0 4-4.0
11	Melo Eggleston ACC	21-0 10-0	105-5.0 19-1.9	7-20 0-4	.350 .000	0-3 0-1	.000 .000	7-13 1-2	.538 .500	6-18 0-4	24-1.1 4-0.4	12-0 5-0	4 0	4 3	2 0	3 0	21-1.0 1-0.1
45	Troy Rike ACC	9-1 5-1	12-1.3 3-0.6	3-7 1-3	.429 .333	1-3 1-2	.333 .500	0-0 0-0	.000 .000	0-0 0-0	0-0.0 0-0.0	0-0 0-0	1 0	1 0	0 0	0 0	7-0.8 3-0.6
34	Sunday Okeke ACC	21-0 10-0	94-4.5 57-5.7	5-10 1-2	.500 .500	0-0 0-0	.000 .000	1-2 0-0	.500 .000	15-13 6-7	28-1.3 13-1.3	26-1 15-1	4 3	6 3	3 0	4 2	11-0.5 2-0.2
41	Aaron Spivey ACC	10-0 6-0	9-0.9 4-0.7	1-2 0-0	.500 .000	0-1 0-0	.000 .000	1-3 1-2	.333 .500	0-0 0-0	0-0.0 0-0.0	1-0 1-0	0 0	0 0	0 0	1 1	3-0.3 1-0.2
52	Britton Anderson ACC	7-1 4-1	8-1.1 4-1.0	0-4 0-1	.000 .000	0-1 0-0	.000 .000	2-2 2-2	1.000 1.000	0-4 0-2	4-0.6 2-0.5	1-0 1-0	0 0	0 0	1 1	0 0	2-0.3 2-0.5
40	Anthony Bilas ACC	7-0 3-0	7-1.0 2-0.7	0-3 0-2	.000 .000	0-0 0-0	.000 .000	0-0 0-0	.000 .000	3-1 2-0	4-0.6 2-0.7	0-0 0-0	2 1	1 0	0 0	0 0	0-0.0 0-0.0
TEAM ACC										36-41 24-24	77-2.5 48-2.7	0 0	13 9				
Total.....		31		801-1826	.439	241-644	.374	430-583	.738	337-771	1108-35.7	604-8	432	407	109	181	2273-73.3
ACC...		18		459-1095	.419	140-370	.378	207-297	.697	192-464	656-36.4	359-7	258	225	63	93	1265-70.3
Opponents.....		31		770-1751	.440	265-702	.377	500-683	.732	296-768	1064-34.3	548-9	440	380	112	202	2305-74.4
ACC...		18		448-1019	.440	140-382	.366	325-442	.735	157-485	642-35.7	288-3	255	188	79	121	1361-75.6

2017-18 HONORS

BRITTON ANDERSON

- NABC Honors Court
- ACC Honor Roll

ANTHONY BILAS

- ACC Honor Roll

BRYANT CRAWFORD

- Honorable Mention All-ACC
- Bob Cousy Award Watch List

SUNDAY OKEKE

- ACC Honor Roll

TROY RIKE

- NABC Honors Court
- ACC Honor Roll

OLIVIER SARR

- ACC Honor Roll

AARON SPIVEY

- NABC Honors Court
- ACC Honor Roll

MITCHELL WILBEKIN

- ACC Honor Roll
- Senior CLASS Award Candidate

KEYSHAWN WOODS

- Academic All-ACC
- ACC Honor Roll

2017-18 REVIEW

WAKE FOREST/OPPONENT SUPERLATIVES

INDIVIDUAL	WAKE FOREST	OPPONENT
Points scored	29, Bryant Crawford vs. NC State (Feb. 17)	34, Tyus Battle, at Syracuse (Feb. 11)
*Points scored/half	19 (1st), Bryant Crawford vs. NC State (Feb. 17)	24 (2nd), Tyus Battle, at Syracuse (Feb. 11)
Offensive rebounds	7, Terrence Thompson vs. Georgia Southern (Nov. 10) 7, Doral Moore vs. NC State (Feb. 17)	8, Montae Glenn, Georgia Southern (Nov. 10)
Defensive rebounds	14, Doral Moore at Syracuse (Feb. 11)	13, Luke Maye, at North Carolina (Dec. 30)
Total rebounds	17, Doral Moore vs. Drake (Nov. 17)	15, Luke Maye, at North Carolina (Dec. 30)
Field goals	11, Doral Moore vs. NC State (Feb. 17)	11, Francis Alonso, UNCG (Nov. 24) 11, Marvin Bagley III, at Duke (Jan. 13)
Field goal attempts	24, Bryant Crawford at Boston College (Jan. 6)	21, Marvin Bagley III, at Duke (Jan. 13)
Field goal percentage (min. 5 made)	1.000 (9-9), Doral Moore vs. Duke (Jan. 23)	1.000 (5-5), Ajay Sanders, at Coastal Carolina (Dec. 18) 1.000 (5-5), Jordan Bowden, Tennessee (Dec. 23)
Field goal percentage (min. 10 made)	.647 (11-17), Doral Moore vs. NC State (Feb. 17)	.647 (11-17), Francis Alonso, UNCG (Nov. 24)
3-Point field goals	6, Chaundee Brown at Boston College (Jan. 6)	7, Francis Alonso, UNCG (Nov. 24)
3-Point field goal attempts	10, Bryant Crawford at Boston College (Jan. 6)	11, Wes VanBeck, Houston (Nov. 19)
3-Point FG percentage (min. 4 made)	.857 (6-7), Chaundee Brown at Boston College (Jan. 6)	1.000 (5-5), Ajay Sanders, at Coastal Carolina (Dec. 18) 1.000 (5-5), Jordan Bowden, Tennessee (Dec. 23)
Free throws	9, Brandon Childress at Pitt (Feb. 21)	11, Tyus Battle, at Syracuse (Feb. 11) 11, Josh Okogie, at Georgia Tech (Mar. 3)
Free throw attempts	10, Bryant Crawford vs. NC State (Feb. 17)	14, Allerik Freeman, NC State (Feb. 17)
Free throw percentage (min. 6 made)	100.0 (9-9), Brandon Childress at Pitt (Feb. 21)	100.0 (10-10) Jerome Robinson, at Boston College (Jan. 6)
Assists	9, four times	10, Jaylen Shaw, at Coastal Carolina (Dec. 18) 10, Markell Johnson, NC State (Feb. 17)
Steals	5, Bryant Crawford at NC State (Jan. 18)	5, Frank Howard, at Syracuse (Feb. 11) 5, Josh Okogie, at Georgia Tech (Mar. 3)
Turnovers	8, Bryant Crawford vs. Duke (Jan. 23) 8, Bryant Crawford at Georgia Tech (Mar. 3)	8, Jon Davis, at Charlotte (Dec. 5)
Blocked shots	5, Doral Moore, three times	5, Omer Yurtseven, NC State (Feb. 17)
Minutes played (regulation game)	39, Bryant Crawford vs. Clemson (Feb. 3)	40, seven times

TEAM	WF HIGH	WF LOW	OPP HIGH	OPP LOW
Points scored	109, vs. Army West Point (Dec. 8)	49, vs. Virginia (Jan. 21)	96, at Louisville (Jan. 27)	53, Richmond (Dec. 2)
*Points in one half	59 (2nd), vs. Army West Point (Dec. 8)	21 (1st), at Syracuse (Feb. 11)	54 (2nd), at Louisville (Jan. 27)	22 (1st), Quinnipiac (Nov. 18) 22 (1st), Virginia (Jan. 21)
Victory margin	29 (82-53), vs. Richmond (Dec. 2) 29 (109-80) vs. Army West Point (Dec. 8)	4 (84-80), at Coastal Carolina (Dec. 18) 4 (76-72), vs. Florida State (Jan. 31)	19 (79-60), Tennessee (Dec. 23) 19 (96-77), at Louisville (Jan. 27)	2 (85-83), Georgia Southern (Nov. 10)
Field goals	40, vs. Army West Point (Dec. 8)	17, vs. Virginia (Jan. 21)	36, at Louisville (Jan. 27)	15, Quinnipiac (Nov. 18) 15, at Charlotte (Dec. 5)
Field goal attempts	75, at Duke (Jan. 13)	39, vs. UNCG (Nov. 24)	71, at Louisville (Jan. 27)	42, vs. Syracuse (Mar. 6)
Field goal percentage	.615 (24-39), vs. UNCG (Nov. 24)	.333 (19-57), at Georgia Tech (Mar. 3)	.548 (23-42), Syracuse (Mar. 6)	.288 (15-52), Quinnipiac (Nov. 18)
*Single-half FG %	.684 (13-39, 2nd), vs. UNCG (Nov. 24)	.278 (10-36, 2nd), at NC State (Jan. 18)	.667 (12-18, 2nd), Syracuse (Mar. 6)	.238 (5-21, 1st), Quinnipiac (Nov. 18)
3-Point field goals	12, at Boston College (Jan. 6)	2, vs. Liberty (Nov. 14)	15, Drake (Nov. 17)	1, Georgia Tech (Feb. 14)
3-Point FG attempts	29, at North Carolina (Dec. 30) 29, vs. Syracuse (Mar. 6)	12, vs. Richmond (Dec. 2) 12, at Pitt (Feb. 21)	30, three times	9, Georgia Tech (Feb. 14)
3-Point FG percentage	.571, (8-14) vs. UNCG (Nov. 24)	.118 (2-17), vs. Liberty (Nov. 14)	.522 (12-23) at Duke (Jan. 13)	.111 (1-9), Georgia Tech (Feb. 14)
Free throws	25, vs. UNCG (Nov. 24)	4, vs. Virginia Tech (Jan. 10)	30, Duke (Jan. 23)	5, Richmond (Dec. 2)
Free throw attempts	32, vs. UNCG (Nov. 24)	7, vs. Virginia Tech (Jan. 10)	39, Duke (Jan. 23) 39, at Syracuse (Feb. 11)	7, Richmond (Dec. 2)
Free throw percentage	.923, (12-13) vs. Syracuse (Mar. 6)	.500 (8-16), at North Carolina (Dec. 30)	1.000 (10-10), Virginia (Jan. 21)	.529 (9-17), Houston (Nov 19)
Offensive rebounds	20, vs. Georgia Southern (Nov. 10)	4, vs. Illinois (Nov. 28) 4, at North Carolina (Dec. 30)	17, Illinois (Nov. 28)	4, Virginia Tech (Jan. 10)
Defensive rebounds	35, at Boston College (Jan. 6)	16, vs. Syracuse (Mar. 6)	36, at Duke (Jan. 13)	14, UNCG (Nov. 24)
Total rebounds	50, at Boston College (Jan. 6)	25, vs. Illinois (Nov. 28)	49, at North Carolina (Dec. 30)	23, UNCG (Nov. 24)
Rebound margin	+16 (43-27), vs. Army West Point (Dec. 8)		+15 (49-34), at North Carolina (Dec. 30)	
Personal fouls	28, vs. Duke (Jan. 23)	10, vs. Richmond (Dec. 2)	25, Houston (Nov. 19)	11, Virginia (Jan. 21)
DQs	2, vs. Duke (Jan. 23)	0, 24 times	2, Houston (Nov. 19)	0, 23 times
Assists	21, vs. Army West Point (Dec. 8)	7, vs. Tennessee (Dec. 23)	23, Houston (Nov. 19)	6, Georgia Southern (Nov. 10)
Turnovers	22, at Georgia Tech (Mar. 3)	5, vs. Georgia Tech (Feb. 14) 5, at Pitt (Feb. 21)	20, at Charlotte (Dec. 5)	7, three times
Blocked shots	7, five times	0, vs. UNCG (Nov. 24) 0, vs. Georgia Tech (Feb. 14)	9, at Boston College (Jan. 6)	0, UNCG (Nov. 24) 0, Virginia Tech (Jan. 10)
Steals	13, at Charlotte (Dec. 5)	1, vs. Duke (Jan. 23)	12, at Louisville (Jan. 27)	2, Quinnipiac (Nov. 18)
Double-figure scorers	6, vs. Army West Point (Dec. 8)	2, 8 times	5, 6 times	1, at Charlotte (Dec. 5)
Players to score	12, at Charlotte (Dec. 5)	6, 3 times	10, 3 times	5, Syracuse (Jan. 3) 5, Syracuse (Mar. 6)

* Does not include overtime periods

2017-18 REVIEW

WAKE FOREST POINTS-REBOUNDS-ASSISTS

Opponent	0	1	2	4	10	11	13	20	23
	Childress	Woods	Mitchell	Moore	Wilbekin	Eggleston	Crawford	Thompson	Brown
GEORGIA SOUTHERN	7-2-9	25-6-1	0-3-0	2-4-0	0-1-0	0-0-0	19-3-3	9-11-1	21-9-0
LIBERTY	0-0-1	14-4-0	0-0-0	14-9-0	3-2-3	DNP	21-1-2	8-7-0	4-2-3
vs Drake	9-1-5	11-1-2	DNP	17-17-1	11-0-0	0-0-0	10-4-9	2-2-0	12-6-2
vs Quinnipiac	6-5-4	DNP	8-5-0	6-1-0	9-2-1	4-5-1	17-6-3	2-3-0	16-7-1
vs Houston	14-3-4	15-1-3	3-2-0	6-9-0	15-1-0	0-0-0	17-4-2	1-4-0	0-0-1
UNCG	9-2-2	20-1-2	10-0-0	17-7-0	6-3-3	3-1-0	11-3-5	0-5-0	4-3-0
ILLINOIS	12-3-1	7-3-2	2-0-0	12-6-0	12-4-0	1-0-0	20-1-4	3-3-1	9-1-1
RICHMOND	INJ	17-2-2	9-4-0	15-8-1	12-4-1	6-1-0	15-4-7	4-6-0	2-5-0
at Charlotte	9-3-3	15-2-2	2-1-0	2-5-1	8-1-2	4-4-2	17-3-4	4-1-0	5-2-2
ARMY	17-4-8	22-3-3	4-0-0	20-11-0	17-2-1	2-6-0	11-0-9	12-7-0	INJ
at Coastal Carolina	12-1-0	12-3-2	0-1-0	11-10-1	9-7-2	0-1-0	22-1-6	6-5-1	4-3-2
TENNESSEE	6-4-1	18-3-1	3-1-0	4-4-1	11-3-1	0-2-1	3-2-2	5-6-0	3-1-0
at North Carolina	8-4-7	12-3-1	2-0-0	4-8-1	9-2-2	0-2-0	17-3-5	7-5-0	5-2-0
SYRACUSE	4-3-4	5-0-0	6-2-0	8-9-0	10-2-8	0-1-0	19-3-5	13-7-0	3-4-2
at Boston College	5-5-5	INJ	2-3-2	3-9-0	11-4-1	0-1-0	24-5-4	4-8-1	20-6-1
VIRGINIA TECH	17-4-4	12-0-1	0-6-1	12-13-0	9-1-0	0-0-0	10-5-4	3-4-1	4-0-0
at Duke	11-2-2	15-6-4	0-6-0	9-6-1	0-0-0	0-0-0	21-3-6	2-6-0	2-1-1
at NC State	6-1-3	7-3-1	0-0-0	15-10-0	6-6-2	DNP	18-2-5	2-4-1	0-1-1
VIRGINIA	10-1-2	0-2-1	0-2-0	9-13-0	10-2-1	DNP	11-2-4	0-0-0	4-3-1
DUKE	18-5-3	INJ	3-3-0	18-12-0	3-2-0	0-0-0	10-2-3	0-2-0	16-4-5
at Louisville	7-3-3	6-5-0	4-1-0	16-13-0	INJ	1-0-0	19-4-6	0-3-0	20-3-1
FLORIDA STATE	14-4-5	15-0-1	0-1-0	8-12-0	INJ	DNP	19-3-7	5-5-2	15-1-0
CLEMSON	7-3-4	13-0-0	9-3-0	9-13-0	INJ	DNP	16-5-6	2-2-0	2-1-1
at Miami	9-4-4	10-3-4	0-3-0	10-10-0	INJ	0-0-0	23-3-7	5-2-0	20-3-1
at Syracuse	2-0-5	12-2-3	0-3-0	16-16-0	13-0-2	0-0-0	24-1-7	1-3-0	2-2-1
GEORGIA TECH	11-0-3	9-4-2	5-1-1	17-12-1	11-3-1	0-0-0	16-0-9	2-2-0	7-2-0
NC STATE	4-3-3	13-4-2	2-7-1	23-12-1	4-3-3	DNP	29-6-2	0-0-0	6-4-1
at Pitt	9-1-2	11-4-3	0-1-0	13-9-0	12-4-1	DNP	14-6-3	2-4-0	0-3-1
NOTRE DAME	13-5-4	12-2-6	3-0-0	9-6-0	14-3-2	DNP	6-2-4	0-1-0	12-4-1
at Georgia Tech	6-1-4	0-3-3	8-5-0	12-13-0	3-1-1	DNP	22-1-3	0-1-0	3-6-3
vs Syracuse	11-3-4	5-0-1	2-3-1	7-4-0	3-0-1	DNP	22-3-6	3-2-0	7-2-1

Opponent	25	30	34	40	41	45	52
	Japhet-Mathias	Sarr	Okeke	Bilas	Spivey	Rike	Anderson
GEORGIA SOUTHERN	0-0-0	INJ	DNP	DNP	DNP	DNP	DNP
LIBERTY	DNP	0-0-0	2-2-0	DNP	DNP	DNP	DNP
vs Drake	DNP	2-0-0	0-0-0	DNP	DNP	DNP	DNP
vs Quinnipiac	0-1-0	4-3-3	0-1-0	DNP	DNP	DNP	DNP
vs Houston	0-1-0	2-2-0	0-0-0	DNP	DNP	DNP	DNP
UNCG	DNP	1-2-0	0-0-0	DNP	DNP	DNP	DNP
ILLINOIS	DNP	2-2-2	0-0-0	DNP	DNP	DNP	DNP
RICHMOND	0-1-0	0-1-0	2-1-0	0-0-0	0-0-0	0-0-0	0-1-0
at Charlotte	2-3-0	7-7-0	5-4-0	0-1-0	0-0-0	0-0-1	0-0-0
ARMY	DNP	0-5-0	0-1-0	0-0-0	2-0-0	2-0-0	0-1-0
at Coastal Carolina	DNP	8-1-0	0-0-0	DNP	DNP	DNP	DNP
TENNESSEE	DNP	7-8-0	DNP	DNP	DNP	DNP	DNP
at North Carolina	DNP	5-4-0	DNP	DNP	DNP	DNP	DNP
SYRACUSE	DNP	5-4-1	DNP	DNP	DNP	DNP	DNP
at Boston College	DNP	2-2-0	DNP	DNP	0-0-0	DNP	DNP
VIRGINIA TECH	DNP	8-6-0	0-0-0	DNP	DNP	DNP	DNP
at Duke	4-2-0	4-2-0	0-0-0	0-1-1	0-0-0	3-0-0	0-0-0
at NC State	DNP	9-6-0	0-0-0	DNP	DNP	DNP	DNP
VIRGINIA	DNP	5-3-0	DNP	DNP	DNP	DNP	DNP
DUKE	DNP	2-5-0	DNP	DNP	DNP	0-0-0	DNP
at Louisville	DNP	4-6-2	0-0-0	0-0-0	0-0-0	0-0-0	0-0-0
FLORIDA STATE	--	0-3-0	DNP	DNP	DNP	DNP	DNP
CLEMSON	--	9-5-1	DNP	DNP	0-0-0	DNP	DNP
at Miami	--	4-1-0	0-3-2	DNP	DNP	DNP	DNP
at Syracuse	--	0-0-1	0-1-0	DNP	0-0-0	DNP	DNP
GEORGIA TECH	--	0-1-0	0-2-0	0-1-0	1-0-0	0-0-0	0-1-0
NC STATE	--	1-1-0	2-2-0	DNP	DNP	DNP	DNP
at Pitt	--	2-2-0	0-2-1	DNP	DNP	DNP	DNP
NOTRE DAME	--	0-1-0	0-3-0	DNP	DNP	0-0-0	2-1-0
at Georgia Tech	--	2-2-1	DNP	DNP	DNP	DNP	DNP
vs Syracuse	--	2-4-0	0-6-1	0-1-1	0-0-0	2-0-0	DNP

RECORD WHEN...

Home.....	7-9
Road.....	3-8
Neutral.....	1-3
Ranked Opponent (either AP or Coaches)....	0-7
Unranked Opponent.....	11-13
Leads at halftime.....	7-5
Trails at halftime.....	4-14
Tied at halftime.....	0-1
Goes into overtime.....	0-0
Leads by 10 or more points.....	7-2
Trails by 10 or more points.....	1-13
Shoots 50% or better.....	6-0
Shoots less than 50%.....	5-20
Shoots less than 45%.....	3-16
Shoots less than 40%.....	0-10
Opponent shoots 50% or better.....	2-6
Opponent shoots less than 50%.....	9-15
Opponent shoots less than 45%.....	8-9
Opponent shoots less than 40%.....	5-3
Has higher FG% than opponent.....	9-3
Has lower FG% than opponent.....	1-16
Has same FG% as opponent.....	1-1
Outrebounded its opponent.....	9-8
Outrebounded by opponent.....	2-11
Has same rebounds as opponent.....	0-1
Has more off. rebounds than opponent.....	8-12
Has fewer off. rebounds than opponent.....	3-7
Has same off. rebounds as opponent.....	0-1
Has fewer turnovers than opponent.....	8-4
Has more turnovers than opponent.....	3-14
Has same turnovers as opponent.....	0-2
Has fewer than 10 turnovers.....	3-3
Opponent has fewer than 10 turnovers.....	2-6
Shoots more FTs than opponent.....	8-4
Shoots fewer FTs than opponent.....	3-15
Shoots the same FTs as opponent.....	0-1
Has game decided by 10 points or less.....	6-15
Has game decided by 5 points or less.....	2-5
Scores < 60 points.....	0-2
Scores 60-69 points.....	1-6
Scores 70-79 points.....	4-9
Scores 80-89 points.....	5-3
Scores 90+ points.....	1-0
Allows < 60 points.....	4-1
Allows 60-69 points.....	2-1
Allows 70-79 points.....	3-11
Allows 80-89 points.....	2-5
Allows 90+ points.....	0-2
Wins the tip.....	6-14
Loses the tip.....	5-6
White uniforms.....	3-8
White "Deacons" uniforms.....	1-0
Black uniforms.....	4-6
Gold uniforms.....	1-3
Grey uniforms.....	2-3

2017-18 REVIEW

GEORGIA TECH 64
WAKE FOREST 56

GAME #30
March 3, 2018
McCamish Pavilion (7,422)
Atlanta, Ga.

WAKE (11-19, 4-14)	fg	3fg	ft	o-d-t	pf	TP	a	to	bs	s	mp
20 Thompson*	0-3	0-0	0-0	0-1-1	1	0	0	0	0	1	11
4 Moore*	5-6	0-0	2-6	4-9-13	1	12	0	2	5	1	32
10 Wilbekin*	1-4	1-3	0-0	0-1-1	2	3	1	0	0	1	15
13 Crawford*	7-15	2-5	6-7	0-1-1	4	22	3	8	0	1	35
23 Brown*	1-9	1-6	0-2	2-4-6	2	3	3	2	0	2	32
0 Childress	2-9	2-4	0-0	0-1-1	3	6	4	3	0	1	20
1 Woods	0-4	0-1	0-0	1-2-3	2	0	3	3	0	0	19
2 Mitchell	2-5	2-3	2-2	0-5-5	5	8	0	1	1	2	24
30 Sarr	1-2	0-0	0-0	0-2-2	3	2	1	2	1	1	12
TEAM				5-1-6							1
Totals.....	19-57	8-22	10-17	12-17-39	23	56	15	22	7	10	200
GT (13-18, 6-12)	fg	3fg	ft	o-d-t	pf	TP	a	to	bs	s	mp
3 Cole*	4-8	0-3	2-3	4-6-10	3	10	2	2	2	0	36
13 Wright*	0-3	0-1	0-0	0-1-1	2	0	1	3	1	0	9
44 Lammers*	2-7	0-1	2-2	1-3-4	4	6	3	1	2	1	25
1 Jackson*	5-14	1-6	1-3	2-5-7	2	12	4	6	0	1	35
5 Okogie*	5-14	1-3	11-12	0-6-6	4	22	3	4	2	5	40-
4 Alston	4-6	2-3	2-4	1-1-2	0	12	0	1	1	0	38
24 Ogbonda	0-0	0-0	0-0	0-0-0	0	0	0	0	0	0	0+
34 Gueye	1-5	0-0	0-0	0-2-2	2	2	1	0	0	0	17
TEAM				2-5-7							
Totals.....	21-57	4-17	18-24	10-29-39	17	64	14	17	8	7	200
	1st	2nd	Total	FG%	3FG%	FT%					
Wake Forest	25	31	56	33.3	36.4	58.8					
Georgia Tech	26	38	64	36.8	23.5	75.0					

Points in the paint-WF 14,GT 30. Points off turnovers-WF 11,GT 19.
2nd chance points-WF 8,GT 7. Fast break points-WF 12,GT 12.
Bench points-WF 16,GT 14. Score tied-6 times. Lead changed-9 times.
Largest lead-WF by 7 1st-05:19, GT by 8 2nd-02:43.
WF led for 16:36. GT led for 15:20. Game was tied for 08:01.
Officials: Lee Cassell, Matt Potter, Michael Roberts
Technical Fouls: none

SYRACUSE 73
WAKE FOREST 64

GAME #31
March 6, 2018
Barclays Center (10,612)
Brooklyn, N.Y.

WAKE (11-20)	fg	3fg	ft	o-d-t	pf	TP	a	to	bs	s	mp
20 Thompson*	1-2	1-1	0-0	2-0-2	1	3	0	3	0	0	7
4 Moore*	3-5	0-0	1-1	1-3-4	3	7	0	0	1	0	23
10 Wilbekin*	1-5	1-5	0-0	0-0-0	0	3	1	1	0	0	24
13 Crawford*	8-16	3-8	3-3	2-1-3	4	22	6	1	0	1	38
23 Brown*	2-7	1-3	2-2	1-1-2	2	7	1	1	0	0	17
0 Childress	4-9	0-4	3-3	1-2-3	3	11	4	1	0	4	25
1 Woods	1-9	0-5	3-4	0-0-0	2	5	1	2	0	0	32
2 Mitchell	1-3	0-2	0-0	0-3-3	2	2	1	0	0	0	14
30 Sarr	1-4	0-0	0-0	1-3-4	2	2	0	3	1	1	12
34 Okeke	0-2	0-0	0-0	3-3-6	2	0	1	0	1	1	8
40 Bilas	0-0	0-0	0-0	1-0-1	0	0	1	0	0	0	0+
41 Spivey	0-1	0-1	0-0	0-0-0	0	0	0	0	0	0	0+
45 Rike	1-1	0-0	0-0	0-0-0	0	2	0	0	0	0	0+
TEAM				2-0-2							
Totals.....	23-64	6-29	12-13	14-16-30	21	64	16	12	3	7	200
SU (20-12)	fg	3fg	ft	o-d-t	pf	TP	a	to	bs	s	mp
11 Brissett*	2-11	0-6	6-8	0-9-9	3	10	1	4	2	1	40-
21 Dolezaj*	6-7	0-0	8-10	1-3-4	3	20	1	4	2	1	38
13 Chukwu*	6-7	0-0	2-2	5-4-9	4	14	3	1	3	0	35
23 Howard*	4-8	2-6	1-2	0-5-5	2	11	5	5	0	3	40-
25 Battle*	5-9	2-5	6-7	0-6-6	5	18	3	1	0	2	39
0 Autry	0-0	0-0	0-0	0-0-0	0	0	0	0	0	0	0+
2 Moyer	0-0	0-0	0-0	0-0-0	1	0	0	0	0	0	2
5 Herlihy	0-0	0-0	0-0	0-0-0	0	0	0	0	0	0	0+
14 Bayer	0-0	0-0	0-0	0-0-0	0	0	0	0	0	0	1
24 Belbey	0-0	0-0	0-0	0-0-0	0	0	0	0	0	0	0+
32 Featherston	0-0	0-0	0-0	0-0-0	0	0	0	0	0	0	0+
35 Sidibe	0-0	0-0	0-0	0-0-0	0	0	1	1	0	0	5
TEAM				1-0-1							2
Totals.....	23-42	4-17	23-29	7-27-34	18	73	13	18	7	7	200
	1st	2nd	Total	FG%	3FG%	FT%					
Wake Forest	24	40	64	35.9	20.7	92.3					
Syracuse	30	43	73	54.8	23.5	79.3					

Points in the paint-WF 32,SU 32. Points off turnovers-WF 14,SU 14.
2nd chance points-WF 15,SU 9. Fast break points-WF 7,SU 6.
Bench points-WF 22,SU 0. Score tied-0 times. Lead changed-0 times.
Largest lead-WF none, SU by 19 2nd-08:12.
WF led for 00:00. SU led for 39:34. Game was tied for 00:26.
Officials: Bill Covington, Jr., Raymond Styons, Tim Comer
Technical Fouls: none

MISCELLANEOUS STATS

LARGEST LEAD AT ANY TIME: 33 (69-36) at Charlotte (Dec. 5)
LARGEST DEFICIT AT ANY TIME: 31 (51-82) at Louisville (Jan. 27)

LARGEST DEFICIT OVERCOME TO WIN: 10 (27-37) vs. Florida State (Jan. 31)
LARGEST LEAD SURRENDERED IN A LOSS: 14 (25-11) vs. Georgia Southern (Nov. 10)

LARGEST HALFTIME LEAD: 22, twice
LARGEST HALFTIME DEFICIT: 15 (30-45) vs. Virginia Tech (Jan. 10)

LARGEST HALFTIME DEFICIT OVERCOME TO WIN: 6 (33-39) vs. Florida State (Jan. 31)
LARGEST HALFTIME LEAD SURRENDERED IN A LOSS: 6 (46-40) vs. Georgia Southern (Nov. 10)

MOST CONSECUTIVE POINTS SCORED: 15 at NC State (Jan. 18)
MOST CONSECUTIVE POINTS ALLOWED: 15 at Louisville (Jan. 27)

SPECIALTY STATS

POINTS OFF TURNOVERS	WAKE FOREST	OPPONENT
Average	13.7	14.4
High	28 vs. Illinois (Nov. 28)	34 by Duke (Jan. 23)
Low	4, twice	2, twice

2ND CHANCE POINTS	WAKE FOREST	OPPONENT
Average	11.9	10.0
High	22 vs. NC State (Feb. 17)	25 by Georgia Southern (Nov. 10)
Low	0 at North Carolina (Dec. 30)	4 by Pitt (Feb. 21)

POINTS IN THE PAINT	WAKE FOREST	OPPONENT
Average	27.4	26.3
High	54 vs. Army (Dec. 8)	42 by Louisville (Jan. 27)
Low	10 vs. Houston (Nov. 19)	6 by Quinnipiac (Nov. 18)

FAST BREAK POINTS	WAKE FOREST	OPPONENT
Average	6.9	6.3
High	17 vs. NC State (Feb. 17)	19, by Louisville (Jan. 27)
Low	0, 3 times	0, 3 times

BENCH POINTS	WAKE FOREST	OPPONENT
Average	24.8	18.0
High	44 at Charlotte (Dec. 5)	43 by Illinois (Nov. 28)
Low	5 vs. Liberty (Nov. 14)	0, twice

DEMON DEACON GAME LEADERS

POINTS	2017-18	CAREER	REBOUNDS	2017-18	CAREER
Crawford	20	42	Moore	26	27
Woods	5	8	Sarr	2	2
Moore	3	5	Thompson	2	2
Childress	2	2	Woods	1	4
Wilbekin	1	3	Brown	1	1
Brown	1	1	Mitchell	1	1

ASSISTS	2017-18	CAREER	STEALS	2017-18	CAREER
Crawford	20	59	Crawford	17	53
Childress	8	11	Childress	12	21
Wilbekin	3	10	Thompson	7	7
Woods	2	11	Wilbekin	6	30
Brown	2	2	Woods	4	8

BLOCKS	2017-18	CAREER	Woods <th>2017-18</th> <th>CAREER</th>	2017-18	CAREER
Moore	23	44	Moore	4	7
Sarr	8	8	Mitchell	3	3
Brown	3	3	Brown	2	2
Crawford	2	9	Eggleston	1	1
Okeke	2	2	Mitchell	1	1
Eggleston	1	1	Okeke	1	1
Mitchell	1	1	Sarr	1	1
Wilbekin	-	2			

COACHING RECORDS/AWARDS

MOST COACHING WINS

Name	Years	W	L	Pct	Notes
Murray Greason	1934-1957 (23)	288	244	.541	Two ACC Titles, One SoCon Title, Two NCAA Appearances
Dave Odom	1990-2001 (12)	240	132	.645	Two ACC Titles, Eight NCAA Appearances, One NIT title
Carl Tacy	1973-1985 (13)	222	149	.599	Four NCAA Appearances (one NCAA Elite Eight)
Skip Prosser	2002-2007 (6)	126	88	.649	One ACC Regular Season Title, Four NCAA Appearances
Bones McKinney	1958-1965 (8)	122	94	.565	Two ACC Titles, Two NCAA Appearances (one Final Four)

HIGHEST WINNING PERCENTAGE

Name	Years	W	L	Pct	Notes
Phil Utley	1923 (1)	12	5	.706	
Hank Garrity	1924-1925 (2)	33	14	.702	
J.R. Crozier	1906-1917 (12)	95	46	.674	Wake Forest's first head coach
Bill Holding	1920, 1922 (2)	20	10	.667	
Dino Gaudio	2008-2010 (3)	61	31	.664	Two NCAA Appearances

LONGEST TENURES

Name	Years	W	L	Pct	Notes
Murray Greason	1934-1957 (23)	288	244	.541	Two ACC Titles, One SoCon Title, Two NCAA Appearances
Carl Tacy	1973-1985 (13)	222	149	.599	Four NCAA Appearances (one NCAA Elite Eight)
Dave Odom	1990-2001 (12)	240	132	.645	Two ACC Titles, Eight NCAA Appearances, One NIT title
J.R. Crozier	1906-1917 (12)	95	46	.674	Wake Forest's first head coach
Bones McKinney	1958-1965 (8)	122	94	.565	Two ACC Titles, Two NCAA Appearances (one Final Four)

Name	Years	OVERALL RECORD			ACC RECORD		
		W	L	Pct	W	L	Pct
J.R. Crozier (Wake Forest '13)	1906-1917	95	46	.674			
E.T. MacDonnell (Colgate '10)	1918	4	12	.250			
Irving Carlyle (Wake Forest '17)	1919	6	10	.375			
Bill Holding (Wake Forest '16)	1920, 1922	20	10	.667			
J.L. White (Virginia '17)	1921	7	10	.412			
Phil Utley (Wake Forest '15)	1923	12	5	.706			
Hank Garrity (Princeton '22)	1924-25	33	14	.702			
R.S. Hayes (Missouri '24)	1926, 1931	21	17	.553			
James Baldwin (Harvard '21)	1927-1928	28	17	.622			
Pat Miller (Fordham '21)	1929-1930	7	20	.259			
Fred Emmerson (Wake Forest '27)	1932-1933	9	16	.360			
Murray Greason (Wake Forest '26)	1934-1957	288	244	.541	33	21	.611
Horace "Bones" McKinney (North Carolina '46)	1958-1965	122	94	.565	69	43	.616
Jack Murdock (Wake Forest '57)	1966	8	18	.308	4	10	.286
Jack McCloskey (Pennsylvania '47)	1967-1972	70	89	.440	32	50	.390
Carl Tacy (Davis & Elkins '56)	1973-1985	222	149	.599	71	97	.423
Bob Staak (Connecticut '71)	1986-1989	45	69	.395	8	48	.143
Dave Odom (Guilford '65)	1990-2001	240	132	.645	101	87	.537
Skip Prosser (U.S. Merchant Marine '72)	2002-07	126	68	.649	52	44	.542
Dino Gaudio (Ohio '81)	2008-10	61	31	.663	27	21	.563
Jeff Bzdelik (Illinois-Chicago '76)	2011-14	51	76	.402	17	51	.250
Danny Manning (Kansas '91)	2015-present	54	73	.425	20	52	.278
TOTALS	110 Years	1529	1220	.556	434	524	.453

ACC COACH OF THE YEAR



MURRAY GREASON
1956



BONES MCKINNEY
1960, 1961



DAVE ODOM
1991, 1994, 1995



SKIP PROSSER
2003

NCAA TOURNAMENT APPEARANCES

Coach	No.
Dave Odom	8
Skip Prosser	4
Carl Tacy	4
Dino Gaudio	2
Murray Greason	2
Bones McKinney	2
Danny Manning	1

NCAA TOURNAMENT RECORD

Coach	Record
Dave Odom	10-8
Bones McKinney	6-2
Skip Prosser	5-4
Carl Tacy	5-4
Dino Gaudio	1-2
Murray Greason	1-2
Danny Manning	0-1

WAKE FOREST ASSISTANT COACHES (SINCE 1954)

Coach	Years at WFU
Brett Ballard	2015-17
Harold Barrow	1956
Jeff Battle	2002-14
Justin Bauman	2015-19
Charlie Bryant	1958-64
Bob Burton	1978
Jeff Capel	1987-89
Randolph Childress	2013-19
Herb Cline	1982
Walt Corbean	2008-13
Larry Davis	1990-93
Lefty Davis	1965-66
Al DePorter	1957-60
Mark Freidinger	1981-85
Tim Fuller	2005-06
Dino Gaudio	2002-07

Coach	Years at WFU
Frank Haith	1990, 1998-2001
Ed Hall	1977-80
Neil Johnston	1967-72
Jamill Jones	2018
Pat Kelsey	2002-09
Rich Knarr	1980-81
Herb Krusen	1983-85
Rusty LaRue	2010-14
Chris Mack	2002-04
Tom McConnell	1986
Neill McGeachy	1975-76
Bones McKinney	1954-57
Jackie Murdock	1961-65
Mike Muse	2007-09
Ernie Nestor	1980-85, 1994-2001
Jeff Nix	2012-14

Coach	Years at WFU
Walter Noell	1971-73
Dave Odom	1977-79
Billy Packer	1966-70
Mike Parrish	1976-77
Mark Pope	2011
Barry Sanderson	2001
Mark Sandy	1979
Stafford Stephenson	1975
Ricky Stokes	1990-97
Russell Turner	1995-2000
Jerry Wainwright	1986-93
Bobby Watson	1974
Larry Williams	1973-76
Dave Wojcik	2010
Dennis Wolff	1986-89
Steve Woodberry	2015-19

500 REBOUND CLUB




1. DICKIE HEMRIC - 1,802

YEAR	GP	REB	AVG
1952	24	447	18.6
1953	25	416	16.6
1954	28	424	15.1
1955	27	515	19.0
Totals	104	1802	17.3



2. TIM DUNCAN - 1,570

YEAR	GP	REB	AVG
1994	33	317	9.6
1995	32	401	12.5
1996	32	395	12.3
1997	31	457	14.7
Totals	128	1570	12.3




3. LEN CHAPPELL - 1,213

YEAR	GP	REB	AVG
1960	28	350	12.5
1961	28	393	14.0
1962	31	470	15.2
Totals	87	1213	13.9




4. DEVIN THOMAS - 1061

YEAR	GP	REB	AVG
2013	31	234	7.5
2014	33	249	7.5
2015	32	282	8.8
2016	29	296	10.2
Totals	125	1061	8.5



5. ROD GRIFFIN - 947

YEAR	GP	REB	AVG
1975	25	190	7.6
1976	27	242	9.0
1977	26	224	8.6
1978	29	291	10.0
Totals	107	947	8.9



6. ANTHONY TEACHEY - 869

YEAR	GP	REB	AVG
1981	27	94	3.5
1982	30	182	6.1
1983	32	272	8.5
1984	32	321	10.0
Totals	121	869	7.2



7. ERIC WILLIAMS - 858

YEAR	GP	REB	AVG
2003	31	127	4.1
2004	31	175	5.6
2005	33	255	7.7
2006	34	301	8.9
Totals	129	858	6.7



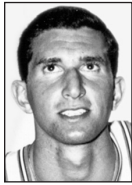
8. GIL MCGREGOR - 850

YEAR	GP	REB	AVG
1969	27	323	12.0
1970	27	285	10.6
1971	26	242	9.3
Totals	80	850	10.6



9. JOSH HOWARD - 836

YEAR	GP	REB	AVG
2000	36	168	4.7
2001	29	171	5.9
2002	31	240	7.7
2003	31	257	8.3
Totals	127	836	6.6




10. RONNY WATTS - 833

YEAR	GP	REB	AVG
1963	26	157	6.0
1964	27	324	12.0
1965	27	352	13.0
Totals	80	833	10.4




11. TRAVIS MCKIE - 816

YEAR	GP	REB	AVG
2011	32	247	7.7
2012	31	216	7.0
2013	31	217	7.0
2014	33	136	4.1
Totals	127	816	6.4



12. DARIUS SONGAILA - 813

YEAR	GP	REB	AVG
1999	31	165	5.3
2000	35	191	5.5
2001	30	181	6.0
2002	34	276	8.1
Totals	130	813	6.3



13. JACK WILLIAMS - 751

YEAR	GP	REB	AVG
1953	29	236	8.1
1956	28	309	11.0
1957	25	206	8.2
Totals	82	751	9.2



14. JAMAAL LEVY - 743

YEAR	GP	REB	AVG
2002	30	61	2.0
2003	31	212	6.8
2004	31	259	8.4
2005	33	211	6.4
Totals	125	743	5.9



15. RAFAEL VIDAURRETA - 727

YEAR	GP	REB	AVG
1998	30	175	5.8
1999	31	225	7.3
2000	36	248	6.9
2001	22	79	3.6
Totals	119	727	6.1

Rk.	Player	Years	Games	Rebounds	Avg.
1.	Dickie Hemric	1952-55	113	1,802	17.3
2.	Tim Duncan	1994-97	128	1,570	12.3
3.	Len Chappell	1960-62	87	1,213	13.9
4.	Devin Thomas	2013-16	125	1,061	8.5
5.	Rod Griffin	1975-78	107	947	8.9
6.	Anthony Teachey	1981-84	121	869	7.2
7.	Eric Williams	2003-06	129	858	6.7
8.	Gil McGregor	1969-71	80	850	10.6
9.	Josh Howard	2000-03	127	836	6.6
10.	Ronny Watts	1963-65	80	833	10.4
11.	Travis McKie	2011-14	127	816	6.4
12.	Darius Songaila	1999-02	130	813	6.3
13.	Jack Williams	1953-57	82	751	9.2
14.	Jamaal Levy	2002-05	125	743	5.9
15.	Rafael Vidaurreta	1998-01	119	727	6.1
16.	Rodney Rogers	1991-93	89	705	7.9
17.	Guy Morgan	1979-82	113	703	6.2
18.	Sam Ivy	1987-90	111	695	6.3
19.	Chris King	1989-92	113	690	6.1
20.	Dave Budd	1958-60	75	682	9.1
21.	Josh Shoemaker	1998-01	126	667	5.3
22.	Alvis Rogers	1979-83	114	656	5.8
23.	Vytas Danelius	2002-05	123	631	5.1
	Larry Harrison	1976-79	109	631	5.8
25.	Lefty Davis	1953-56	99	618	6.2
26.	Frank Christie	1962-64	84	600	7.1
27.	Chas McFarland	2007-10	107	594	5.6
28.	Al-Farouq Aminu	2009-10	62	585	9.4
29.	Trelonnie Owens	1991-94	115	581	5.1
30.	Jim Johnstone	1979-82	111	573	5.2

	Years	Games	Rebounds	Avg.	
31.	Kenny Green	1983-85	84	554	6.6
32.	Jim Gilley	1955-57	80	543	6.8
33.	Bob Leonard	1964-66	80	514	6.4
34.	Bob Woolard	1961-63	76	508	6.7
35.	James Johnson	2008-09	61	508	8.3
36.	Kyle Visser	2004-07	127	500	3.9

MOST PLAYERS WITH 10 OR MORE REBOUNDS IN A GAME

No.	Opponent	Site	Date
3	Baylor	N	Nov. 30, 2008
3	Temple	H	Dec. 1, 2002
3	(23) Florida St. (ot)	H	Jan. 9, 1993
3	Marquette (ot)	A	Dec. 12, 1981
3	Davidson	H	Feb. 15, 1978
3	Clemson	N ^{ACC}	March 4, 1976
3	Duquesne	H	Dec. 17, 1965
3	(6) Duke	H	Feb. 13, 1965
3	Virginia	H	Jan. 13, 1964
3	Clemson	H	Jan. 4, 1964
3	Princeton	N	Dec. 20, 1963
3	Marquette	H	Dec. 14, 1963
3	St. Joseph's	H	Dec. 11, 1962
3	St. Joseph's (ot)	N ^{NCAA}	March 16, 1962
3	Virginia Tech	H	Jan. 28, 1961
3	Virginia	H	Jan. 7, 1961
3	Virginia	A	Dec. 16, 1960
3	George Washington	H	Dec. 1, 1956
3	Minnesota	N ^{DC}	Dec. 29, 1955

LARGEST MARGINS

LARGEST MARGIN OF VICTORY

Table with columns: Margin, Opponent, Site, Date. Lists largest margin of victory for Wake Forest basketball from 1907 to 2005, including categories for Division I opponents, ranked teams, current ACC opponents, at home, and ACC games in LJVJ Coliseum.

Table with columns: Margin, Opponent, Site, Date. Lists largest margin of defeat for Wake Forest basketball from 1907 to 2005, including categories for non-conference games in LJVJ Coliseum, ACC tournament, NCAA tournament, Greensboro, and unranked teams.


Table with columns: Margin, Opponent, Site, Date. Lists largest margin of defeat for Wake Forest basketball from 1907 to 2005, including categories for at home in the ACC, non-conference games in LJVJ Coliseum, ACC tournament, NCAA tournament, Greensboro, and ranked teams.

DEMON DEACON HOME COURTS



GORE GYMNASIUM (1935-1956)

Wake Forest traces its modern basketball history to Gore Gymnasium on the original campus in Wake Forest, N.C. Opened prior to the 1935-36 season, the facility had a seating capacity of only 2,200, but it was generally a highly partisan crowd made up of Wake Forest students and faculty. Only 600 tickets per game were sold to the general public, giving the Deacons an overwhelming homecourt advantage. Portable bleachers were erected for each home game in the gym, which also included the administrative offices for the athletics director and basketball coaching staff.



MEMORIAL COLISEUM (1956-89)

Wake Forest moved its entire home basketball schedule to the Memorial Coliseum in Winston-Salem for the 1956-57 season, although the team did play two games in the facility one year earlier. The historic building was not popular with Deacon followers in its final years, but no one could argue with the success Wake Forest teams had here. The Demon Deacons won 250 games in Memorial Coliseum and lost only 94 for an impressive 72.7 winning percentage. The Coliseum, which has been leveled and replaced by a parking lot adjacent to LJV Coliseum, had a capacity of 8,200.



GREENSBORO COLISEUM (1959-89)

During the 1980s, Wake Forest also played many of its ACC contests and major non-conference dates in the Greensboro Coliseum. The Deacons first moved their seven ACC games to Greensboro for the 1981-82 season; but they had played in the facility nearly every year since it opened in 1959. They continued to make regular appearances there until the opening of the LJV Coliseum. Wake Forest's first-ever game in the facility was on Jan. 9, 1960, when it dropped a 62-59 decision to North Carolina. An expanded and refurbished Greensboro Coliseum continued to be good to Wake Forest as evidenced by its back-to-back ACC titles in 1995 and 1996.



LJV Coliseum (1989-PRESENT)

Wake Forest basketball has called the Lawrence Joel Veterans Memorial Coliseum home for over 25 years. The arena seats 14,665 fans and has hosted four NCAA Tournament events (1993, 1997, 2000, 2007).

The Demon Deacon men's and women's teams have combined to win over 400 games at the venue since its opening prior to the 1989-90 season. A number of notable Deacons have roamed the Joel over the years, including NBA stars Tim Duncan and Chris Paul. The LJV Coliseum has also been the collegiate home of future NBA players Al-Farouq Aminu, Randolph Childress, John Collins, Josh Howard, James Johnson, Rodney Rogers, Ishmael Smith, Darius Songaila and Jeff Teague. Hanging from the rafters of the Joel Coliseum are a number of championship banners, as well as 11 retired jersey numbers from the Wake Forest men's basketball program.

The facility is named after Lawrence Joel, the only Winston-Salem native awarded the Congressional Medal of Honor. Also honored are nearly 500 Forsyth County veterans who gave their lives for their country in World War I, World War II, Korea, Vietnam, Grenada and the Persian Gulf. Wake Forest purchased the venue, which sits on the corner of University Parkway and Deacon Boulevard, and the surrounding 33 acres from the City of Winston-Salem in August of 2013 and began renovations on the building shortly thereafter.

ACC TOURNAMENT RECORDS

TEAM / GAME

Table listing team and game records such as Most Points, Most Pts./Two Teams, Fewest Points, Most FG Attempts, etc.

OPPONENT / GAME

Table listing opponent and game records such as Most Points, Fewest Points, Most Points/Half, Rebound Margin, etc.

INDIVIDUAL / GAME

Table listing individual player game records such as Most Points, Most FG Att., Highest FG Pct., etc.

INDIVIDUAL / TOURNAMENT (Min. 2 GP)

Table listing individual player tournament records such as Most Points, Highest Scoring Avg., Most Field Goals, etc.

INDIVIDUAL / CAREER

Table listing individual player career records such as Most Games Played, Most Games Started, Most Games Won, etc.

OPPONENT / INDIVIDUAL

Table listing opponent and individual records such as Most Points, Most Rebounds, etc.

TEAM / TOURNAMENT

Table listing team and tournament records such as Most Points, Highest Scoring Average, Most Field Goals, etc.

1961 ACC CHAMPIONS



The Atlantic Coast Conference was in its eighth year and Wake Forest was still searching for its first league championship. The efforts of Murray Greason, the all-time winningest coach in Demon Deacon basketball history, were not enough in the 1950s.

Greason turned the coaching reins over to his assistant Bones McKinney prior to the 1957-58 season and McKinney guided the Deacs to a Dixie Classic title two years later. Yet in the championship contest of that season's ACC Tournament (1960), Wake Forest fell to Duke, 63-59.

Many of the leading characters from the 1960 club returned the next year, though, and expectations were high for a return to the tourney's final day.

Wake Forest enjoyed another good regular season, compiling a 15-10 record against an extremely difficult schedule. The Deacons finished second in the '61 ACC race with an 11-3 mark, one game behind North Carolina, which won 12 of its 14 league outings.

The Tar Heels would not be a factor in the Tournament, though. They were serving an NCAA probation and did not participate. That left seven member schools and gave Wake Forest the number-one seed, which in that year was especially beneficial since it included a first-round bye and guaranteed the Deacons a free ticket to the semifinals.

In the semifinal round, Wake met Maryland, an opponent it had defeated by 12 and nine points during the regular season. The third meeting would be no different; in fact, the Deacs would dominate the Terrapins and win going away, 98-76, behind the outstanding play of Len Chappell.

Chappell scored 34 points, hitting 10-of-16 field goal attempts and 14-of-17 free throws, and grabbed a game-high 16 rebounds. Dave Wiedeman contributed 20 points and nine rebounds.

The championship game figured to be much more challenging. Wake Forest would have to beat its 1960 nemesis Duke in order to claim the crown and the two teams had split their two meetings earlier in the year.

But this time the Deacons were not to be denied. They broke open an early 13-13 tie with six straight points and led by nine, 42-33, at halftime. The lead would grow to as many as 20 in the second half and Wake eventually recorded its first ACC championship by a 96-81 margin over the Blue Devils.

"Everybody was in the flow, and in the second half we got away from them pretty good," McKinney recalled later. "We just felt like we knew we were going to win that game."

Actually the most distressing time of the entire championship experience in 1961 came at halftime of the title contest. A fired-up group of Deacons burst out of their locker room in NC State's Reynolds Coliseum only to see team co-captain Alley Hart knocked into a glass water cooler located near the dressing room door. The cooler broke and a piece of glass cut Hart's hand.

Hart obviously was not his usual effective self, scoring only six points. Chappell, though, displayed his ACC Player of the Year form for the second straight day, scoring 33 points and collecting 14 rebounds to lead all players in both categories.

Billy Packer, Hart's running mate in the Deacon backcourt, scored 16 points, while bruising forward Bill Hull achieved a double-double with 12 points and 12 rebounds.

Back on the Wake Forest campus in Winston-Salem, the student body celebrated with a vigor worthy of the accomplishment. One ambitious celebrant even scaled the front of Wait Chapel and covered the word "Wait" with a sign of his own, "Len."

Chappell was named the Tournament's Most Valuable Player and was joined on the all-tournament first team by Packer. Wiedeman was named to the all-tournament second team.

WAKE FOREST 98
MARYLAND 76

SEMIFINAL
March 3, 1961
Reynolds Coliseum
Raleigh, NC

WAKE FOREST	fg	ft	reb	pf	TP	a	mp
10 Hart*	4-13	0-0	0	4	8	1	20
21 Hull*	3-5	2-5	6	1	8	1	32
30 McCoy*	0-4	0-0	5	2	0	0	10
34 Packer*	7-14	2-2	5	1	16	2	32
50 Chappell*	10-16	14-17	16	3	34	2	33
44 Wiedeman	10-14	0-0	9	4	20	1	29
52 Koehler	5-9	0-0	5	3	10	0	22
12 Woollard	0-0	0-0	1	0	0	0	8
14 Zawacki	1-3	0-0	1	0	2	0	5
25 Fennell	0-1	0-0	2	0	0	0	3
40 Steele	0-1	0-0	0	0	0	0	3
22 Caldwell	0-1	0-0	0	1	0	0	3
TEAM			9				
Totals.....	40-81	18-24	59	19	98	7	200
MARYLAND	fg	ft	reb	pf	TP	a	mp
20 Eicher*	5-14	4-4	5	3	14	1	26
22 Stasiulatis*	4-12	12-12	5	1	20	4	32
32 Jelus*	5-9	0-0	3	1	10	2	33
45 McDonald*	3-12	1-1	8	3	7	0	40
55 Wilson*	1-5	3-4	5	5	5	1	19
42 Marshall	3-7	1-1	4	3	7	1	21
33 Kelleher	3-6	1-1	0	1	7	0	9
52 Nofsinger	1-3	1-3	2	0	3	0	12
35 Carpenter	1-4	1-2	3	0	3	0	7
40 Schroeder	0-0	0-0	1	0	0	1	1
TEAM			2				
Totals.....	26-72	24-28	38	16	76	11	200
	1st	2nd	Total		FG%	FT%	
Wake Forest	44	54	98		49.4	75.0	
Maryland	27	49	76		36.1	85.7	

WAKE FOREST 96
DUKE 81

FINAL
March 4, 1961
Reynolds Coliseum
Raleigh, NC

WAKE FOREST	fg	ft	reb	pf	TP	a	mp
10 Hart*	3-6	0-0	2	0	6	0	21
21 Hull*	5-8	2-5	12	4	12	1	33
34 Packer*	7-12	2-2	1	3	16	4	37
50 Chappell*	13-20	7-8	14	4	33	0	33
52 Koehler*	3-8	3-3	5	4	9	2	16
44 Wiedeman	4-10	3-5	3	1	11	5	31
30 McCoy*	1-3	3-3	3	3	5	0	12
12 Woollard	1-2	2-4	1	4	4	0	7
25 Fennell	0-0	0-0	0	3	0	0	7
40 Steele	0-0	0-0	1	1	0	0	1
22 Caldwell	0-1	0-1	0	1	0	0	1
14 Zawacki	0-1	0-0	0	0	0	0	1
TEAM			11				
Totals.....	37-71	22-31	53	28	96	12	200
DUKE	fg	ft	reb	pf	TP	a	mp
10 Hurt*	1-7	2-4	1	2	4	5	36
23 Youngkin*	7-16	3-6	14	2	17	0	39
25 Heyman*	10-19	6-11	10	5	26	0	39
30 Frye*	8-17	5-6	3	2	21	2	39
41 Kistler*	1-3	0-6	7	5	2	1	25
35 Mewhort	0-2	4-4	3	3	4	0	11
24 Cantwell	1-3	0-0	1	2	2	0	4
11 Schmitt	0-1	1-2	0	0	1	0	5
31 Albright	0-0	2-2	1	0	2	0	1
40 Beal	1-3	0-0	1	0	2	1	1
TEAM			9				
Totals.....	29-71	23-41	50	21	81	9	200
	1st	2nd	Total		FG%	FT%	
Wake Forest	42	54	96		52.1	71.0	
Duke	33	48	81		40.8	56.1	

NCAA TOURNAMENT HISTORY

NCAA TOURNAMENT RESULTS • 23 Appearances • 28-23 All-Time • 1 Final Four (1962)

Year	Date	Region	Round	Site	Opponent	Result
1939	Mar. 17	National	Quarterfinals	Philadelphia, PA	Ohio State	L, 52-64
1953	Mar. 13	East	Semifinals	Raleigh, NC	Holy Cross	L, 71-79
	Mar. 14	East	Consolation	Raleigh, NC	Lebanon Valley	W, 91-71
1961	Mar. 14	East	First Round	New York, NY	St. John's	W, 97-74
	Mar. 17	East	Semifinals	Charlotte, NC	St. Bonaventure	W, 78-73
	Mar. 18	East	Finals	Charlotte, NC	St. Joseph's	L, 86-95
1962	Mar. 12	East	First Round	Philadelphia, PA	Yale	W, 92-82 (ot)
	Mar. 16	East	Semifinals	College Park, MD	St. Joseph's	W, 96-85 (ot)
	Mar. 17	East	Finals	College Park, MD	Villanova	W, 79-69
	Mar. 23	National	Semifinals	Louisville, KY	Ohio State	L, 68-84
	Mar. 24	National	Third Place	Louisville, KY	UCLA	W, 82-80
1977	Mar. 12	Midwest	First Round	Norman, OK	Arkansas	W, 86-80
	Mar. 17	Midwest	Semifinals	Oklahoma City, OK	Southern Illinois	W, 86-81
	Mar. 19	Midwest	Finals	Oklahoma City, OK	Marquette	L, 68-82
1981	Mar. 15	Midwest	Second Round	Tuscaloosa, AL	Boston College ⁵	L, 64-67
1982	Mar. 11	East	First Round	Charlotte, NC	Old Dominion ¹⁰	W, 74-57
	Mar. 13	East	Second Round	Charlotte, NC	Memphis State ²	L, 55-56
1984	Mar. 18	Midwest	Second Round	Lincoln, NE	Kansas ⁵	W, 69-59
	Mar. 23	Midwest	Semifinals	St. Louis, MO	DePaul ¹	W, 73-71 (ot)
	Mar. 25	Midwest	Finals	St. Louis, MO	Houston ²	L, 63-68
1991	Mar. 15	Southeast	First Round	Atlanta, GA	Louisiana Tech ¹²	W, 71-65
	Mar. 17	Southeast	Second Round	Atlanta, GA	Alabama ⁴	L, 88-96
1992	Mar. 20	West	First Round	Tempe, AZ	Louisville ⁸	L, 58-81
1993	Mar. 19	Southeast	First Round	Nashville, TN	Chattanooga ¹²	W, 81-58
	Mar. 21	Southeast	Second Round	Nashville, TN	Iowa ⁴	W, 84-78
	Mar. 25	Southeast	Semifinals	Charlotte, NC	Kentucky ¹	L, 69-103
1994	Mar. 17	Southeast	First Round	Lexington, KY	Charleston ¹²	W, 68-58
	Mar. 19	Southeast	Second Round	Lexington, KY	Kansas ⁴	L, 58-69
1995	Mar. 16	East	First Round	Baltimore, MD	N. Carolina A&T ¹⁶	W, 79-47
	Mar. 18	East	Second Round	Baltimore, MD	Saint Louis ⁹	W, 64-59
	Mar. 24	East	Semifinals	East Rutherford, NJ	Oklahoma State ⁴	L, 66-71
1996	Mar. 15	Midwest	First Round	Milwaukee, WI	NE Louisiana ¹⁵	W, 62-50
	Mar. 17	Midwest	Second Round	Milwaukee, WI	Texas ¹⁰	W, 65-62
	Mar. 21	Midwest	Semifinals	Minneapolis, MN	Louisville ⁶	W, 60-59
	Mar. 23	Midwest	Finals	Minneapolis, MN	Kentucky ¹	L, 63-83
1997	Mar. 14	West	First Round	Tucson, AZ	St. Mary's ¹⁴	W, 68-46
	Mar. 16	West	Second Round	Tucson, AZ	Stanford ⁶	L, 66-72
2001	Mar. 16	Midwest	First Round	Kansas City, MO	Butler ¹⁰	L, 63-79
2002	Mar. 14	Midwest	First Round	Sacramento, CA	Pepperdine ¹⁰	W, 83-74
	Mar. 16	Midwest	Second Round	Sacramento, CA	Oregon ²	L, 87-92
2003	Mar. 21	East	First Round	Tampa, FL	East Tennessee State ¹⁵	W, 76-73
	Mar. 23	East	Second Round	Tampa, FL	Auburn ¹⁰	L, 62-68
2004	Mar. 18	East Rutherford	First Round	Raleigh, NC	Virginia Commonwealth ¹³	W, 79-78
	Mar. 20	East Rutherford	Second Round	Raleigh, NC	Manhattan ¹²	W, 84-80
	Mar. 25	East Rutherford	Semifinals	East Rutherford, NJ	St. Joseph's ¹	L, 80-84
2005	Mar. 17	Albuquerque	First Round	Cleveland, OH	Chattanooga ¹⁵	W, 70-54
	Mar. 19	Albuquerque	Second Round	Cleveland, OH	West Virginia ⁷	L, 105-111 (2ot)
2009	Mar. 20	Midwest	First Round	Miami, FL	Cleveland State ¹³	L, 69-84
2010	Mar. 18	East	First Round	New Orleans, LA	Texas ⁸	W, 81-80 (ot)
	Mar. 20	East	Second Round	New Orleans, LA	Kentucky ¹	L, 60-90
2017	Mar. 14	South	First Four	Dayton, Ohio	Kansas State ¹¹	L, 88-95

NIT RESULTS • 6 Appearances • 10-5 All-Time • 1 Championship (2000)

Year	Date	Round	Site	Opponent	Result
1983	Mar. 17	Rd. 32	Murray, KY	Murray State	W, 87-70
	Mar. 21	Rd. 16	Nashville, TN	Vanderbilt	W, 75-68
	Mar. 24	Quarterfinal	Greensboro, NC	South Carolina	W, 78-61
	Mar. 28	Semifinal	New York, NY	Fresno State	L, 62-86
1985	Mar. 14	Rd. 32	Tampa, FL	South Florida	L, 66-77
1998	Mar. 12	Rd. 32	Winston-Salem, NC	UNC Wilmington	W, 56-52
	Mar. 17	Rd. 16	Winston-Salem, NC	Vanderbilt	L, 68-72
1999	Mar. 10	Rd. 32	Winston-Salem, NC	Alabama	W, 73-57
	Mar. 15	Rd. 16	Cincinnati, OH	Xavier	L, 76-87
2000	Mar. 14	Rd. 32	Nashville, TN	Vanderbilt	W, 83-68
	Mar. 21	Rd. 16	Winston-Salem, NC	New Mexico	W, 72-65
	Mar. 24	Quarterfinal	Greensboro, NC	California	W, 76-59
	Mar. 28	Semifinal	New York, NY	NC State	W, 62-59 (ot)
	Mar. 30	Final	New York, NY	Notre Dame	W, 71-61
2006	Mar. 15	Rd. 32	Minneapolis, MN	Minneapolis	L, 58-73

NCAA TOURNAMENT APPEARANCES

NCAA TOURNAMENT APPEARANCES (23)					
1939	1977	1991	1995	2002	
1953	1981	1992	1996	2003	
1961	1982	1993	1997	2004	
1962	1984	1994	2001	2005	
2009	2010	2017			

FINAL FOURS (1)

1962

TOURNAMENT RECORD BY ROUND

First Four	0-1
Round of 64	12-2
Round of 32	8-10
Regional Semis	5-4
Regional Finals	1-5
National Semis	0-1
Consolation games	2-0

ALL-TIME

POSTSEASON RESULTS

NCAA	28-23
NIT	10-5
Total	38-28

VS. OPPONENTS /NCAA TOURNAMENT

Alabama	0-1
Arkansas	1-0
Auburn	0-1
Boston College	0-1
Butler	0-1
Charleston	1-0
Chattanooga	2-0
Cleveland State	0-1
DePaul	1-0
East Tennessee State	1-0
Holy Cross	0-1
Houston	0-1
Iowa	1-0
Kansas	1-1
Kansas State	0-1
Kentucky	0-3
Lebanon Valley	1-0
Louisiana Tech	1-0
Louisville	1-1
Manhattan	1-0
Marquette	0-1
Memphis	0-1
North Carolina A&T	1-0
NE Louisiana	1-0
Ohio State	0-2
Oklahoma State	0-1
Old Dominion	1-0
Oregon	0-1
Pepperdine	1-0
Saint Louis	1-0
St. Bonaventure	1-0
St. John's	1-0
St. Joseph's	1-2
St. Mary's	1-0
Southern Illinois	1-0
Stanford	0-1
Texas	2-0
UCLA	1-0
Villanova	1-0
Virginia Commonwealth	1-0
West Virginia	0-1
Yale	1-0

PLAYED IN FOUR NCAA TOURNAMENTS

Tim Duncan (1994, 1995, 1996, 1997)

Randolph Childress (1991, 1993, 1994, 1995)

Rusty LaRue (1993, 1994, 1995, 1996)

Trelonnie Owens (1991, 1992, 1993, 1994)

Vytas Danelius (2002, 2003, 2004, 2005)

NCAA TOURNAMENT RECORDS

TEAM / GAME

Most Points	105 (105-111 Zot) vs. West Virginia, at Cleveland, March 19, 2005
Fewest Points	55 (55-56) vs. Memphis, at Charlotte, March 13, 1982
Most Points/Half	61 (2nd) vs. St. John's, at New York, March 14, 1961
Fewest Points/Half	10 (1st) vs. Butler, at Kansas City, March 16, 2001
Most Field Goals	38 vs. Alabama, at Atlanta, March 17, 1991
Fewest Field Goals	17 vs. Kentucky, at Minneapolis, March 23, 1996
Most FG Att.	74 vs. St. John's, at New York, March 14, 1961
Fewest FG Att.	40, Two times
Highest FG Pct.	.625 (30-48) vs. Iowa, at Nashville, March 21, 1993
Lowest FG Pct.	.319 (23-72) vs. Holy Cross, at Raleigh, March 13, 1953
Most 3-Pt. FG	11 vs. Oregon, at Sacramento, March 16, 2002
Fewest 3-Pt. FG	2, vs. Kentucky, at New Orleans, March 20, 2010
Most 3-Pt. Att.	28, Two times
Fewest 3-Pt. Att.	10, Three times
Highest 3-Pt. FG%	.579 (11-19) vs. Oregon, at Sacramento, March 16, 2002
Lowest 3-Pt. FG%	.133 (2-15) vs. Kentucky, at New Orleans, March 20, 2010
Highest FG%/Half	.700 (2nd) (14-20) vs. Old Dominion, at Charlotte, March 11, 1982
Lowest FG%/Half	.120 (1st) vs. Butler, at Kansas City, March 16, 2001
Most Free Throws	29 vs. Kansas State, at Dayton, March 14, 2017
Fewest Free Throws	7 vs. Houston, at St. Louis, March 25, 1984
Most FT Att.	40 vs. St. John's, at New York, March 14, 1961
Fewest FT Att.	8 vs. Houston, at St. Louis, March 25, 1984
Highest FT Pct.	.906 (29-32) vs. Kansas State, at Dayton, March 14, 2017
Lowest FT Pct.	.563 (18-32) vs. Louisiana Tech, at Atlanta, March 15, 1991
Most Rebounds	61 vs. St. John's, at New York, March 14, 1961
Fewest Rebounds	15 vs. Memphis, at Charlotte, March 13, 1982
Highest Reb. Marg.	+25 (59-34) vs. Texas, at New Orleans, March 18, 2010
Lowest Reb. Marg.	-20 (35-55) vs. UCLA, at Louisville, March 24, 1962
Most Assists	27 vs. Alabama, at Atlanta, March 17, 1991
Fewest Assists	4 vs. Boston College, at Tuscaloosa, March 15, 1981
Most Turnovers	22 vs. Boston College, at Tuscaloosa, March 15, 1981
Fewest Turnovers	8 vs. Houston, at St. Louis, March 25, 1984
Most Blocked Shots	13, vs. Cleveland State, at Miami, March 20, 2009
Fewest Blocked Shots	0, Three times
Most Steals	14 vs. Arkansas, at Norman, March 12, 1977
Fewest Steals	2 vs. Saint Louis, at Baltimore, March 18, 1995
Most Personal Fouls	28, Two times
Fewest Personal Fouls	6 vs. Saint Louis, at Baltimore, March 18, 1995
Most DQs	3 vs. West Virginia, at Cleveland, March 19, 2005
Victory Margin	32 (79-47) vs. N. Carolina A&T, at Baltimore, March 16, 1995
Defeat Margin	34 (69-103) vs. Kentucky, at Charlotte, March 25, 1993
Most Pts./Two Teams	216 (105-111 Zot) vs. West Virginia, at Cleveland, March 19, 2005
Fewest Pts./Two Teams	111 (55-56) vs. Memphis, at Charlotte, March 13, 1982

OPPONENT / GAME

Most Points	111 (111-105 Zot) by West Virginia, at Cleveland, March 19, 2005
Fewest Points	46 (46-68) by St. Mary's, at Tucson, March 14, 1997
Most Points/Half	60 (1st) by Kentucky, at Charlotte, March 25, 1993
Fewest Points/Half	17 (1st) by N. Carolina A&T, at Baltimore, March 16, 1995
Most Field Goals	39 by Kentucky, at Charlotte, March 25, 1993
Fewest Field Goals	17, Two times
Fewest FG Att.	38 by Memphis, at Charlotte, March 13, 1982
Highest FG Pct.	.680 (34-50) by Arkansas, at Norman, March 12, 1977
Lowest FG Pct.	.309, Two times
Highest FG%/Half	.727 (2nd) (16-22) by Arkansas, at Norman, March 12, 1977
Lowest FG%/Half	.217 (1st) by N. Carolina A&T, at Baltimore, March 16, 1995
Most 3-Pt. FG	16 by Kentucky, at Charlotte, March 25, 1993
Fewest 3-Pt. FG	1 by NE Louisiana, at Milwaukee, March 15, 1996
Most 3-Pt. Att.	39 by Saint Louis, at Baltimore, March 18, 1995
Fewest 3-Pt. Att.	8 by Stanford, at Tucson, March 16, 1997
Highest 3-Pt. FG%	.667 (16-24) by Kentucky, at Charlotte, March 25, 1993
Lowest 3-Pt. FG%	.100 (1-10) by NE Louisiana, at Milwaukee, March 15, 1996
Most Free Throws	30 by West Virginia (2 ot), at Cleveland, March 19, 2005
Fewest Free Throws	1 by Kansas, at Lincoln, March 18, 1984
Most FT Att.	39 by West Virginia (2 ot), at Cleveland, March 19, 2005
Fewest FT Att.	2 by Kansas, at Lincoln, March 18, 1984
Highest FT Pct.	.917 (22-24) by Oregon, at Sacramento, March 16, 2002
Lowest FT Pct.	.412 (7-17) by Kentucky, at New Orleans, March 20, 2010
Most Rebounds	55 by UCLA, at Louisville, March 24, 1962
Fewest Rebounds	20, Two times
Most Assists	24 by Alabama, at Atlanta, March 15, 1991
Fewest Assists	5 by Marquette, at Oklahoma City, March 19, 1977
Most Turnovers	23 by Arkansas, at Norman, March 12, 1977
Fewest Turnovers	3 by Saint Louis, at Baltimore, March 18, 1995
Most Blocked Shots	7 by Louisiana Tech, at Atlanta, March 15, 1991
Most Steals	13 by Boston College, at Tuscaloosa, March 15, 1981
Most Personal Fouls	27 by Old Dominion, at Charlotte, March 11, 1982

INDIVIDUAL / GAME

Most Points	34, Len Chappell vs. St. Joseph's (ot), at College Park, March 16, 1962
Most FG Att.	33, Rodney Rogers vs. Iowa, at Nashville, March 19, 1993
Most Points/Half	32, Len Chappell vs. St. Joseph's, at Charlotte, March 18, 1961
Most FG Att.	31, Len Chappell vs. St. John's, at New York, March 14, 1961
Most Points/Half	20, Four times
Most Field Goals	13, Chris King vs. Alabama, at Atlanta, March 17, 1991
Most FG Att.	24, Len Chappell vs. Ohio State, at Louisville, March 23, 1962
Highest FG Pct.	100.0 (6-6), Tommy McCoy vs. St. Joseph's at Charlotte, March 18, 1961
<i>(Minimum 10 Att.)</i>	.750 (9-12), Tim Duncan vs. Saint Louis, at Baltimore, March 18, 1995
Most 3-Pt. FG	6, Taron Downey vs. West Virginia (Zot), at Cleveland, March 19, 2005
Most 3-Pt. Att.	13, Taron Downey vs. West Virginia (Zot), at Cleveland, March 19, 2005
Highest 3-Pt. FG%	.800 (4-5), James Johnson vs. Cleveland State, at Miami, March 20, 2009
	.800 (4-5), Austin Ariens vs. Kansas State, at Dayton, March 14, 2017
Most Free Throws	16, Len Chappell vs. St. Joseph's (ot), at College Park, March 16, 1962
Most FT Att.	20, Len Chappell vs. St. Joseph's (ot), at College Park, March 16, 1962
Highest FT Pct.	100.0 (9-9), Bryant Crawford vs. Kansas State, at Dayton, March 14, 2017
Most Rebounds	22, Tim Duncan vs. St. Mary's, at Tucson, March 14, 1997
	22, Tim Duncan vs. Oklahoma State, at East Rutherford, March 24, 1995
Most Offensive Rebs.	8, Jamaal Levy vs. East Tennessee State, at Tampa, March 21, 2003
Most Defensive Rebs.	17, Tim Duncan vs. St. Mary's, at Tucson, March 14, 1997
Most Assists	10, Bryant Crawford vs. Kansas State, at Dayton, March 14, 2017
Most Blocked Shots	8, Tim Duncan vs. Oklahoma State, at East Rutherford, March 24, 1995
	8, Tim Duncan vs. Charleston, at Lexington, March 17, 1994
Most Steals	6, Jerry Schellenberg vs. Arkansas, at Norman, March 12, 1977
Most Turnovers	8, Randolph Childress vs. Kansas, at Lexington, March 19, 1994
Most Minutes Played	45, Three times

INDIVIDUAL / TOURNAMENT (Min. 2 GP)

Most Points	134 (5 g), Len Chappell, 1962
Highest Scoring Avg.	29.0 (3 g), Len Chappell, 1961
	29.0 (2 g), Dickie Hemric, 1953
Most Field Goals	45 (5 g), Len Chappell, 1962
Most FG Attempts	90 (5 g), Len Chappell, 1962
Highest FG Pct.	.786 (11-14/2 games), Mike Helms, 1982
Most 3-Pt. FG	11 (4 g), Rusty LaRue, 1996
Most 3-Pt. Att.	24 (3 g), Randolph Childress, 1995
	24 (3 g), Justin Gray, 2004
Highest 3-Pt. FG%	.727 (8-11/4 g), Ricky Peral, 1996
Most Free Throws	44 (5 g), Len Chappell, 1962
Most FT Attempts	62 (5 g), Len Chappell, 1962
Highest FT%	100.0 (10-10/2 g), Josh Howard, 2003
Most Rebounds	86 (5 g), Len Chappell, 1962
Highest Rebound Avg.	21.0 (2 g), Tim Duncan, 1997
Most Assists	21 (3 g), Chris Paul, 2004
Most Turnovers	16 (4 g), Tim Duncan, 1996
Most Blocked Shots	16 (3 g), Tim Duncan, 1995
Most Steals	9 (3 g), Jerry Schellenberg, 1977
Most Personal Fouls	21 (5 g), Len Chappell, 1962
Most DQs	3 (5 g), Len Chappell, 1962
Most Minutes Played	143 (4 g), Rusty LaRue, 1996

INDIVIDUAL / CAREER

Most Games Played	11, Tim Duncan, 1994-95-96-97
Most Games Started	11, Tim Duncan, 1994-95-96-97
Most Games Won	7, Tim Duncan, 1994-95-96-97
Most Points	221 (8 g), Len Chappell, 1961-62
Highest Scoring Avg.	29.0 (2 g), Dickie Hemric, 1953
Most Field Goals	72 (8 g), Len Chappell, 1961-62
Most FG Attempts	149 (8 g), Len Chappell, 1961-62
Highest FG Pct.	.667 (24-36/3 g), Rod Griffin, 1977
	.667 (14-21/3 g), Mike Helms, 1981-82
Most 3-Pt. FG	25 (9 g), Taron Downey, 2002-03-04-05
Most 3-Pt. Att.	63 (10 g), R. Childress, 1991-93-94-95
Highest 3-Point FG%	.529 (9-17/9 g), Ricky Peral, 1995-96-97
Most Free Throws	77 (8 g), Len Chappell, 1961-62
Most FT Attempts	105 (8 g), Len Chappell, 1961-62
Highest FT Pct.	.870 (47-54/10 g), R. Childress, 1991-95
Most Rebounds	165 (11 g), Tim Duncan, 1994-95-96-97
Highest Rebound Avg.	17.5 (2 g), Dickie Hemric, 1953
Most Assists	49 (10 g), R. Childress, 1991-93-94-95
Most Turnovers	40 (11 g), Tim Duncan, 1994-95-96-97
Most Blocked Shots	46 (11 g), Tim Duncan, 1994-95-96-97
Most Steals	13 (10 g), R. Childress, 1991-93-94-95
Most Personal Fouls	32 (8 g), Len Chappell, 1961-62
Most DQs	4 (9 g), Ricky Peral, 1995-96-97
Most Minutes Played	387 (11 g), Tim Duncan, 1994-95-96-97

NCAA TOURNAMENT HISTORY

OS 64 WF 52

Quarterfinal • Philadelphia, Pa. (The Palestra)

1939 - QUARTERFINALS

Wake Forest was one of eight teams invited to the very first NCAA Tournament in 1939. The Southern Conference champion Deacons were paired with Ohio State in the first round in Philadelphia.

Ohio State overcame a 29-23 halftime deficit to beat the Deacons, 64-52 in front of a crowd of 3,500 at The Palestra. The 116 combined points was then a Palestra single-game record.

With the score tied 39-39, Wake's top offensive threat, Jim Waller, fouled out. The Buckeyes went on to outscore the Deacons 25-13 the rest of the way.

H 79 WF 71

Regional Semifinal • Raleigh, N.C. (Reynolds Coliseum)


WF 91 LC 71

Consolation • Raleigh, N.C. (Reynolds Coliseum)

1953 - REGIONAL SEMIFINALS

After receiving a first-round bye, Wake Forest fell to Holy Cross, 79-71, in the 1953 East Regional semifinals in Raleigh.

The Deacons lost despite huge games from sophomore Dickie Hemric (29 points, 17 rebounds) and Jack Williams (19 points, 14 rebounds). The next night (March 14, 1953) Wake Forest beat Lebanon Valley, 91-71, in a consolation game.



WF 97 SJU 74

First Round • New York, N.Y. (Madison Square Garden)

WF 78 SJU 73

East Semi • Charlotte, N.C. (Charlotte Coliseum)

SJU 95 WF 86

East Final • Charlotte, N.C. (Charlotte Coliseum)

1961 - ELITE EIGHT

Coming off their first ACC Championship, the Deacons traveled to Madison Square Garden for the opening round of the NCAA Tournament.

Wake Forest overcame a 10-point halftime deficit and scored 61 second-half points to beat St. John's, 97-74. Junior Len Chappell scored 31 points and grabbed 20 rebounds and Alley Hart added 28 points, 12 boards and nine assists to lead the Deacons.

The win sent Wake to Charlotte for the East Regional, where Chappell's 24 points and 15 rebounds led the Deacons to a 78-73 win over St. Bonaventure.

St. Joseph's, however, ended the Wake Forest season, 96-86, despite 32 points and 16 rebounds by Chappell. Wake found itself down by 20 points in the first half and could never recover.



WF 92 Y 82

First Round • Philadelphia, Pa. (The Palestra)

WF 96 SJU 85

East Semi • College Park, Md. (Cole Field House)

WF 79 SJU 69

East Final • College Park, Md. (Cole Field House)

OS 84 WF 68

National Semifinal • Louisville, Ky. (Freedom Hall)

WF 82 UCLA 80

3rd Place Game • Louisville, Ky. (Freedom Hall)

1962 - FINAL FOUR


Wake Forest's run to its first Final Four in 1962 almost ended in the first round. The Deacons needed overtime to beat Ivy League champion Yale, 92-82, in Philadelphia. Chappell, who fouled out before the extra period, had 25 points and 18 rebounds and Dave Wiedeman added 22 points for the ACC champions.

In the East Regional semifinals in College Park, Md., Wake Forest gained a measure of revenge on St. Joseph's. Billy Packer scored four points in the final 18 seconds of regulation, sending the game into overtime. Wake went on to win, 96-85 behind Chappell's 34 points and 18 rebounds.

In the East Regional finals, Wake Forest overcame a two-point halftime deficit to beat Villanova, 79-69. Chappell had 22 points and 21 rebounds and Bob Woollard added 19 points and 18 boards, leading WFU to its first Final Four appearance in Louisville.

In the national semifinals, a crowd of 18,274 watched Ohio State knock off Wake Forest, 84-68. The Buckeyes were paced by John Havlicek's 25 points. Chappell had 27 points to lead Wake Forest.

Chappell scored 26 points and Packer chipped in 22 points to lead Wake past UCLA, 82-80, in the Final Four consolation game.



WF 86 ARK 80

First Round • Norman, Okla. (Lloyd Noble Center)

WF 86 MAR 81

Midwest Semi • Oklahoma City, Okla. (Myriad Center)

MAR 82 WF 68


Midwest Final • Oklahoma City, Okla. (Myriad Center)

1977 - ELITE EIGHT

After receiving an at-large bid to the 1977 NCAA Tournament, Wake Forest opened in Norman, Okla., against 18th-ranked Arkansas. With 26 points from Rod Griffin and 23 by Skip Brown, the Deacs surprised the Razorbacks, 86-80.

The Deacons sailed past Southern Illinois in the Midwest Regional semifinals, 86-81. Brown (25 points), Griffin (22 points) and Jerry Schellenberg (22 points) paced Wake Forest.

Marquette, the eventual NCAA champion, spoiled Wake's run, 82-68. The Deacs blew a four-point halftime lead and were paced by Schellenberg's 19 points.



NCAA TOURNAMENT HISTORY

BC 67 WF 64
Second Round • Tuscaloosa, Ala. (Memorial Coliseum)

1981 - SECOND ROUND

Wake Forest's stay in the 1981 NCAA Tournament lasted just one game. After receiving a first-round bye in the Mideast Regional, the Deacons fell to Boston College, 67-64, in Tuscaloosa, Ala.

John Bagley's 35 points led BC while Frank Johnson paced the Deacons with 20 points. Wake Forest lost despite shooting 57.8 percent from the field.

WF 74 MSU 57
First Round • Charlotte, N.C. (Charlotte Coliseum)

1982 - SECOND ROUND

In 1982, Coach Carl Tacy's team was sent just down the road to Charlotte for the opening round of the NCAA Tournament. A No. 7 seed in the East Regional, Wake Forest whipped Old Dominion, 74-57, in the first round. Mike Helms and Anthony Teachey scored 18 points each to lead WFU.

The second round pitted the Deacons against No. 2 seed Memphis State and All-American, Keith Lee. After leading by four at intermission, the Deacons managed just 17 second-half points and fell to the Tigers, 56-55. Danny Young's last-second, potential game-winning shot fell just short of the rim.



MSU 56 WF 55
First Round • Charlotte, N.C. (Charlotte Coliseum)

WF 69 KU 59
Second Round • Lincoln, Neb. (Devaney Center)


1984 - ELITE EIGHT

After playing in the 1983 NIT, Wake Forest made a memorable run in the 1984 NCAA Tournament.

Following a first-round bye, Wake Forest opened Midwest Regional play with a 69-59 win over Kansas in Lincoln, Neb. Kenny Green scored 20 points and Teachey pulled down 15 rebounds to lead Wake Forest.

In the next round, Wake Forest posted one of the biggest wins in school history. In front of a record St. Louis Arena crowd of 20,143, Wake stunned fourth-ranked DePaul, 73-71 in overtime, concluding the career of Blue Demon head coach Ray Meyer. The Deacs rallied from an eight-point deficit in the final three minutes of regulation to send the game into OT. Young's late basket in overtime gave Wake Forest the win.

One step away from the Final Four, the Demon Deacons ran into a buzzsaw in fifth-ranked Houston. The eventual NCAA runner-up Cougars eliminated Wake Forest, 68-63.



WF 73 MSU 71
Midwest Semi • St. Louis, Mo. (St. Louis Arena)

UH 68 WF 63
Midwest Final • St. Louis, Mo. (St. Louis Arena)


WF 71 LA 65
First Round • Atlanta, Ga. (Omni)

1991 - SECOND ROUND

The Deacons returned to the NCAA Tournament for the first time in seven years and did so in impressive fashion, joining the field as the fifth seed in the Southeast region.

Freshman Randolph Childress led Wake Forest to an opening-round, 71-65, victory over Louisiana Tech with 18 points on 6-of-11 shooting. The Deacons led by only three (66-63) with 1:14 remaining, but iced the game at the free-throw line.

Wake Forest played equally well against Alabama in the second round, but fell victim to some hot shooting from the perimeter. The Tide connected on 9-of-18 three-point attempts to pull off a 96-88 victory. Alabama's proficiency from behind the arc offset a brilliant 59 percent shooting performance by the Deacons, who were led by Chris King's 29 points.



A 96 WF 88
Second Round • Atlanta, Ga. (Omni)

CU 81 WF 58
Second Round • Tempe, Ariz. (ASU Activity Center)

1992 - FIRST ROUND

Although Wake Forest's second consecutive NCAA Tournament was brief, it marked the first time since the early 1980s that it had made the "Big Dance" two straight years.

As the ninth seed in the West region, Wake Forest was matched against Louisville and watched helplessly as the Cardinals seemingly made every shot in an 81-58 victory. The Cardinals went on a 13-3 second-half run and finished the game shooting 56 percent from the floor.

Sophomore Rodney Rogers was the bright spot for Wake Forest as he netted 21 points on 9-of-13 shooting.

WF 81 UTC 58
First Round • Nashville, Tenn. (Memorial Gym)

1993 - SWEET 16


Wake Forest culminated its best season in nine years by reaching the Sweet 16 for the first time since 1984.

As the fifth seed in the Southeast, the Deacons started their journey in Nashville with a pair of wins over Tennessee-Chattanooga (81-58) and Iowa (84-78). Junior Rodney Rogers carried the Deacons with 26 points against the Moccasins and 33 versus the Hawkeyes.

The momentum Wake Forest carried into the Charlotte Coliseum one week later, however, was halted abruptly as Kentucky scored on 13 of its first 14 possessions and ended up posting a 103-69 victory.

WF 84 UK 78
Second Round • Nashville, Tenn. (Memorial Gym)

UK 103 WF 69
Southeast Semi • Charlotte, N.C. (Charlotte Coliseum)



NCAA TOURNAMENT HISTORY

WF 68  **58**

First Round • Lexington, Ky. (Rupp Arena)

 **69** **WF 58**

Second Round • Lexington, Ky. (Rupp Arena)

1994 - SECOND ROUND

The Deacons made their school-record fourth straight trip to the NCAA Tournament and won in the first-round for the third time during that stretch.

Wake Forest, the fifth seed, outscrapped College of Charleston in the final minutes for a 68-58 win as Marc Blucas made two key three-point shots to put the Deacons in front to stay. An unheralded freshman named Tim Duncan led Wake with 16 points and 13 rebounds.

The Deacons were in good shape in their second-round game against Kansas, leading 49-48 with 10 minutes to play, but the Jayhawks scored 11 straight points to take control and win the game 69-58. Duncan once again led Wake Forest with 16 points and 15 rebounds.



WF 79  **47**

First Round • Baltimore, Md. (Baltimore Arena)

WF 64  **59**

Second Round • Baltimore, Md. (Baltimore Arena)

 **71** **WF 66**


East Semi • East Rutherford, N.J. (Brendan Byrne Arena)

1995 - SWEET 16

For the first time in school history, Wake Forest entered the NCAA Tournament as a No. 1 seed, gaining the top spot in the East after winning the ACC Tournament.

The Deacons shot a season-high 61 percent from the field in beating North Carolina A&T 79-47 in the opening round. Then, the Deacs outlasted a pesky Saint Louis team by five points to reach the Sweet 16 for the second time in three years. Tim Duncan led the Demon Deacons with back-to-back 20-point games, scoring 21 and 25, respectively, in the first and second round.

Randolph Childress led Wake Forest into the regional semifinal against Oklahoma State and scored a team-high 22 points while Duncan grabbed 22 rebounds, but the Cowboys, who would go on to the Final Four, came away with a hard-fought 71-66 win.



WF 62  **50**

First Round • Milwaukee, Wis. (Bradley Center)

WF 65  **62**

Second Round • Milwaukee, Wis. (Bradley Center)

WF 60  **59**

Midwest Semi • Minneapolis, Minn. (HHH MetroDome)

 **83** **WF 63**

Midwest Final • Minneapolis, Minn. (HHH MetroDome)


1996 - ELITE EIGHT

The Deacons reached the regional finals for the first time since 1984 despite a rash of injuries.

Tony Rutland was out with a knee injury and Tim Duncan was hampered severely by a stomach virus, but still Wake managed wins over Northeast Louisiana and Texas to advance to Minneapolis.

A one-point victory over Louisville followed as Duncan converted a three-point play in the final minute to give the Deacons a dramatic 60-59 victory.

In the regional final against Kentucky, the Deacons fell behind early, rallied midway through the second half, then saw the Wildcats pull away for an 83-63 win.



WF 68  **46**

First Round • Tucson, Ariz. (McKale Center)

 **72** **WF 66**


Second Round • Tucson, Ariz. (McKale Center)

1997 - SECOND ROUND

Wake Forest opened its seventh straight appearance in the NCAA Tournament with high expectations as this was the final NCAA run during the Tim Duncan era. Unfortunately, the run for a title ended early.

The Deacs headed West as the No. 3 seed in the region. Their first opponent was 14th-seeded Saint Mary's. The game featured Duncan, the National Player of the Year, and the Gaels' 7-3, 345 pound "Big Continent," Brad Millard. Millard and the Gaels held the Deacs on even terms for much of the first half, but the Deacons went on to earn a 68-46 win. Duncan recorded 22 points and 22 rebounds with five blocks, the fourth time during his career he eclipsed both the 20 point/20 rebound mark.

Despite pouring in 27 points in the final eight and a half minutes of the game, Wake Forest could not overcome a 13-point deficit and lost to No. 6 seed Stanford, 72-66, in the second round. In Tim Duncan's final game as a Deacon, he poured in 18 points and pulled down 20 rebounds.



 **79** **WF 63**

First Round • Kansas City, Mo. (Kemper Arena)

2001 - FIRST ROUND

Wake Forest made it 11 consecutive trips to postseason play, and the Deacons earned their first NCAA Tournament berth since 1997 when they were named the No. 7 seed in the Midwest Regional in Kansas City.

The elation of qualifying for the NCAA Tournament with an at-large bid, however, soon turned into disappointment. The Deacons were blitzed by Butler, 79-63. Wake Forest did not score a field goal until nine minutes into the game after Butler held a 25-3 lead. At halftime the Bulldogs led by a whopping 43-10.

NCAA TOURNAMENT HISTORY

WF 83 P 74

First Round • Sacramento, Calif. (Arco Arena)

O 92 WF 87

Second Round • Sacramento, Calif. (Arco Arena)

2002 - SECOND ROUND

First-year coach Skip Prosser led Wake Forest to a 12th consecutive postseason appearance and the Deacons nearly pulled off an upset that would have sent them to the Sweet 16.

Wake was sent across the nation to Sacramento for the Midwest Regional and two games against West Coast teams. The Deacons played without injured guard Steve Lepore, and all-star forward Josh Howard was not at full speed because of an ankle injury.

Still, Wake Forest managed an impressive first-round victory over Pepperdine, 83-74. Senior Craig Dawson scored 19 points, including five three-point field goals.

Wake Forest nearly pulled off the second-round upset of 11th-ranked Oregon before falling, 92-87. The Deacons led for most of the game until Dawson left the contest in the second half with a dislocated shoulder. Oregon knotted the score at 78-78 with 5:58 remaining and never looked back. When Dawson left the game, he had 20 points including five three-point field goals.



WF 76 E 73

First Round • Tampa, Fla. (St. Pete Times Forum)

AU 68 WF 62

Second Round • Tampa, Fla. (St. Pete Times Forum)

2003 - SECOND ROUND


Wake Forest took a No. 2 seed -- its highest seed since 1996 -- into the East Regional in Tampa.

A pair of freshmen -- Eric Williams (20 points) and Justin Gray (8 assists) -- helped the Deacons hold on for a nail-biting 76-73 win over No. 15 seed East Tennessee State in the first round. Taron Downey's late three-point field goal and Josh Howard's free throws with 21 seconds left helped seal the win.

One win away from advancing to the Sweet 16, Wake Forest appeared drained from its remarkable run to the ACC regular season title when it faced upstart Auburn in the second round.

Midway through the second half, Auburn's Marquis Daniels fueled a 13-3 Tiger run, giving them a 59-56 lead with 9:22 to go. Wake Forest never recovered and went on to lose to Auburn, 68-62.

The Deacons turned in one of their worst shooting nights of the season. Wake Forest shot 36.7 percent, including just 27 percent in the second half. Freshman Justin Gray was a bright spot for the Deacons as he scored a career-high 26 points including five three-point field goals. Howard concluded his career with 14 points.



WF 79 CU 78

First Round • Raleigh, N.C. (RBC Center)

WF 84 M 80

Second Round • Raleigh, N.C. (RBC Center)

SJU 84 WF 80


Reg. Semi • East Rutherford, N.J. (Continental Arena)

2004 - SWEET 16

Wake Forest earned its first trip to the Sweet 16 since 1996, but it was far from easy. Playing in his first career NCAA Tournament game, Chris Paul scored 22 points and dished out seven assists to lead the Demon Deacons past Virginia Commonwealth, 79-78, in the opening round at the RBC Center in Raleigh.

Two nights later in Raleigh, Wake Forest again avoided the upset with an 84-80 win over pesky Manhattan. Paul was the star again, scoring 29 points, grabbing eight rebounds and dishing out three assists. The win over the Jaspers sent the Deacons to the Sweet 16 and a date with 5th-ranked St. Joseph's in East Rutherford.

Despite 23 points from Justin Gray and 19 more points by Eric Williams, the Deacons couldn't get past the hot-shooting Hawks, falling 84-80. St. Joseph's, behind All-American Jameer Nelson, made 12-of-24 three-point field goal attempts.



WF 70 UTC 54

First Round • Cleveland, Ohio (CSU Convocation Center)

WF 111 WF 105

Second Round • Cleveland, Ohio (CSU Convocation Center)

2005 - SECOND ROUND

Wake Forest, which had risen to No. 1 in the national polls earlier in the season for the first time in history, regrouped after the disappointment of not getting a No. 1 seed. The Deacons earned a No. 2 seed and were sent to Cleveland, Ohio for the opening two rounds.

Chris Paul returned from a one-game suspension and the Deacons shook off a sloppy first half for a 70-54 win over Chattanooga in the first round on March 17. Paul scored 20 points -- 13 in the second half -- and added six rebounds and five assists to pace Wake Forest. Paul made several big plays in a game-closing 32-16 run.

The second-round game against West Virginia was an "instant classic," but it didn't turn out the way Deacon faithful had hoped.

West Virginia's Mike Gansey scored a career-high 29 points, including 19 in the two overtimes, and the Mountaineers sent Wake Forest to a stunning second-round loss, 111-105.

Gansey made a free throw that tied it at 77 with 21 seconds left in regulation. The frenetic pace stretched into overtime, with neither team ahead by more than a couple of baskets. It was tied at 93 when Wake Forest center Eric Williams blocked Johannes Herber's driving layup with two seconds left in the first overtime.

Paul scored 10 points in the first overtime, then fouled out with 3:24 to go in the second. Gansey had 10 in the first overtime and nine more in the second. Wake Forest's Trent Strickland missed a 3-pointer with 29 seconds left in the second overtime, and Herber's fastbreak layup sealed it with 13 seconds to go.



NCAA TOURNAMENT HISTORY

 **84**  **69**
 First Round • Miami, Fla. (American Airlines Arena)

2009 - FIRST ROUND

Wake Forest returned to the Big Dance for the first time in four years, but the Demon Deacons' stay was brief. After winning its first 16 games and ascending to the No. 1 national ranking in January, Wake Forest had high postseason aspirations. However, the No. 4-seeded Deacons were blindsided by No. 13-seeded Cleveland State in the first round in Miami.

CSU scored the first nine points of the game en route to a 39-30 halftime advantage. Wake climbed back to within six midway through the second half, but that was as close as the Deacs would get as the Vikings pulled off the biggest first-round upset of the 2009 Tournament.

The game would be the last at Wake Forest for sophomores James Johnson and Jeff Teague, who both declared early for the NBA Draft after the season.

Johnson led the Deacons with 22 points and eight rebounds, while Teague scored 10 points to finish his Deacon career with exactly 1,000 points while riding a 35-game double-digit scoring streak.

 **81**  **80**
 First Round • New Orleans, La. (New Orleans Arena)

2010 - SECOND ROUND


Wake Forest made its second straight NCAA Tournament appearance when the Deacons' received the No. 9 seed in the East Region. Pitted against No. 8-seeded Texas, who was ranked No. 1 earlier in the year, Wake needed some late game heroics to post an 81-80 defeat of the Longhorns for its first Tournament victory since 2005.

The Deacons battled back from eight points down in overtime and won the game when Ishmael Smith hit a 17-foot jumper just before time expired. Despite leading by as many as 12 in the second half, Wake Forest needed a number of clutch plays to pull off the first-round victory. Ari Stewart's three-pointer with 15 seconds left cut a four-point deficit to one, and Texas' Gary Johnson missed two ensuing free throws to set the stage for Smith's game-winner.

Smith fell three assists shy of a triple-double with 19 points, 12 rebounds and seven assists. All-American Al-Farouq Aminu turned in 20 points and 14 rebounds.

The Deacons' fifth overtime win of the season gave the team a date with No. 1 seed Kentucky, who was led by freshmen phenoms John Wall and DeMarcus Cousins. Wake Forest played UK tight early on, but Aminu picked up three fouls in the game's first 10 minutes. With the Deacons' star out of the game, the Wildcats pushed their lead to 16 by the break.

Despite playing just 21 minutes, Aminu had 16 points and eight rebounds in his final game as a Deacon.



 **95**  **88**
 First Four • Dayton, Ohio (UD Arena)

2017 - FIRST FOUR

Wake Forest made its first NCAA Tournament appearance in seven years, and the first in the Danny Manning era, with a selection to the 2017 First Four. The Demon Deacons suffered a 95-88 loss to Kansas State in the opening round contest at University of Dayton Arena.

John Collins had 26 points in his final game as a Demon Deacon, shooting 9-13 from the floor and 8-8 from the line. Bryant Crawford had 20 points and 10 assists, setting a school record for assists in a NCAA Tournament game.

The Demon Deacons shot 47.2 percent from the floor and 90.6 percent from the line, but were out-scored by the Wildcats, who shot 66.0 percent from the floor.



WAKE FOREST IN THE NCAA TOURNAMENT

Year	Seed	W-L
2017	11, S	0-1
2010	9, E	1-1
2009	4, MW	0-1
2005	2, Alb.	1-1
2004	4, E.Ruth.	2-1
2003	2, E	1-1
2002	7, MW	1-1
2001	7, MW	0-1
1997	3, E	1-1
1996	2, MW	3-1
1995	1, E	2-1
1994	5, SE	1-1
1993	5, SE	2-1
1992	9, W	0-1
1991	5, SE	1-1
1984	4, MW	2-1
1982	7, E	1-1

Year	Seed	W-L
1981	4, ME	0-1
1977	-- MW	2-1
1962	-- E	4-1
1961	-- E	2-1
1953	-- E	1-1
1939	-- E	0-1

By Regional	W-L
East	12-8
Mideast	0-1
Midwest	8-6
Southeast	4-3
West	1-2
Albuquerque	1-1
East Rutherford	2-1
South	0-1

By Location	W-L
Alabama	0-1
Arizona	1-2
California	1-1
Florida	1-2
Georgia	1-1
Kentucky	2-2
Louisiana	1-1
Maryland	4-0
Minnesota	1-1
Missouri	1-2
Nebraska	1-0
New Jersey	0-2
New York	1-0
North Carolina	5-4
Ohio	1-1
Oklahoma	2-1
Pennsylvania	1-1
Tennessee	2-0
Wisconsin	2-0

By Decade	W-L
1939-1949	0-1
1950-1959	1-1
1960-1969	6-2
1970-1979	2-1
1980-1989	3-3
1990-1999	10-7
2000-2009	5-6
2010-2019	1-1

In Overtime	W-L
Single-OT Games	4-0
Double-OT Games	0-1

AP RANKINGS HISTORY

1954-55		1981-82		Feb. 12	8	Feb. 10	15
Dec. 7	17	Preseason	13	Feb. 19	10	Feb. 17	10
Dec. 14	17	Jan. 26	18	Feb. 26	13	Feb. 24	12
1955-56		Feb. 2	13	Mar. 4	12	Mar. 3	9
Jan. 10	18	Feb. 9	16	Mar. 11	9	Mar. 10	9
Feb. 28	20	Feb. 16	14			Mar. 17	8
Mar. 6	18	Feb. 23	18				
1956-57		Mar. 2	16	1996-97		2003-04	
Jan. 2	18	Mar. 9	18	Preseason	4	Preseason	20
Jan. 8	13			Nov. 19	3	Nov. 17	19
Jan. 15	11	1982-83		Nov. 25	3	Nov. 24	18
Jan. 22	11	Jan. 25	19	Dec. 2	2	Dec. 1	18
Jan. 29	13			Dec. 9	2	Dec. 8	15
Feb. 5	10	1983-84		Dec. 16	2	Dec. 15	14
Feb. 12	11	Dec. 13	19	Dec. 23	2	Dec. 22	8
Feb. 19	12	Dec. 20	17	Dec. 30	2	Dec. 29	6
Feb. 26	13	Dec. 27	10	Jan. 6	2	Jan. 5	5
Mar. 5	20	Jan. 3	8	Jan. 13	2	Jan. 12	4
Mar. 12	18	Jan. 10	12	Jan. 20	4	Jan. 19	10
		Jan. 17	12	Jan. 27	2	Jan. 26	19
1959-60		Jan. 24	17	Feb. 3	2	Feb. 2	16
Dec. 29	19	Jan. 31	15	Feb. 10	2	Feb. 9	20
Jan. 5	8	Feb. 7	14	Feb. 17	4	Feb. 16	15
Jan. 12	13	Feb. 14	13	Feb. 24	5	Feb. 23	11
Jan. 26	20	Feb. 21	15	Mar. 3	8	Mar. 1	11
Mar. 1	18	Feb. 28	17	Mar. 10	9	Mar. 8	15
Mar. 8	19	Mar. 6	19			Mar. 15	17
		Mar. 13	19	1997-98		2004-05	
1960-61				Dec. 1	22	Preseason	2
Dec. 20	19	1991-92		Dec. 8	25	Nov. 22	1
		Preseason	22	Dec. 15	23	Nov. 29	1
1961-62		Nov. 25	22	1999-00		Dec. 6	6
Preseason	3	Dec. 2	22	Dec. 6	8	Dec. 13	6
		Dec. 9	22	Dec. 13	25	Dec. 20	5
1974-75		Dec. 16	21	Dec. 20	23	Dec. 27	5
Jan. 7	19	Dec. 23	22	Dec. 27	19	Jan. 3	4
		Dec. 30	20	2000-01		Jan. 10	4
1975-76		Jan. 6	19	Preseason	20	Jan. 17	3
Jan. 6	7	1992-93		Nov. 13	18	Jan. 24	5
Jan. 13	5	Feb. 1	13	Nov. 20	17	Jan. 31	7
Jan. 20	14	Feb. 8	9	Nov. 27	12	Feb. 7	6
1976-77		Feb. 15	10	Dec. 4	11	Feb. 14	5
Nov. 30	14	Feb. 22	12	Dec. 11	6	Feb. 21	6
Dec. 7	11	Mar. 1	14	Dec. 18	6	Feb. 28	4
Dec. 14	10	Mar. 8	12	Dec. 25	4	Mar. 7	3
Dec. 21	9	Mar. 15	16	Jan. 1	4	Mar. 14	5
Dec. 28	7	1994-95		Jan. 8	6	2005-06	
Jan. 4	10	Preseason	22	Jan. 15	10	Preseason	18
Jan. 11	7	Nov. 21	24	Jan. 22	9	Nov. 21	19
Jan. 18	9	Nov. 28	21	Jan. 26	16	Nov. 28	24
Jan. 25	10	Dec. 5	25	Feb. 5	19	Dec. 5	22
Feb. 1	5	Dec. 12	21	Feb. 12	23	Dec. 12	20
Feb. 8	4	Dec. 19	19	Feb. 19	24	Dec. 19	16
Feb. 15	7	Dec. 26	18	Mar. 5	22	Dec. 26	22
Feb. 22	11	Jan. 3	18	Mar. 12	23	Jan. 2	22
Mar. 1	16	Jan. 10	14	2001-02		Jan. 9	23
Mar. 15	9	Jan. 17	15	Nov. 26	25	2008-09	
		Jan. 24	16	Dec. 3	23	Preseason	21
1977-78		Jan. 31	14	Dec. 10	19	Nov. 17	20
Preseason	17	Feb. 6	11	Dec. 17	20	Nov. 24	19
Nov. 29	18	Feb. 13	14	Dec. 24	25	Dec. 1	15
Feb. 7	14	Feb. 20	10	Dec. 31	23	Dec. 8	11
		Feb. 27	9	Jan. 7	19	Dec. 15	10
1980-81		Mar. 6	7	Jan. 14	14	Dec. 22	6
Dec. 9	13	Mar. 13	3	Jan. 21	21	Dec. 29	6
Dec. 16	12	1995-96		Jan. 28	24	Jan. 5	4
Dec. 23	7	Preseason	11	Feb. 4	19	Jan. 12	3
Dec. 30	8	Nov. 20	11	Feb. 11	19	Jan. 19	1
Jan. 6	6	Nov. 27	10	Feb. 18	20	Jan. 26	6
Jan. 13	5	Dec. 4	10	Feb. 25	24	Feb. 2	7
Jan. 20	3	Dec. 11	11	2002-03		Feb. 9	7
Jan. 27	6	Dec. 18	12	Dec. 23	25	Feb. 16	8
Feb. 3	8	Dec. 25	14	Dec. 30	23	Feb. 23	13
Feb. 10	7	Jan. 2	12	Dec. 3	23	Mar. 2	10
Feb. 17	5	Jan. 8	8	Jan. 6	17	Mar. 9	8
Feb. 24	12	Jan. 15	6	Jan. 13	19	Mar. 16	12
Mar. 3	11	Jan. 22	9	Jan. 20	17	2009-10	
Mar. 10	11	Jan. 29	12	Jan. 27	17	Feb. 15	23
		Feb. 5	9	Feb. 3	14		

AP POLL HISTORY

WAKE FOREST IN THE NATIONAL RANKINGS

Total Weeks Ranked in the AP Poll	271
Weeks Ranked in the AP Top 10	105
Weeks Ranked in the AP Top 5	44
Most Consecutive Weeks in Top 25	60
<i>(from Dec. 23, 2002 - Jan. 2, 2006)</i>	
Most Consecutive Weeks in Top 10	19
<i>(from March 11, 1996 to March 10, 1997)</i>	
Highest All-Time AP Ranking	1
<i>(3 times -- Nov. 22 & 29, 2004; Jan. 19, 2009)</i>	

WAKE FOREST VS. NATIONALLY-RANKED OPPONENTS

In 2017-18	0-7
Home	0-4
Away	0-3
Neutral	0-0
vs. Top 10	0-3
vs. Top 5	0-2
All-Time	143-361
Home	81-122
Away	35-169
Neutral	27-70
vs. Top 10 (all-time)	67-228
Home	39-78
Away	14-102
Neutral	14-48
vs. Top 5 (all-time)	36-151
Home	24-55
Away	6-66
Neutral	6-30

WAKE FOREST'S HIGHEST NATIONAL RANKING

(AP Poll)

#1 Jan. 19, 2009	#2 Jan. 6, 1997
#1 Nov. 29, 2004	#2 Dec. 30, 1996
#1 Nov. 22, 2004	#2 Dec. 23, 1996
#2 Jan. 12, 2009	#2 Dec. 2, 1996
#2 Nov. 8, 2004	#3 March 7, 2005
#2 Feb. 10, 1997	#3 Jan. 17, 2005
#2 Feb. 3, 1997	#3 Nov. 25, 1996
#2 Dec. 16, 1996	#3 Nov. 19, 1996
#2 Dec. 9, 1996	#3 March 13, 1995
#2 Jan. 27, 1997	#3 Jan. 20, 1981
#2 Jan. 13, 1997	#3 Preseason, '61-62

WAKE FOREST'S HIGHEST FINAL NATIONAL RANKING

(AP Poll)

#3 1994-95	#16 1992-93
#5 2004-05	#17 2003-04
#8 2002-03	#18 1981-82
#9 1996-97	#18 1956-57
#9 1995-96	#18 1955-56
#9 1976-77	#19 1983-84
#11 1980-81	#19 1959-60
#12 2008-09	

ALL-TIME LETTERWINNERS

Dan Ackley.....	1968-70	Clay Dade.....	1986	Ken Herbst.....	1995-97	Greg McClinton.....	2015-16-17
Arnaud W. Adala Moto.....	2013-14	Chuck Dahms.....	1980-81	Richard Herring.....	1963-65	Tommy McCoy.....	1960-62
Randy Adams.....	1973	Mark Dale.....	1976-79	Brett Hickman.....	2002	Denmore McDermott.....	2010-11
David Adkins.....	1959-60	Vytas Danelius ©.....	2002-05	Broderick Hicks ©.....	1999-2002	Leroy McDonald.....	1977-78
Sean Allen ©.....	1995-97	Charlie Davis ©.....	1969-71	Derrick Hicks.....	1992-93	Chas McFarland ©.....	2007-10
Jim Altengarten.....	1965	Lefty Davis ©.....	1954-56	Henry Hicks ©.....	1974-76	Jeff McGill.....	1985
Al-Farouq Aminu.....	2009-10	Ben Davis.....	2009	Mike Hillman.....	1984	Gil McGregor.....	1969-71
Joseph Amonett ©.....	1996-99	Maurice Davis.....	1976-77	Bobby Hoekstra.....	2006-09	Gilbert McGregor.....	2016
Britton Anderson.....	2016-18	Scott Davis.....	1981-84	Bob Hook.....	1970-73	Benny McKaig.....	1979-80
John Anderson.....	1963-65	Craig Dawson.....	1999-2002	Josh Howard ©.....	2000-03	Travis McKie ©.....	2011-14
Duke Antonelli.....	2013-14	Michael Dean.....	1972	Cornelius Hudson.....	2015	Aron McMillian.....	1998
Austin Arians ©.....	2017	Tate Decker.....	2000	Bill Hull.....	1961-62	Derrick McQueen ©.....	1989-92
Niki Arinze.....	1998-2000	Al DePorter ©.....	1954	Harry Hutchins.....	1964, 66	Jimmy McQuilkin.....	2008-09
George Austin.....	1956	Carson Desrosiers.....	2011-12			Frank McRae.....	1954
		John DeVos.....	1954-55	Aaron Ingle.....	2010-12	Phil Medlin.....	1989-92
Travis Banks ©.....	1992-95	Alan Dickens.....	1986-88	Jeremy Ingram.....	2004	Nikita Mescheriakov.....	2011-12
Scott Benken.....	2003-04	Paul Diebert.....	1986	Sam Ivy ©.....	1987-90	Codi Miller-McIntyre ©.....	2013-16
Mickey Bertram.....	1967	Robert Doggett.....	1991-92			Pete Milner.....	1992
Steve Bierly.....	1968	Taron Downey ©.....	2002-05	Antonio Jackson.....	1995-96	Donovan Mitchell.....	2017-18
Anthony Bilas.....	2016-18	Michael Drum ©.....	2006-07	Gene Jackson.....	1961	Jerry Mitchell.....	1958-60
Brett Bitove.....	2009	Bo DuBose.....	1969	Sam Jackson.....	1972-73	Konstantinos Mitoglou.....	2015-17
Tony Black.....	1987-88	Shamaine Dukes.....	2006-07	Sam Japhet-Mathias.....	2017-18	Jerry Montgomery ©.....	1967-69
Marc Blucas ©.....	1991-94	Tim Duncan ©.....	1994-97	Spencer Jennings.....	2012-13	R.D. Montgomery.....	2002
Drew Boggs.....	1986	Bobby Dwyer ©.....	1972-74	Jackie Jensen.....	1961	Dan Moody.....	1974-75
Tyrone Bogues ©.....	1984-87			Brian Jessen.....	2005	Dennis Moody.....	1965-66
Phaethon Bolton.....	2010	Melo Eggleston.....	2018	Antonio Johnson.....	1987-90	Doral Moore.....	2016-18
Jim Boshart.....	1965-67	Chris Ellis ©.....	2003-06	Cureton Johnson.....	1997	Guy Morgan ©.....	1979-82
Henry Bowers.....	1956-58	Justin Ellis.....	1978-79	Frank Johnson ©.....	1977-81	David Morris.....	1977-80
Cal Boyd ©.....	1986-89			James Johnson.....	2008-09	Danny Moses.....	1973
Jerry Braswell.....	1995-98	Scott Feather.....	2004-05	Jim Johnstone ©.....	1979-82	Don Mulnix.....	1974-77
Jimmy Broadway.....	1966-68	Bill Fennell.....	1959-61	Madison Jones.....	2013-15	Jackie Murdock ©.....	1955-57
Olin Broadway ©.....	1957-59	Anthony Fields.....	2012	Richard Joyce.....	2003-05	Will Murphy.....	2013
Brad Brooks.....	1962-64	Chase Fischer ©.....	2012-13	Bill Joyner.....	1964-66	Ervin Murray.....	1999-2002
Chaundee Brown.....	2018	Bobby Fitzgibbons.....	1993-94			Al Myatt.....	1974-76
Skip Brown ©.....	1974-77	Jim Fitzpatrick.....	1999-2000	Tony Karasek.....	1983-84	Dick Myers.....	1964-65
Bob Bryan.....	1961	Charlie Floyd.....	1975-76	Ed Kargbo-Okorogie.....	1999		
John Buck ©.....	2003-06	Mark Forester.....	1990-92	Ryan Keenan.....	2010-12	Joe Neal.....	1971
Dave Budd ©.....	1958-60	Charles Forte.....	1958-60	Graeme Keith.....	2005	Bill Nesbit.....	1964
Matt Burns.....	1995	Kyle Fowler.....	2008, 10	Greg Keith.....	1987-88	Doug Niedrich.....	2012-15
Trask Buxton.....	1962	Lee Foye.....	1973-76	Pat Kelly.....	1971-73	Phil Norton.....	1989
Tony Byers ©.....	1973-74	Jack Frauson.....	1956	Chuck Kepley.....	1982-85		
Tommy Byrne.....	1964	Tim Fuller.....	1997-2000	Daric Keys.....	1988-90	Grant O'Brien.....	2013-16
				Chris King ©.....	1989-92	Dickie Odom.....	1957-59
Larry Cain.....	1966	Lee Garber.....	1982-85	Stan King.....	1991-94	Robert O'Kelley ©.....	1998-01
Paul Caldwell.....	1961	Maurice George.....	1954-55	Ralph Kitley ©.....	1987-90	Sunday Okeke.....	2018
Wayne Calloway.....	1958	Jon Gerdes.....	1955-56	Matt Knowles.....	1980	John Orenczak.....	1971-73
Dennis Calvert.....	1985-86	Jim Gilley ©.....	1955-57	Al Koehler.....	1961-63	Hartmut Ortman.....	1985
Jerry Campbell.....	1972	Brooks Godwin ©.....	2009-12	John Kotecki.....	1954-55	Miles Overton.....	2014
Jim Campbell.....	1956	Chuck Goodman.....	1998			Bill Owen.....	1966
Barry Canty.....	1993-95	Steven Goolsby.....	1995-98	Joe Ladd.....	1957	Duane Owens.....	1985-86
David Carlyle.....	1988-90	J. J. Grant.....	1973	Arthur Larkins.....	1986-87	Trelonnie Owens ©.....	1991-94
Richard Carmichael ©.....	1962-64	Justin Gray ©.....	2003-06	Rusty LaRue ©.....	1993-96		
Wendell Carr ©.....	1956-58	Daniel Green.....	2012-15	Bob Leonard ©.....	1964-66	Billy Packer ©.....	1960-62
Stacey Castle.....	1993-94	Kenny Green.....	1983-85	Darius Leonard ©.....	2015	Mike Palma.....	1976-78
Morris Catlett.....	1972	Bill Greene.....	1957-59	Mike Lepore.....	2006-09	Mike Parrish ©.....	1973-75
Tyler Cavanaugh.....	2013-14	James Griffin.....	1998	Steve Lepore ©.....	2002-03	Neil Pastushok ©.....	1969-71
Len Chappell ©.....	1960-62	Rod Griffin ©.....	1975-78	Jamaal Levy ©.....	2002-05	Chris Paul.....	2004-05
Sylvester Charles.....	1982-83	Willie Griffin ©.....	1971-73	John Lewkowicz ©.....	1970-72	Eddie Payne ©.....	1971-73
Darryl Cheeley.....	1989	Anthony Gurley.....	2007	Matt Lineberger.....	2001	Ricardo Peral ©.....	1995-97
Tony Chennault ©.....	2011-12			Ray Lipstas.....	1954	Phil Perry.....	1973-75
Brandon Childress.....	2017-18	Larry Habegger.....	1968-70	Bill Livengood.....	1954	Daryl Peterson.....	1975-76
Randolph Childress ©.....	1991, 93-95	Rich Habegger ©.....	1970-72	Cordell Llewellyn.....	1992	Jason Philippe.....	2008
Frank Christie ©.....	1962-64	Harvey Hale ©.....	2006-09	Frank Loeffler.....	1960	Graham Phillips.....	1954-55
John Collins.....	2016-17	Haley Hall.....	1974-75	Danny Loftin.....	1963	Marco Pickett.....	1986
Gary Clark ©.....	2008-11	A.W. Hamilton.....	2001	Paul Long ©.....	1966-67	Clark Pool.....	1965-66, 68
Mark Cline ©.....	1984-87	C.J. Harris ©.....	2010-13	Rhamen Love-Lane.....	1998	Stephen Prendergast.....	2014-16
Ben Coleman.....	1991	Charlie Harrison.....	1993-94	Al Lozier.....	1963-65	Tom Preston.....	1954-55
Kenneth Cox.....	1955-58	Larry Harrison.....	1976-79	Billy Lyles ©.....	1954		
Bryant Crawford ©.....	2016-18	Alley Hart ©.....	1959-61	Thomas Lynch.....	1968-70	Jay Randall.....	1967-69
Casey Crawford.....	2007	Butch Hassell ©.....	1962-64			David Rasmussen.....	1992-93
Paul Crinkley.....	1966-68	David Hedgcock.....	1990-91	Jay Martin.....	1963	Steve Ray.....	1988-91
Gene Compton.....	1960	Mike Helms ©.....	1979-82	Todd May.....	1984-85	John Reed.....	1956-58
Bill Cullen.....	1959-60	Dickie Hemric ©.....	1952-55	Glenn Mayers.....	1981	Bob Rhoads.....	1969-71
Mitch Cullen.....	1987-88	John Hendlr.....	1977-80	Roger Mayhew.....	1966	Troy Rike.....	2015-18
		Todd Hendlr.....	2004	Fran McCaffery.....	1978	George Ritchie.....	1958-60

ALL-TIME LETTERWINNERS

Billy Robinson	1985-86
Alvis Rogers ©	1979-83
Rodney Rogers ©	1991-93
Aaron Rountree III	2013-15
Delaney Rudd ©	1982-85
Tony Rutland ©	1995-98
Charlie Ryan	1974
Todd Sanders	1988-91
Olivier Sarr	2018
Don Scalf	1956-57
Jerry Schellenberg ©	1974-77
Dshamal Schoetz	2003
Marc Schoone	1994
Antwan Scott	1999-2002
Marc Scott ©	1994-97
Mike Scott	1986
Newton Scott	1965-68
Josh Shoemaker ©	1998-01
Robert Siler ©	1988-91
Matt Simpson	1994-95
Will Singleton	1978-81
Jamie Skeen	2007-08
Billy Smith	1964-65
David Smith	1968
Ishmael Smith ©	2007-10
Matt Smith	2006-07
Norman Snead	1961
Jimmy Snyder	1965-67
Darius Songaila ©	1999-2002
Aaron Spivey	2017-18
Cal Stamp ©	1974-75
Cameron Stanley ©	2006-09
Tim Stare	1973-74
Jerry Steele ©	1959-61
Tommy Steele	1964
Joe Stepusin	1955-57
Ari Stewart	2010-11
Jeff Stewart	1971-72
Trent Strickland ©	2003-06
William Stringfellow	1996-97
David Stroupe ©	1966-68
Kevin Swinton	2006-07
Anthony Teachey ©	1981-84
Jeff Teague	2008-09
J.T. Terrell	2011
Charlie Thomas	1985-86
Devin Thomas ©	2013-16
Terrence Thompson	2018
Ed Thurman	1978-79
Norwood Todmann	1968-70
John Toms	1982-84
Anthony Tucker ©	1990-92
William Tucker	1956-57
Trent VanHorn	2014-17
Kenny Vaughns	1980-81
Rafael Vidaurreta ©	1998-01
Kyle Visser ©	2004-07
Dickie Walker ©	1968-70
Ty Walker	2009-12
Stewart Wallace	1981-83
Steve Warden	1983
Andre Washington	2013-15
Rich Washington	2017
Rod Watson	1986-87
Rondale Watson	2015
Ronny Watts ©	1963-65
Tom Weadock	1961
Bob Weatherspoon	1954
David Weaver ©	2007-10
Craig Wessel	1984-85
Rodney West	1997

Sherrill Whitaker	1965-67
Kyle White	1988
Dave Wiedeman ©	1961-63
Ernie Wiggins	1955-57
Winston Wiggins	1958-60
Mitchell Wilbekin ©	2015-18
Alan Williams	2001-04
Coron Williams	2014
Eric Williams ©	2003-06
Jack Williams ©	1956-57
L.D. Williams ©	2007-10
Brad Williamson	1980
Bob Wills	1966-67
Armond Wilson	1996
Tom Wise ©	1988-91
Keyshawn Woods ©	2017-18
Loren Woods	1997-98
Tony Woods	2009-10
Bob Woollard	1961-63
Bill Yarbrough	1954
Danny Young ©	1981-84
Steve Young	1976-77
Ted Zawacki	1961-63

Current Players in Bold
© Team Captain

YEAR-BY-YEAR CAPTAINS

Year	Captain(s)
1982	Jim Johnstone Guy Morgan
1983	Mike Helms Alvis Rogers
1984	Anthony Teachey Anthony Teachey Danny Young
1985	Delaney Rudd
1986	Tyrone Bogues Mark Cline
1987	Tyrone Bogues Mark Cline
1988	Cal Boyd Sam Ivy
1989	Cal Boyd Sam Ivy
1990	Sam Ivy Ralph Kitley
1991	Derrick McQueen Robert Siler
1992	Tom Wise Chris King Derrick McQueen Anthony Tucker
1993	Randolph Childress Trelonnie Owens Rodney Rogers
1994	Marc Blucas Randolph Childress Trelonnie Owens
1995	Randolph Childress Travis Banks
1996	Rusty LaRue Tim Duncan Ricky Peral
1997	Sean Allen Tim Duncan Ricky Peral Marc Scott
1998	Tony Rutland
1999	Joseph Amonett
2000	Game captains
2001	Robert O'Kelley Josh Shoemaker Rafael Vidaurreta
2002	Broderick Hicks Darius Songaila
2003	Josh Howard Steve Lepore
2004	Taron Downey Jamaal Levy Justin Gray
2005	Vytas Danelius Taron Downey Jamaal Levy
2006	John Buck Chris Ellis Justin Gray Trent Strickland Eric Williams
2007	Michael Drum Kyle Visser
2008	Harvey Hale Ishmael Smith Cameron Stanley L.D. Williams
2009	Harvey Hale Ishmael Smith L.D. Williams
2010	Chas McFarland Ishmael Smith David Weaver L.D. Williams
2011	Gary Clark C.J. Harris
2012	Tony Chennault Brooks Godwin C.J. Harris
2013	Chase Fischer C.J. Harris Travis McKie
2014	Game captains
2015	Darius Leonard Codi Miller-McIntyre Devin Thomas
2016	Codi Miller-McIntyre Devin Thomas
2017	Austin Arians Bryant Crawford Mitchell Wilbekin
2018	Keyshawn Woods Bryant Crawford Mitchell Wilbekin Keyshawn Woods

ALL-TIME JERSEY NUMBERS

0

Chris Ellis 2003-04-05-06
 Jeff Teague 2008-09
 J.T. Terrell 2011
 Codi Miller-McIntyre 2013-14-15-16
 Brandon Childress 2017-18

1

Justin Gray 2003-04-05-06
 Al-Farouq Aminu 2009-10
 Tony Chennault 2011-12
 Madison Jones 2013-14-15
 Keyshawn Woods 2017-18

2

Scott Benken 2003-04
 Jeremy Ingram 2004
 Shamaine Dukes 2006-07
 Gary Clark 2008-11
 Anthony Fields 2012
 Devin Thomas 2013-14-15-16
 Donovan Mitchell 2017-18

PAUL 3

CHRIS PAUL 2004-05
 John Toms 1982-83-84
 Greg Keith 1987-88
 David Hedgecoe 1991-92
 Barry Canty 1993-94-95
 Aron McMillian 1998
 Broderick Hicks 1999-00-01-02

4

Clay Dade 1986
 Kyle White 1988
 Derrick McQueen 1989-90-91-92
 Matt Burns 1995
 Robert O'Kelley 1998-99-00-01
 Taron Downey 2002-03-04-05
 Harvey Hale 2006-07-08-09
 Daniel Green 2012-13-14-15
 Doral Moore 2016-17-18

HOWARD 5

JOSH HOWARD 2000-01-02-03
 Eddie Thurman 1979
 Billy Robinson 1986
 Mitch Cullen 1987
 Daric Keys 1988-90
 Stacey Castle 1993-94
 Steven Goolsby 1995-96-97-98
 Aron McMillian 1999

10

John Kotecki 1954
 Ernie Wiggins 1955-56-57
 Jerry Mitchell 1958-59 ^
 Alley Hart 1960*-61*
 Butch Hassell 1962*-63*-64*
 Dick Myers 1965
 Harry Hutchins 1966
 Jay Randall 1967-68-69
 Bob Hook 1970-71-72
 Tony Byers 1973-74

Eddie Thurman 1978
 Scott Davis 1981-82-83-84
 Jeff McGill 1985
 Cal Boyd 1986-87-88-89
 Rusty LaRue 1993-94-95-96
 Cureton Johnson 1997
 Jim Fitzpatrick 1999-00
 Matt Lineberger 2001
 Jamaal Levy 2002-03-04-05
 John Buck 2003-04-05-06
 Ishmael Smith 2007-08-09-10
 Chase Fischer 2012-13
 Mitchell Wilbekin 2015-16-17-18

11

Billy Lyles 1954
 Kenneth Cox 1955
 Jim Campbell 1956
 Bill Tucker 1957
 George Ritchie 1958 ^
 Alley Hart 1959-60 ^-61 ^
 Butch Hassell 1962 ^-63 ^-64 ^
 Bill Joyner 1965-66
 Jerry Montgomery 1967-68-69
 John Lewkowicz 1970
 Mark Dale 1976-77-78-79
 Steve Warden 1983
 Kevin McMillan 1986
 Mitch Cullen 1988
 Charlie Harrison 1993
 Joseph Amonett 1996-97-98-99
 A.W. Hamilton 2001-02
 Cameron Stanley 2006-07-08
 C.J. Harris 2010-11-12-13
 Greg McClinton 2014-15-16-17
 Melo Eggleston 2018

DAVIS 12

CHARLIE DAVIS 1969-71
 Bill Livengood 1954
 Jim Campbell 1955
 Jim Gulley 1956-57
 David Budd 1958-59*-60*
 Bob Woollard 1961*-62*-63*
 Tommy Steele 1964*
 Newton Scott 1965
 Paul Long 1967

13

Lefty Davis 1954-55
 Jack Williams 1956-57
 Winston Wiggins 1958-59
 David Budd 1960 ^
 Bob Woollard 1961 ^-62 ^-63 ^
 Tommy Steele 1964 ^
 Dennis Moody 1965-66
 Mickey Bertram 1967
 Bob Dwyer 1972-73-74
 Steve Ray 1988-89-90-91
 Charlie Harrison 1994
 Loren Woods 1997-98
 Vytas Danelius 2002-03-04-05
 Matt Smith 2006
 Chas McFarland 2007-08-09-10
 Coron Williams 2014
 Darius Leonard 2015
 Bryant Crawford 2016-17-18

BOGUES 14

TYRONE BOGUES 1984-85-86-87
 Tom Preston 1954-55
 Kenneth Cox 1956-57
 George Ritchie 1958*
 Winston Wiggins 1960*
 Ted Zawacki 1961*-62*-63*
 Jay Martin 1963 ^
 Tommy Byrne 1964*
 Bob Leonard 1964 ^
 Clark Pool 1965-66
 Bob Wills 1967
 Tommy Lynch 1968
 John Lewkowicz 1971-72
 Phil Perry 1973-74-75
 Frank Johnson 1977-78-79-80-81

BROWN 15

SKIP BROWN 1974-75-76-77
 Maurice George 1954-55
 Joe Stepusin 1956-57
 Wendell Carr 1958
 Bill Fennell 1959
 Winston Wiggins 1960 ^
 Ted Zawacki 1961 ^-62 ^-63 ^
 Jay Martin 1963*
 Tommy Byrne 1964 ^
 Bob Leonard 1964*-65-66
 Delaney Rudd 1982-83-84-85
 Armond Wilson 1996

20

Graham Phillips 1954-55
 Don Scalf 1956-57
 Bill Cullen 1959 ^
 Frank Loeffler 1960*
 Gene Jackson 1961*
 Bill Hull 1962*
 Al Lozier 1963*-64*
 Paul Crinkley 1966-67-68
 Bo DuBose 1969
 Eddie Payne 1971-72-73
 Charlie Ryan 1974
 David Morris 1977-78-79-80
 Danny Young 1981-82-83-84
 Rod Watson 1986-87
 Darryl Cheeley 1989
 Marc Scott 1995-96-97
 Niki Arinze 1998-99
 Alan Williams 2001-02-03-04
 Graeme Keith 2005
 Mike Lepore 2006-07-08-09
 Ari Stewart 2010-11
 Miles Overton 2014-15
 John Collins 2016-17
 Terrence Thompson 2018

DUNCAN 21

TIM DUNCAN 1994-95-96-97
 Bill Yarbrough 1954
 Jim Gilley 1955
 Jack Frauson 1956
 Joe Ladd 1957
 Frank Loeffler 1960 ^

Gene Jackson 1961 ^
 Bill Hull 1962 ^
 Al Lozier 1963 ^-64 ^
 Roger Mayhew 1966
 Tommy Lynch 1969-70
 Joe Neal 1971
 Glenn Mayers 1981
 Kenny Green 1983-84-85
 Arthur Larkins 1986-87
 Robert Siler 1988-89-90-91
 Derrick Hicks 1992-93

CHILDRESS 22

RANDOLPH CHILDRESS 1991-93-94-95
 John DeVos 1954-55
 Henry Bowers 1956-57-58
 George Ritchie 1959-60*
 Dave Wiedeman 1961*-62*-63*
 Harry Hutchins 1964*
 Jim Altengarten 1965
 Norwood Todmann 1968-69-70
 Willie Griffin 1972-73
 Fran McCaffery 1978
 Chuck Kepley 1982-83-84-85
 Drew Boggs 1986
 Tony Black 1987-88-89

23

Bob Weatherspoon 1954
 Joe Stepusin 1955
 George Ritchie 1960 ^
 Dave Wiedeman 1961 ^-62 ^-63 ^
 Harry Hutchins 1964 ^
 Newton Scott 1966-67-68
 Dan Ackley 1969-70
 Jeff Stewart 1971
 Benny McKaig 1979-80
 Hartmut Ortmann 1985
 Antonio Johnson 1987-88-89-90
 Robert Doggett 1991-92
 Antonio Jackson 1995-96
 Tim Fuller 1997-98-99-00
 Richard Joyce 2003-04-05
 Kevin Swinton 2006-07
 James Johnson 2008-09
 Melvin Tabb 2011
 Rondale Watson 2015-16
 Chaundee Brown 2018

HEMERIC 24

DICKIE HEMERIC 1954-55

25

Frank McRae 1954
 John Kotecki 1955
 Wendell Carr 1956-57
 Charles Forte 1958-59
 Bill Fennell 1960-61
 Jimmy Snyder 1965-66-67
 John Orenczak 1971-72
 Jerry Schellenberg 1974-75-76-77
 Stewart Wallace 1981-82
 David Carlyle 1988-89-90
 Marc Blucas 1991-92-93-94
 Jerry Braswell 1995-96-97-98
 Darius Songalia 1999-00-01-02
 T.J. Little 2003

ALL-TIME JERSEY NUMBERS

Scott Feather 2004-05
 Jimmy McQuilkin.....2009
 Konner Tucker.....2010
 Nikita Mescheriakov 2010-11-12
 Cornelius Hudson 2015-16
 Sam Japhet-Mathias..... 2017-18

30

Tommy McCoy 1960*-61*-62*
 Richard Herring..... 1963*-64*-65
 Bob Wills1966
 Dan Ackley1968
 Bob Rhoads..... 1969-70-71
 Bob Hook.....1973
 Dan Moody..... 1974-75
 Maurice Davis 1976-77
 Alvis Rogers 1979-80-81-82-83
 Tom Wise1988-89-90-91
 Tony Rutland..... 1995-96-97-98
 Matt Smith.....2007
 Jimmy McQuilkin.....2008
 Brett Bitove2009
 Phaethon Bolton2010
 Travis McKie.....2011-12-13-14
 Olivier Sarr.....2018

31

Al DePorter.....1954
 Jack Murdock 1955-56-57
 Bill Greene..... 1958-59 ^
 Tommy McCoy 1960 ^ -61 ^ -62 ^
 Richard Herring.....1963 ^ -64 ^
 Jim Boshart..... 1966-67
 Gil McGregor 1969-70-71
 Justin Ellis 1978-79
 Kenny Vaughns..... 1980-81
 Dennis Calvert 1985-86
 Anthony Tucker..... 1990-91-92
 Matt Simpson1995
 Ervin Murray 1999-00-01-02
 Eric Williams 2003-04-05-06
 Jamie Skeen 2007-08
 Andre Washington2013-14-15-16

GRIFFIN 32

ROD GRIFFIN..... 1975-76-77-78
 Bill Cullen 1959*-60*
 Bob Bryan1961*
 Walter Noell1962*
 Danny Loftin1963*
 Bill Joyner1964*
 Jimmy Broadway1968
 Neil Pastushok..... 1969-70
 Willie Griffin.....1971
 Sam Jackson.....1973

33

Ray Lipstas.....1954
 Jon Gerdes 1955-56
 Dickie Odom1957
 Wayne Calloway..... 1958 ^
 David Adkins1959
 Bill Cullen 1960 ^
 Bob Bryan1961 ^
 Walter Noell 1962 ^
 Danny Loftin 1963 ^
 Bill Joyner 1964 ^
 Sherrill Whitaker..... 1966-67
 Dickie Walker 1968-69-70

Pat Kelly1971
 Randy Adams.....1973
 Henry Hicks 1974-75-76
 Leroy McDonald 1977-78
 Sylvester Charles..... 1982-83
 Ralph Kitley 1987-88-89-90
 Rodney West.....1997
 James Griffin 1998-99
 Niki Arinze 1999-00
 Steve Lepore..... 2002-03
 Trent Strickland 2004-05-06
 Anthony Gurley2007
 Carson Desrosiers 2011-12
 Aaron Rountree III 2013-14-15
 Rich Washington 2017-18

34

Dickie Odom 1958*-59*
 Billy Packer 1960*-61*-62*
 Billy Smith 1963*-64*
 David Stroupe..... 1966-67-68
 Larry Habegger..... 1969-70
 Mike Parrish 1973-74-75
 Steve Young1977
 Brad Williamson1980
 Lee Garber..... 1982-83-84-85
 Todd Sanders 1988-89-90-91
 Travis Banks 1992-93-94-95
 Antwan Scott..... 1999-00-01-02
 Trent Strickland2003
 Todd Hendley.....2004
 Michael Drum 2006-07
 Tyler Cavanaugh 2013-14
 Austin Arians.....2017
 Sunday Okeke2018

35

Dean Edwards1955
 John Reed 1956-57
 Dickie Odom 1958 ^ -59 ^
 Wayne Calloway.....1958*
 Billy Packer 1960 ^ -61 ^ -62 ^
 Billy Smith 1963 ^ -64 ^ -65
 Larry Habegger.....1968
 Rich Habegger..... 1970-71-72
 Guy Morgan 1979-80-81-82
 David Rasmussen..... 1992-93
 Kyle Fowler.....2008
 Ben Davis.....2009
 Kyle Fowler.....2010
 Will Murphy2013
 Stephen Prendergast..... 2014-15-16

40

Jerry Steele..... 1960*-61*
 Frank Christie..... 1962*-63*-64
 Jim Boshart1965
 Neil Pastushok.....1971
 Danny Moses1973
 Haley Hall 1974-75
 John Hendler..... 1977-78-79-80
 Sam Ivy1987-88-89-90
 Trelonnie Owens..... 1991-92-93-94
 Sean Allen 1996-97
 Ty Walker..... 2009-10-11-12
 Anthony Bilas 2016-17-18

41

Jerry Steele 1959-60 ^ -61 ^
 Frank Christie.....1962 ^ -63 ^
 Michael Dean1972

Lee Foye.....1973-74-75-76
 Wilbert Singleton 1978-79-80-81
 Cordell Llewellyn1992
 Rafael Vidaurreta..... 1998-99-00-01
 Brooks Godwin 2009-10-11-12
 Duke Antonelli 2013-14
 Aaron Spivey 2017-18

42

Olin Broadway1957
 David Adkins1960*
 Paul Caldwell.....1961*
 Richard Carmichael 1962*-63*-64*
 Jerry Campbell1972
 Daryl Peterson 1975-76
 Chuck Dahms 1980-81
 Mark Cline 1984-85-86-87
 Bobby Fitzgibbons 1993-94
 Craig Dawson 1999-00-01-02
 L.D. Williams 2007-08-09-10
 Spencer Jennings..... 2011-13
 Gilbert McGregor..... 2015-16

43

Lefty Davis1956
 David Budd 1959 ^
 David Adkins 1960 ^
 Paul Caldwell..... 1961 ^
 Richard Carmichael 1962 ^ 63 ^ 64 ^
 Charlie Floyd 1975-76-77
 Todd May 1984-85
 Brian Jessen2005
 Aaron Ingle.....2010-11-12
 Trent VanHorn..... 2014-15-16-17

44

Jeff Stewart1944
 Olin Broadway 1958*-59*
 Gene Compton1960*
 Brad Brooks 1962*-63*
 Ronny Watts 1963 ^ -64-65
 Jimmy Broadway 1966-67
 J.J. Grant1973
 Don Mulnix..... 1974-75
 Mike Palma 1976-77-78
 Mike Helms 1979-80-81-82
 Charlie Thomas..... 1985-86
 Chris King 1989-90-91-92
 Ricky Peral 1994-95-96-97
 Josh Shoemaker 1998-99-00-01
 David Weaver..... 2007-08-09-10
 Dinos Mitoglou 2015-16-17

45

Olin Broadway 1958 ^ -59 ^
 Gene Compton 1960 ^
 Brad Brooks 1962 ^ -63 ^ -64
 Ronny Watts1963*
 Sherrill Whitaker.....1965
 Pat Kelly 1972-73
 Cal Stamp 1974-75
 Paul Deibert1986
 Phil Medlin 1989-90-91-92
 Casey Crawford.....2007
 Jason Philippe2008
 Ryan Keenan 2010-11-12
 A.W. Adala Moto 2013-14
 Troy Rike 2015-16-17-18

CHAPPELL 50

LEN CHAPPELL.....1960*-61*-62*
 Kenneth Cox.....1958*
 Bill Greene.....1959*

51

Kenneth Cox..... 1958 ^
 Len Chappell..... 1960 ^ -61 ^ -62 ^
 Stan King.....1991-92-93-94
 Grant O'Brien..... 2013-14-15-16

52

Jerry Mitchell 1959*-60*
 Al Koehler..... 1961*-62*-63*
 Bill Nesbit1964
 Tim Stare 1973-74
 Larry Harrison 1976-77-78-79
 Mike Hillman1984
 Pete Milner.....1992
 Marc Schoone.....1994
 William Stringfellow 1996-97
 Tate Decker2000
 Bobby Hoekstra 2006-07-08-09
 Denmore McDermott 2010-11
 Doug Niedrich 2012-13-14-15
 Britton Anderson 2016-17-18

53

Jerry Mitchell 1960 ^
 Al Koehler..... 1961 ^ -62 ^ -63 ^
 Dick Myers1964
 John Orenczak.....1973
 Alfred Myatt 1974-75-76
 Craig Wessel 1984-85
 Ken Herbst1997
 Dshamal Schoetz2003

ROGERS 54

RODNEY ROGERS1991-92-93
 Charlie Forte1960*
 Tom Weadock1961*
 John Anderson 1963*-64-65
 Don Mulnix1977
 Jim Johnstone 1979-80-81-82
 Tony Karasek 1983-84

55

Bill Greene1957
 Charlie Forte 1960 ^
 Tom Weadock 1961 ^
 John Anderson 1963 ^
 Anthony Teachey..... 1981-82-83-84
 Mike Scott1986
 Alan Dickens1987
 Mark Forester..... 1990-91-92
 Steve Rich1993
 Kyle Visser.....2004-05-06-07
 Tony Woods 2009-11

CAPS denote retired jersey
 * - home jersey
 ^ - road jersey

ACC HONORS



ACC PLAYER OF THE YEAR

- 1954 Dickie Hemric
- 1955 Dickie Hemric
- 1961 Len Chappell
- 1962 Len Chappell
- 1971 Charlie Davis
- 1977 Rod Griffin
- 1993 Rodney Rogers
- 1996 Tim Duncan
- 1997 Tim Duncan
- 2003 Josh Howard



ACC ROOKIE OF THE YEAR

- 1991 Rodney Rogers
- 1998 Robert O'Kelley
- 2004 Chris Paul



ACC MOST IMPROVED PLAYER

- 2017 John Collins



ACC COACH OF THE YEAR

- 1956 Murray Greason
- 1960 Bones McKinney
- 1961 Bones McKinney
- 1991 Dave Odom
- 1994 Dave Odom
- 1995 Dave Odom
- 2003 Skip Prosser

ALL-ACC SELECTIONS (MEDIA)

- 1954..... **Dickie Hemric (1st)**
..... Lowell Davis (2nd)
- 1955..... **Dickie Hemric (1st)**
..... Lowell Davis (2nd)
- 1956..... Lowell Davis (1st)
..... Jackie Murdock (2nd)
- 1957..... Jackie Murdock (1st)
..... Jack Williams (1st)
..... Ernie Wiggins (2nd)
- 1958..... Dave Budd (2nd)
- 1960..... Len Chappell (1st)
..... Dave Budd (2nd)
..... Billy Packer (2nd)
- 1961..... **Len Chappell (1st)**
..... Billy Packer (1st)
- 1962..... **Len Chappell (1st)**
..... Dave Wiedeman (2nd)
- 1963..... Dave Wiedeman (1st)
- 1964..... Frank Christie (1st)
..... Ronny Watts (2nd)
..... Butch Hassell (2nd)
- 1965..... Bob Leonard (1st)
..... Ronny Watts (2nd)
- 1966..... Bob Leonard (1st)
..... Paul Long (2nd)
- 1967..... Paul Long (1st)
- 1969..... Charlie Davis (1st)
- 1970..... Charlie Davis (1st)
- 1971..... **Charlie Davis (1st)**
- 1973..... Tony Byers (2nd)
- 1974..... Tony Byers (2nd)
- 1975..... Skip Brown (1st)
- 1976..... Skip Brown (2nd)
..... Rod Griffin (2nd)
- 1977..... Rod Griffin (1st)
..... Skip Brown (1st)
- 1978..... **Rod Griffin (1st)**
..... Frank Johnson (2nd)
- 1979..... Frank Johnson (2nd)
- 1981..... Frank Johnson (1st)
- 1982..... Jim Johnstone (2nd)
- 1984..... Kenny Green (2nd)
..... Anthony Teachey (2nd)
- 1985..... Kenny Green (2nd)
- 1987..... Tyrone Bogues (1st)
- 1988..... Sam Ivy (2nd)
- 1991..... Rodney Rogers (2nd)
- 1992..... Rodney Rogers (1st)
- 1993..... **Rodney Rogers (1st)**
..... Randolph Childress (2nd)
- 1994..... Randolph Childress (1st)
..... Trelonnie Owens (3rd)
- 1995..... Randolph Childress (1st)
..... Tim Duncan (1st)
- 1996..... **Tim Duncan (1st)**
- 1997..... **Tim Duncan (1st)**
..... Tony Rutland (3rd)
- 1999..... Robert O'Kelley (2nd)
- 2000..... Darius Songaila (3rd)
- 2001..... Josh Howard (2nd)
- 2002..... Darius Songaila (2nd)
..... Josh Howard (3rd)
- 2003..... **Josh Howard (1st)**
..... Vytas Danelius (2nd)
- 2004..... Justin Gray (1st)
..... Chris Paul (3rd)
- 2005..... Chris Paul (1st)
..... Justin Gray (2nd)
..... Eric Williams (2nd)
- 2006..... Justin Gray (2nd)
..... Eric Williams (3rd)
- 2007..... Kyle Visser (3rd)
- 2008..... James Johnson (3rd)
- 2009..... Jeff Teague (2nd)
..... James Johnson (3rd)
- 2010..... Al-Farouq Aminu (2nd)
..... Ishmael Smith (2nd)
- 2012..... C.J. Harris (3rd)
..... Travis McKie (HM)
- 2013..... C.J. Harris (HM)
..... Travis McKie (HM)
- 2015..... Codi Miller-McIntyre (HM)
- 2016..... Devin Thomas (HM)
- 2017..... John Collins (1st)
- 2018..... Bryant Crawford (HM)

COACHES ALL-ACC TEAMS

- (separate team 2012-13 to 2015-16)*
- 2013..... C.J. Harris (3rd)
 - 2016..... Devin Thomas (HM)

Unanimous Selection in Bold

THREE-TIME FIRST TEAM ALL-ACC

- Len Chappell..... 1960-62
- Charlie Davis..... 1969-71
- Tim Duncan..... 1995-97

TWO-TIME FIRST TEAM ALL-ACC

- Dickie Hemric..... 1954-55
- Bob Leonard..... 1965-66
- Skip Brown..... 1975, 77
- Rod Griffin..... 1977-78
- Rodney Rogers..... 1992-93
- Randolph Childress..... 1994-95

TWO-TIME UNANIMOUS FIRST TEAM ALL-ACC

- Dickie Hemric..... 1954-55
- Len Chappell..... 1961-62
- Tim Duncan..... 1996-97

THREE-TIME ALL-ACC

- Lowell Davis..... 1954-56
- Len Chappell..... 1960-62
- Charlie Davis..... 1969-71
- Skip Brown..... 1975-77
- Rod Griffin..... 1976-78
- Frank Johnson..... 1978-79, 81
- Rodney Rogers..... 1991-93
- Randolph Childress..... 1993-95
- Tim Duncan..... 1995-97
- Josh Howard..... 2001-03
- Justin Gray..... 2004-06

ALL-ACC AS A FRESHMAN

- Rodney Rogers..... 1991 (2nd)
- Chris Paul..... 2004 (3rd)
- James Johnson..... 2008 (3rd)

ACC HONORS

ACADEMIC ALL-ACC

1963..... Richard Carmichael
 1967..... Jerry Montgomery
 1969..... Jerry Montgomery
 1970..... Dan Ackley
 Dick Walker
 1973..... Bobby Hook
 1983..... Lee Garber
 1984..... Lee Garber
 1985..... Lee Garber
 1987..... Alan Dickens
 1988..... Tom Wise
 1989..... Tom Wise
 1990..... Tom Wise
 1991..... Tom Wise
 Steve Ray
 1992..... Mark Forester
 1993..... Marc Blucas
 1994..... Marc Blucas
 Rusty LaRue
 1995..... Ricky Peral
 Rusty LaRue
 1996..... Ricky Peral
 Rusty LaRue
 1997..... Ricky Peral
 1999..... Broderick Hicks
 2000..... Broderick Hicks
 2001..... Broderick Hicks
 Darius Songaila
 2002..... Broderick Hicks
 Darius Songaila
 2004..... Chris Paul
 Kyle Visser
 2005..... Chris Paul
 Kyle Visser
 2006..... Kyle Visser
 2007..... Kyle Visser
 2008..... Gary Clark
 2010..... C.J. Harris
 2012..... Anthony Fields
 2013..... Tyler Cavanaugh
 2014..... Coron Williams
 2018..... Keyshawn Woods

ACC ALL-FRESHMAN TEAM

(began in 1992-93)
 1994..... Tim Duncan
 1997..... Loren Woods
 1998..... Robert O'Kelley
 1999..... Darius Songaila
 2003..... Justin Gray
 2004..... Chris Paul
 2008..... James Johnson
 Jeff Teague
 2009..... Al-Farouq Aminu
 2010..... C.J. Harris
 2011..... Travis McKie
 2013..... Devin Thomas
 2016..... Bryant Crawford

ACC PLAYER OF THE WEEK

(began in 1969-70)
 1970..... Charlie Davis (2)
 1971..... Charlie Davis
 1973..... Tony Byers
 1974..... Tony Byers
 Lee Foye
 1975..... Skip Brown
 1976..... Daryl Peterson
 Rod Griffin
 Jerry Schellenberg
 Skip Brown
 1977..... Skip Brown (2)
 Jerry Schellenberg
 Rod Griffin
 1978..... Larry Harrison
 Rod Griffin
 1980..... Mike Helms
 1981..... Guy Morgan
 Jim Johnstone
 Frank Johnson
 1982..... Jim Johnstone
 Guy Morgan
 1984..... Anthony Teachey
 1985..... Kenny Green
 Tyrone Bogues

1988..... David Carlyle
 1991..... Randolph Childress
 1992..... Rodney Rogers
 1993..... Randolph Childress
 Rodney Rogers
 1994..... Randolph Childress (3)
 Tim Duncan
 1995..... Randolph Childress (2)
 Tim Duncan (2)
 1996..... Tim Duncan (4)
 1997..... Tim Duncan (4)
 1999..... Robert O'Kelley (2)
 2000..... Darius Songaila
 2002..... Darius Songaila
 2003..... Josh Howard (4)
 2004..... Eric Williams
 Justin Gray (2)
 2005..... Chris Paul (2)
 Justin Gray
 Eric Williams
 2006..... Justin Gray
 Trent Strickland
 2009..... Jeff Teague (2)
 2010..... Al-Farouq Aminu
 Ishmael Smith
 2013..... C.J. Harris
 2014..... Travis McKie
 2017..... John Collins (2)

ACC ROOKIE OF THE WEEK

(began in 1970-71)
 1973..... Tony Byers
 1974..... Skip Brown
 1976..... Mike Palma
 1977..... Leroy McDonald
 Frank Johnson
 1979..... Guy Morgan (2)
 Alvis Rogers
 Jim Johnstone
 Mike Helms
 1981..... Danny Young
 1982..... John Toms

1983..... Kenny Green
 1985..... Charlie Thomas (3)
 1987..... Sam Ivy (3)
 1988..... Robert Siler
 1989..... Chris King (2)
 Derrick McQueen
 1991..... Rodney Rogers (5)
 Randolph Childress (2)
 1994..... Tim Duncan
 1995..... Tony Rutland
 1997..... Loren Woods (4)
 1998..... Robert O'Kelley (4)
 Niki Arinze
 1999..... Darius Songaila (2)
 Craig Dawson
 2002..... Jamaal Levy
 2003..... Justin Gray
 2004..... Chris Paul (5)
 2006..... Shamaine Dukes
 2007..... Ishmael Smith
 2008..... James Johnson
 Jeff Teague (4)
 2009..... Al-Farouq Aminu (5)
 2010..... C.J. Harris (4)
 Ari Stewart
 2011..... Travis McKie (3)
 2012..... Chase Fischer
 2013..... Devin Thomas
 2015..... Konstantinos Mitoglou
 2016..... Bryant Crawford

ACC ALL-DEFENSIVE TEAM

(began in 1999-00)
 2003..... Josh Howard (1st)
 2004..... Chris Paul (1st)
 Jamaal Levy (2nd)
 2005..... Chris Paul (1st)
 2009..... L.D. Williams (1st)
 2010..... L.D. Williams (1st)

ACC RECORDS HELD BY WAKE FOREST

SINGLE GAME INDIVIDUAL RECORDS

Category	Record	ACC Record Holder
Points (ACC Game)	50	Len Chappell vs. Virginia (2/12/62)
Cons. 30pt Games	8	Len Chappell (1962)
Rebounds	36	Dickie Hemric vs. Clemson (2/4/55)
Rebounds (ACC)	36	Dickie Hemric vs. Clemson (2/4/55)
3-point FGs	11	Craig Dawson vs. Clemson (2/13/02)
3-point FGs (ACC)	11	Craig Dawson vs. Clemson (2/13/02)
3-point FG% (ACC)	6-of-6	C.J. Harris vs. Virginia Tech (3/10/13)
FT Attempts	26	Dickie Hemric vs. Duke (2/19/55)
FT Attempts (ACC)	26	Dickie Hemric vs. Duke (2/19/55)

SINGLE GAME TEAM RECORDS

Category	Record	Opponent
Points (losing team)	115	vs. Clemson (115-118, 2ot), 2/13/02
Fewest FTs	0	vs. Virginia, 2/25/87
FT Percentage	100 (32-32)	vs. North Carolina (1/15/05)

SEASON INDIVIDUAL RECORDS

Category	Record	ACC Record Holder
Rebounds (ACC)	239	Tim Duncan (1996-97)
FT Attempts	403	Dickie Hemric (1954-55)


SEASON TEAM RECORDS

Category	Record	Season
Cons. FTs Made	50	1/15/05 to 1/18/05
FTs/Game	26.3	1953-54

CAREER INDIVIDUAL RECORDS

Category	Record	ACC Record Holder
Rebounds	1,802	Dickie Hemric (1952-55)
Rebound Avg.	17.3	Dickie Hemric (1952-55)
FT Attempts	1,359	Dickie Hemric (1952-55)

ALL-AMERICANS



DICKIE HEMRIC

One of the most dominating players in Wake Forest and Atlantic Coast Conference history, Dickie Hemric led the Deacons from 1952-55. He remains the all-time leading scorer and rebounder at Wake Forest. He won back-to-back conference Player of the Year awards in the ACC's first two years of existence.


In addition, he is one of an elite class of players in NCAA history to score more than 2,000 points (2,587) and grab more than 1,000 rebounds (1,802). That career rebound total is the fifth-highest in NCAA history and his four-year totals for free throws (905) and free throw attempts (1,359) are still national records.

After concluding his career at Wake Forest, he was drafted by the Boston Celtics where he played for two seasons. His jersey No. 24 was the first to be retired by Wake Forest, and he was inducted into the WFU Hall of Fame in 1974.

1954 3-AP
1955 1-NABC; 2-AP, UPI; 4-CV

HEMRIC'S CAREER STATISTICS

YEAR	G	FG	FT	REB	AVG	PTS	AVG
1952	24	182	174	447	18.6	538	22.4
1953	25	212	199	416	16.6	623	24.9
1954	28	225	230	424	15.1	680	24.3
1955	27	222	302	515	19.0	746	27.6
Totals	104	841	905	1802	17.3	2587	24.88



JACKIE MURDOCK

Jackie Murdock was an outstanding floor leader on Demon Deacon teams of the mid-50s and one of only two players to ever lead the ACC in free throw percentage and field goal accuracy in the same season (1956).

He was named All-America and All-ACC in 1957 after earning second-team all-league recognition the preceding campaign. Accuracy from the stripe was his trademark as evidenced by the 39 straight he made one season. That record stood for two decades until Skip Brown bettered it in 1976.


Following his playing days, he returned to Wake and served as an assistant coach under Bones McKinney. He also filled the role as head coach for a single season in 1966.

He was inducted into the WFU Hall of Fame in 1982 and was honored with the basketball team lounge being named in his honor in 1990.

1957 2-CV

MURDOCK'S CAREER STATISTICS

YEAR	G	FG	FT	REB	AVG	PTS	AVG
1955	27	129	101	110	4.0	359	13.3
1956	28	124	203	127	4.5	451	16.1
1957	28	134	161	105	3.8	429	15.3
Totals	83	387	465	342	4.1	1239	14.9



LEN CHAPPELL

The first consensus All-American in Wake Forest basketball history, Len Chappell achieved that honor in 1962 when he led the Deacons to their first and only Final Four.

He was named to the NCAA all-tournament team that season after helping the Deacons to a third-place national finish. That honor followed a second straight selection as ACC Player of the Year in which he became the only player in ACC history to average more than 30 points per game for a season (30.1) in 1962.


A three-time first-team all-conference performer, Chappell ranks third on the all-time Wake Forest scoring list, despite playing only three seasons, and is the school's third-leading all-time rebounder as well.

He went on to play for 10 years in the NBA before returning to Wake Forest for the retirement of his No. 50 jersey and Hall of Fame induction in 1980.

1961 1-CV
1962 1-AP, CB, USBWA; 2-NABC, UPI

CHAPPELL'S CAREER STATISTICS

YEAR	G	FG	FT	REB	AVG	PTS	AVG
1960	28	166	156	350	12.5	488	17.4
1961	28	271	203	393	14.0	745	26.6
1962	31	327	278	470	15.2	932	30.1
Totals	87	764	637	1213	17.3	2165	24.89



CHARLIE DAVIS

Known simply by Wake Forest fans as "CD," Charlie Davis is one of the most exciting players ever to wear the Old Gold and Black.


His 24.9 points per game average is the best in Deacon history and he stands seventh overall with nearly 2,000 points over three seasons (1,970). He was selected to the All-ACC first-team three consecutive years and was voted the league's Player of the Year as a senior in 1971. One of his many scoring records that still stands is his 51-point outburst against American University in old Memorial Coliseum in 1969. He also holds the Wake Forest and ACC career free throw percentage record of 87.3 percent.

Davis played with Cleveland and Portland during his NBA career and recently served as athletic director at North Carolina A&T. In addition to having his jersey retired, he was inducted into the Wake Forest Hall of Fame in 1984.

1971 2-CV; 4-NABC

DAVIS' CAREER STATISTICS

YEAR	G	FG	FT	REB	AVG	PTS	AVG
1969	27	211	194	128	4.7	616	22.8
1970	26	234	196	138	5.3	664	25.5
1971	26	251	188	114	4.4	690	26.5
Totals	79	696	578	380	4.8	1970	24.94



SKIP BROWN

An exciting four-year starter, Skip Brown was one of the nation's premier shooting guards during his career.

He totaled more than 2,000 points in a Demon Deacon uniform, ranking fifth on the school's all-time list with 2,034. His 846 field goals made, however, ranks first among all Demon Deacons, as does his 43 consecutive free throws made.

In addition to being an outstanding shooter, he was also a playmaker who dished out 579 career assists, second-highest at Wake Forest behind only Muggsy Bogues.

An All-Atlantic Coast Conference first-team selection as both a sophomore (1975) and senior (1977), Brown was also elected to the second team in 1976.


He led the Demon Deacons in scoring, field goal percentage, free throw percentage, steals and assists at least once during his career.

1977 4-NABC

BROWN'S CAREER STATISTICS

YEAR	G	FG	FT	REB	AVG	PTS	AVG
1974	26	150	44	78	3.0	344	13.2
1975	26	250	89	177	6.8	589	22.7
1976	26	223	97	137	5.3	543	20.9
1977	30	223	112	187	6.2	558	18.6
Totals	108	846	342	579	5.4	2034	18.8

ALL-AMERICANS



ROD GRIFFIN

The term power forward never fit a player better than Rod Griffin, who helped Wake Forest to the NCAA regional finals for the first time in 15 years during the 1977 season.

He was named ACC Player of the Year that season as a junior, then, was a first-team all-league pick again the following year when he obtained a rare double-double as he led the ACC in both scoring and rebounding in 1978. He is one of only two Deacs ever to accomplish that feat (Len Chappell was the other).


During that magical 1977 season, he topped the conference in field goal percentage with a 62.1 mark -- a Wake Forest record that still stands. He was drafted by the NBA's Denver Nuggets but enjoyed a successful professional career in Europe.

His jersey No. 32 is one of 10 that has been retired in the history of Wake Forest basketball.

1977 1-USBWA; 3-AP, UPI; 5-NABC
1978 1-CB, USBWA; 2-NABC; 3-AP, UPI

GRIFFIN'S CAREER STATISTICS

YEAR	G	FG	FT	REB	AVG	PTS	AVG
1975	25	142	64	190	7.6	348	13.9
1976	27	190	102	242	9.0	482	17.9
1977	26	198	136	224	8.6	532	20.5
1978	29	243	137	291	10.0	623	21.5
Totals	107	773	439	947	8.9	1985	18.6



FRANK JOHNSON

Frank Johnson rates as not only one of Wake Forest's top all-time players, but one of its most popular as well. Nicknamed "the Smiling Deacon" for his on-the-court personality and natural flair, he was able to achieve a number of impressive milestones.

He currently ranks 12th in career points (1,749), third in steals (204) and seventh in assists (460). All of that was achieved in 120 games and 116 starts, the second-highest total in school history behind only Tim Duncan.


After gaining second team All-ACC honors as a sophomore and junior, he was chosen to the first-unit as a senior (1981). A first-round draft pick by the Washington Bullets later that year, he retired in 1994 after helping the Phoenix Suns win the Western Conference title and reach the NBA Finals.

He was inducted into the Wake Forest Hall of Fame in 1998.

1981 2-CV

JOHNSON'S CAREER STATISTICS

YEAR	G	FG	FT	REB	AVG	PTS	AVG
1977	30	150	48	74	2.5	348	11.6
1978	29	193	84	101	3.5	470	16.2
1979	27	169	96	81	3.0	434	16.1
1980	5	9	10	22	4.4	28	5.6
1981	29	187	95	182	6.3	469	16.2
Totals	120	708	333	460	3.8	1749	14.6



RODNEY ROGERS

Perhaps no Deacon ever combined the qualities of power and speed as this hulking superstar who led Wake Forest to three straight NCAA appearances during his career.

Rodney Rogers started as a freshman (1991) and was named ACC Rookie of the Year, receiving 103 of 104 votes, and was a second team All-ACC pick that year. As a sophomore, he joined four seniors on the all-conference first-team, then was the only unanimous all-league selection in 1993 when he topped the ACC in scoring (21.2 ppg).

In 1993, he became the first Deacon to be chosen ACC Player of the Year since Rod Griffin. He ranks 15th all-time at Wake Forest in scoring, 16th in rebounding and fourth in field goal percentage.

Selected by the Denver Nuggets in the first round of the 1993 NBA Draft, he played 12 seasons in the league for seven teams including the Nuggets, Clippers, Suns, Celtics, Nets and Hornets. He was inducted into the WFU Sports Hall of Fame in September 2004.

1993 2-AP, NABC, UPI, USBWA

ROGERS' CAREER STATISTICS

YEAR	G	FG	FT	REB	AVG	PTS	AVG
1991	30	199	81	237	7.9	489	16.3
1992	29	245	86	247	8.5	595	20.5
1993	30	239	134	221	7.4	636	21.2
Totals	89	683	301	705	7.9	1720	19.3



RANDOLPH CHILDRESS

The 1994-95 Wake Forest basketball season will go down as one of the most exciting in school history, and Randolph Childress will be remembered as the main reason why.

His sterling performance in the ACC Tournament, which included the game-winning jumper in overtime to beat North Carolina in the title game, will forever be etched in the memory of all Deacon fans.


That last basket with only four seconds remaining was also significant because it broke the tournament record for total points. Childress ended with 107 points for three games, one better than Lennie Rosenbluth's mark, which had stood for 38 years.

His 2,208 career points rank second behind only Dickie Hemric's total of 2,587. In addition, Childress is the school's all-time leader in 3-point field goals and ranks sixth in ACC history with 329 3-point field goals made. He was inducted into the WFU Sports Hall of Fame in October 2011.

1995 2-AP, NABC, USBWA; 3-UPI

CHILDRESS' CAREER STATISTICS

YEAR	G	FG	FT	REB	AVG	PTS	AVG
1991	29	123	95	65	2.2	405	14.0
1993	30	184	128	126	4.2	592	19.7
1994	29	158	176	114	3.9	567	19.6
1995	32	183	184	167	5.2	644	20.1
Totals	120	648	583	472	3.9	2208	18.4



TIM DUNCAN

Tim Duncan is one of the most decorated players to wear the Old Gold & Black. He led Wake Forest to four straight 20-win seasons and is the winningest player in school history.

The San Antonio Spurs made him the No. 1 overall pick in the 1997 NBA Draft. In his first season he was named the NBA's Rookie of the Year, in addition to earning a spot on the All-NBA First Team. Five times he has led the Spurs to the World Championship while being named the NBA Finals MVP three times. Duncan also played in the 2004 Olympics.

In 1997, he earned first-team All-America honors for the second straight season and was the consensus National Player of the Year. During the year, he became the 10th player in NCAA history to reach the 2,000 points/1,500 rebounds plateau. His skills did not end at scoring and rebounding as he owns 481 career blocks to rank second in the NCAA annals. He recorded a block in 127 of his 128 career games and was also one of the Deacs' best passers, leading the team with 98 assists in 1997.

Duncan was inducted into the Wake Forest Sports Hall of Fame on September 27, 2008.

1995 3-AP, NABC
1996 1-AP, NABC, UPI, USBWA, TSN
1997 1-AP, NABC, UPI, USBWA, TSN

DUNCAN'S CAREER STATISTICS

YEAR	G	FG	FT	REB	AVG	PTS	AVG
1994	33	120	82	317	9.6	323	9.8
1995	32	208	118	401	12.5	537	16.8
1996	32	228	149	395	12.3	612	19.1
1997	31	234	171	457	14.7	645	20.8
Totals	128	790	520	1570	12.3	481	2117

ALL-AMERICANS



JOSH HOWARD

One of the most athletic and versatile players in Wake Forest history, Josh Howard was a consensus first team All-American in 2003.

Howard was named ACC Player of the Year in 2003 and was the first unanimous selection since NC State's David Thompson in 1975. He was named to several All-American teams including the Associated Press team, and he was named national player of the year by four different sources.

Howard left Wake Forest as one of just four players in the history of the ACC to accumulate 1,000 points, 500 rebounds, 200 assists, 200 steals and 100 blocked shots. Howard and Duke's Shane Battier are the only players to produce those numbers and also make 100 career three-point field goals.

After helping Wake win the 2000 NIT title, Howard led the Deacons to three straight NCAA Tournament appearances. In 2003, Wake won the ACC regular season title outright for the first time in 41 years. He was selected in the first round of the 2003 NBA Draft by the Dallas Mavericks and became a starter for the Mavericks in 2004-05.

2003 1-AP, NABC, TSN, ESPN, CNN, BT, Wooden; 2-USBWA

HOWARD'S CAREER STATISTICS

YEAR	G	FG	FT	REB	AVG	ST	PTS	AVG
2000	36	130	63	168	4.7	44	335	9.3
2001	29	143	89	171	5.9	58	393	13.6
2002	31	170	65	240	7.7	49	431	13.9
2003	31	204	145	257	8.3	64	606	19.5
Totals	127	647	362	836	6.6	215	1765	13.9



CHRIS PAUL

In just two seasons - 2004 and 2005 - Paul led Wake Forest to new heights and established himself as one of college basketball's top players.

Paul, who grew up 10 miles from the Wake Forest campus in Lewisville (N.C.), was the ACC Rookie of the Year in 2004 after leading the Deacons to a 21-10 mark and a spot in the Sweet 16 round of the NCAA Tournament.

In 2005, Paul and the Demon Deacons won a school record 27 games and rose to No. 1 in the national polls for the first time in school history.

Paul's career free throw percentage (.838) ranks fifth in Wake Forest history. His career three-point percentage (.469) is the second-highest in Wake history. Paul also ranks ninth in school history with 395 career assists and seventh in career steals with 160.

Paul declared for the NBA Draft after his sophomore season - the first Deacon to do so since Rodney Rogers in 1993 - and was the No. 4 overall pick by the New Orleans Hornets. He was the 2006 NBA Rookie of the Year. In 2008, he finished second in voting for league MVP and won an Olympic gold medal.

2005 1-AP, USBWA, NABC, TSN, ESPN, Rupp, BT, Wooden

PAUL'S CAREER STATISTICS

YEAR	G	FG	FT	REB	AVG	AS	PTS	AVG
2004	31	135	150	101	3.3	183	460	14.8
2005	32	143	156	144	4.5	212	488	15.3
Totals	63	278	306	245	3.9	395	948	15.0



JEFF TEAGUE

Jeff Teague came to Wake Forest with little fanfare but left with a ton of notoriety. After a solid freshman season in 2008-09, Teague burst onto the national scene as a sophomore and was a consensus second team All-America pick.

As a freshman, Teague was one of the top rookies in the ACC. He was named to the ACC All-Freshman Team as he averaged 13.9 points and 1.8 steals per game.

Teague became a household name the following year after dropping 30 points in a win at BYU and 34 points in Wake Forest's defeat of eventual national champion North Carolina in back-to-back January games. Teague averaged 18.8 points on the year, scoring in double figures in every game.

Teague's breakout season propelled the Deacons to a school-best 16-0 start and a No. 1 national ranking midway through the year.

Teague declared for the NBA Draft after his sophomore season, along with classmate James Johnson, and was the No. 19 overall pick by the Atlanta Hawks.

2009 2-USBWA, NABC, TSN; HM-AP

TEAGUE'S CAREER STATISTICS

YEAR	G	FG	FT	REB	AVG	AS	PTS	AVG
2008	30	135	114	82	2.7	74	416	13.9
2009	31	180	179	102	3.3	110	584	18.8
Totals	61	315	293	184	3.0	184	1000	16.4



AL-FAROUQ AMINU

Al-Farouq Aminu entered Wake Forest as one of the most highly-touted recruits in program history. The 6-9 forward out of Norcross, Ga. did nothing to diminish that reputation in his two seasons as a Demon Deacon.

Aminu helped Wake Forest to consecutive NCAA Tournament appearances, including the school's first Tournament win in five seasons in 2010.

Aminu was one of the top freshmen in the country in 2008-09, finishing runner-up in ACC Rookie of the Year balloting. A Freshman All-American, Aminu averaged 12.9 points and 8.2 rebounds on a Wake Forest team that was ranked in the top 10 in the country for much of the season.

As a sophomore in 2009-10, Aminu proved to be a double-double machine averaging 15.8 points and 10.7 rebounds per game. The only ACC player to average a double-double, Aminu was the first Deacon since Tim Duncan to lead the ACC in rebounding.

Aminu declared for the NBA Draft after his sophomore season and was the No. 8 overall pick by the LA Clippers. He played one season in LA before being traded to New Orleans.

Aminu played for Nigeria in the 2012 London Olympics.

2010 3-CBSSports, FoxSports; HM-AP

AMINU'S CAREER STATISTICS

YEAR	G	FG	FT	REB	AVG	AS	PTS	AVG
2009	31	146	102	253	8.2	46	401	12.9
2010	31	167	139	332	10.7	41	491	15.8
Totals	62	313	241	585	9.4	87	892	14.4



JOHN COLLINS

John Collins transformed from a recruit outside the top 150 of his high school class to an All-American as a sophomore during his two seasons at Wake Forest.

After a freshman season where he came off the bench to average 7.3 points and 3.9 rebounds, Collins had a breakout 2016-17 season to earn ACC Most Improved Player honors. The native of West Palm Beach, Fla., averaged 19.2 points and 9.8 rebounds per game during his sophomore season, posting 17 double-doubles while leading the Demon Deacons to their first NCAA appearance since 2010. His 20.3 scoring average in ACC play led the league. Collins led the league in field goal percentage in both conference games (63.9%) and overall (62.2%). His streak of 12 consecutive 20-point games was the longest in ACC play since NC State's T.J. Warren in 2014 and the longest by a Demon Deacon in over four decades.


Collins was selected by the Atlanta Hawks with the No. 19 overall selection in the 2017 NBA Draft.

2017 2-BT

COLLINS' CAREER STATISTICS

YEAR	G	FG	FT	REB	AVG	AS	PTS	AVG
2016	31	81	65	122	3.9	7	227	7.3
2017	33	234	164	324	9.8	17	632	19.2
Totals	64	315	229	446	7.0	24	859	13.4

NATIONAL & DISTRICT AWARDS



ASSOCIATED PRESS PLAYER OF THE YEAR

1996-97 Tim Duncan

NABC PLAYER OF THE YEAR

1996-97 Tim Duncan

NABC DEFENSIVE PLAYER OF THE YEAR

1994-95 Tim Duncan

1995-96 Tim Duncan

1996-97 Tim Duncan

NAISMITH PLAYER OF THE YEAR

1996-97 Tim Duncan

FRANCES POMEROY NAISMITH AWARD

1986-87 Muggsy Bogues

RUPP TROPHY

1996-97 Tim Duncan

THE SPORTING NEWS PLAYER OF THE YEAR

1996-97 Tim Duncan

USBWA PLAYER OF THE YEAR

1996-97 Tim Duncan

USBWA FRESHMAN OF THE YEAR

1990-91 Rodney Rogers

JOHN R. WOODEN AWARD

1996-97 Tim Duncan

USBWA ALL-DISTRICT

(since 2000-01)

- 2003..... Josh Howard (1st)
- Vytas Danelius (1st)
- 2004..... Justin Gray (1st)
- Chris Paul (2nd)
- 2005..... Chris Paul (1st)
- Justin Gray (1st)
- Eric Williams (1st)
- 2006..... Justin Gray (1st)
- 2009..... Jeff Teague (1st)
- 2010..... Al-Farouq Aminu (1st)
- 2017..... John Collins (1st)

**USBWA DISTRICT
PLAYER OF THE YEAR**

(since 2000-01)

- 2003..... Josh Howard

**USBWA DISTRICT
COACH OF THE YEAR**

(since 2000-01)

- 2003..... Skip Prosser

NABC ALL-DISTRICT

(since 1951-52)

- 1952..... Dickie Hemric (hm)
- 1953..... Dickie Hemric (hm)
- 1954..... Dickie Hemric (1st)
- 1955..... Dickie Hemric (1st)
- 1957..... Jack Williams (1st)
- 1961..... Len Chappell (1st)
- Billy Packer (3rd)
- 1965..... Bob Leonard (2nd)
- 1966..... Bob Leonard (2nd)
- 1967..... Paul Long (2nd)
- 1969..... Charlie Davis (3rd)
- 1970..... Charlie Davis (3rd)
- 1971..... Charlie Davis (2nd)
- 1975..... Skip Brown (2nd)
- 1976..... Skip Brown (2nd)
- 1977..... Skip Brown (1st)

- Rod Griffin (2nd)
- 1978..... Rod Griffin (1st)
- 1979..... Frank Johnson (2nd)
- 1981..... Frank Johnson (1st)
- 1982..... Jim Johnstone (1st)
- 1983..... Danny Young (2nd)
- 1984..... Anthony Teachey (2nd)
- Kenny Green (2nd)
- 1985..... Kenny Green (1st)
- 1986..... Tyrone Bogues (2nd)
- 1987..... Tyrone Bogues (1st)
- 1989..... Sam Ivy (2nd)
- 1991..... Rodney Rogers (2nd)
- 1992..... Rodney Rogers (1st)
- 1993..... Rodney Rogers (1st)
- Randolph Childress (2nd)
- 1994..... Randolph Childress (1st)
- 1995..... Randolph Childress (1st)
- Tim Duncan (2nd)
- 1996..... Tim Duncan (1st)
- 1997..... Tim Duncan (1st)
- 1999..... Robert O’Kelley (2nd)
- 2000..... Robert O’Kelley (2nd)
- 2001..... Darius Songaila (2nd)
- 2002..... Darius Songaila (2nd)
- Josh Howard (2nd)
- 2003..... Josh Howard (1st)
- 2004..... Chris Paul (2nd)
- 2005..... Chris Paul (1st)
- Justin Gray (2nd)
- Eric Williams (2nd)
- 2006..... Justin Gray (1st)
- Eric Williams (2nd)
- 2009..... Jeff Teague (1st)
- 2010..... Al-Farouq Aminu (1st)
- Ishmael Smith (2nd)
- 2017..... John Collins (1st)

**NABC DISTRICT
COACH OF THE YEAR**

(since 2000-01)

- 2003..... Skip Prosser

COLLEGE BASKETBALL HALL OF FAME
Kansas City, Mo.



BILLY PACKER

Class of 2008

Billy Packer, who starred for the Demon Deacons from 1960-62, was inducted to the hall as a contributor of the game, having served as a television analyst for over three decades. From 1975 to 2008, he covered every NCAA Men’s Division I Basketball Tournament, including serving as a broadcaster for 34 consecutive Final Fours. He was CBS’ lead college basketball analyst for 28 seasons and won a Sports Emmy Award in 1993 for Outstanding Sports Personality/Analyst. He was a member of the 2008 Hall of Fame class that also included current Demon Deacon head coach Danny Manning.



TIM DUNCAN

Class of 2017

Tim Duncan was selected to the hall’s 2017 class, becoming Wake Forest’s first player enshrined. A three-time All-American, he earned first-team All-America honors for the second straight season in 1997 as he was the consensus National Player of the Year. During the year, he became the 10th player in NCAA history to reach the 2,000 points/1,500 rebounds plateau. His skills did not end at scoring and rebounding as he owns 481 career blocks to rank second in the NCAA annals. He recorded a block in 127 of his 128 career games and was also one of the Deacs’ best passers, leading the team with 98 assists in 1997.

DEACS IN THE NBA

DEMON DEACONS NBA AWARD WINNERS

NBA MVP

Tim Duncan 2001-02, 2002-03

NBA ROOKIE OF THE YEAR

Tim Duncan 1997-98

Chris Paul 2005-06

NBA SIXTH MAN OF THE YEAR

Rodney Rogers 1999-00

ALL-NBA TEAM

Tim Duncan 1st Team (1997-98, 1998-99, 1999-00, 2000-01, 2001-02, 2002-03, 2003-04, 2004-05, 2006-07, 2012-13); 2nd Team (2005-06, 2007-08, 2008-09); 3rd Team (2009-10, 2014-15)

Chris Paul 1st Team (2007-08, 2011-12, 2012-13, 2013-14); 2nd Team (2008-09, 2014-15, 2015-16); 3rd Team (2010-11)

NBA ALL-DEFENSIVE TEAM

Tim Duncan 1st Team (1998-99, 1999-00, 2000-01, 2001-02, 2002-03, 2004-05, 2006-07, 2007-08); 2nd Team (1997-98, 2003-04, 2005-06, 2008-09, 2009-10, 2012-13, 2014-15)

Chris Paul 1st Team (2008-09, 2011-12, 2012-13, 2013-14, 2014-15, 2015-16, 2016-17); 2nd Team (2007-08, 2010-11)

NBA ALL-ROOKIE TEAM

Tim Duncan 1st Team (1997-98)

Josh Howard 2nd Team (2003-04)

Chris Paul 1st Team (2005-06)

John Collins 2nd Team (2017-18)

NBA FINALS MVP

Tim Duncan 1999, 2003, 2005

NBA ALL-STAR GAME MVP

Chris Paul 2013

2015 NBA All-Stars: Jeff Teague, Tim Duncan and Chris Paul



AL-FAROUQ AMINU

Year	Team	GP-GS	MPG	FG-A	FG%	3FG-A	3FG%	FT-A	FT%	REB/Avg	AST	BLK	STL	PTS/Avg
2010-11	LAC	81-14	17.9	160-406	.394	45-143	.315	92-119	.773	267/3.3	60	25	59	457/5.6
2011-12	NOH	66-21	22.4	150-365	.411	13-47	.277	86-114	.754	308/4.7	66	34	59	399/6.0
2012-13	NOH	76-71	27.2	225-474	.475	4-19	.211	101-137	.737	585/7.7	103	51	92	555/7.3
2013-14	NOP	80-65	25.6	234-494	.474	13-48	.271	91-137	.664	496/6.2	114	38	82	572/7.2
2014-15	DAL	74-3	18.5	147-357	.412	34-124	.274	84-118	.712	228/4.6	59	62	70	412/5.6
2015-16	POR	82-82	28.5	299-719	.416	126-349	.361	115-156	.737	499/6.1	138	53	72	839/10.2
2016-17	POR	61-25	29.1	183-466	.393	70-212	.330	96-136	.706	451/7.4	99	44	60	532/8.7
2017-18	POR	69-67	30.0	230-582	.395	125-339	.369	59-80	.738	525/7.6	84	40	79	644/9.3
TOTALS		589-348	24.8	1628-3863	.421	430-1281	.336	724-997	.726	3473/5.9	723	347	573	4410/7.5

MUGGSY BOGUES

Year	Team	GP-GS	MPG	FG-A	FG%	3FG-A	3FG%	FT-A	FT%	REB/Avg	AST	BLK	STL	PTS/Avg
1987-88	WAS	79-14	20.6	166-426	.390	3-16	.188	58-74	.784	136/1.7	404	3	127	393/5.0
1988-89	CHA	79-21	22.2	178-418	.426	1-13	.077	66-88	.750	165/2.1	620	7	111	423/5.4
1989-90	CHA	81-65	33.9	326-664	.491	5-26	.192	106-134	.791	207/2.6	867	3	166	763/9.4
1990-91	CHA	81-46	28.4	241-524	.460	0-12	.000	86-108	.796	216/2.7	669	3	137	568/7.0
1991-92	CHA	82-69	34.0	317-671	.472	2-27	.074	94-120	.783	235/2.9	743	6	170	730/8.9
1992-93	CHA	81-80	35.0	331-730	.453	6-26	.231	140-168	.833	298/3.7	711	5	161	808/10.0
1993-94	CHA	77-77	35.7	354-751	.471	2-12	.167	125-155	.806	313/4.1	780	2	133	835/10.8
1994-95	CHA	78-78	33.7	348-730	.477	6-30	.200	160-180	.889	257/3.3	675	0	103	862/11.1
1995-96	CHA	6-0	12.8	6-16	.375	0-1	.000	2-2	1.000	7/1.2	19	0	2	14/2.3
1996-97	CHA	65-65	28.9	204-443	.460	60-144	.417	54-64	.844	141/2.2	469	2	82	522/8.0
1997-98	CHA-GS	61-31	25.7	141-323	.437	4-16	.250	61-68	.897	132/2.2	331	3	67	347/5.7
1998-99	GSW	36-5	19.8	76-154	.494	0-6	.000	31-36	.861	73/1.6	134	1	43	183/5.1
1999-00	TOR	80-5	21.6	157-358	.439	17-51	.333	79-87	.908	135/1.4	299	4	65	410/5.1
2000-01	TOR	3-0	11.3	0-2	.000	0-1	.000	0-0	.000	3/1.0	5	0	2	0/0.0
TOTALS		889-556	28.6	2845-6210	.458	106-381	.278	1062-1284	.827	2318/2.6	6726	39	1369	6688/7.7

DAVE BUDD

Year	Team	GP-GS	MPG	FG-A	FG%	3FG-A	3FG%	FT-A	FT%	REB/Avg	AST	BLK	STL	PTS/Avg
1960-61	NYK	61	17.6	156-361	.432	-	-	87-134	.649	297/4.9	45	-	-	399/6.5
1961-62	NYK	79	17.3	188-431	.436	-	-	138-231	.597	345/4.4	86	-	-	514/6.5
1962-63	NYK	78	22.1	294-596	.493	-	-	151-202	.748	395/5.1	87	-	-	739/9.5
1963-64	NYK	73	14.1	128-297	.431	-	-	84-115	.730	276/3.8	57	-	-	340/4.7
1964-65	NYK	62	19.2	196-407	.482	-	-	121-170	.712	310/5.0	62	-	-	513/8.3
TOTALS		353	18.1	962-2092	.460	-	-	581-852	.682	1623/4.6	337	-	-	2505/7.1

LEN CHAPPELL

Year	Team	GP-GS	MPG	FG-A	FG%	3FG-A	3FG%	FT-A	FT%	REB/Avg	AST	BLK	STL	PTS/Avg
1962-63	SYR	80	15.5	281-604	.465	-	-	148-238	.622	461/5.8	56	-	-	710/8.9
1963-64*	PHI-NYK	79	31.7	531-1185	.448	-	-	288-403	.715	771/9.8	83	-	-	1350/17.1
1964-65	NYK	43	15.2	145-367	.395	-	-	68-100	.680	140/3.3	15	-	-	358/8.3
1965-66	NYK	46	11.8	100-238	.420	-	-	46-78	.590	127/2.8	26	-	-	246/5.3
1966-67	CHI-ON	73	9.7	132-313	.422	-	-	53-81	.654	189/2.6	33	-	-	317/4.3
1967-68	CHI-DET	67	15.9	235-458	.513	-	-	138-194	.711	361/5.4	53	-	-	608/9.1
1968-69	MIL	80	27.6	459-1011	.454	-	-	250-339	.737	637/8.0	95	-	-	1168/14.6
1969-70	MIL	75	15.1	243-523	.465	-	-	135-211	.640	276/3.7	56	-	-	621/8.3
1970-71	CLE-ATL	48	11.2	86-199	.432	-	-	71-88	.807	151/3.1	17	-	-	243/5.1
TOTALS		591	17.9	2212-4898	.452	-	-	1341-1925	.697	3431/5.3	503	-	-	6227/9.5

RANDOLPH CHILDRESS

Year	Team	GP-GS	MPG	FG-A	FG%	3FG-A	3FG%	FT-A	FT%	REB/Avg	AST	BLK	STL	PTS/Avg
1995-96	POR	28-0	8.9	25-79	.316	13-47	.277	22-27	.815	19/0.7	32	1	8	85/3.0
1996-97	POR-DET	23-0	6.7	14-40	.350	5-19	.263	6-8	.750	6/0.3	17	0	9	39/1.7
TOTALS		51-0	7.9	39-119	.328	18-66	.273	28-35	.800	25/0.5	49	1	17	124/2.4

JOHN COLLINS

Year	Team	GP-GS	MPG	FG-A	FG%	3FG-A	3FG%	FT-A	FT%	REB/Avg	AST	BLK	STL	PTS/Avg
2017-18	ATL	74-26	24.1	314-545	.576	16-47	.340	133-186	.715	541/7.3	98	80	47	777/10.5
TOTALS		74-26	24.1	314-545	.576	16-47	.340	133-186	.715	541/7.3	98	80	47	777/10.5

CHARLIE DAVIS

Year	Team	GP-GS	MPG	FG-A	FG%	3FG-A	3FG%	FT-A	FT%	REB/Avg	AST	BLK	STL	PTS/Avg
1971-72	CLE	61	18.8	229-569	.402	-	-	142-169	.840	92/1.5	123	-	-	600/9.8
1972-73	CLE-POR	75	18.9	263-631	.417	-	-	130-168	.774	116/1.5	185	-	-	656/8.7
1973-74	POR	8	11.3	14-40	.350	-	-	3-4	.750	11/1.4	11	0	2	31/3.9
TOTALS		144	18.4	506-1240	.408	-	-	275-341	.806	219/1.5	319	0	2	1287/9.9

TIM DUNCAN

Year	Team	GP-GS	MPG	FG-A	FG%	3FG-A	3FG%	FT-A	FT%	REB/Avg	AST	BLK	STL	PTS/Avg
1997-98*	SAS	82-82	39.1	706-1287	.549	0-10	.000	319-482	.662	977/11.9	224	206	55	1731/21.1
1998-99	SAS	50-50	39.3	418-845	.495	1-7	.143	247-358	.690	571/11.4	121	126	45	1084/21.7
1999-00*	SAS	74-74	38.9	628-1281	.490	1-11	.091	459-603	.761	918/12.4	234	165	66	1716/23.2
2000-01*	SAS	82-82	38.7	702-1406	.499	7-27	.259	409-662	.618	997/12.2	245	192	70	1820/22.2
2001-02*	SAS	82-82	40.6	764-1504	.508	1-10	.100	560-701	.799	1042/12.7	307	203	61	2089/25.5
2002-03*	SAS	81-81	39.3	714-1392	.513	6-22	.273	450-634	.710	1043/12.9	316	237	55	1884/23.3
2003-04*	SAS	69-68	36.6	592-1181	.501	2-12	.167	352-588	.599	859/12.4	213	185	62	1538/22.3
2004-05*	SAS	66-66	33.4	517-1042	.496	3-9	.333	305-455	.670	732/11.1	179	174	45	1342/20.3
2005-06*	SAS	80-80	34.8	574-										

DICKIE HEMRIC

Year	Team	GP-GS	MPG	FG-A	FG%	3FG-A	3FG%	FT-A	FT%	REB/Avg	AST	BLK	STL	PTS/Avg
1995-96	BOS	71	18.7	161-400	.403	-	-	177-273	.648	399/5.6	60	-	-	499/7.0
1996-97	BOS	67	15.7	109-317	.344	-	-	146-210	.695	304/4.5	42	-	-	364/5.4
TOTALS		138	17.3	270-717	.377	-	-	323-483	.669	703/5.1	102	-	-	863/6.3

JOSH HOWARD

Year	Team	GP-GS	MPG	FG-A	FG%	3FG-A	3FG%	FT-A	FT%	REB/Avg	AST	BLK	STL	PTS/Avg
2003-04	DAL	67-29	23.7	229-532	.430	20-66	.303	97-138	.703	368/5.5	97	54	69	575/8.6
2004-05	DAL	76-76	32.2	377-793	.475	34-115	.296	170-232	.733	484/6.4	109	49	116	958/12.6
2005-06	DAL	59-58	32.5	350-743	.471	27-63	.429	196-267	.734	371/6.3	111	26	68	923/15.6
2006-07*	DAL	70-69	35.1	493-1075	.459	92-239	.385	243-294	.827	475/6.8	127	56	82	1321/18.9
2007-08	DAL	76-76	36.3	567-1247	.455	67-210	.319	312-384	.813	532/7.0	164	32	59	1513/19.9
2008-09	DAL	52-51	32.0	353-783	.451	58-168	.345	172-220	.782	263/5.1	83	30	55	936/18.0
2009-10	DAL	WAS-35-12	26.2	157-388	.405	23-86	.267	109-139	.784	125/3.6	48	11	26	446/12.7
2010-11	WAS	18-10	22.7	58-162	.358	7-29	.241	29-47	.617	74/4.1	24	5	13	152/8.4
2011-12	UTA	43-18	23.0	144-361	.399	9-37	.243	75-97	.773	158/3.7	50	10	32	372/8.7
2012-13	MIN	11-4	18.8	31-77	.403	5-16	.313	7-12	.583	36/3.3	4	3	10	74/6.7
TOTALS		507-403	30.4	2759-6161	.448	342-1029	.332	1410-1830	.770	2886/5.7	817	276	530	7270/14.3

FRANK JOHNSON

Year	Team	GP-GS	MPG	FG-A	FG%	3FG-A	3FG%	FT-A	FT%	REB/Avg	AST	BLK	STL	PTS/Avg
1981-82	WAS	79-29	25.7	336-812	.414	17-79	.215	153-204	.750	147/1.9	380	7	76	842/10.7
1982-83	WAS	68-65	34.2	321-786	.408	14-61	.230	196-261	.751	178/2.6	549	6	110	852/12.5
1983-84	WAS	82-81	32.8	392-840	.467	11-43	.256	187-252	.742	184/2.2	567	6	96	982/12.0
1984-85	WAS	46-1	20.1	175-358	.489	6-17	.353	72-96	.750	63/1.4	143	3	43	428/9.3
1985-86	WAS	19-9	28.7	69-154	.448	0-3	.000	38-54	.704	28/2.0	76	1	11	176/12.6
1986-87	WAS	14-10	22.2	59-128	.461	0-1	.000	35-49	.714	30/1.7	58	0	21	153/8.5
1987-88	WAS	75-17	16.8	216-498	.434	1-9	.111	121-149	.812	121/1.6	188	4	70	554/7.4
1988-89	HOU	67-0	13.1	109-246	.443	1-6	.167	75-93	.806	79/1.2	181	0	42	294/4.4
1992-93	PHX	77-0	14.6	136-312	.438	1-12	.083	59-76	.776	113/1.5	186	8	60	332/4.3
1993-94	PHX	70-5	12.5	134-299	.446	2-12	.167	54-69	.783	82/1.2	148	1	41	324/4.6
TOTALS		596-217	21.6	1947-4433	.439	53-243	.218	990-1303	.760	1025/1.7	2476	36	570	4937/8.3

JAMES JOHNSON

Year	Team	GP-GS	MPG	FG-A	FG%	3FG-A	3FG%	FT-A	FT%	REB/Avg	AST	BLK	STL	PTS/Avg
2009-10	CHI	65-11	11.6	95-210	.452	15-46	.488	51-70	.729	128/2.0	48	43	21	256/2.9
2010-11	CHI/TOR	38-25	21.6	108-237	.456	8-34	.235	47-71	.662	142/3.7	89	33	33	271/7.1
2011-12	TOR	62-40	25.2	233-518	.450	19-60	.317	81-115	.704	292/4.7	122	84	71	566/9.1
2012-13	SAC	54-11	16.3	117-283	.413	2-21	.095	40-67	.597	145/2.7	58	50	41	276/5.1
2013-14	MEM	52-4	18.4	143-308	.464	22-87	.253	76-90	.844	166/3.2	111	57	42	384/7.4
2014-15	TOR	70-17	19.6	238-404	.589	11-51	.216	67-102	.657	257/3.7	95	70	54	554/7.9
2015-16	TOR	57-32	16.2	114-240	.475	20-66	.303	39-68	.574	126/2.2	67	3	29	287/5.0
2016-17	MIA	76-5	27.4	368-769	.479	87-256	.340	152-215	.707	376/4.9	276	86	76	975/12.8
2017-18	MIA	73-41	26.6	309-614	.503	57-185	.308	113-162	.698	358/4.9	280	51	70	788/10.8
TOTALS		547-186	20.7	1725-3583	.481	241-806	.299	666-960	.694	1990/3.6	1146	511	437	4357/8.0

JIM JOHNSTONE

Year	Team	GP-GS	MPG	FG-A	FG%	3FG-A	3FG%	FT-A	FT%	REB/Avg	AST	BLK	STL	PTS/Avg
1982-83	SAS-DET	23-0	8.3	11-30	.367	0-0	.000	9-20	.450	46/2.0	11	7	3	31/1.3
TOTALS		23-0	8.3	11-30	.367	0-0	.000	9-20	.450	46/2.0	11	7	3	31/1.3

CHRIS KING

Year	Team	GP-GS	MPG	FG-A	FG%	3FG-A	3FG%	FT-A	FT%	REB/Avg	AST	BLK	STL	PTS/Avg
1993-94	SEA	15-0	5.7	19-48	.396	2-7	.286	15-26	.577	15/1.0	11	0	4	55/3.7
1995-96	VAN	80-66	24.1	250-585	.427	44-113	.389	90-136	.662	285/3.6	104	33	68	634/7.9
1998-99	LJA	8-0	5.3	2-7	.286	0-0	.000	0-4	.000	11/1.4	1	1	2	4/0.5
TOTALS		103-66	20.0	271-640	.423	46-120	.383	105-166	.633	311/3.0	116	34	74	693/6.7

RUSTY LaRUE

Year	Team	GP-GS	MPG	FG-A	FG%	3FG-A	3FG%	FT-A	FT%	REB/Avg	AST	BLK	STL	PTS/Avg
1997-98	CHI	14-0	10.0	20-49	.408	4-16	.250	5-8	.625	8/0.6	5	1	3	49/3.5
1998-99	CHI	43-6	17.0	78-217	.359	30-89	.337	17-17	1.000	56/1.3	63	3	33	203/4.7
1999-00	CHI	4-1	32.3	15-43	.349	2-14	.143	5-7	.714	10/2.5	11	0	7	37/9.3
2001-02	LJA	3-0	16.4	73-185	.395	17-50	.340	30-35	.857	49/1.5	71	7	17	193/5.8
2003-04	GSW	4-0	5.5	1-3	.333	1-1	1.000	1-2	.500	3/0.8	2	0	2	4/1.0
TOTALS		98-7	16.0	187-497	.376	54-170	.318	58-69	.841	126/1.1	152	11	62	486/5.0

PAUL LONG

Year	Team	GP-GS	MPG	FG-A	FG%	3FG-A	3FG%	FT-A	FT%	REB/Avg	AST	BLK	STL	PTS/Avg
1967-68	DET	16	5.8	23-51	.451	-	-	11-15	.733	15/0.9	12	-	-	57/3.6
1969-70	DET	25	5.2	28-62	.452	-	-	27-38	.711	11/0.4	17	-	-	83/3.3
1970-71	BUF	30	7.1	57-120	.475	-	-	20-24	.833	31/1.0	25	-	-	134/4.5
TOTALS		71	6.1	108-233	.464	-	-	58-77	.753	57/0.8	54	-	-	274/3.9

GIL MCGREGOR

Year	Team	GP-GS	MPG	FG-A	FG%	3FG-A	3FG%	FT-A	FT%	REB/Avg	AST	BLK	STL	PTS/Avg
1971-72	CIN	42	12.7	66-182	.363	-	-	39-56	.696	148/3.5	18	-	-	171/4.1
TOTALS		42	12.7	66-182	.363	-	-	39-56	.696	148/3.5	18	-	-	171/4.1

GUY MORGAN

Year	Team	GP-GS	MPG	FG-A	FG%	3FG-A	3FG%	FT-A	FT%	REB/Avg	AST	BLK	STL	PTS/Avg
1982-83	IND	8-0	5.8	7-24	.292	0-0	.000	1-4	.250	17/2.1	7	0	2	15/1.9
TOTALS		8-0	5.8	7-24	.292	0-0	.000	1-4	.250	17/2.1	7	0	2	15/1.9

CHRIS PAUL

Year	Team	GP-GS	MPG	FG-A	FG%	3FG-A	3FG%	FT-A	FT%	REB/Avg	AST	BLK	STL	PTS/Avg
2005-06	NOK	78-78	36.0	407-947	.430	50-177	.282	394-465	.847	400/5.1	611	6	175	1258/16.1
2006-07	NOK	64-64	36.8	381-871	.437	50-143	.350	292-357	.818	280/4.4	569	3	118	1104/17.3
2007-08*	NOH	80-80	37.6	630-1291	.488	92-249	.369	332-390	.851	321/4.0	925	4	217	1684/21.1
2008-09*	NOH	78-78	38.5	631-1255	.503	64-176	.364	455-524	.868	432/5.5	861	10	216	1781/22.8
2009-10*	NOH	45-45	38.0	314-637	.493	52-127	.409	161-190	.847	191/4.2	480	9	96	841/18.7
2010-11*	NOK	80-80	36.0	430-928	.463	71-183	.388	337-384	.878	327/4.1	782	5	188	1268/15.9
2011-12*	LAC	60-60	36.4	425-890	.478	79-213	.371	260-302	.861	213/3.6	543	4	152	1189/19.8
2012-13*	LAC	70-70	33.4	412-856	.481	76-232	.328	286-323	.885	262/3.7	678			

DEACS IN THE NBA DRAFT

NBA DRAFT HISTORY

Player	Year	Rd (Pick)	Team
Dickie Hemric	1955	2nd (10)	Boston Celtics
Dave Budd	1960	2nd (10)	New York Knicks
Len Chappell	1962	1st (4)	Syracuse Nationals
Bob Woollard	1963	7th (54)	New York Knicks
Ron Watts	1965	2nd (17)	Boston Celtics
Paul Long	1967	5th (45)	Detroit Pistons
Jim Boshart	1967	10th (104)	Chicago Bulls
Dickie Walker	1970	11th (177)	Buffalo Braves
Gil McGregor	1971	4th (89)	Cincinnati Royals
Charlie Davis	1971	8th (120)	Cleveland Cavaliers
Rich Habegger	1972	15th (188)	Portland Trail Blazers
Eddie Payne	1973	11th (167)	Portland Trail Blazers
Tony Byers	1974	5th (81)	Buffalo Braves
Daryl Peterson	1976	6th (98)	Seattle SuperSonics
Skip Brown	1977	3rd (56)	Boston Celtics
Jerry Schellenberg	1977	3rd (61)	Washington Bullets
Rod Griffin	1978	1st (17)	Denver Nuggets
Leroy McDonald	1978	4th (76)	San Diego Clippers
Frank Johnson	1981	1st (11)	Washington Bullets
Guy Morgan	1982	2nd (40)	Indiana Pacers
Jim Johnstone	1982	3rd (51)	Kansas City Kings
Mike Helms	1982	7th (154)	Houston Rockets
Alvis Rogers	1983	6th (130)	Kansas City Kings
Danny Young	1984	2nd (39)	Seattle SuperSonics
Anthony Teachey	1985	2nd (40)	Dallas Mavericks
Kenny Green	1985	1st (12)	Washington Bullets
Delaney Rudd	1985	4th (83)	Utah Jazz
Muggsy Bogues	1987	1st (12)	Washington Bullets
Chris King	1992	2nd (45)	Seattle SuperSonics
Rodney Rogers	1993	1st (9)	Denver Nuggets
Randolph Childress	1995	1st (19)	Detroit Pistons
Tim Duncan	1997	1st (1)	San Antonio Spurs
Darius Songaila	2002	2nd (49)	Boston Celtics
Josh Howard	2003	1st (29)	Dallas Mavericks
Chris Paul	2005	1st (4)	New Orleans Hornets
James Johnson	2009	1st (16)	Chicago Bulls
Jeff Teague	2009	1st (19)	Atlanta Hawks
Al-Farouq Aminu	2010	1st (8)	Los Angeles Clippers
John Collins	2017	1st (19)	Atlanta Hawks



NBA FIRST ROUND SELECTIONS

Player	Year (Pick)	Team
Len Chappell	1962 (4)	Syracuse Nationals
Rod Griffin	1978 (17)	Denver Nuggets
Frank Johnson	1981 (11)	Washington Bullets
Kenny Green	1985 (12)	Washington Bullets
Muggsy Bogues	1987 (12)	Washington Bullets
Rodney Rogers	1993 (9)	Denver Nuggets
Randolph Childress	1995 (19)	Detroit Pistons
Tim Duncan	1997 (1)	San Antonio Spurs
Josh Howard	2003 (29)	Dallas Mavericks
Chris Paul	2005 (4)	New Orleans Hornets
James Johnson	2009 (16)	Chicago Bulls
Jeff Teague	2009 (19)	Atlanta Hawks
Al-Farouq Aminu	2010 (8)	Los Angeles Clippers
John Collins	2017 (19)	Atlanta Hawks

DEMON DEACON DRAFT NOTES


- 14 Demon Deacons have been first-round selections, most recently John Collins who was selected No. 19 overall by the Hawks in 2017.
- In 2009, James Johnson and Jeff Teague both went in the first round of the NBA Draft. Johnson, who went 16th to the Chicago Bulls, and Teague, who went 19th to the Atlanta Hawks, became the first pair of Deacons to be taken in the first round of the same NBA Draft.
- The NBA team which has selected the most Wake Forest players is the Washington Bullets (now the Wizards). The Washington franchise has drafted four Deacons: Muggsy Bogues, Kenny Green, Frank Johnson and Jerry Schellenberg.
- Three Deacons - Tim Duncan, the first overall pick in 1997, Paul, the fourth pick in 2005, and Len Chappell, the fifth pick in 1962 - have been taken in the top five.
- Wake Forest had a record three players drafted in 1982 - Guy Morgan (2nd round), Jim Johnstone (3rd) and Mike Helms (7th).
- Six times in draft history have two Deacons been selected in the same year -- 1977, 1971, 1985, 1978, 1984, 2009.



IN-SEASON TOURNAMENTS/EVENTS

IN-SEASON TOURNAMENTS

Year	Event (Location)	Place (Teams)
2017-18	Paradise Jam (Lynchburg, Va.)	6th (8)
2016-17	Gildan Charleston Classic (Charleston, S.C.)	3rd (8)
2015-16	Maui Invitational (Lahaina, Hawaii)	3rd (8)
2014-15	Roundball Classic (W-S/Fayetteville, Ark.)	1-3 record
2013-14	Battle 4 Atlantis (Paradise Island, Bahamas)	6th (8)
2012-13	Paradise Jam (St. Thomas, USVI)	7th (8)
2011-12	Old Spice Classic (Lake Buena Vista Fla.)	7th (8)
2010-11	Preseason NIT (Winston-Salem, N.C.)	2-2 record
2008-09	76 Classic (Anaheim, Calif.)	1st (8)
2005-06	2K Sports Classic (New York, N.Y.)	3rd (4)
2004-05	Preseason NIT (Winston-Salem/New York)	1st (16)
2001-02	Preseason NIT (W-S/Fayetteville/NYC)	2nd (16)
2000-01	BCA Classic (Winston-Salem)	1st (4)
1999-00	Rainbow Classic (Honolulu, Hawaii)	6th (8)
1998-99	Coaches vs. Cancer Classic (New York, N.Y.)	2nd (4)
1993-94	Great Alaska Shootout (Anchorage, Alaska)	5th (8)
1989-90	Fiesta Bowl Classic (Tucson, Ariz.)	4th (4)
1988-89	Lobo Classic (Albuquerque, N.M.)	2nd (4)
1987-88	Palm Beach Classic (West Palm Beach, Fla.)	3rd (4)
1987-88	Jostens Classic (Philadelphia, Pa.)	2nd (4)
1986-87	Cable Car Classic (Santa Clara, Calif.)	4th (4)
1985-86	Rainbow Classic (Honolulu, Hawaii)	6th (8)
1984-85	Sun Bowl Classic (El Paso, Texas)	3rd (4)
1983-84	Gator Bowl Classic (Jacksonville, Fla.)	1st (4)
1982-83	ECAC Holiday Festival (New York, N.Y.)	2nd (4)
1981-82	Sugar Bowl Classic (New Orleans, La.)	3rd (4)
1980-81	Cable Car Classic (Santa Clara, Calif.)	1st (4)
1980-81	Big 4 Classic (Greensboro, N.C.)	1st (4)
1979-80	Big 4 Classic (Greensboro, N.C.)	4th (4)
1978-79	Big 4 Classic (Greensboro, N.C.)	4th (4)
1977-78	Big 4 Classic (Greensboro, N.C.)	4th (4)
1976-77	ODU Classic (Norfolk, Va.)	3rd (4)
1976-77	Big 4 Classic (Greensboro, N.C.)	1st (4)
1975-76	Big 4 Classic (Greensboro, N.C.)	1st (4)
1975-76	Gator Bowl Classic (Jacksonville, Fla.)	1st (4)
1974-75	Big 4 Classic (Greensboro, N.C.)	1st (4)
1974-75	Far West Classic (Portland, Ore.)	5th (8)
1973-74	Big 4 Classic (Greensboro, N.C.)	2nd (4)
1973-74	Sunshine Classic (St. Petersburg, Fla.)	2nd (4)
1972-73	Palmetto Classic (Charleston, S.C.)	1st (4)
1972-73	Big 4 Classic (Greensboro, N.C.)	4th (4)
1972-73	Twin City Classic (Winston-Salem)	1st (4)
1971-72	Steel Bowl Classic (Pittsburgh, Pa.)	4th (4)
1971-72	Big 4 Classic (Greensboro, N.C.)	4th (4)
1970-71	Gold Coast Classic (West Palm Beach, Fla.)	1st (4)
1970-71	Big 4 Classic (Greensboro, N.C.)	2nd (4)
1969-70	Quaker City Invitational (Philadelphia, Pa.)	1st (4)
1968-69	Triangle Classic (Raleigh, N.C.)	2nd (4)
1967-68	Vanderbilt Invitational (Nashville, Tenn.)	4th (4)
1964-65	Gator Bowl Classic (Jacksonville, Fla.)	3rd (4)
1963-64	Kentucky Invitational (Lexington, Ky.)	2nd (4)
1960-61	Dixie Classic (Raleigh, N.C.)	6th (8)
1959-60	Dixie Classic (Raleigh, N.C.)	1st (8)
1957-58	Dixie Classic (Raleigh, N.C.)	4th (8)
1956-57	Dixie Classic (Raleigh, N.C.)	2nd (8)
1956-57	Carrousel Classic (Charlotte, N.C.)	1st (8)
1955-56	Dixie Classic (Raleigh, N.C.)	4th (8)
1955-56	Carrousel Classic (Charlotte, N.C.)	1st (8)
1954-55	Dixie Classic (Raleigh, N.C.)	5th (8)
1954-55	Birmingham Classic (Birmingham, Ala.)	3rd (4)
1953-54	Dixie Classic (Raleigh, N.C.)	3rd (8)
1953-54	Steel Bowl Classic (Pittsburgh, Pa.)	4th (4)
1952-53	Dixie Classic (Raleigh, N.C.)	3rd (8)
1951-52	Dixie Classic (Raleigh, N.C.)	8th (8)
1950-51	Dixie Classic (Raleigh, N.C.)	4th (8)
1949-50	Dixie Classic (Raleigh, N.C.)	4th (4)



TOURNAMENT CHAMPIONSHIPS

Year	Event (Location)
2008-09	76 Classic (Anaheim, Calif.)
2004-05	Preseason NIT (New York, N.Y.)
2000-01	BCA Classic (Winston-Salem, N.C.)
1983-84	Gator Bowl Classic (Jacksonville, Fla.)
1980-81	Cable Car Classic (Santa Clara, Calif.)
1980-81	Big 4 Classic (Greensboro, N.C.)
1976-77	Big 4 Classic (Greensboro, N.C.)
1975-76	Big 4 Classic (Greensboro, N.C.)
1975-76	Gator Bowl Classic (Jacksonville, Fla.)
1974-75	Big 4 Classic (Greensboro, N.C.)
1972-73	Palmetto Classic (Charleston, S.C.)
1972-73	Twin City Classic (Winston-Salem)
1970-71	Gold Coast Classic (West Palm Beach, Fla.)
1969-70	Quaker City Invitational (Philadelphia, Pa.)
1959-60	Dixie Classic (Raleigh, N.C.)
1956-57	Carrousel Classic (Charlotte, N.C.)
1955-56	Carrousel Classic (Charlotte, N.C.)

ACC/BIG TEN CHALLENGE

Year	Score	Location
2017-18	Wake Forest 80, Illinois 73	H
2016-17	Northwestern 65, Wake Forest 58	A
2015-16	Wake Forest 69, Rutgers 68	A
2014-15	Minnesota 84, Wake Forest 69	H
2012-13	Nebraska 79, Wake Forest 63	H
2011-12	Wake Forest 55, Nebraska 53	A
2010-11	Wake Forest 76, Iowa 73	H
2009-10	Purdue 69, Wake Forest 58	A
2008-09	Wake Forest 83, Indiana 58	H
2007-08	Wake Forest 56, Iowa 47	A
2005-06	Wake Forest 91, Wisconsin 88	H
2004-05	Illinois 91, Wake Forest 73	A
2003-04	Wake Forest 100, Indiana 67	H
2002-03	Wake Forest 90, Wisconsin 80	A
2001-02	Wake Forest 85, Minnesota 79	H
2000-01	Wake Forest 71, Michigan 60	A
1999-00	Wake Forest 67, Wisconsin 48	H

Overall Record: 12-5

Home:	7-2
Away:	5-3

By Opponent Overall (H, A)

Illinois	1-1 (1-0, 0-1)
Indiana	2-0 (2-0, 0-0)
Iowa	2-0 (1-0, 1-0)
Michigan	1-0 (0-0, 1-0)
Minnesota	1-1 (1-1, 0-0)
Nebraska	1-1 (0-1, 1-0)
Northwestern	0-1 (0-0, 0-1)
Purdue	0-1 (0-0, 0-1)
Rutgers	1-0 (0-0, 1-0)
Wisconsin	3-0 (2-0, 1-0)

ACC/BIG EAST CHALLENGE

Year	Score	Location
1991-92	Connecticut 84, Wake Forest 75	A (Hartford)
1990-91	Villanova 91, Wake Forest 82	N (Chapel Hill)
1989-90	Seton Hall 76, Wake Forest 74 (ot)	N (Greensboro)

ALL-TIME SERIES

AIR FORCE

Overall: 2-1
Home: 2-0 (2-0 LJVM)
Road: 0-1 (0-1 Clune)

12-30-07	W	78-67	H
11-29-06	L	58-94	A
11-17-00	W	84-44	H

ALABAMA

Overall: 5-2
Home: 3-0 (2-0 LJVM)
Road: 0-1 (0-1 Coleman)

3-10-99	W	73-57	H
3-17-91	L	88-96	N3
11-27-90	L-ot	95-96	A
12-21-89	W	67-65	H
12-20-80	W	79-66	N2
12-2-72	W	94-88	N1
12-20-56	W	73-50	H

N1-Charleston, S.C.; 2-Santa Clara, Calif.; 3-Atlanta, Ga.

AMERICAN

Overall: 4-0
Home: 3-0 (0-0 LJVM)

12-30-87	W	79-66	N1
12-5-81	W	66-63	H
12-22-79	W	81-72	H
2-15-69	W	105-81	H

N1-West Palm Beach, Fla.

APPALACHIAN STATE

Overall: 20-0
Home: 19-0 (4-0 LJVM)

11-25-06	W	88-78	H
11-25-05	W	91-78	H
12-18-95	W	91-50	H
12-19-93	W	83-78	H
1-7-87	W	62-37	H
12-8-84	W	64-62	H
12-10-83	W	72-46	H
12-11-82	W	67-46	H
12-19-81	W	79-57	H
1-7-81	W	63-42	H
1-19-80	W	87-61	H
12-16-78	W	83-71	H
1-28-78	W	82-71	N1
1-29-77	W	83-73	H
12-18-75	W	107-63	H
12-11-74	W	100-69	H
2-23-74	W	106-60	H
12-1-70	W	96-66	H
12-10-69	W	71-49	H
1951	W	74-55	H

N1-Greensboro, N.C.

ARIZONA

Overall: 1-0
Home: 1-0 (1-0 LJVM)

11-26-04	W	63-60	N1
----------	---	-------	----

N1-New York, N.Y. (MSG)

ARIZONA STATE

Overall: 0-1
Home: 0-1 (0-1 Bud Walton)

11-25-11	L	56-84	N1
----------	---	-------	----

N1-Lake Buena Vista, Fla.

ARKANSAS

Overall: 5-3
Home: 1-2 (1-1 LJVM)
Road: 3-1 (0-1 Bud Walton)

12-4-15	W	88-85	H
11-19-14	L	53-83	A
11-16-01	W	76-71	A
12-20-99	W	70-64	A
12-23-98	L	59-75	H
1-30-83	L	65-68	H*
1-31-82	W	49-48	A
3-12-77	W	86-80	N1

N1-Norman, Okla.

ARMY WEST POINT

Overall: 1-0
Home: 1-0 (1-0 LJVM)

12-8-18	W	109-80	H
---------	---	--------	---

AUBURN

Overall: 3-3
Home: 0-1 (0-0 LJVM)
Away: 1-0 (0-0 Auburn Arena)

3-23-03	L	62-68	N4
12-27-83	W	76-67	N3
12-6-69	W	95-81	A
12-9-67	L	63-66	H
12-7-57	L	66-78	N2
12-19-56	W	58-48	N1

N1-Charlotte, N.C.; N2-Columbus, Ga.; N3-Jacksonville, Fla.; N4-Tampa, Fla.

BAYLOR

Overall: 1-0
Home: 1-0 (1-0 Classic)

11-30-08	W	87-74	N1
----------	---	-------	----

N1-Anaheim, Calif.

BELMONT

Overall: 1-0
Home: 1-0 (1-0 Clinton)

1955	W	99-68	H1
------	---	-------	----

1-Clinton, N.C.

BETHUNE-COOKMAN

Overall: 1-0
Home: 1-0 (1-0 LJVM)

12-30-02	W	96-54	H
----------	---	-------	---

BOSTON COLLEGE

Overall: 10-13
Home: 6-4 (6-3 LJVM)
Road: 3-7 (3-6 Conte Forum)

1-6-18	L	71-77	A
3-7-17	W	92-78	N3
1-31-17	W	85-80	A
1-3-17	W	79-66	H
2-21-16	W	74-48	H
3-7-15	L	61-79	A
3-1-14	L	72-80	H
2-13-13	L	63-66	A
1-12-13	W	75-72	H
2-25-12	W	85-56	H
1-21-12	W	71-56	A
3-10-11	L	67-81	N2
3-6-11	L	68-84	A
2-9-10	W	92-85	H
2-8-09	W	93-76	H
1-14-09	W	83-63	A
1-12-08	L	73-112	A
1-9-07	L	85-95	H
2-28-06	L	65-80	A
2-8-06	L	66-72	H
12-7-85	L	60-62	H
12-2-84	L	76-82	A
3-15-81	L	64-67	N1

N1-Tuscaloosa, Ala.; N2-Greensboro, N.C.; N3-Brooklyn, N.Y.

BRADLEY

Overall: 0-2
Home: 0-2 (0-1 Rainbow)

12-30-85	L	72-86	N2
12-12-53	L	74-78	N1

N1-Pittsburgh, Pa.; N2-Honolulu, Hawaii

BROWN

Overall: 2-0
Home: 1-0 (1-0 LJVM)

1-6-04	W	86-47	H
12-29-72	W	65-59	N1

N1-Charleston, S.C.

BUCKNELL

Overall: 8-0
Home: 6-0 (5-0 LJVM)
Road: 2-0 (2-0 Sojka)

11-13-16	W	94-74	H
11-15-15	W	90-82	A
12-22-14	W	60-53	H
12-6-08	W	81-52	H
12-16-07	W	72-56	H
11-14-06	W-ot	86-83	A
2-6-91	W	93-67	H
1-2-74	W	83-56	H

BUFFALO

Overall: 3-0
Home: 1-0 (0-0 LJVM)

1-5-83	W	121-56	H
1951	W	77-59	H
1941	W	42-39	H

BUTLER

Overall: 0-1
Home: 0-1 (0-1 NCAA)

3-16-01	L	63-79	N1
---------	---	-------	----

N1-Kansas City, Mo.

BYU

Overall: 4-1
Home: 2-0 (1-0 LJVM)
Away: 1-0 (1-0 Marriott)

1-3-09	W	94-87	A
1-8-08	W	79-62	H
12-30-69	W	108-93	N2
12-22-55	W	86-80	H
12-30-52	L	58-84	N1

N1-Raleigh, N.C.; N2-Philadelphia, Pa.

CAL STATE FULLERTON

Overall: 1-0
Home: 1-0 (1-0 Classic)

11-27-08	W	75-69	N1
----------	---	-------	----

N1-Anaheim, Calif.

CALIFORNIA

Overall: 1-2
Home: 1-1 (0-1 LJVM)
Away: 0-1 (0-0 Haas)

3-24-00	W	76-59	H*
12-30-93	L	72-73	H
12-22-92	L	65-81	A1

1-Oakland, Calif.

CAMPBELL

Overall: 6-0
Home: 6-0 (4-0 LJVM)

11-25-00	W	86-47	H
11-20-99	W	87-45	H
12-21-96	W	9-53	H
12-9-89	W	77-43	H
12-10-88	W	101-62	H
12-15-87	W	89-63	H

CANISIUS

Overall: 3-2
Home: 1-1 (1-0 LJVM)
Away: 1-1 (1-1 Koessler)

12-5-94	W	74-60	A
1-3-94	W	75-51	H
12-18-87	W	82-72	N1
12-23-72	L	71-92	A
12-1-71	L	87-94	H

N1-Philadelphia, Pa.

CHARLESTON

Overall: 3-0
Home: 1-0 (1-0 LJVM)
Away: 1-0 (1-0 TD Arena)

11-20-17	W	78-61	A
12-17-94	W	74-64	H
3-17-94	W	68-58	N1

N1-Lexington, Ky.

CHARLESTON SOUTHERN (Baptist)

Overall: 2-0
Home: 2-0 (1-0 LJVM)

12-30-05	W	87-47	H
12-17-86	W	70-65	H

CHARLOTTE

Overall: 7-2
Home: 3-1 (2-0 LJVM)
Away: 2-1 (1-0 Halton)

12-5-17	W	80-57	A
12-6-16	W	91-74	H
11-29-07	L	59-63	A2
2-11-06	W	59-56	H
2-14-87	W	84-76	H
2-15-86	L	61-62	H
11-26-85	W	68-67	A
12-3-83	W	77-55	N1
1-22-77	W	74-72	N1

N1-Greensboro, N.C.; A2-Charlotte Bobcats Arena.

CHATTANOOGA

Overall: 2-0
Home: 2-0 (2-0 NCAA)

3-17-05	W	70-54	N2
3-19-93	W	81-58	N1

N1-Nashville, Tenn.; N2-Cleveland, Ohio

CINCINNATI

Overall: 2-5
Home: 1-2 (1-1 LJVM)
Away: 1-2 (1-1 Fifth Third)

1-22-05	W	74-70	A
2-15-04	W	91-85	H
2-9-02	L	94-103	H
1-27-01	L-ot	72-78	A
12-15-66	L	58-59	H
12-30-65	L	87-117	A
12-29-58	L	70-94	N1

N1-Raleigh, N.C.

THE CITADEL

Overall: 15-2
Home: 11-0 (3-0 LJVM)
Away: 4-2 (4-2 McAlister)

11-21-13	W	82-54	H
11-25-96	W	86-52	A
12-20-94	W	81-58	H
11-25-91	W	97-57	H
1-10-53	W	96-67	A
2-18-50	W	62-57	A
1-31-50	W	82-43	H
1-22-49	W	57-36	H
2-21-48	W	62-48	H
2-8-47	W	56-46	H
2-5-43	L	39-52	A
2-5-43	L	36-38	A
2-13-42	W	60-51	A
2-9-42	W	64-40	H
1-31-41	W	63-48	H
2-5-38	W	45-33	H
2-19-37	W	42-18	H

N1-Raleigh, N.C.

CLEMSON

Overall: 99-62
Home: 55-18 (19-5 LJVM)
Road: 35-41 (19-27 Littlejohn)

2-3-18	L	67-75	H
2-14-17	L	83-95	A
12-31-16	L	68-73	H
2-2-16	L	62-76	H
1-24-15	L	57-59	A
2-25-14	W	62-57	H
1-18-14	L	53-61	A
1-15-13	L	44-60	A
2-11-12	L	58-78	H
1-28-12	L	60-71	A
2-26-11	L	49-63	A
3-7-10	W	70-65	H
3-8-09	W	96-88	H
1-17-09	W	78-68	A
1-22-08	L-ot	75-80	A
2-14-07	W	67-65	H
2-22-06	W-ot	74-78	H
1-11-06	L-ot	73-74	A
1-8-05	W	103-68	A
2-12-04	W	82-67	A
1-10-04	W	78-63	H
3-1-03	W	80-68	H
1-28-03	W	81-60	A
2-13-02	L-2ot	115-118	A
1-12-02	W	96-55	H
2-21-01	W	92-60	A
1-21-01	W	71-63	H
2-8-00	W	79-63	H
1-9-00	W	67-53	A
2-10-99	W	79-69	H
1-9-99	W	64-61	A
3-6-98	L	56-75	N1
2-7-98	L	46-71	A
1-8-98	W	70-66	H
2-12-97	W	55-49	H
1-23-97	W	65-62	A
3-9-96	W	68-60	N1
2-21-96	W	68-48	H
1-21-96	L	41-55	A
2-22-95	W	64-52	A
1-21-95	W	69-60	H
2-22-94	W	80-69	H
1-22-94	L	68-75	A
2-24-93	L	74-76	A
1-24-93	W	74-56	H
2-12-92	W	60-48	H
1-4-92	W	73-58	A
2-24-91	W	81-55	H
1-12-91	W-ot	93-88	A
3-9-90	W	70-79	N2
2-21-90	L	75-89	H
1-13-90	L	57-76	A
2-22-89	L	83-94	A
1-14-89	L	71-75	H*
2-24-88	W	79-73	H*
1-16-88	L	62-75	A
3-6-8			

ALL-TIME SERIES

1-10-81	W	73-71	H
2-6-80	L	67-86	A
1-12-80	W	86-83	H
2-7-79	L	74-85	H*
1-13-79	L-2ot	66-71	A
2-8-78	L	81-91	A
1-14-78	W-ot	91-90	H*
2-8-77	L	66-70	H
1-15-77	W	84-82	A
3-4-76	ACC	L	63-76 N3
2-11-76	W	84-77	A
1-17-76	L	81-86	H
2-12-75	L	54-71	H
1-18-75	L	77-80	A
2-13-74	L	73-74	A
1-19-74	W	74-65	H
2-24-73	W	58-55	H
2-14-73	L	61-86	A
2-26-72	W	70-63	A
2-16-72	W	59-51	H
2-26-71	W	64-54	A
2-16-71	W	74-57	H
2-28-70	L	95-105	A
2-18-70	W	97-71	H
2-27-69	W-2ot	112-104	A
2-18-69	W	100-84	H
2-10-68	L	66-78	H
1-30-68	L	67-70	A
3-9-67	ACC	W-2ot	63-61 N1
2-11-67	L	68-70	A
1-31-67	W	90-80	H
2-14-66	L	89-104	A
2-1-66	L	71-72	H
2-16-65	L	65-84	A
2-1-65	W	82-75	H
3-6-64	ACC	W	86-64 N4
2-21-64	W	75-73	A
1-4-64	L	61-87	H
2-2-63	L	70-71	A
1-5-63	W	80-62	H
3-3-62	ACC	W	77-66 N4
2-3-62	W	82-82	A
1-6-62	W	81-54	H
1-16-61	W	86-65	A
1-4-61	W	81-59	H
3-3-60	ACC	W	74-59 N4
1-19-60	W	83-64	A
1-4-60	W	77-62	H
2-23-59	L	51-58	A
1-3-59	W	57-47	H
2-24-58	L	76-86	A
1-14-58	L	72-81	H
2-8-57	W	93-72	A
2-1-57	W	81-70	H
2-3-56	W	108-87	H
1-28-56	W	104-103	A
12-21-55	W	98-79	N2
2-26-55	W	100-79	A
2-4-55	W	120-65	H
2-9-54	W	98-57	H
2-6-54	W	101-69	A
2-14-53	W	87-56	H
1-13-53	W	93-66	A
2-19-52	L-ot	84-85	A
2-9-52	L	63-68	H
2-15-51	L	47-57	A
2-10-51	W-ot	73-72	H
2-15-50	W	65-52	H
1-10-50	W	66-58	A
1-15-49	L	57-59	A
12-11-48	W	58-50	H
2-19-48	W	66-59	A
1-7-48	W	68-48	H
1-16-47	W	67-51	H
1-8-47	W	58-43	A

1-12-43	W	71-56	A
2-23-42	W	52-37	A
1-14-42	W	58-40	H
2-18-41	L	53-54	A
1-17-41	W	42-35	H
2-20-40	W	53-39	H
1-10-40	L	28-30	A
3-2-39	SocCom	L	28-30 N4
1-12-39	W	44-38	H
1-4-39	W	39-38	A
2-16-38	L	40-46	A
2-2-38	L	33-42	H
2-18-37	W	29-27	A
1-12-37	W	53-36	A
1-13-26	W	40-34	H

NI-Greensboro, N.C.; N2-Charlotte, N.C.; N3-Landover, Md.; N4-Raleigh, N.C.

CLEVELAND STATE
Overall: 0-1
 3-20-09 ^{NCAA} L 69-84 N1
NI-Miami, Fla.

COASTAL CAROLINA
Overall: 5-1
Home: 4-1 (3-0 LJVMM)
Away: 1-0 (1-0 HTC)
 12-18-17 W 84-80 A
 11-23-16 W 86-74 H
 12-18-15 W 83-77 H
 12-16-98 W 73-46 H
 12-22-87 L-ot 104-106 H
 12-1-86 W 80-55 H

COLGATE
Overall: 3-0
Home: 1-0 (1-0 LJVMM)
 11-8-13 W 89-78 H
 12-17-56 ^{Carousel} W-ot 66-59 N1
 12-20-55 ^{Carousel} W 87-80 N1
NI-Charlotte, N.C.

COLORADO
Overall: 0-1
Home: 0-1 (0-1 LJVMM)
 1-9-91 L 72-89 H

COLUMBIA
Overall: 0-1
Home: 0-1 (0-0 LJVMM)
 12-27-69 L 78-101 H

CONNECTICUT
Overall: 1-2
Away: 0-1 (0-1 XL Center)
 11-16-12 ^{Paradise} L 71-77 N3
 12-2-91 ^{ACC/BE} L 75-84 A2
 12-29-69 ^{Quaker} W 103-77 N1
NI-Philadelphia, Pa.; A2-Hartford, Conn.; N3-St. Thomas, U.S. Virgin Islands

COPPIN STATE
Overall: 1-0
Home: 1-0 (0-0 LJVMM)
 2-6-89 W 69-52 H

CORNELL
Overall: 1-1
Home: 1-0 (1-0 LJVMM)
 12-2-89 W 80-49 H
 12-27-51 ^{Divise} L 51-58 N1
NI-Raleigh, N.C.

CREIGHTON
Overall: 1-0
 12-30-74 ^{Far West} W 70-69 N1
NI-Portland, Ore.

DARTMOUTH
Overall: 1-0
 12-29-76 ^{DOU} W 84-61 N1
NI-Norfolk, Va.

DAVIDSON
Overall: 61-23
Home: 30-7 (5-0 LJVMM)
Away: 1-2 (3-1 Belk)
 2-2-00 L-ot 49-54 A
 11-27-98 W 59-58 H
 12-3-97 W 61-56 A
 11-29-96 W 69-45 H
 11-29-94 W 74-62 A
 12-6-93 W 77-68 H
 12-28-92 W 71-52 A4
 2-19-92 W 76-62 H
 12-8-90 W 72-56 A
 11-25-89 W 84-65 H
 11-30-88 W 56-47 A
 12-3-87 W 78-65 H
 12-3-86 W 75-60 A
 12-4-85 W 67-63 H
 12-5-84 W 69-55 A
 12-6-83 W 62-51 H
 12-7-82 W 81-62 A
 12-8-81 W 82-63 H
 12-30-80 W 83-70 A
 2-13-80 W 61-53 H
 1-22-79 L 72-75 A
 2-15-78 W 115-82 H
 2-16-77 W 70-68 A
 2-18-76 W 104-72 H
 2-19-75 W 78-69 A
 1-26-74 L 76-78 H
 1-27-73 L 82-86 A
 1-29-72 L 66-80 H
 1-30-71 W 64-60 A
 1-31-70 W 74-73 H
 1-15-69 L 82-90 A
 1-27-68 L 52-75 N3
 1-28-67 W 88-74 N3
 12-1-66 L 63-76 A
 1-29-66 W-ot 82-80 N3
 12-1-65 W 87-86 A
 1-30-65 L 71-78 N3
 12-1-64 L 88-95 A
 12-2-63 L 53-66 A
 2-20-63 L 75-90 A
 12-2-61 W 96-62 H
 12-3-60 L 59-65 A
 12-10-59 W 90-55 H
 12-2-58 W 56-52 A
 12-2-57 W 69-61 H
 1-31-55 W 101-51 N2
 12-4-53 W 88-46 H
 2-3-53 W 69-57 A
 1-17-53 W 91-58 H1
 2-23-52 W 82-68 H
 2-6-52 W 64-63 A
 1940 W 57-37 H
 1940 W 48-26 A
 1939 W 38-32 A
 1939 W 61-43 H
 1938 W 47-45 H
 1938 W 45-37 A
 1937 W 42-31 A
 1937 L 32-43 H
 1936 W 26-23 A
 1936 W 37-34 H
 1935 L 24-31 A
 1935 W 29-28 H
 1934 W 36-23 H
 1934 W 34-25 A
 1933 W 45-42 H
 1932 W 32-19 H

1931	W	26-22	A
1930	L	17-33	H
1929	L	25-38	A
1928	L	27-51	H
1925	L	28-48	A
1925	W	33-28	A
1925	W	48-36	A
1924	W	35-16	A
1924	W	32-22	H
1923	L	17-25	A
1923	W	29-24	H
1922	L	27-36	A
1922	L	27-29	H
1920	W	24-12	H
1917	L	19-26	H
1911	W	35-25	A
1909	W	38-17	H

HI-Reynolds H.S.; N2-Lexington, N.C.; N3-Greensboro, N.C.; A4-Charlotte, N.C.

DAYTON
Overall: 2-2
Home: 1-0 (0-0 LJVMM)
Away: 0-1 (0-0 UD Arena)
 11-24-11 ^{Old Spice} L 76-80 N2
 1-30-60 L 45-62 A
 12-29-59 ^{Divise} W 61-50 N1
 2-28-59 W 66-57 H
NI-Raleigh, N.C.; N2-Lake Buena Vista, Fla.

DELAWARE
Overall: 0-1
Away: 0-1 (0-1 Carpenter)
 2-19-32 L 25-30 A

DELAWARE STATE
Overall: 0-1
Home: 0-1 (0-1 LJVMM)
 11-28-14 L 65-72 H

DePAUL
Overall: 2-2
Home: 0-1 (0-1 LJVMM)
Away: 0-1 (0-1 AllState)
 12-13-06 L 63-78 A
 12-13-05 L 81-84 H
 12-20-80 L 87-90 A
 3-23-84 ^{NCAA} W-ot 73-71 N2
 12-27-56 ^{Divise} W 74-68 N1
NI-Raleigh, N.C.; N2-St. Louis, Mo.

DRAKE
Overall: 0-1
 11-17-17 ^{Paradise} L 74-77 N1
NI-Lynchburg, Va.

DREXEL
Overall: 1-0
Home: 1-0 (0-0 LJVMM)
 12-20-82 W 89-60 H

DUKE (Trinity)
Overall: 78-171
Home: 39-49 (11-16 LJVMM)
Road: 17-72 (16-62 Cameron)
 1-23-18 L 70-84 H
 1-13-18 L 71-89 A
 2-18-17 L 94-99 A
 1-28-17 L 83-85 H
 3-1-16 L 71-79 A
 1-6-16 L 75-91 H
 3-4-15 L 51-94 A
 1-7-15 L 65-73 H
 3-5-14 W 82-72 H
 2-4-14 L 63-83 A
 1-30-13 L 70-75 H
 1-5-13 L 62-80 A
 2-28-12 L 71-79 H

1-19-12	L	73-91	A
1-22-11	L	59-83	H
1-17-10	L	70-90	A
2-21-09	L	91-101	A
1-28-09	W	70-68	H
2-17-08	W	86-73	H
1-18-07	L	40-62	A
3-11-06	ACC	L	66-78 N1
2-14-06	L	70-93	A
1-8-06	L	64-82	H
2-20-05	L	91-102	A
2-2-05	W	92-89	H
2-14-04	W	9-84	H
1-17-04	L	72-84	A
2-13-03	W-2ot	94-80	H
1-12-03	L	55-74	A
3-9-02	ACC	L	64-79 N2
2-21-02	L	61-90	H
1-9-02	L	80-103	A
2-24-01	L	80-82	H
1-24-01	L	62-85	A
3-11-00	ACC	L	72-82 N2
2-22-00	L	78-96	A
1-22-00	L	61-75	H
2-13-99	L	71-102	A
1-13-99	L	72-82	H
2-14-98	L	47-78	A
1-14-98	L	52-88	H
2-5-97	L	68-73	H
1-11-97	W	81-69	A
2-11-96	W	79-65	H
1-10-96	W	57-54	A
3-10-95	ACC	W	87-70 N1
2-11-95	W	62-61	A
1-11-95	W	74-64	H
2-13-94	W	78-69	H
1-13-94	W	69-68	A
2-13-93	W	98-86	A
1-13-93	L	59-86	H
2-23-92	W	72-68	H
1-25-92	L	68-84	A
2-16-91	W	86-77	A
1-14-91	L	67-89	H
2-18-90	L	56-71	A
1-20-90	L	69-97	H
3-10-89	ACC	L	64-88 N3
1-21-89	W	75-71	H*
12-21-88	L	88-94	A
2-11-88	L	67-98	A
1-23-88	L	70-103	H*
1-31-87	Lot	60-62	H*
1-17-87	L	49-69	A
3-7-86	ACC	L	60-68 N1
2-1-86	L	58-68	H*
1-16-86	L	63-92	A
1-30-85	L-ot	70-76	H*
1-17-85	W-ot	91-89	A
2-18-84	L-ot	77-79	A
1-17-84	W	97-66	H*
2-19-83	W	110-104	H*
1-19-83	W	88-84	A
3-5-82	ACC	W	88-53 N1
2-13-82	W	86-71	A
1-13-82	W	58-48	H*
2-14-81	W	58-52	H
1-14-81	W	76-73	A
1-30-80	L	61-82	H
1-16-80	L	66-67	A
11-30-79	Big 4	L	70-72 N1
3-1-79	ACC	L	56-58 N1
1-31-79	L	60-75	H
1-18-79	L	69-81	A
3-4-78	ACC	L	77-85 N1
2-2-78	W	79-60	H
1-18-78	L	72-81	A

ALL-TIME SERIES

12-3-78	Big 4	L	84-97	N1
2-2-77		W	89-80	A
1-19-77		W	85-73	H
11-26-76	Big 4	W	81-80	N1
2-4-76		W	89-87	H
1-21-76	L-ot		93-97	A
2-5-75		L	68-75	A
1-22-75		W	122-109	H
1-4-75	Big 4	W	75-71	N1
2-6-74		W	74-67	H
1-23-74		W	90-71	A
1-4-74	Big 4	W	64-61	N1
2-7-73		L	71-84	A
1-6-73		W	83-80	H
12-16-72	Big 4	L	67-80	N1
2-9-72		W	62-57	H
1-26-72		L	66-77	A
12-18-71	Big 4	L	58-70	N1
2-10-71		L	78-83	A
1-6-71		L	67-68	H
12-16-70	Big 4	W	83-77	N1
3-5-70	ACC	W	81-73	N2
2-11-70		L	65-67	H
1-7-70	L-ot		72-78	A
12-23-69		L	90-98	N1
2-12-69		L	93-122	A
1-8-69		L	81-85	H
12-20-68		W	106-78	N1
2-22-68		L	41-50	H
2-14-68		L	65-105	A
12-30-67		L	76-103	N1
2-28-67		L	71-113	H
2-21-67		L	84-97	A
12-30-67		L	73-78	N1
3-3-66	ACC	L	73-103	N4
2-22-66	W-ot		99-98	H
1-15-66		L	81-101	A
1-1-66		L	76-92	N1
3-5-65	ACC	L	81-101	N4
2-13-65		L	80-93	H
1-16-65		L	77-105	A
1-2-65		L	86-91	N1
3-7-64	ACC	L	59-80	N4
2-25-64		L	83-98	A
2-18-64		W	72-71	H
3-2-63	ACC	L	57-68	N4
2-16-63		L	60-73	A
2-6-63		L	66-97	H
12-29-62		L	87-113	N1
2-15-62		W	97-79	H
1-27-62		L	68-82	A
12-30-61		L	73-75	N1
3-3-61	ACC	W	96-81	N4
2-14-61		W	103-89	H
2-9-61		L	90-100	A
3-5-60	ACC	L	59-63	N4
2-20-60		W	83-64	A
2-3-60		W	80-63	H
3-5-59	ACC	L	71-78	N4
2-17-59		L	78-85	A
1-5-59		L	57-58	H
3-6-58	ACC	L	44-51	N4
2-15-58		L	59-71	A
2-1-58		L	56-70	H
12-28-57	Divie	L-ot	75-79	N1
2-16-57		L	64-75	A
1-29-57		W	77-59	H
2-11-56		W	80-77	A
1-4-56		W	84-71	H
12-31-55	Divie	L	52-64	N1
2-19-55		L	65-84	A
2-9-55		L	73-75	H
2-26-54		L	81-90	A
1-12-54		W	96-89	H
12-29-53	Divie	L	66-83	N1

2-12-53		L	99-101	H
12-6-52		W	91-86	A
2-21-52		L	62-87	H
1-26-52		L	69-90	A
12-28-51	Divie	L	74-79	N4
2-19-51		L	64-69	H
1-27-51		W	65-56	A
2-21-50		W	72-54	H
1-28-50		L	55-65	A
12-30-49	Divie	L	52-54	N4
2-19-49		L	51-61	A
1-27-49		W	52-50	H
2-24-48		L	48-49	H
2-10-48		L	45-47	A
2-25-47		L	37-57	H
1-15-47		L	32-65	A
3-2-46	SocCon	L	30-49	N4
2-5-46		L	29-32	A
1-12-46		L	38-43	H
2-3-45		L	39-75	N
1-13-45		L	35-60	A
2-15-43		L	40-59	A
1-26-43		L	41-63	A
3-6-42	SocCon	L	45-54	N4
2-19-42		L	51-58	H
1-24-42		L	39-60	A
2-13-41	L-ot		41-42	H
1-8-41		W	38-35	A
2-15-40		L	35-44	H
1-27-40		L	44-50	A
2-18-39		L	34-59	A
1-7-39		L	41-52	H
2-21-38		L	40-41	H
1-7-38		L	33-38	A
2-6-37		W	34-30	H
1937		L	28-30	A
2-18-36		L	27-42	H
1-10-36		L	19-37	A
2-18-35		L	21-37	H
1-7-35		L	30-47	A
2-10-34		L	21-37	H
1-6-34		L	29-38	A
1-17-33		L	16-34	H
1-10-33		L	24-33	A
2-11-32		L	25-32	A
1-8-32		L	16-23	A
1931		L	22-25	
1931		L	27-44	
1930		L	30-37	
1930		L	22-49	
1929		L	21-35	
1929		L	34-43	
2-14-28		L	34-37	
1928		L	17-45	
1927		W	36-27	
1927		W	41-14	
1926		W	33-18	
1926		W	27-24	
2-24-25		L	25-28	A
1-31-25		W	43-18	H
1924		L	24-26	
1-25-24		L	22-26	A
1923		L	26-36	
1923		W	30-18	
1-31-22		W	24-22	H
1-25-22		L	10-31	A
1921		L	20-27	H
1-24-19		L	21-40	A
1917		L	20-37	
2-25-16		W	40-28	H
1916		W	28-26	A
1915		W	23-12	
1915		L	27-28	
1914		L	14-28	A
2-12-14		W	31-23	H

1913		L	15-16	H
1913		L	10-25	A
1910		W	26-18	H
1909		W	30-5	
1909		L	14-22	
1908		W	20-11	
1908		W	20-11	
1907		W	22-5	
1907		W	8-6	
3-16-06		W	15-5	H
3-2-06		W	24-10	A

N1-Greensboro, N.C.; N2-Charlotte, N.C.; N3-Atlanta, Ga.; N4-Raleigh, N.C.

DUQUESNE

Overall: 2-5
Home: 1-0 (0-0 LJVMM)
Overall: 0-3 (0-0 Palumbo)
 12-29-7 Steel Bowl L 55-56 N2
 12-17-66 L 71-89 A
 12-17-65 W 94-80 H
 12-26-57 Divie W 64-54 N2
 12-11-53 Steel Bowl L 61-76 N1
 12-19-50 L 59-63 A
 12-13-48 L 35-61 A

N1-Pittsburgh, Pa.; N2-Raleigh, N.C.

EAST CAROLINA

Overall: 7-0
Home: 5-0 (2-0 LJVMM)
Away: 2-0 (1-0 Minges)
 11-15-09 W 89-58 A1
 12-22-08 W 94-54 A
 1-1-07 W 81-65 H
 1-3-06 W 58-54 H
 2-5-86 W 65-60 H
 12-19-84 W 83-57 H
 12-17-69 W 53-52 H

A1-Greensboro, N.C.

EASTERN KENTUCKY

Overall: 1-0
Home: 1-0 (0-0 LJVMM)
 2-20-57 W 101-76 H

ELON

Overall: 37-6
Home: 6-0 (6-0 LJVMM)
Away: 1-1 (0-0 Alumni Gym)
 11-20-10 W 89-70 A1
 12-13-09 W 90-50 H
 11-17-06 W 73-48 H
 12-3-05 W 78-59 A1
 12-15-04 W 85-67 H
 11-22-03 W 97-55 H
 1-7-03 W 98-56 H
 11-18-01 W 87-67 H
 1951 W 73-62
 2-9-37 W 43-41
 2-17-33 W 42-28 H
 1931 W 46-33
 1931 W 35-25
 1-21-30 W 29-26 H
 1-26-29 W 42-25 H
 1928 W 49-47 H
 1927 W 37-22 A
 2-24-26 W 20-15 A
 1-30-26 W 35-20 H
 2-28-24 W 52-31 H
 2-16-24 W 44-11 A
 2-9-23 W 22-20 A
 1-30-23 W 38-19 H
 2-24-22 W 25-23 A
 1-21-22 L 25-29 H
 2-5-21 L 15-18 A
 1-20-21 W 16-15 H

2-16-20		W	28-14	H
1-24-20		W	20-10	A
1919		W	25-6	
2-23-18		L	10-18	
2-5-18		L	17-18	
2-19-17		W	23-22	A
2-17-17		W	32-20	H
2-29-16		W	32-14	A
1-29-16		W	38-18	H
2-24-15		W	30-23	H
2-16-15		L	12-35	A
2-16-14		L	21-26	A
1-6-14		W	16-15	H
1913		W	17-9	
1913		W	46-10	

N1-Greensboro, N.C.

ETSU

Overall: 7-1
Home: 5-0 (2-0 LJVMM)
Away: 1-1 (0-0 Freedom Hall)
 3-21-03 NCAA W 76-73 N1
 12-19-98 W 77-53 H
 1-10-90 W 73-69 H
 2-1-89 L 94-98 A
 2-20-88 W 87-66 H
 12-6-78 W 93-78 H
 12-7-77 W 70-69 A
 12-1-76 W 94-63 H

N1-Tampa, Fla.

EVANSVILLE

Overall: 2-0
Home: 1-0 (0-0 LJVMM)
Away: 1-0 (0-0 Ford)
 12-7-88 W 79-73 H
 11-30-89 W-ot 69-64 A

FAIRFIELD

Overall: 3-0
Home: 2-0 (2-0 LJVMM)
 11-9-07 W 85-60 H
 11-30-91 W 91-62 H
 12-27-88 lobo W 75-59 N1

N1-Albuquerque, N.M.

FAIRLEIGH DICKINSON

Overall: 7-0
Home: 2-0 (1-0 LJVMM)
Away: 1-0 (1-0 Rothman)
 12-7-91 W 66-43 A
 11-24-90 W 67-55 H
 11-26-84 W 81-67 H
 12-8-79 W 87-58 H
 12-30-78 W 88-59 H
 12-21-76 W 99-63 H
 2-26-75 W 89-55 H

FLORIDA

Overall: 5-7
Home: 2-2 (0-0 LJVMM)
Away: 1-2 (1-0 O'Connell)
 12-20-14 Orange Bowl L 50-63 N4
 11-17-05 2K Sports L 72-77 N3
 12-9-95 W 77-53 A
 12-3-94 L 70-81 H*
 12-27-75 GatorBowl W-ot 78-75 N2
 12-29-64 GatorBowl L 85-83 N2
 12-15-62 L 67-73 A
 12-12-61 L 65-71 A
 12-2-60 W 85-79 H
 12-18-56 Carousel W 55-53 N1
 2-15-36 L 24-32 H
 2-13-36 W 43-32 H

N1-Charlotte, N.C.; N2-Jacksonville, Fla.; N3-New York, N.Y. (MSG); N4-Sunrise, Fla.

FLORIDA STATE

Overall: 25-25
Home: 16-8 (15-8 LJVMM)
Road: 6-15 (6-15 Tucker)
 1-31-18 W 76-72 H
 12-28-16 L 72-88 A
 2-6-16 L 71-91 H
 1-28-15 L-2ot 57-59 A
 2-15-14 L 60-67 H
 2-26-13 L 62-76 A
 2-9-13 W 71-46 H
 1-25-12 L 52-75 H
 2-19-11 L 66-84 H
 2-1-11 L 61-85 A
 3-3-10 L 47-51 A
 2-14-09 W 86-63 H
 3-13-08 ACC L 60-70 N3
 2-14-08 W 78-70 A
 1-20-08 W 74-57 H
 1-27-07 L 66-74 A
 3-9-06 ACC W 78-66 N2
 1-24-06 L 68-75 H
 2-12-05 W 87-48 H
 1-18-05 L-ot 83-91 A
 2-25-04 W-ot 90-97 H
 1-25-04 L 70-75 A
 3-14-03 ACC W 69-61 N2
 2-26-03 W 60-56 A
 1-26-03 W 71-60 H
 2-2-02 W 89-80 A
 12-16-01 W 93-72 H
 2-10-01 W 71-65 A
 1-9-01 W 76-53 H
 2-5-00 L 61-66 A
 1-4-00 L 64-66 H
 2-20-99 W 67-65 H
 1-20-99 L 68-74 A
 2-21-98 W 69-68 H
 1-22-98 L 59-83 A
 3-7-97 ACC W 66-65 N2
 3-1-97 L 55-59 A
 1-25-97 W 61-58 H
 2-7-96 W 81-67 H
 1-6-96 W-ot 75-73 A
 2-8-95 L 67-69 A
 1-7-95 W 72-64 H
 2-10-94 W 77-69 H
 1-8-94 W 90-66 A
 2-10-93 L 94-111 A
 1-9-93 L-ot 72-74 H
 2-1-92 L 78-79 A
 1-11-92 L-ot 85-88 H
 12-22-73 L 48-66 N1
 12-11-58 W 73-64 H

N1-St. Petersburg, Fla.; N2-Greensboro, N.C.; N3-Charlotte, N.C.

FRESNO STATE

Overall: 1-1
 11-21-01 Pre-NT W 62-61 N1
 3-28-83 NT L 62-86 N1

NT-New York, N.Y. (MSG)

FURMAN

Overall: 17-7
Home: 8-3 (2-0 LJVMM)
Away: 7-4 (1-0 Timmons)
 12-18-12 W 79-55 H
 1-2-96 W 81-49 H
 12-5-87 L 68-80 H
 1-8-85 W 79-64 A
 11-28-83 W 74-59 H
 1-6-64 L 58-66 A
 2-21-63 L 53-59 A
 1-11-50 W 50-41 H
 2-23-49 W 67-55 H

ALL-TIME SERIES

1-27-48	W	72-55	H
1-27-47	W	53-52	H
1-9-47	L	28-36	A
2-20-46	W	36-32	A
2-24-42	W	43-29	A
2-19-41	W	59-51	A
2-24-40	L	43-46	H
1-11-40	W	56-36	A
2-8-39	W	53-37	H
1-3-39	W	72-41	A
2-12-30	L	14-43	A
1-7-29	W	34-26	H
2-4-27	L	27-42	A
2-23-10	W	70-21	A
1-31-10	W	54-9	H

GARDNER-WEBB

Overall: 2-0
Home: 2-0 (2-0 LJVM)
 12-18-11 W 67-59 H
 12-19-06 W 92-60 H

GEORGE MASON

Overall: 1-0
Home: 1-0 (1-0 LJVM)
 11-11-05 ^{ZK Sports} Wot 83-78 H

GEORGE WASHINGTON

Overall: 16-18
Home: 2-2 (1-0 LJVM)
Away: 1-2 (1-0 Smith)
 11-15-04 ^{Fine-NIT} W 97-76 H
 12-6-75 W 78-77 A
 12-7-74 W 85-77 H
 12-16-59 L 55-75 A
 2-3-59 W 83-81 H
 12-17-57 L 45-67 A
 1-3-57 W 72-54 A
 12-1-56 W 79-66 H
 1-10-56 L 74-78 H
 12-2-55 L 86-101 A
 12-14-54 L 82-94 A
 12-1-54 W 107-86 H2
 2-19-54 L 74-86 A
 2-7-53 Wot 93-90 H
 1-4-52 L 63-90 A
 1951 W 80-67 H
 1950 ^{SoCon} W 65-61 N1
 1950 L 67-83 A
 1949 W 50-38 H
 1948 L 53-59 A
 1946 W 46-38
 1946 W 52-48
 1942 W 39-36 H
 1942 L 27-52 A
 1937 L 33-55 A
 1936 L 19-38 H
 1936 L 18-49 A
 1935 W 25-46
 1934 L 31-42
 1933 L 25-33
 1933 L 28-38
 1932 L 34-48
 1930 L 23-38
 1928 W 27-26

NI-Durham, N.C.; H2-Clinton, N.C.

GEORGETOWN

Overall: 2-3
Away: 0-1 (0-0 Verizon)
 11-21-97 ^{Tipoff} W 56-54 N2
 12-29-70 ^{Gold Coast} W 90-88 N1
 1-5-52 L 61-80 A
 1930 L 20-35
 1925 L 26-33
NI-West Palm Beach, Fla.; N2-Springfield, Mass.

GEORGIA

Overall: 2-4
Home: 1-1 (1-1 LJVM)
Away: 0-2 (0-1 Stegeman)
 12-8-07 L 50-72 A
 12-2-06 L 86-87 H
 12-16-00 W 75-57 H
 12-11-99 L 67-68 N2
 12-30-64 ^{Gator Bowl} W 83-76 N1
 2-17-13 L 28-70 A
NI-Jacksonville, Fla.; N2-Atlanta, Ga.

GEORGIA SOUTHERN

Overall: 3-1
Home: 3-1 (1-1 LJVM)
 11-10-17 W 83-85 H
 11-16-11 W 81-72 H
 12-17-85 W 64-61 H
 2-15-79 W 77-69 H

GEORGIA TECH

Overall: 40-42
Home: 27-12 (20-8 LJVM)
Road: 9-28 (0-4 McCamish)
 3-3-18 L 56-64 A
 2-14-18 W 79-62 H
 2-4-17 W 81-69 H
 2-10-16 L 66-71 A
 2-7-15 L 59-73 A
 1-10-15 W 76-69 H
 2-1-14 L 70-79 H
 2-16-13 L 56-57 H
 2-26-13 L 62-82 A
 3-3-12 L 62-69 A5
 2-15-12 W 59-50 H
 3-3-11 L 54-80 H
 1-19-11 L 39-74 A
 2-13-10 W 75-64 H
 1-28-10 L 58-79 A
 2-18-09 W 87-69 H
 1-31-09 L 74-76 A
 3-1-08 L-ot 79-87 A
 2-6-08 L 83-89 H
 3-8-07 ^{ACC} W-2ot 114-112 N4
 2-21-07 L 61-75 A
 1-30-07 W 85-75 H
 2-25-06 L 61-76 A
 1-18-06 W 86-71 H
 2-2-05 W 98-91 H
 1-27-05 L-ot 101-102 A
 2-22-04 W 80-76 A
 1-20-04 L 66-73 H
 2-20-03 W 75-67 A
 1-19-03 W 73-66 H
 3-8-02 ^{ACC} W 69-61 N3
 2-7-02 L 77-90 A
 1-26-02 W 87-74 H
 2-14-01 W 81-65 A
 1-13-01 L-ot 89-95 H
 2-27-00 W 76-64 H
 1-27-00 W 60-46 A
 2-16-99 W 67-58 H
 1-16-99 L 61-74 A
 2-11-98 L 76-77 H
 1-10-98 L 63-70 A
 2-25-97 W 71-55 H
 1-8-97 W 73-63 A
 3-10-96 ^{ACC} W 75-74 N2
 2-17-96 L 63-64 A
 1-17-96 W 66-63 H
 2-18-95 W 73-62 H
 1-17-95 L 65-67 A
 3-11-94 ^{ACC} W 74-49 N3
 2-19-94 L 69-71 A
 1-19-94 W 67-63 H
 2-20-93 L 58-69 H

1-21-93	W	81-58	A
2-27-92	L	61-80	A
1-18-92	W	86-62	H
2-9-91	W	86-74	H
1-6-91	L	91-101	A
2-7-90	L	70-79	A
1-6-90	L	79-91	H
2-11-89	L	70-75	A
1-7-89	L	75-84	H*
2-13-88	L	75-78	H*
1-10-88	L	66-78	A
2-7-87	L	69-83	A
1-3-87	L-ot	59-65	H
2-19-86	L	49-59	H
1-8-86	L	58-72	A
2-10-85	L	75-94	A
1-5-85	W	68-54	H*
2-2-84	W-ot	78-74	H
1-7-84	L	66-68	A
2-12-83	L	69-70	A
1-8-83	W	60-53	H*
2-6-82	W	53-38	H*
1-2-82	W	74-56	A
2-7-81	W	86-56	H
1-3-81	W	87-61	H
2-16-80	W	49-48	H
1-26-80	W	67-59	A
1-8-66	W	96-80	H
1-12-65	W	97-78	A
1950	L	57-64	N1

NI-Raleigh, N.C.; N2-Greensboro, N.C.; N3-Charlotte, N.C.; N4-Tampa, Fla.; 5-Philips Arena

GONZAGA

Overall: 1-1
Home: 0-1 (0-1 LJVM)
Away: 1-0 (1-0 McCarthey)
 1-2-11 L 63-73 H
 12-5-09 W 77-75 A

GREEN BAY

Overall: 1-0
 11-27-93 ^{Great Alaska} W-ot 61-58 N1
NI-Anchorage, Alaska

HAMPTON

Overall: 1-0
Home: 1-0 (1-0 LJVM)
 11-15-10 ^{Fine-NIT} W 63-56 H

HAWAII

Overall: 2-0
Away: 1-0 (0-0 Sherriff)
 11-26-93 ^{Great Alaska} W 78-49 N1
 12-29-85 ^{Rainbow} W 75-68 A
NI-Anchorage, Alaska

HIGH POINT

Overall: 14-1
Home: 4-0 (4-0 LJVM)
Away: 1-0 (1-0 Millis)
 12-5-12 W 71-60 H
 12-7-11 W 87-83 A
 1-5-11 W 79-63 H
 11-18-09 W 83-60 H
 12-17-99 W 79-35 H
 1946 W 40-26
 1945 W 45-34
 1939 W 48-46
 1935 L 13-19
 1931 W 32-24
 1931 W 38-27
 1927 W 47-30
 1927 W 30-8
 1926 W 30-18
 1926 W 35-14

HOLY CROSS

Overall: 3-1
Home: 1-0 (1-0 LJVM)
 12-4-10 W 75-64 H
 12-28-59 ^{Dixie} W 80-71 N1
 3-13-52 ^{NCAA} L 71-79 N1
 12-31-52 ^{Dixie} W 91-69 N1
NI-Raleigh, N.C.

HOUSTON

Overall: 0-2
 11-19-17 ^{Paradise} L 73-78 N2
 3-25-84 ^{NCAA} L 63-68 N1
NI-St. Louis, Mo.; N2-Lynchburg, Va.

HOWARD

Overall: 1-0
Home: 1-0 (1-0 LJVM)
 12-23-90 W 108-74 H

ILLINOIS

Overall: 2-1
Home: 1-0 (1-0 LJVM)
Away: 0-1 (0-1 State Farm)
 11-28-17 ^{ACC/BIG} W 80-73 H
 12-1-04 ^{ACC/BIG} L 73-91 A
 11-10-98 ^{Cvs. C} W-ot 75-73 N1
NI-New York, N.Y. (MSG)

ILLINOIS STATE

Overall: 0-1
Home: 0-1 (0-0 LJVM)
 1-24-76 L 79-81 H

INDIANA

Overall: 3-0
Home: 2-0 (2-0 LJVM)
 11-23-15 ^{Mau} W 82-78 N1
 12-3-09 ^{ACC/BIG} W 83-58 H
 12-2-04 ^{ACC/BIG} W 100-67 H
NI-Lahaina, Hawaii

IONA

Overall: 0-2
Home: 0-1 (0-0 LJVM)
 11-21-14 L 81-85 H
 11-17-12 ^{Paradise} L 68-94 N1
NI-St. Thomas, U.S. Virgin Islands

IOWA

Overall: 4-0
Home: 1-0 (1-0 LJVM)
Away: 1-0 (1-0 Carver Hawkeye)
 11-30-10 ^{ACC/BIG} W 76-73 H
 11-26-07 ^{ACC/BIG} W 56-47 A
 3-21-93 ^{NCAA} W 84-78 N2
 12-28-74 ^{Far West} W 92-71 N1
NI-Portland, Ore.; N2-Nashville, Tenn.

JACKSONVILLE

Overall: 6-0
Home: 3-0 (1-0 LJVM)
Away: 2-0 (0-0 JVMA)
 11-18-13 W 90-83 H
 12-28-83 ^{Gator Bowl} W 57-54 A
 11-21-80 W 57-44 H*
 2-9-80 W 69-56 H
 11-24-78 W 70-68 A
 12-30-70 ^{Gold Coast} W 78-77 N1
NI-West Palm Beach, Fla.

JAMES MADISON

Overall: 1-0
Home: 1-0 (0-0 LJVM)
 11-11-06 W 91-82 H

KANSAS

Overall: 2-3
Home: 1-0 (1-0 LJVM)
Road: 0-1 (0-1 Allen)
 11-28-13 ^{Atlantic} L 78-87 N3
 12-4-01 L 76-83 A
 12-7-00 W 84-53 H
 3-19-94 ^{NCAA} L 58-69 N2
 3-18-84 ^{NCAA} W 69-59 N1
NI-Lincoln, Neb.; 2-Lexington, Ky.; 3-Paradise Island, Bahamas

KANSAS STATE

Overall: 0-1
 3-14-17 ^{NCAA} L 88-95 N1
NI-Dayton, Ohio

KENTUCKY

Overall: 0-5
Away: 0-2 (0-0 Rupp)
 3-20-10 ^{NCAA} L 60-90 N3
 3-23-96 ^{NCAA} L 63-83 N2
 3-25-93 ^{NCAA} L 69-103 N1
 12-21-63 ^{UK Inv.} L 75-98 A
 12-14-53 L 69-101 A
NI-Charlotte, N.C.; N2-Minneapolis, Minn.; N3-New Orleans, La.

LA SALLE

Overall: 1-1
Away: 0-1 (0-0 Gola)
 12-21-73 ^{Sunshine} W 95-90 N2
 1-3-53 L 59-75 A
NI-St. Petersburg, Fla.

LAFAYETTE

Overall: 1-0
Home: 1-0 (1-0 LJVM)
 12-30-92 W 74-47 H

LEHIGH

Overall: 2-0
Home: 2-0 (1-0 LJVM)
 12-2-95 W 68-53 H
 1-12-87 W 74-51 H

LIBERTY

Overall: 1-1
Home: 1-1 (1-1 LJVM)
 11-14-17 L 66-79 H
 11-24-97 W 81-47 H

LIU-BROOKLYN

Overall: 1-0
Home: 1-0 (0-0 LJVM)
 2-22-75 W 83-82 H

LONGWOOD

Overall: 1-0
Home: 1-0 (0-0 LJVM)
 2-23-05 W 88-47 H

LOUISIANA-MONROE (NE Louisiana)

Overall: 1-0
 3-15-96 ^{NCAA} W 62-50 N1
NI-Milwaukee, Wis.

LOUISIANA TECH

Overall: 1-0
 3-15-91 ^{NCAA} W 71-65 N1
NI-Atlanta, Ga.

ALL-TIME SERIES

LOUISVILLE
Overall: 2-5
Home: 1-1 (1-1 LJVW)
Away: 0-2 (0-2 KFC Yum!)

1-27-18	L	77-96	A
3-1-17	W	88-81	H
1-3-16	L	57-65	A
1-4-15	L	76-85	H
3-21-96	NCAA W	60-59	N3
3-20-92	NCAA L	58-81	N2
12-30-59	Divie L	64-74	N1

NI-Raleigh, N.C.; 2-Tempe, Ariz.; 3-Minneapolis, Minn.

LOYOLA (MD.)
Overall: 2-2
Home: 1-0 (1-0 LJVW)
Away: 1-2 (0-0 Reitz)

11-11-11	W	75-63	H
12-16-49	L	51-66	A
12-12-41	L	26-40	A
2-5-41	W	53-41	A

LSU
Overall: 2-1
Home: 1-0 (1-0 LJVW)
Away: 1-0 (1-0 Maravich)

12-22-16	W	110-76	H
12-29-15	W	77-71	A
12-21-81	Sagr Bowl L	64-70	N1

NI-New Orleans, La.

MANHATTAN
Overall: 1-0
3-20-04 NCAA W 84-80 N1

NI-Raleigh, N.C.

MARIST
Overall: 1-0
Home: 1-0 (1-0 LJVW)
11-23-10 Pre-NIT W 81-59 H

MARQUETTE
Overall: 7-5
Home: 4-0 (1-0 LJVW)
Away: 2-3 (0-1 Bradley)

2-9-03	L	61-68	A
12-29-01	W	65-59	H
2-4-89	W	70-67	H
2-6-88	L	57-76	A
12-20-83	W-ot	71-65	A
2-6-83	W	78-65	H*
12-12-81	W-ot	68-65	A
1-31-81	W	83-60	H
3-19-77	NCAA L	68-82	N2
12-14-63	W	95-62	H
12-3-62	L	72-87	A
12-29-60	Divie L	83-91	N1

NI-Raleigh, N.C.; N2-Oklahoma City, Okla.

MARSHALL
Overall: 2-2
Home: 2-0 (2-0 LJVW)
Away: 0-2 (0-1 Henderson)

12-17-97	L	66-73	A
12-30-94	W	95-59	H
12-22-93	W	82-60	H
1-12-52	L	68-76	A

MARYLAND
Overall: 56-70
Home: 33-24 (11-10 LJVW)
Away: 18-39 (2-7 Xfinity)

2-18-14	L	60-91	A
3-14-13	ACC L	62-75	N2
3-2-13	L	57-67	H
2-2-13	L	60-86	A

3-8-12	ACC L	60-82	N3
1-11-12	L	64-70	A
2-5-11	L	70-91	A
1-12-11	L	55-74	H
1-12-10	W-ot	85-83	H
3-13-09	ACC L	64-75	N3
3-3-09	W	65-63	A
2-28-08	L	70-74	H
1-15-08	L	64-71	A
2-3-07	L	72-79	H
1-15-06	L	86-90	A
1-11-05	W	81-66	H
3-12-04	ACC L	86-87	N2
2-28-04	W	91-83	A
1-29-04	W	93-85	H
2-17-03	L	67-90	A
1-15-03	W	81-72	H
2-24-02	L	89-90	A
1-23-02	L	63-85	H
3-9-01	ACC L	53-71	N3
2-17-01	L	57-73	H
1-17-01	L	71-81	A
2-19-00	L	67-73	H
1-19-00	L	51-73	A
1-31-99	W	85-72	H
12-3-98	L	69-92	A
2-19-98	W	83-79	A
1-17-98	W	72-60	H
2-1-97	W	74-69	A
1-19-97	L	51-54	H
2-15-96	W	85-78	A
1-13-96	W	77-64	H
2-15-95	W	63-54	H
1-14-95	L	66-76	A
2-16-94	L	58-81	A
1-15-94	L	58-61	H
2-17-93	W	88-64	H
1-16-93	W	86-73	A
3-5-92	L	66-77	H
1-22-92	W	86-76	A
2-23-91	L	78-86	A
1-2-91	W	74-62	H
2-24-90	W	84-74	H
1-4-90	L	82-88	A
2-25-89	W	75-61	A
1-4-89	W	70-60	H
2-27-88	L	65-70	H*
1-2-88	L	76-93	A
2-22-87	W	75-68	A
2-2-87	W	69-58	H
2-26-86	L	48-59	H*
1-28-86	L	55-77	A
2-24-85	L	66-69	A
2-6-85	L	62-64	H
3-10-84	ACC L	64-66	N2
2-26-84	L	79-90	A
2-8-84	W-2ot	90-87	H*
2-26-83	L	75-83	A
2-9-83	W	79-66	H*
2-20-82	W	48-42	H*
2-3-82	L	56-61	A
2-21-81	L	80-94	A
2-4-81	W	67-60	H
2-20-80	L	77-83	A
1-5-80	L	76-84	H
2-20-79	L	53-54	H*
1-6-79	W	66-60	A
2-22-78	L	89-91	A
1-7-78	W	84-75	H*
2-22-77	L	80-81	H*
1-8-77	W-ot	86-85	A
2-25-76	L	91-105	A
1-10-76	W	96-93	H*
1-11-75	L	73-89	A
12-4-74	L	78-99	H

2-27-74	L	68-77	A
1-11-74	L	59-72	H
3-9-73	ACC L	65-73	N2
2-28-73	W	62-60	H
1-22-73	L	76-105	A
3-1-72	L-ot	56-64	A
1-10-72	L	46-49	H*
3-2-71	W	72-66	H
12-12-70	L	71-72	A
1-3-70	L	72-75	H
12-13-69	W	104-87	A
1-3-69	W	93-71	H*
12-14-68	W	95-87	A
2-17-68	L	74-87	A
12-14-67	W	73-60	H
3-4-67	W	78-64	H
12-20-66	W	68-58	A
2-7-66	L-ot	78-86	H
12-4-65	L	66-87	A
1-14-65	L-2ot	85-93	H
12-18-64	L	64-82	A
2-14-64	W	79-77	A
1-20-64	L	82-91	H
2-28-63	ACC W	80-41	N1
2-14-63	W	75-54	H
12-19-62	W	85-74	A
2-17-62	W	81-78	H
12-16-61	L	62-79	A
3-2-61	ACC W	98-76	N1
2-4-61	W	78-69	H
12-17-60	W	72-60	A
2-6-60	W	65-64	H
12-18-59	W	54-47	A
2-7-59	W	56-53	H
12-20-58	L	65-68	A
2-8-58	L	67-74	H
12-13-57	L	58-72	A
2-18-57	W	62-58	H
12-10-56	L	53-59	A
2-20-56	W	76-60	H
12-10-55	L	51-61	A
2-21-55	W	75-71	H
12-10-54	W-ot	62-58	A
3-3-54	ACC W-ot	64-56	N1
2-15-54	L	53-74	A
12-5-53	W	71-54	H
3-6-53	SoCom W	61-59	N1

NI-Raleigh, N.C.; N2-Greensboro, N.C.; N3-Atlanta, Ga.

UMBC
Overall: 1-0
Home: 1-0 (1-0 LJVW)
11-13-15 W 78-73 H

UM-EASTERN SHORE
Overall: 3-0
Home: 3-0 (1-0 LJVW)

11-27-99	W	85-60	H
1-5-87	W	105-60	H
1-4-86	W	70-46	H

MASSACHUSETTS
Overall: 1-1
Home: 1-0 (1-0 LJVW)
Away: 0-1 (0-1 Mullins)

12-14-96	W	71-47	H
12-6-95	L	46-60	A

MEMPHIS
Overall: 1-1
11-20-03 C vs C W 85-76 N2
3-13-82 NCAA L 55-56 N1

NI-Charlotte, N.C.; N2-New York, N.Y. (MSG)

MERCER
Overall: 2-0
Home: 1-0 (1-0 LJVW)

11-19-12	Paradise W	74-71	N1
11-21-98	W	81-66	H

NI-St. Thomas, U.S. Virgin Islands

MIAMI
Overall: 11-9
Home: 8-1 (8-1 LJVW)
Road: 2-7 (2-7 BankUnited)

2-7-18	L	81-87	A
1-18-17	W	96-77	H
1-23-16	L	63-77	A
2-11-15	W	72-70	H
3-8-14	L	56-69	A
2-23-13	W	80-65	H
2-18-12	L	56-74	A
2-9-11	L	73-74	H
3-11-10	ACC L	62-83	N1
2-2-10	W	62-53	H
1-9-10	L	66-67	A
2-4-09	L	52-79	A
1-29-08	W	70-68	H
2-17-07	W	74-69	H
1-6-07	W	59-58	A
1-31-06	L	69-78	A
2-15-05	W	68-63	A
1-29-05	W	94-82	H
1-28-91	W	72-66	H
1940	W	46-17	

NI-Greensboro, N.C.

MICHIGAN
Overall: 1-0
Away: 1-0 (1-0 Crisler)
11-28-00 ACC/BIG W 71-60 A

MICHIGAN STATE
Overall: 0-1
12-30-86 Cable Car L 62-71 N1

NI-Santa Clara, Calif.

MINNESOTA
Overall: 3-4
Home: 2-1 (1-1 LJVW)
Away: 0-2 (0-2 Williams)

12-2-14	ACC/BIG L	69-84	H
3-15-06	NIT L	58-73	A
11-27-01	ACC/BIG W	85-79	H
12-1-62	L	66-78	A
1-2-62	W	79-70	H
12-29-55	Divie W-ot	87-83	N1
12-27-54	Divie L	73-81	N1

NI-Raleigh, N.C.

MISSISSIPPI STATE
Overall: 3-1
12-3-96 Great8 W 74-43 N4
12-29-84 Sun Bowl W 67-65 N3
12-28-76 ODU L 83-88 N2
12-19-55 Carousel W 95-68 N1

NI-Charlotte, N.C.; N2-Norfolk, Va.; N3-El Paso, Texas; N4-Chicago, Ill.

MISSISSIPPI VALLEY ST.
Overall: 1-0
Home: 1-0 (1-0 LJVW)
11-10-05 2K Sports W 78-64 H

MISSOURI
Overall: 2-0
Home: 1-0 (1-0 LJVW)
Away: 1-0 (0-0 Mizou)

1-25-98	W	74-65	H
2-9-97	W	73-65	A

MONMOUTH
Overall: 1-0
Home: 1-0 (0-0 LJVW)

2-22-84	W	85-57	H
---------	---	-------	---

MOUNT ST. MARY'S
Overall: 4-0
Home: 4-0 (4-0 LJVW)

11-26-14	W	83-49	H
11-16-00	BCA W	108-61	H
11-25-95	W	75-62	H
1-2-93	W	76-65	H

MURRAY STATE
Overall: 1-0
Away: 1-0 (0-0 CFSB)
3-17-83 NIT W 87-80 A

NAVY
Overall: 5-4
Home: 3-1 (2-0 LJVW)
Away: 2-1 (2-0 Alumni)

1-7-02	W	87-65	A
12-29-00	W	90-58	H
11-22-99	W	90-55	A
11-17-97	W	67-43	H
12-30-71	Steel Bowl L	62-72	N2
12-28-63	W	77-69	H*
12-29-51	Divie L	44-79	N1
12-30-50	Divie L	46-66	N1
1-8-30	L	20-39	A

NI-Raleigh, N.C.; N2-Pittsburgh, Pa.

NEBRASKA
Overall: 1-1
Home: 0-1 (0-1 LJVW)
Away: 1-0 (0-0 Pinnacle Bank)

11-27-12	ACC/BIG L	63-79	H
11-30-11	ACC/BIG W	55-53	A

NEW HAMPSHIRE
Overall: 1-0
Home: 1-0 (1-0 LJVW)
2-27-91 W 65-49 H

NEW MEXICO
Overall: 3-1
Home: 2-0 (2-0 LJVW)
Away: 1-1 (1-1 The Pit)

12-22-04	W	81-64	A
1-3-04	W	70-61	H
3-21-00	NIT W	72-65	H
12-28-88	Lobo L	71-76	A

NIAGARA
Overall: 1-0
Home: 1-0 (0-0 LJVW)
1-10-73 W 85-79 H

NICHOLLS STATE
Overall: 1-0
Home: 1-0 (1-0 LJVW)
11-24-14 W 75-48 H

NORTH CAROLINA
Overall: 66-160
Home: 31-63 (10-13 LJVW)
Road: 19-75 (5-22 Smith)

12-30-17	L	69-73	A
1-11-17	L	87-93	H
1-20-16	L	68-83	A
1-21-15	L	71-87	H
2-22-14	L	71-105	A
1-5-14	W	73-67	H
2-5-13	L	62-87	A
1-31-12	L	53-68	H

ALL-TIME SERIES

2-15-11	L	64-78	A
2-27-10	L	68-77	H
1-20-10	W	82-69	A
1-11-09	W	92-89	H
2-24-08	L	73-89	A
2-10-07	L	67-104	A
1-24-07	L	60-88	H
2-19-06	L	72-83	H
1-15-05	W	95-82	H
2-7-04	L	73-79	H
12-20-03	W-3ot	119-114	A
3-5-03	W	75-60	H
2-2-03	W	79-75	A
2-6-02	W	90-66	H
1-5-02	W	84-62	A
2-6-01	L	74-80	H
1-6-01	L	69-70	A
3-10-00	ACC W	58-52	N1
2-12-00	L	64-87	A
1-12-00	W	66-57	H
2-23-99	L-ot	65-68	A
1-23-99	L	40-52	H
2-24-98	L	53-72	A
1-31-98	L	73-79	H
3-8-97	ACC L	73-86	N2
2-19-97	L	60-74	A
1-4-97	W	81-57	H
2-27-96	W	84-60	H
1-27-96	L	59-65	A
3-12-95	ACC W-ot	82-80	N2
2-28-95	W	79-70	A
1-28-95	L	61-62	H
3-12-94	ACC L-ot	84-86	N1
3-2-94	W	68-61	H
1-30-94	L	61-85	A
3-3-93	L	65-83	A
1-30-93	W	88-62	H
3-13-92	ACC L	65-80	N1
2-8-92	L	78-80	A
1-16-92	L	79-90	H
2-13-91	L	70-85	A
1-23-91	L	81-91	H
2-11-90	L	67-72	H
1-22-90	L	61-73	A
2-16-89	L	76-99	A
1-25-89	L	74-88	H*
3-11-88	ACC L	62-83	N2
2-17-88	L	62-80	A
1-28-88	W	83-80	H*
2-11-87	L	85-94	A
1-22-87	L	53-79	H*
2-8-86	L	62-91	A
1-11-86	L	65-89	H*
3-8-85	ACC L-ot	61-72	N3
2-20-85	L	59-69	A
12-15-84	L	73-79	H*
1-25-84	L	63-100	A
1-14-84	L	62-70	H*
2-24-83	L	85-100	A
1-27-83	L	78-80	H*
2-17-82	L	51-69	H*
1-21-82	W	55-48	A
3-6-81	ACC L	57-58	N4
2-11-81	W	84-68	A
1-22-81	L	60-74	H
12-6-80	Big 4 W	82-71	N2
2-28-80	ACC L	62-75	N2
1-23-80	L	61-73	H
1-9-80	L	68-72	A
1-25-79	L	69-76	A
1-10-79	W	59-56	H
12-1-78	Big 4 L	55-73	N2
3-2-78	ACC W	82-77	N2
1-26-78	W	71-62	H
1-15-78	L	69-71	A

1-26-77	W	67-66	A
1-13-77	L	75-77	H
11-27-76	Big 4 W-ot	97-96	N2
1-28-76	L-ot	85-88	H
1-14-76	L	74-99	A
1-2-76	Big 4 W	95-83	N2
3-6-75	ACC L-ot	100-101	N2
1-29-75	L	91-101	A
1-15-75	L	78-80	H
3-7-74	ACC L	62-76	N2
1-30-74	L	67-77	H
1-16-74	L	78-95	A
3-8-73	ACC W-ot	54-52	N2
1-31-73	L	51-69	A
1-17-73	L	80-99	H*
2-3-72	L	59-71	H*
1-19-72	L	77-92	A
12-17-71	Big 4 L	76-99	N2
2-4-71	L	75-93	A
1-6-71	W	96-84	H
2-5-70	W	88-85	H
1-17-70	W	91-90	A
3-7-69	ACC L	72-80	N1
2-6-69	L	76-84	A
1-18-69	L	89-94	H
3-7-68	ACC L	70-83	N1
2-8-68	L	60-80	H
1-3-68	L	62-74	A
3-10-67	ACC L	79-89	N2
2-9-67	L-ot	73-75	A
1-4-67	L	74-76	H
2-3-66	L	87-115	A
1-5-66	L	83-99	H
3-4-65	ACC W	92-76	N5
2-9-65	L	91-107	A
1-6-65	W	107-85	H
2-8-64	L	73-81	A
1-9-64	W	80-71	H
3-1-63	ACC W	56-55	N5
2-9-63	W	72-71	A
1-9-63	W	78-70	H
2-10-62	W	87-80	A
1-10-62	W	91-72	H
2-11-61	L	78-93	H
1-10-61	L	74-83	A
2-11-60	W	80-69	A
1-9-60	L	59-62	H*
12-30-59	Dixie W	53-50	N5
2-12-59	L	66-75	H
1-8-59	L	34-44	A
2-13-58	L	57-60	H
1-4-58	L	45-71	A
3-8-57	ACC L	59-61	N5
2-26-57	L	64-69	H
2-13-57	L	69-72	A
12-29-56	Dixie W	55-63	N5
3-2-56	ACC W	77-56	N5
2-15-56	L	73-77	A
1-7-56	W	76-71	H
3-3-55	ACC W	95-82	N5
2-16-55	L	79-83	H
1-8-55	L	78-95	A
2-11-54	W	76-62	A
1-9-54	L	65-66	H
2-17-53	W	89-63	H
1-20-53	L	68-72	A
1-29-52	W	55-46	A
1-10-52	W	55-53	H
1-30-51	L	70-82	A
1-11-51	L	56-65	H
2-7-50	W	57-54	A
1-16-50	L	50-54	H
2-15-49	L	54-69	A
1-12-49	L	50-55	H
2-16-48	W	53-47	H

1-12-48	L	35-56	A
2-20-47	L	46-54	H
1-30-47	L	49-70	A
3-1-46	SocCon W	31-29	N5
2-2-46	L	32-61	A
1-28-46	L	47-70	H
1-22-45	L	40-65	H
1-3-45	L	29-65	A
1-30-43	L	31-32	N6
1-9-43	L	37-49	A
3-5-42	SocCon W	32-26	N5
1-27-42	W	36-20	H
1-13-42	L	30-51	A
1-28-41	L	40-43	H
1-14-41	L	45-61	A
3-1-40	SocCon L	35-43	N5
1-30-40	W	42-36	H
1-15-40	L	51-54	A
1-31-39	L	54-56	H
1-17-39	W	57-37	A
1-18-38	W	44-34	H
1-11-38	L	26-31	A
3-5-37	SocCon L	35-37	N5
1-21-37	L	30-31	H
1-7-37	W	24-23	A
2-4-36	L	23-32	A
1-7-36	L	19-26	A
2-2-35	L	21-32	H
1-8-35	L	11-31	A
2-6-34	L	24-41	H
1-16-34	L	21-41	A
1-21-33	L	26-38	H
1-14-33	L	33-36	A
2-3-32	L	24-34	A
1-22-32	L	17-32	H
2-19-31	L	25-45	N5
1-20-31	L	13-30	A
2-18-30	L	15-37	N5
1-25-30	L	18-49	A
2-11-29	L	10-34	A
1-19-29	L	19-42	N5
2-20-28	L	17-29	A
1-21-28	L	22-38	N5
2-15-27	L	26-32	N5
1-27-27	W	30-23	A
2-16-26	L	22-32	A
1-20-26	W	29-28	H
2-17-25	L	24-43	A
1-22-25	L	18-22	H
2-21-24	L	12-33	A
1-26-24	L	16-32	H
2-5-23	L	23-25	H
1-19-23	L	26-38	A
2-14-22	L	28-32	A
1-19-22	L	27-41	H
2-8-19	L	17-30	H
1-15-16	W	27-22	N5
2-11-15	W	30-25	H
1-16-15	W	26-23	N5
2-23-14	W	32-29	N5
2-13-14	W	39-30	H
2-6-14	L	24-28	A
3-4-13	L	15-19	A
2-15-13	W-ot	22-21	H
2-26-12	L	15-18	N5
2-18-11	W	38-16	H
2-3-11	L	28-31	A

N1-Cherokee, N.C.; 2-Greensboro, N.C.; 3-Atlanta, Ga.;
N4-Landover, Md.; N5-Raleigh, N.C.; 6-Durham, N.C.

UNC ASHEVILLE

Overall: 8-0
Home: 8-0 (2-0 LJVM)
 11-14-14 W 80-69 H
 11-21-05 W 79-63 H
 12-4-82 W 72-54 H
 1-24-81 W 99-68 H
 12-29-79 W 90-64 H
 12-26-78 W 91-70 H
 1-10-78 W 94-76 H
 12-18-76 W 84-73 H

UNCG

Overall: 11-0
Home: 8-0 (8-0 LJVM)
Road: 3-0 (3-0 Greensboro Coliseum)
 11-24-17 W 81-75 H
 12-9-16 W 78-75 A
 12-15-15 W 81-71 H
 12-21-13 W 59-51 H
 12-22-12 W 84-70 A
 12-15-10 W 69-67 H
 12-28-09 W 75-60 A
 12-15-99 W 71-62 H
 11-18-98 W 82-45 H
 11-26-94 W 75-55 H
 11-23-91 W 87-59 H

UNCW

Overall: 13-1
Home: 10-0 (5-0 LJVM)
Away: 3-1 (3-0 Trask)
 12-21-11 W 87-78 H
 12-12-10 L 69-81 A1
 12-16-09 W 80-69 A
 11-19-08 W 120-88 H
 11-12-01 Pre-NIT W 79-78 H
 3-12-98 NIT W 56-52 H
 12-19-89 W 61-56 H
 1-2-89 W 72-61 A
 2-3-88 W 61-58 H
 12-20-86 W 57-56 H
 2-16-85 W 91-71 H
 2-11-84 W 64-50 H
 12-21-81 W 98-72 H
 11-26-77 W 83-79 A
A1-Greensboro, N.C.

NC A&T

Overall: 4-0
Home: 3-0 (3-0 LJVM)
 12-30-04 W 98-76 H
 12-30-03 W 91-67 H
 12-28-02 W 104-64 H
 3-16-95 NCAA W 79-47 N1
N1-Baltimore, Md.

NC CENTRAL

Overall: 3-0
Home: 3-0 (3-0 LJVM)
 11-20-11 W 93-79 H
 11-14-08 W 94-48 H
 11-19-07 W 75-58 H

NC STATE

Overall: 105-143
Home: 46-31 (22-7 LJVM)
Road: 24-60 (5-14 PNC)
 2-17-18 L 84-90 H
 1-18-18 L 63-72 A
 2-11-17 W 88-58 H
 1-21-17 W 93-88 A
 3-8-16 ACC L 72-75 N1
 2-13-16 L 88-99 A
 1-10-16 W 77-74 H
 2-3-15 W 88-84 H

12-6-14	L	65-78	A
2-11-14	L	67-82	A
1-15-14	W	70-69	H
3-6-13	L	66-81	A
1-22-13	W	86-84	H
2-4-12	L	76-87	A
1-14-12	L	40-76	H
2-13-11	L	55-80	H
1-8-11	L	69-90	A
2-20-10	L	54-68	A
12-20-09	W	67-59	H
2-26-09	W	85-78	H
2-11-09	L	76-82	A
3-8-08	W	78-67	H
2-3-08	L	65-67	A
2-28-07	L	66-73	A
1-13-07	L	74-88	H
3-10-06	ACC W	82-71	N1
3-4-06	W	76-63	H
1-21-06	L	82-92	A
3-11-05	ACC L	65-81	N2
3-6-05	W	55-53	A
2-10-05	W	86-75	H
3-6-04	L	70-81	H
2-4-04	L	68-73	A
3-14-03	ACC W	69-61	N1
3-8-03	W	78-72	A
2-6-03	W	73-58	H
3-2-02	W	83-71	H
1-30-02	W	82-81	A
3-4-01	W	76-58	A
1-31-01	W-ot	74-69	H
3-28-00	NIT W-ot	62-59	N3
2-15-00	W	71-53	H
1-16-00	L	56-76	A
3-5-99	ACC L	52-66	N4
2-28-99	W	74-45	H
1-28-99	L	59-70	A
3-1-98	W	71-57	H
2-4-98	W	68-62	A
2-16-97	L-ot	59-60	H
12-7-96	W	53-45	A
3-2-96	W	72-70	A
1-31-96	W	66-62	H
3-4-95	W	83-68	H
2-1-95	W	69-61	A
3-5-94	L	63-71	A
2-2-94	W	72-60	H
3-6-93	W	80-68	H
2-4-93	W	65-54	A
3-7-92	L	74-77	A
1-29-92	W	86-73	H
3-2-91	W	89-84	A
1-19-91	W	97-76	H
3-4-90	W	93-91	A
1-18-90	L	57-61	H
3-4-89	L-4ot	103-110	H*
1-1			

ALL-TIME SERIES

1-17-81	W	60-52	H
12-5-80	Big 4 W	87-57	N1
2-23-80	L	41-44	H
2-11-80	L	40-52	A
12-1-79	Big 4 L	65-70	N1
2-24-79	L	66-90	A
2-10-79	W	60-56	H
12-2-78	Big 4 L	70-77	N1
2-25-78	W	87-81	H
2-11-78	L	77-88	A
12-2-77	Big 4 L	77-79	N1
2-26-77	L	85-91	A
2-12-77	W	84-77	H
2-28-76	W	98-96	H
2-14-76	L	85-87	A
1-3-76	Big 4 W	93-78	N1
2-15-75	L	87-89	H
1-25-75	L	80-106	A
1-3-75	Big 4 W	83-78	N1
3-2-74	L	63-72	H
2-16-74	L	96-111	A
1-5-74	Big 4 L	73-91	N1
3-3-73	L	77-100	A
2-17-73	L	59-81	H
12-15-72	Big 4 L	83-88	N1
3-4-72	L	78-86	H
2-19-72	L	76-84	A
2-20-71	W	89-85	H
1-9-71	W	83-76	A
12-19-70	Big 4 L	70-73	N1
2-21-70	L	86-104	A
1-10-70	L	72-75	H
3-6-69	ACC W	81-73	N4
2-20-69	W	52-49	H
1-11-69	W	88-79	A
12-28-68	Triangle L	67-69	N7
2-24-68	W	72-66	A
12-2-67	L	63-79	H
2-25-67	L-ot	59-64	H
12-3-66	W	87-67	A
2-26-66	L	100-121	A
12-11-65	L	75-101	H
2-27-65	L	81-87	A
12-5-64	W	86-80	H
2-29-64	W	74-55	H
12-7-63	L-ot	53-56	A
1-30-63	W	79-70	H
12-8-62	W	66-58	A
2-21-62	W	69-62	A
12-5-61	W	77-65	H
1-14-61	W	76-66	H
12-31-60	Divie L	91-99	N7
12-14-60	W	68-67	A
3-4-60	ACC W	71-66	N7
1-16-60	L	45-51	A
12-5-59	W	73-59	H
1-17-59	L	59-64	H
12-6-58	L-ot	52-56	A
3-1-58	L	70-91	A
12-27-57	Divie L	61-63	N7
12-5-57	L	51-62	H
3-7-57	ACC W	66-57	N7
3-2-57	L	71-75	A
12-28-56	Divie W	73-66	N7
12-4-56	L	63-73	H
3-3-56	ACC L	64-76	N7
2-25-56	L-ot	78-80	A
12-30-55	Divie L	58-70	N7
12-6-55	L	81-90	H
3-4-55	ACC L	70-85	N7
1-15-55	L-ot	73-75	A
12-7-54	L	81-100	H
3-4-54	ACC L-ot	80-82	N7
1-16-54	L	76-91	A
12-30-53	Divie W	86-79	N7

12-8-53	W	81-69	H
3-7-53	SocCon W	71-70	N7
1-31-53	L	80-99	A
12-9-52	W	51-50	H
2-26-52	L	51-65	A
12-6-51	L	62-65	H
2-20-51	L	56-78	A
1-16-51	L	45-64	H
12-29-50	Divie L	56-72	N7
1950	SocCon L	53-59	N7
2-11-50	L	35-73	A
2-2-50	L	50-57	H
3-3-49	SocCon L	42-64	N7
2-8-49	L	39-82	A
2-2-49	W	52-49	H
2-28-48	L	54-65	A
1-31-48	L	43-72	H
2-14-47	W	44-39	H
1-25-47	L	48-65	A
1946	W	47-27	A
1946	L	30-34	A
1945	L	38-46	A
1945	L	37-57	A
1943	L	36-52	A
1943	L	37-42	A
1942	L	38-44	A
1942	W	44-43	A
1941	L	37-40	A
1941	W	50-40	A
1940	W	61-23	A
1940	L	32-38	A
1939	W	48-42	A
1939	W	46-26	A
1938	L	41-45	A
1938	L	44-45	A
1937	W	41-33	A
1937	L	31-49	A
1936	L	24-26	A
1936	L	22-36	A
1935	L	20-39	A
1935	L	24-52	A
1934	L	19-33	A
1934	L	19-27	A
1933	L	22-25	A
1933	W	23-19	A
1932	W	27-24	A
1932	L	14-19	A
1931	W	21-20	A
1931	L	20-42	A
1930	L	10-38	A
1929	L	12-44	A
1929	L	20-27	A
1928	L	36-45	A
1928	L	39-40	A
1928	L	41-47	A
1927	W	27-25	A
1927	W	20-19	A
1926	L	18-27	A
1926	L	33-37	H
1925	L	25-26	H
1925	W	29-24	A
1924	W	25-17	H
1924	W	29-24	A
1923	W	24-22	A
1923	W	27-22	A
1922	W	25-22	A
1922	W	27-20	A
1921	L	10-20	A
1921	W	20-10	A
1920	L	18-30	H
1920	L	23-38	A
1919	L	17-26	A
1919	W	29-20	A
1919	L	17-29	A
1918	L	19-31	A

1918	L	17-20	A
1918	L	8-30	A
1917	W	30-24	A
1917	L	29-30	A
1916	W	34-23	A
1916	W	26-24	A
1914	W	28-20	A
1914	W	24-14	A
1913	W	34-20	A
1913	L	26-43	A
1912	W	30-8	A
1912	W	50-9	A
1912	W	23-13	A
1911	L	18-19	A
1911	W	33-6	A

N1-Greensboro, N.C.; N2-Washington, D.C.; N3-New York, N.Y. (MSG); N4-Charlotte, N.C.; N5-Landover, Md.; N6-Atlanta, Ga.; N7-Raleigh, N.C.

NORTHWESTERN
Overall: 0-1
Home: 0-1 (0-1 Welsh-Ryan)
 11-28-16 ACC/Big L 58-65 A

NOTRE DAME
Overall: 3-5
Home: 1-2 (1-2 LJVMM)
Road: 0-3 (0-3 Purcell)
 2-24-18 L 71-76 H
 2-7-17 L 81-88 A
 2-24-16 L 58-69 H
 1-31-16 L 62-85 A
 2-17-15 L 75-88 A
 3-12-14 ACC W 81-69 N2
 1-25-14 W 65-58 H
 3-30-00 NT W 71-61 N1
N1-New York, N.Y. (MSG); N2-Greensboro, N.C.

OHIO
Overall: 1-0
 12-29-99 Rainbow W2ot 84-78 N1
N1-Honolulu, Hawaii

OHIO STATE
Overall: 0-6
Home: 0-2 (0-0 LJVMM)
Away: 0-2 (0-0 Value City)
 12-1-69 L 92-96 H
 12-28-65 L 81-88 A
 3-23-62 NCAA L 68-84 N2
 12-9-61 L 62-84 H
 12-1-59 L 69-77 A
 3-17-39 NCAA L 52-64 N1
N1-Philadelphia, Pa.; N2-Louisville, Ky.

OKLAHOMA STATE
Overall: 1-1
 11-29-95 Great 8 W 69-53 N2
 3-24-95 NCAA L 66-71 N1
N1-East Rutherford, N.J.; N2-Auburn Hills, Mich.

OLD DOMINION
Overall: 3-0
Home: 1-0 (0-0 LJVMM)
Away: 1-0 (0-0 Constant)
 2-3-90 W 60-58 A
 2-18-89 W 88-83 H
 3-11-82 NCAA W 74-57 N1
N1-Charlotte, N.C.

ORAL ROBERTS
Overall: 1-0
Home: 1-0 (1-0 LJVMM)
 11-13-09 W 76-56 H

OREGON
Overall: 0-3
 3-16-02 NCAA L 87-92 N3
 12-28-99 Rainbow L 66-67 N2
 12-22-67 Vandy L 58-76 N1
N1-Nashville, Tenn.; N2-Honolulu, Hawaii; N3-Sacramento, Calif.

OREGON STATE
Overall: 1-0
Home: 1-0 (0-0 LJVMM)
 11-28-77 W 94-74 H

PENN
Overall: 3-1
Home: 2-0 (0-0 LJVMM)
Away: 0-1 (0-1 Palestra)
 12-4-79 W 88-58 H
 12-20-78 L 66-88 A
 12-11-73 W 69-61 H
 12-29-52 Divie W 65-61 N1
N1-Raleigh, N.C.

PENN STATE
Overall: 1-1
 12-30-89 Fiesta Bowl L 63-67 N2
 12-10-60 W 84-78 N1
N1-Charlotte, N.C.; N2-Tucson, Ariz.

PEPPERDINE
Overall: 1-0
 3-14-02 NCAA W 83-74 N1
N1-Sacramento, Calif.

PITT
Overall: 3-3
Home: 2-0 (2-0 LJVMM)
Road: 1-2 (1-2 Petersen)
 2-21-18 W 63-57 A
 2-22-17 W 63-59 H
 2-16-16 L-2ot 96-101 A
 3-1-15 W 69-66 H
 3-13-14 ACC L 55-84 N1
 1-11-14 L 65-80 A
N1-Greensboro, N.C.

PRESBYTERIAN
Overall: 3-1
Home: 2-1 (2-1 LJVMM)
 11-15-13 W 69-48 H
 12-21-10 L 64-66 H
 1-2-08 W 70-58 H
 1928 W 36-29

PRINCETON
Overall: 3-1
Home: 2-0 (2-0 LJVMM)
 12-31-14 W 80-66 H
 12-17-05 W 61-42 H
 12-19-97 Jimmy V L 64-69 N2
 12-20-63 UK Inv W 86-67 N1
N1-Lexington, Ky.; N2-East Rutherford, N.J.

PROVIDENCE
Overall: 1-0
 11-24-04 Pre-NIT W 79-67 N1
N1-New York, N.Y. (MSG)

PURDUE
Overall: 2-4
Home: 1-0 (0-0 LJVMM)
Away: 0-2 (0-1 Mackey)
 12-1-09 ACC/Big L 58-69 A
 12-28-89 Fiesta Bowl L 52-66 N3
 12-29-87 Palm Beach L 73-81 N2
 12-29-81 Sugar Bowl W 76-68 N1
 12-21-64 L 83-86 A
 12-9-63 W 77-72 H
N1-New Orleans, La.; N2-West Palm Beach, Fla.; N3-Tucson, Ariz.

QUINNIPIAC
Overall: 1-0
 11-18-17 Paradise W 72-55 N1
N1-Lynchburg, Va.

RADFORD
Overall: 6-0
Home: 6-0 (6-0 LJVMM)
 12-15-16 W 80-59 H
 11-9-12 W 79-67 H
 12-30-08 W 83-61 H
 12-18-00 W 92-52 H
 12-22-97 W 85-53 H
 12-1-92 W 81-62 H

RHODE ISLAND
Overall: 5-2
Home: 3-0 (1-0 LJVMM)
Away: 1-1 (0-0 Ryan)
 2-5-94 W 72-59 A2
 12-15-92 W 69-65 H
 1-27-79 Wot 69-67 H*
 2-13-78 L 77-89 A2
 12-30-75 W 89-77 H
 12-28-50 W 57-53 N1
 12-29-49 L 57-61 N1
N1-Raleigh, N.C.; A2-Providence, R.I.

RICE
Overall: 2-0
Home: 1-0 (0-0 LJVMM)
Away: 1-0 (1-0 Tudor)
 11-30-73 W 75-70 A
 12-4-71 W 100-62 H

RICHMOND
Overall: 41-13
Home: 19-4 (11-2 LJVMM)
Road: 18-9 (11-5 Robins)
 12-3-16 W 75-67 A
 11-18-15 L 82-91 H
 12-28-14 W 65-63 A
 12-7-13 Wot 76-66 H
 12-1-12 L 60-62 A
 12-3-11 L 62-70 H
 12-29-10 L 74-90 A
 12-31-09 W-ot 74-68 H
 12-19-08 W 86-79 A
 12-22-06 W 72-59 H
 12-22-05 W 47-40 A
 12-4-04 W 90-73 H
 12-6-03 W 81-66 H
 1-4-03 W 68-62 A
 1-2-02 W 67-52 H
 11-20-00 W 69-61 A
 11-29-97 W 71-67 H
 11-29-96 W 80-55 A
 1-15-96 W 71-60 H
 12-8-94 W 53-49 A
 12-4-93 W 71-65 H
 12-19-92 W 88-74 H
 12-21-91 W 74-60 A
 12-22-90 W 82-56 H
 1-15-90 L 49-51 A
 11-28-88 L 61-74 H
 1-28-87 W-ot 64-61 H
 11-30-85 L 43-66 A
 1-4-84 W 82-57 H
 12-1-82 W 60-54 H
 11-28-81 L 61-64 A
 12-19-79 W 92-75 H
 12-22-78 W2ot 93-89 A
 12-10-77 W 103-73 H
 1-1-77 W 84-73 A
 11-29-75 W 94-90 H
 2-13-56 W 73-68 A

ALL-TIME SERIES

2-6-56	W	81-73	N2
1-29-55	W	75-72	A
3-5-53	^{SocCon} W	85-70	N1
2-3-50	W	67-54	A
1-10-49	W	63-51	H
2-4-48	W	48-47	A
2-27-47	L	54-63	H
1-9-46	W	39-32	A
2-29-40	^{SocCon} W	40-34	N1
2-1-38	L	31-39	A
1-10-38	W	39-33	H
3-4-37	^{SocCon} W	33-24	N1
2-4-29	L	32-47	A
2-22-27	W	38-33	A
1-9-26	L	23-39	A
1-14-24	L	23-31	A
2-14-21	W	32-22	A

NI-Raleigh, N.C.; N2-Portsmouth, Va.

RIDER

Overall: 2-2
Home: 2-0 (0-0 LJVM)
 1-23-85 W 81-59 H
 1-23-82 W 92-56 H
 1941 L 35-39
 1931 L 11-48

ROBERT MORRIS

Overall: 1-0
Home: 1-0 (0-0 LJVM)
 12-22-82 W 100-69 H

RUTGERS

Overall: 1-0
Away: 1-0 (1-0 RAC)
 11-30-15 ^{ACC/Big} W 69-68 A

ST. BONAVENTURE

Overall: 2-0
Home: 1-0 (1-0 LJVM)
 12-17-13 W 77-62 H
 3-17-61 ^{NCAA} W 78-73 N1
NI-Charlotte, N.C.

ST. FRANCIS (Pa.)

Overall: 5-0
Home: 3-0 (1-0 LJVM)
Away: 2-0 (1-0 DeGol)
 12-19-01 W 89-60 H
 1-31-76 W 97-69 A
 2-20-74 W 93-69 H
 1-12-62 W 71-66 A
 2-25-60 W 94-60 H

ST. JOHN'S

Overall: 2-2
Home: 1-0 (1-0 LJVM)
Road: 0-2 (0-2 MSG)
 12-21-02 W 84-72 H
 12-22-01 L 62-70 A1
 12-29-82 ^{Holiday} L 65-72 A1
 3-14-61 ^{NCAA} W 97-74 N1
T-New York, N.Y. (MSG)

SAINT JOSEPH'S

Overall: 5-12
Home: 1-3 (0-0 LJVM)
Away: 1-7 (1-6 Hagan)
 3-25-04 ^{NCAA} L 80-84 N5
 12-28-82 ^{Holiday} W 88-65 N4
 12-26-75 ^{Gator Bowl} W 107-83 N3
 2-22-69 W 87-77 H
 2-28-68 L 69-85 A
 2-19-67 L 66-79 H
 1-12-66 L 72-97 A
 2-6-65 L 91-117 H

1-18-64	L	64-73	A
3-16-62	W ^{ot}	96-85	N2
1-13-62	L	63-65	A
3-18-61	^{NCAA} L	86-96	N1
1-31-61	L	70-72	H
2-14-59	L	67-76	A
1-2-53	W	71-53	A
2-2-52	L	71-78	A
12-10-38	L	49-54	A

NI-Charlotte, N.C.; N2-College Park, Md.; N3-Jacksonville, Fla.; N4-New York, N.Y. (MSG); N5-East Rutherford, N.J.

SAINT LOUIS

Overall: 1-0
 3-18-95 ^{NCAA} W 64-59 N1
NI-Baltimore, Md.

SAINT MARY'S

Overall: 1-0
 3-14-97 ^{NCAA} W 68-46 N1
NI-Tucson, Ariz.

SAMFORD

Overall: 2-0
Home: 2-0 (2-0 LJVM)
 12-14-14 W 86-68 H
 1-6-92 W 74-45 H

SANTA CLARA

Overall: 1-1
Away: 1-1 (1-1 Leavey)
 12-29-86 ^{Cable Car} L 55-60 A
 12-19-80 ^{Cable Car} W 75-68 A

SEATTLE

Overall: 1-0
Away: 1-0 (0-0 KeyArena)
 12-21-77 W 85-67 A

SETON HALL

Overall: 2-5
Home: 0-1 (0-1 LJVM)
Away: 0-1 (0-1 Prudential)
 12-8-12 L 67-71 H
 12-10-11 L 54-68 A
 12-5-89 ^{ACC/BE} L^{ot} 74-76 N3
 12-23-67 ^{Vandy} L 70-71 N2
 1-10-57 W 64-55 N1
 1-11-55 W 71-63 N1
 1-5-54 L 78-89 N1
NI-New York, N.Y. (MSG); N2-Nashville, Tenn.; N3-Greensboro, N.C.

SIENA

Overall: 1-1
Home: 1-1 (0-0 LJVM)
 11-30-87 L 67-72 H
 1-3-83 W 70-55 H

SOUTH CAROLINA

Overall: 49-22
Home: 24-6 (0-0 LJVM)
Away: 21-14 (0-0 Colonial Life)
 3-24-83 ^{NT} W 78-61 N4
 3-6-71 L 73-88 H
 2-3-71 L 62-73 H
 3-6-70 ^{ACC} L 63-79 N3
 2-23-70 L 51-67 H
 2-9-70 L 54-81 A
 2-3-69 L 62-73 A
 12-4-68 L 63-68 H
 2-3-68 L 76-80 H
 1-10-68 L 73-88 A
 2-13-67 L 66-83 A
 2-4-67 L 60-77 H
 2-12-66 W 65-63 A
 2-5-66 W 93-62 H

2-3-65	L	70-77	A
12-8-64	W	73-54	H
2-22-64	W	76-59	A
2-4-64	W	92-79	H
2-23-63	W	81-74	H
2-1-63	W	54-45	A
3-2-62	^{ACC} W	88-75	N2
2-24-62	W	97-85	H
2-2-62	W	78-74	A
2-25-61	W	109-83	H
2-2-61	W	93-73	A

2-13-60	W	104-94	H
1-13-60	W	74-53	A
2-24-59	W	60-53	A
1-14-59	W	88-58	H
2-22-58	W	72-59	A
1-9-58	W	87-63	H
2-7-57	L	49-55	A
1-12-57	W	75-71	H

3-1-56	^{ACC} W	79-64	N2
2-10-56	W	96-77	H
1-27-56	W	89-75	A
2-25-55	W	84-75	A
2-11-55	W	90-81	H
3-2-54	^{ACC} W ^{ot}	58-57	N2
2-22-54	W	103-70	H
2-5-54	W	77-62	A

2-23-53	W	88-62	H
1-12-53	W	68-50	A
2-25-52	W	73-58	H
2-18-52	W	67-58	A
12-17-51	L	64-84	N1
2-16-51	L	64-66	A
2-6-51	W	70-56	H
2-17-50	L	43-49	A
1-6-50	W	57-52	H

1-14-49	L	45-66	A
2-20-48	W	52-46	A
1-5-48	L	60-65	H
2-21-47	W	52-42	H
1-7-47	L	41-55	A
2-19-46	W	54-44	A
2-19-43	L	35-39	A
1-11-43	L	24-43	A

2-27-42	W	54-44	H
2-12-42	W	40-38	A
2-21-41	W	58-43	H
2-17-41	W	36-35	A
2-23-40	W	48-35	H
1-9-40	W	57-38	A
2-4-39	W	60-24	H
1-5-39	W	54-47	A
2-17-38	W	42-35	A
2-7-38	W	59-31	H

1-12-34	L	23-40	A
2-20-15	W	66-11	A
1-13-14	W	54-8	H

NI-Asheville, N.C.; N2-Raleigh, N.C.; N3-Charlotte, N.C.; N4-Greensboro, N.C.

USC UPSTATE

Overall: 1-0
Home: 1-0 (1-0 LJVM)
 12-1-07 W 72-48 H

SOUTH CAROLINA STATE

Overall: 3-0
Home: 3-0 (3-0 LJVM)
 12-18-02 W 100-57 H
 12-7-01 W 115-75 H
 12-2-00 W 66-55 H

SOUTH FLORIDA

Overall: 2-2
Home: 2-0 (1-0 LJVM)
Away: 0-2 (0-1 Sun Dome)
 12-19-07 W 74-61 H
 12-29-06 L 67-75 A1
 3-14-85 ^{NT} L 66-77 A
 1-22-72 ^W 95-68 H
NI-St. Pete Times Forum

SOUTHERN CAL

Overall: 2-0
 11-29-13 ^{Atlanta} W 77-63 N2
 12-29-54 ^{Olivie} W 93-85 N1
NI-Raleigh, N.C.; N2-Paradise Island, Bahamas

SOUTHERN ILLINOIS

Overall: 1-0
 3-17-77 ^{NCAA} W 86-81 N1
NI-Oklahoma City, Okla.

SMU

Overall: 2-0
Home: 1-0 (1-0 LJVM)
Away: 1-0 (1-0 Moody)
 12-15-03 W 78-66 A
 12-15-02 W 73-49 H

STANFORD

Overall: 0-1
 3-16-97 ^{NCAA} L 66-72 N1
NI-Tucson, Ariz.

STETSON

Overall: 3-1
Home: 2-1 (0-1 LJVM)
Away: 1-0 (1-0 Edmunds)
 11-12-10 L 79-89 H
 1-11-89 W 84-73 A
 3-1-86 W 69-61 H
 1-30-17 W 25-15 H

SYRACUSE

Overall: 1-7
Home: 1-2 (1-2 LJVM)
Road: 0-3 (0-3 Carrier Dome)
 3-6-18 ^{ACC} L 64-73 N2
 2-11-18 L 70-78 A
 1-3-18 W 73-67 H
 1-24-17 L 76-81 A
 1-16-16 L 55-83 H
 1-13-15 L^{ot} 83-86 A
 1-29-14 L 57-67 H
 11-23-01 ^{Pre-NT} L 67-74 N1
NI-New York, N.Y. (MSG); N2-Brooklyn, N.Y.

TEMPLE

Overall: 11-10
Home: 5-4 (3-0 LJVM)
Away: 6-5 (2-0 Liacouras)
 12-13-04 W 67-64 A
 12-21-02 W 83-76 H
 12-21-00 W 73-65 A
 12-4-99 W 77-72 H
 11-11-98 ^{CvsC} L 48-59 N1
 2-7-93 W 106-69 A
 3-1-92 W 83-75 H
 12-21-85 L^{ot} 59-64 A
 12-22-84 L 61-71 H
 12-15-79 L 69-74 A
 12-9-78 L 79-86 H*
 2-5-72 W 57-51 H
 12-5-70 W 71-55 A
 12-7-68 W 87-86 A
 1-13-68 L 73-84 H
 12-21-66 L 58-84 A
 2-20-65 W 89-80 H

2-19-58	L	49-61	H
1-4-57	W	67-59	A
2-5-49	L	47-57	A
2-5-31	L	26-50	A

NI-New York, N.Y. (MSG)

TENNESSEE

Overall: 2-9
Home: 1-2 (0-1 LJVM)
Away: 0-7 (0-0 Thompson-Boiling)
 12-23-17 L 60-79 H
 11-30-13 ^{Atlanta} L 63-82 N2
 12-8-70 L 59-70 H
 12-20-67 L 63-81 A
 1-18-60 W 84-57 H
 12-9-58 L 50-61 A
 12-4-51 L 53-77 A
 1-3-51 L 77-85 A
 1-9-50 W 69-62 N1
 1-3-49 L 51-55 A
 12-31-47 L 47-60 A
NI-Asheville, N.C.; N2-Paradise Island, Bahamas

TEXAS

Overall: 4-1
Home: 1-0 (1-0 LJVM)
Away: 0-1 (0-1 Erwin)
 3-18-10 ^{NCAA} W^{ot} 81-80 N3
 12-18-04 W 89-88 H
 1-13-04 L 81-94 A
 3-17-96 ^{NCAA} W 65-62 N2
 12-18-54 ^{Bim Classic} W 95-71 N1
NI-Birmingham, Ala.; N2-Milwaukee, Wis.; N3-New Orleans, La.

TEXAS A&M

Overall: 1-0
Home: 1-0 (0-0 LJVM)
 12-11-57 W 68-46 H

TEXAS TECH

Overall: 2-0
 11-27-11 ^{Old Spice} W 70-61 N2
 11-18-05 ^{ZK Sports} W^{ot} 78-73 N1
NI-New York, N.Y. (MSG); N2-Lake Buena Vista, Fla.

TOLEDO

Overall: 0-1
Away: 0-1 (0-0 Savage)
 1-29-60 L 63-70 A

TULANE

Overall: 6-0
Home: 2-0 (2-0 LJVM)
Away: 2-0 (2-0 Devlin)
 11-17-14 W 71-49 A
 12-4-13 W 72-57 H
 2-3-92 W 69-66 H
 12-1-90 W 81-79 A
 12-28-72 ^{Palmetto} W 95-66 N2
 12-28-53 ^{Dieke} W 72-65 N1
NI-Raleigh, N.C.; N2-Charleston, S.C.

UCLA

Overall: 2-0
 11-25-15 ^{Mau} W 80-77 N1
 3-24-62 ^{NCAA FF} W 82-80 N2
NI-Lahaina, Hawaii; N2-Louisville, Ky.

UTAH

Overall: 2-2
Home: 1-1 (1-1 LJVM)
Away: 1-1 (1-1 Huntsman)
 12-28-98 L 45-63 A
 12-6-97 L 53062 H
 12-31-96 W 70-59 A
 12-21-95 W 60-56 H

ALL-TIME SERIES

UTEP

Overall: 2-1
Away: 0-1 (0-1 Haskins)
 11-17-16^{Char} W 103-81 N2
 11-28-08^{76 Classic} W 82-79 N1
 12-28-84^{Sun Bowl} L 75-90 A
N1-Anaheim, Calif.; N2-Charleston, S.C.

VANDERBILT

Overall: 4-6
Home: 2-2 (2-1 LJVJM)
Road: 2-3 (2-3 Memorial Gym)
 11-24-15^{Mau} L 64-86 N1
 12-5-07 L 80-83 A
 11-21-06 W 88-78 H
 3-14-00^{NIT} W 83-68 A
 3-17-98^{NIT} L 68-72 H
 1-29-95 W 63-51 H
 12-8-93 L-2ot 83-91 A
 3-21-83^{NIT} W 75-68 A
 12-10-66 L 82-88 H
 12-13-65 L 82-102 A
N1-Lahaina, Hawaii;

VERMONT

Overall: 1-0
Away: 1-0 (1-0 LJVJM)
 12-5-92 W 95-76 H

VILLANOVA

Overall: 2-8
Home: 1-2 (0-0 LJVJM)
Away: 0-2 (0-0 Pavilion)
 11-18-16^{Char} L 77-96 N5
 12-30-99^{Rainbow} L 57-70 N4
 12-6-90^{ACC/BE} L 82-91 N3
 12-19-87^{Jostan} L 70-83 N2
 3-17-62^{NCAA} W 79-69 N1
 2-18-61 L 56-60 H*
 2-22-60 W 89-70 H
 2-4-41 L 33-50 A
 2-7-31 L 23-30 A
 12-17-30 L 10-26 H
N1-College Park, Md.; N2-Philadelphia, Pa. (Palestra); N3-Chapel Hill, N.C.; N4-Honolulu, Hawaii; N5-Charleston, S.C.

VIRGINIA

Overall: 70-66
Home: 42-19 (18-6 LJVJM)
Road: 22-40 (2-5 John Paul Jones)
 1-21-18 L 49-59 H
 1-8-17 L 62-79 A
 1-26-16 L 71-72 H
 2-25-15 L 34-70 H
 2-14-15 L 60-61 A
 1-8-14 L 51-74 A
 1-9-13 W 55-52 H
 2-8-12 L 44-68 A
 1-29-11 W 76-61 H
 2-6-10 W-ot 64-61 A
 1-23-10 W 69-57 H
 2-28-09 W 70-60 A
 2-9-08 W 80-64 H
 3-3-07 W 78-72 H
 1-21-07 L 76-88 A
 2-4-06 L 73-75 A
 2-27-05 W 90-68 H
 1-2-05 W 89-70 A
 3-2-04 L 82-84 A
 1-31-04 W 91-78 H
 2-23-03 W 75-71 H
 1-23-03 L 75-85 A
 2-17-02 W 92-70 H
 1-15-02 L 74-86 A
 2-3-01 L 71-82 A
 1-2-01 W 96-73 H
 3-2-00 W 80-75 A

1-30-00	L	67-76	H
2-3-99	L	54-64	A
1-2-99	W	69-53	H
1-27-98	W	62-55	H
1-4-98	L-ot	64-73	A4
2-22-97	W	66-60	A
1-15-97	W	58-54	H
3-8-96 ^{ACC}	W	70-60	N2
2-24-96	L	49-67	A
1-24-96	W	81-64	H
3-11-95 ^{ACC}	W	77-68	N2
2-26-95	W	66-63	H
1-25-95	W	71-70	A
2-26-94	W	63-45	A
1-26-94	L	59-61	H
3-12-93 ^{ACC}	L	57-61	N3
2-27-93	W	58-56	H
1-27-93	W	75-73	A
2-15-92	W	69-60	H
1-8-92	L	53-58	A
3-8-91 ^{ACC}	L	66-70	N3
2-10-91	W	74-66	H
2-2-91	L	80-83	A
3-1-90	W	51-50	A
1-28-90	L-ot	70-71	H
3-1-89	L	72-81	H*
1-28-89	L	69-88	A
3-2-88	L-2ot	67-69	H
1-30-88	L	64-69	A
2-25-87	L	45-59	H*
1-24-87	L	63-78	A
2-6-86	L	53-69	H*
1-22-86	L	47-54	A
2-27-85	W	68-65	H
1-26-85	L	56-58	A
3-9-84 ^{ACC}	W	63-51	N2
2-29-84	L	61-65	A
1-28-84	W	84-76	H*
3-2-83	L	74-107	H*
2-3-83	L	75-89	A
3-6-82 ^{ACC}	L-ot	49-51	N2
2-24-82	L	66-84	A
1-27-82	L	66-69	H*
2-25-81	W-ot	73-66	H
1-28-81	L	73-83	A
2-2-80	W	79-77	H
1-2-80	L	59-64	A
2-3-79	L	76-83	A
1-3-79	L	75-88	H
3-1-78 ^{ACC}	W	72-61	N2
2-4-78	W	74-62	H
1-4-78	L	60-67	A
3-3-77 ^{ACC}	L	57-59	N2
2-5-77	W	80-72	A
1-5-77	W	67-63	H
2-7-76	W	82-78	H
1-7-76	L	58-63	A
2-8-75	L	58-71	A
1-8-75	W	83-66	H
2-9-74	L-ot	83-86	H
1-8-74	L	84-91	A
2-10-73	L	73-104	A
12-8-72	L	62-75	H
3-9-72 ^{ACC}	L	65-74	N2
2-12-72	L	67-74	A
1-3-72	L	64-74	H
3-11-71 ^{ACC}	L	84-85	N2
2-13-71	W	95-71	H
1-13-71	L	81-86	A
1-15-70	W	90-79	H
1-2-70	W	65-58	N2
3-1-69	W	87-84	A
1-4-69	W	90-66	H*
2-19-68	L	87-100	A
1-8-68	W	97-90	H

2-16-67	L	67-81	A
1-7-67	W	84-77	H
1-10-66	W	99-87	H
12-6-65	L	94-97	A
2-22-65	W-ot	74-72	A
12-17-64	W	88-75	H
3-5-64 ^{ACC}	W	79-60	N1
2-15-64	W-ot	66-58	A
1-13-64	W	70-52	H
1-14-63	W	82-62	H
12-18-62	W	78-73	A
3-1-62 ^{ACC}	W	81-58	N1
2-12-62	W	116-67	H
12-15-61	W	84-65	A
1-7-61	W	88-61	H
12-16-60	W	88-82	A
2-17-60	W	106-66	H
12-17-59	W	67-64	A
2-21-59	L-2ot	78-81	H
12-18-58	W	83-76	A
1-11-58	W	81-72	H
12-14-57	L	61-66	A
1-31-57	W	73-58	H
12-11-56	W-ot	60-55	A
2-2-56	W	84-67	H
12-12-55	W	82-69	A
2-2-55	W	96-90	H
12-11-54	W	100-90	A
2-16-21	L	13-35	A
2-26-19	L	32-40	H
2-22-19	L-ot	29-32	A
2-20-17	L	13-38	A
2-17-14	L	16-80	A
2-22-11	L	12-22	H

N1-Raleigh, N.C.; N2-Greensboro, N.C.; N3-Charlotte, N.C.; A4-Richmond, Va.

VCU

Overall: 2-1
Home: 1-1 (1-1 LJVJM)
 11-16-10^{Pre-NIT} L 69-90 H
 11-19-04^{Pre-NIT} W 81-67 H
 3-18-04^{NCAA} W 79-78 N1
N1-Raleigh, N.C.

VMI

Overall: 18-4
Home: 9-0 (4-0 LJVJM)
Away: 7-0 (1-0 Cameron)
 11-30-98 W 75-61 A
 11-15-97 W 88-70 H
 11-24-96 W 92-63 H
 1-5-94 W 72-44 H
 12-18-91 W 74-43 H
 1-3-73 W 71-57 H
 1-6-68 W 92-60 H
 1-14-67 W 71-70 A
 12-14-51 W 75-56 H
 1951 W 68-60 A
 1950 W 74-57 H
 1947 W 54-44 A
 1942 W 64-34 A
 1942 W 44-34 A
 1941 L 42-43 H
 1940 W 46-34 A
 1939 W 41-20 A
 1925 L 14-17 H
 1924 W 18-14 H
 1916 W 40-16 H
 1914 L 25-26 A
 1912 L 14-23 H

VIRGINIA TECH

Overall: 31-34
Home: 17-9 (5-5 LJVJM)
Road: 11-22 (8-14 Cassell)
 1-10-18 L 75-83 H
 3-8-17^{ACC} L 90-99 N6
 3-4-17 W 89-84 A
 2-28-16 L 74-81 H
 1-13-16 L 91-93 A
 3-10-15^{ACC} L 80-81 N3
 1-31-15 W 73-70 H
 1-22-14 W 83-77 A
 3-10-13 W 90-79 H
 1-19-13 L 65-66 A
 1-7-12 W 58-55 H
 2-22-11 L 62-76 H
 1-15-11 L 65-94 A
 2-16-10 L 83-87 A
 1-21-09 L 71-78 H
 3-4-08 L 58-80 A
 12-23-07 W 77-75 H
 3-9-07^{ACC} L 52-71 N5
 12-17-06 L 60-63 A
 1-28-06 L 70-76 H
 2-5-05 W 83-63 A
 12-12-98 W 52-47 A
 1-28-97 W 61-44 H
 12-22-86 W# 68-76 N4
 12-2-83 W-ot 88-80 N3
 2-18-78 W 88-74 A
 2-19-77 L-ot 97-98 H
 2-21-76 L 95-102 A
 2-1-75 W 90-72 H
 2-2-74 W 64-58 A
 2-3-73 L 67-71 H
 1-15-72 L 60-70 A
 1-2-71 W 92-81 H
 2-14-70 L 78-94 A
 2-8-69 W 79-71 H
 12-6-67 L 67-71 A
 1-9-67 L 70-82 A
 12-6-66 Wot 78-75 H
 2-19-66 L 84-90 H
 2-10-66 L 85-110 A
 1-9-65 Wot 86-85 A
 12-14-64 W 75-74 H
 2-12-64 W 85-82 H
 1-11-64 L 72-77 A
 2-12-63 W 64-61 A
 1-12-63 W 76-63 H
 2-8-62 L 81-87 A
 1-28-61 W 100-84 H
 12-1-53 W 82-55 H2
 1-12-32 L 26-27 A
 1-22-31 W 39-17 H
 1-24-25 W 47-32 A
 1-21-24 W 37-10 A
 2-19-21 L 19-29 A
 2-18-19 W 14-13 A
 2-17-19 L 18-31 A
 2-18-18 L 16-46 A
 2-22-17 L 12-31 A
 2-15-17 W 26-24 H
 2-16-16 L 28-30 A
 2-19-14 L 24-29 A
 3-1-13 W 39-16 N1
 2-28-13 W 21-12 H
 2-17-12 L 19-21 H
 2-7-12 L 15-45 A

*N1-Raleigh, N.C.; HZ-Reynolds H.S.; N3-Greensboro, N.C.; N4-Roanoke, Va.; N5-Tampa, Fla.; N6-Brooklyn, N.Y.
 # - Won by Forfeit*

WASHINGTON

Overall: 3-0
Home: 1-0 (0-0 LJVJM)
Away: 1-0 (1-0 Edmondson)
 12-23-77 W 77-70 A
 12-3-76 W 92-75 H
 12-27-68^{Triangle} W 81-70 N1
N1-Raleigh, N.C.

WASHINGTON STATE

Overall: 0-2
 12-27-85^{Rainbow} L 71-74 N2
 12-27-74^{Far West} L 61-67 N1
N1-Portland, Ore.; N2-Honolulu, Hawaii

WEST VIRGINIA

Overall: 4-6
Home: 2-1 (0-0 LJVJM)
Away: 2-3 (1-0 WVU Coliseum)
 3-19-05^{NCAA} L-2ot 105-111 N5
 12-3-75 W 93-80 H
 12-4-73 W 86-74 A
 1-31-62 L 99-101 A4
 12-9-60 L 73-80 N3
 12-28-54^{Dieck} W 96-94 N2
 12-17-54^{Benn Classic} L 82-86 N1
 1-14-52 L 57-89 A
 12-18-50 L 63-69 A
 12-14-48 W 49-62 A
N1-Birmingham, Ala.; N2-Raleigh, N.C.; N3-Charlotte, N.C.; A4-Charleston, W.Va.; N5-Cleveland, Ohio

WILLIAM & MARY

Overall: 34-12
Home: 14-2 (3-1 LJVJM)
Away: 11-5 (4-2 W&M Hall)
 11-23-12 W 63-57 H
 11-28-09 L 68-78 H
 11-24-98 W 75-57 H
 2-4-91 W 93-74 A
 2-13-90 W 77-52 H
 1-2-85 W 64-47 H
 1-11-84 W 80-53 H
 1-17-83 L 63-80 A
 12-8-76 W-ot 90-84 A
 12-9-75 W 82-69 H
 12-21-74 L 58-59 A
 12-6-73 W 78-58 H
 1-25-73 W 93-79 H
 12-6-72 W 86-71 A
 12-8-71 W 75-60 A
 12-14-70 W 93-70 H
 12-17-68 W 95-58 N4
 12-18-67 W 108-79 H
 2-20-54 W-ot 57-56 A
 1-9-53 W 78-76 N3
 1-7-52 L 75-97 A
 1-13-51 W 72-50 H
 12-9-50 L 49-71 A
 1950 W 72-50 A
 1950 L 34-48 H
 1949 L 47-52 A
 1948^{SoCon} L 56-61 N2
 1948 W 61-52 A
 1947 W 40-33 A
 1946^{SoCon} W 42-41 N1
 1946 W 59-51 H
 1946 W 36-34 A
 1941^{SoCon} L 34-52 N1
 1939 W 46-42 A
 1939 W 58-35 H
 1937 W 63-25 A
 1937 W 44-28 H
 1936 L 30-41 A
 1928 L 28-42 H
 1928 L 24-48 H

ALL-TIME SERIES

1926	W	39-39
1925	W	36-24
1924	W	30-27
1924	W	30-28
1923	W	38-33
1912	W	34-4

N1-Raleigh, N.C.; N2-Durham, N.C.; N3-Norfolk, Va.; N4-Fort Eustis, Va.

WINTHROP

Overall: 6-1
Home: 4-1 (3-1 LJVM)
Away: 2-0 (2-0 Winthrop Coliseum)

11-22-10	^{Pre-NIT} L	74-83	H
2-4-95	W	68-54	A
12-1-93	W	75-59	H
1-7-93	W	99-65	H
1-31-91	W	71-48	H
1-13-88	W	60-56	H
2-5-87	W	71-59	A

WISCONSIN

Overall: 3-0
Home: 2-0 (2-0 LJVM)
Away: 1-0 (1-0 Kohl)

11-29-05	^{ACC/BIG} W	91-88	H
12-4-02	^{ACC/BIG} W	90-80	A
11-30-99	^{ACC/BIG} W	67-48	H

WOFFORD

Overall: 5-2
Home: 1-1 (1-1 LJVM)

1-2-12	L	52-56	H
1-29-97	W	68-51	H
1936	W	25-21	
1936	W	25-19	
1928	W	64-28	
1922	W	40-16	
1906	L	15-18	

WRIGHT STATE

Overall: 1-0
Home: 1-0 (1-0 LJVM)

12-14-08	W	66-52	H
----------	---	-------	---

WYOMING

Overall: 2-0

12-3-88	W	82-77	N2
12-30-60	^{Divie} W	87-66	N1

N1-Raleigh, N.C.; N2-Denver, Colo.

XAVIER

Overall: 2-5
Home: 2-1 (2-1 LJVM)
Road: 0-4 (0-3 Cintas)

12-17-16	^{Prosser} L	65-69	A
12-22-15	^{Prosser} L	70-78	H
12-28-13	^{Prosser} L	53-68	A
1-2-13	^{Prosser} W	66-59	H
12-18-10	^{Prosser} L	75-83	A
1-3-10	^{Prosser} W-2ot	96-92	H
3-15-99	^{NIT} L	76-87	A

YALE

Overall: 6-1
Home: 3-1 (3-0 LJVM)
Away: 1-0 (0-0 Whitney)

12-29-11	W	72-71	H
11-22-04	W	99-72	H
11-29-03	W	86-61	A4
11-27-02	W	73-61	H
12-21-71	L	75-85	H
3-12-62	^{NCAA} W-ot	92-82	N2
12-31-58	^{Divie} W	85-76	N1

N1-Raleigh, N.C.; N2-Philadelphia, Pa.; A3-Bridgeport, Conn.

NON DIVISION-I SCHOOLS

ALASKA ANCHORAGE

Overall: 0-1
Away: 0-1 (0-1 Sullivan)

11-25-93	^{Great Alaska} L	68-70	A
----------	---------------------------	-------	---

BALDWIN-WALLACE

Overall: 1-0
Home: 1-0 (0-0 LJVM)

12-12-68	W	110-83	H
----------	---	--------	---

BALTIMORE

Overall: 0-2

1940	L	46-48	
1936	L	35-36	

BARTON (ATLANTIC CHRISTIAN)

Overall: 6-1

1948	W	61-30	
1948	W	71-44	
1945	W	47-25	
1930	L	26-30	
1927	W	37-14	
1918	W	47-13	
1915	W	76-6	

CARSON-NEWMAN

Overall: 1-0

1915	W	66-7	
------	---	------	--

CATAWBA

Overall: 5-2

1946	W	59-27	
1945	W	41-38	
1945	L	33-39	
1934	W	58-26	
1933	L	29-30	
1933	W	41-15	
1930	W	28-10	

CATHOLIC

Overall: 0-1

1933	L	27-38	
------	---	-------	--

EASTERN COLLEGE

Overall: 2-0

1918	W	54-10	
1917	W	33-6	

EMORY & HENRY

Overall: 3-1

1918	L	22-33	
1918	W	41-21	
1913	W	22-19	
1912	W	24-23	

ERSKINE

Overall: 1-0

1933	W	53-30	
------	---	-------	--

FLORIDA SOUTHERN

Overall: 7-0
Home: 1-0 (0-0 LJVM)

12-11-80	W	98-73	H
12-6-79	W	81-62	H
12-1-72	W	60-52	H
1-5-72	W	87-64	H
2-6-71	W	103-68	H
2-7-70	W	94-68	H
11-30-68	W	88-72	H

GUILFORD

Overall: 25-6

1934	W	37-24	
1932	W	34-24	
1929	L	21-30	
1929	W	45-40	
1927	W	45-23	
1927	W	43-17	
1926	W	43-19	
1926	L	21-22	
2-25-25	W	49-16	A
2-6-25	W	43-23	H
1924	W	45-35	
1924	L	20-23	
1923	W	32-22	
2-10-23	W	34-30	
1922	W	31-22	
1922	W	34-23	
1921	W	29-12	
1921	W	41-14	
1920	W	23-14	
1-30-19	W	66-12	A
1-26-18	L	18-26	H
1-26-17	W	18-17	H
1916	W	56-15	
1916	W	89-9	
2-27-14	W	41-15	H
1-31-14	L	13-30	A
1911	W	18-16	
1908	W	29-10	
1908	W	18-15	
1907	W	27-7	
2-6-06	L	19-26	H

HAMPDEN-SYDNEY

Overall: 4-1

1929	W	32-20	
1928	L	26-28	
1927	W	23-21	
1927	W	54-18	
1924	W	24-18	

JOHN CARROLL

Overall: 1-0
Home: 1-0 (0-0 LJVM)

12-8-80	W	110-59	H
---------	---	--------	---

JOHNS HOPKINS

Overall: 2-0
Home: 2-0 (0-0 LJVM)

1-6-82	W	86-43	H
12-1-80	W	111-58	H

LEBANON VALLEY

Overall: 1-0
Home: 1-0 (0-0 LJVM)

3-14-53	^{NCAA} W	91-71	N1
---------	-------------------	-------	----

N1-Raleigh, N.C.

LENOIR-RHYNE

Overall: 10-0

12-18-52	W	59-45	A
1929	W	33-25	
1927	W	58-24	
1926	W	26-21	
1925	W	36-6	
1925	W	58-23	
1923	W	33-9	
1923	W	43-10	
1922	W	37-20	
1921	W	26-16	

LYNCHBURG (VIRGINIA CHRISTIAN)

Overall: 4-0

1925	W	34-19	
1912	W	31-19	
1912	W	25-13	
1911	W	37-19	

MARYVILLE

Overall: 2-0

1916	W	33-14	
1916	W	48-21	

NYU

Overall: 0-1
Away: 0-1 (0-1 MSG)

2-23-61	L	61-70	A
---------	---	-------	---

RANDOLPH MACON

Overall: 5-3

1948	W	72-53	
1939	W	57-30	
1936	W	28-20	
1936	L	21-24	
1935	W	29-22	
1918	L	16-19	
1912	L	27-29	
1912	W	26-13	

RIO GRANDE

Overall: 0-1

12-22-53	L	65-67	N1
----------	---	-------	----

N1-Raleigh, N.C.

ROANOKE

Overall: 4-4

1938	L	32-38	
1937	W	37-28	
1937	W	27-26	
1935	W	30-20	
1919	L	13-39	
1918	L	22-32	
1916	L	18-36	
1914	W	40-9	

ROLLINS

Overall: 6-0
Home: 5-0 (0-0 LJVM)
Away: 1-0

11-23-85	W	58-55	H
11-29-84	W	110-64	H
12-30-83	W	112-74	A
12-2-82	W	73-47	H
1-20-79	W	100-79	H
11-30-74	W	83-81	H

SOUTHERN INDIANA (SIU-EVANSVILLE)

Overall: 1-0
Home: 1-0 (0-0 LJVM)

12-17-77	W	118-573	H
----------	---	---------	---

WASHINGTON & LEE

Overall: 7-4

12-19-53	W	87-46	H
1951	W	90-78	
1951	W	73-61	
1950	L	54-61	
1947	L	56-65	
1942	W	51-38	
1940	W	38-29	
1939	W	59-44	
1925	W	25-23	
1921	L	14-26	
1919	L	27-49	

ALL-TIME SERIES HISTORY

Opponent	W	L	First	Last	Streak	Opponent	W	L	First	Last	Streak	Opponent	W	L	First	Last	Streak
Air Force	2	1	2001	2008	W1	Gonzaga	1	1	2010	2011	L1	Oral Roberts	1	0	2010	2010	W1
Alabama	5	2	1957	1992	W1	Green Bay	1	0	1994	1994	W1	Oregon	0	3	1968	2002	L3
Alaska	0	1	1994	1994	L1	Guilford	25	5	1907	1934	W4	Oregon State	1	0	1978	1978	W1
American	4	0	1969	1988	W4	Hampden-Sydney	4	1	1924	1929	W2	Pennsylvania	3	1	1953	1980	W1
Appalachian State	20	0	1951	2007	W20	Hampton	1	0	2011	2011	W1	Penn State	1	1	1961	1990	L1
Arizona	1	0	2005	2005	W1	Hawaii	2	0	1986	1994	W2	Pepperdine	1	0	2002	2002	W1
Arizona State	0	1	2012	2012	L1	High Point	14	1	1926	2013	W8	Pittsburgh	3	3	2014	2018	W2
Arkansas	5	3	1977	2016	W1	Holy Cross	3	1	1953	2011	W2	Presbyterian	3	1	1928	2014	W1
Army West Point	1	0	2018	2018	W1	Houston	0	2	1984	2018	L2	Princeton	3	1	1964	2015	W2
Atlantic Christian	6	1	1915	1948	W3	Howard	1	0	1991	1991	W1	Providence	1	0	2005	2005	W1
Auburn	3	3	1957	2003	L1	Illinois	2	1	1999	2018	W1	Purdue	2	4	1964	2010	L3
Baldwin-Wallace	1	0	1969	1969	W1	Illinois State	0	1	1976	1976	L1	Quinnipiac	1	0	2018	2018	W1
Baltimore	0	2	1936	1940	L2	Indiana	3	0	2004	2016	W3	Radford	6	0	1993	2017	W6
Baylor	1	0	2009	2009	W1	Indiana St.-Evansville	1	0	1978	1978	W1	Randolph-Macon	5	3	1912	1948	W2
Belmont	1	0	1955	1955	W1	Iona	0	2	2013	2015	L2	Rhode Island	5	2	1950	1994	W3
Bethune-Cookman	1	0	2003	2003	W1	Iowa	4	0	1975	2011	W4	Rice	2	0	1971	1974	W2
Boston College	10	13	1981	2018	L1	Jacksonville	6	0	1970	2014	W6	Richmond	42	13	1921	2018	W2
Bradley	0	2	1954	1986	L2	James Madison	1	0	2007	2007	W1	Rider	2	2	1931	1985	W2
Brown	2	0	1973	2004	W2	John Carroll	1	0	1981	1981	W1	Rio Grande	0	1	1954	1954	L1
Bucknell	8	0	1974	2017	W8	Johns Hopkins	2	0	1981	1982	W2	Roanoke	4	4	1914	1938	L1
Buffalo	3	0	1941	1983	W3	Kansas	2	3	1984	2014	L2	Robert Morris	1	0	1982	1983	W1
Butler	0	1	2001	2001	L1	Kansas State	0	1	2017	2017	L1	Rollins	6	0	1974	1986	W6
BYU	4	1	1953	2009	W4	Kentucky	0	5	1954	2010	L5	Rutgers	1	0	2016	2016	W1
Cal State Fullerton	1	0	2009	2009	W1	La Salle	1	1	1953	1974	W1	St. Bonaventure	2	0	1961	2014	W2
California	1	2	1993	2000	W1	Lafayette	1	0	1993	1993	W1	St. Francis (Pa.)	5	0	1960	2002	W5
Campbell	6	0	1988	2001	W6	Lebanon Valley	1	0	1953	1953	W1	St. John's	2	2	1961	2003	W1
Canisius	3	2	1971	1995	W3	Lehigh	2	0	1987	1996	W2	Saint Joseph's	6	12	1939	2004	L1
Carson-Newman	1	0	1915	1915	W1	Lenoir-Rhyne	10	0	1921	1953	W10	Saint Louis	1	0	1995	1995	W1
Catawba	5	2	1930	1946	W2	Liberty	1	1	1998	2018	L1	Saint Mary's (Calif.)	1	0	1997	1997	W1
Catholic	0	1	1933	1933	L1	LIU Brooklyn	1	0	1975	1975	W1	Samford	2	0	1992	2015	W2
Charleston	3	0	1994	2017	W3	Longwood	1	0	2005	2005	W1	Santa Clara	1	1	1981	1987	L1
Charleston Southern	2	0	1987	2006	W2	Louisiana-Monroe	1	0	1996	1996	W1	Seattle	1	0	1978	1978	W1
Charlotte	7	2	1977	2018	W2	Louisiana Tech	1	0	1991	1991	W1	Seton Hall	2	5	1954	2013	L4
Chattanooga	2	0	1993	2005	W2	Louisville	2	5	1959	2018	L1	Siena	1	1	1983	1988	L1
Cincinnati	2	5	1959	2005	W2	Loyola (Md.)	2	2	1941	2012	W1	South Carolina	48	22	1914	1983	W1
The Citadel	15	2	1937	2014	W10	LSU	2	1	1982	2017	W2	USC Upstate	1	0	2008	2008	W1
Clemson	99	62	1926	2018	L5	Lynchburg	1	0	1925	1925	W1	South Carolina State	3	0	2001	2003	W3
Cleveland State	0	1	2009	2009	L1	Manhattan	1	0	2004	2004	W1	South Florida	2	2	1972	2008	W1
Coastal Carolina	5	1	1987	2018	W4	Marist	1	0	2011	2011	W1	Southern Cal	2	0	1955	2014	W2
Colgate	3	0	1956	2014	W3	Marquette	7	5	1961	2003	L1	Southern Illinois	1	0	1977	1977	W1
Colorado	0	1	1991	1991	L1	Marshall	2	2	1952	1999	L1	SMU	2	0	2003	2004	W2
Columbia	0	1	1970	1970	L1	Maryland	56	70	1954	2014	L8	Stanford	0	1	1997	1997	L1
Connecticut	1	2	1970	2013	L2	UMBC	1	0	2016	2016	W1	Stetson	3	1	1917	2011	L1
Coppin State	1	0	1989	1989	W1	UMES	3	0	1986	2000	W3	Syracuse	1	7	2002	2018	L2
Cornell	1	1	1952	1990	W1	Maryville	2	0	1916	1916	W2	Temple	11	10	1931	2005	W4
Creighton	1	0	1975	1975	W1	Massachusetts	1	1	1996	1997	W1	Tennessee	2	9	1948	2018	L4
Dartmouth	1	0	1977	1977	W1	Memphis	1	1	1982	2004	W1	Texas	4	1	1955	2010	W2
Davidson	61	23	1909	2000	L1	Mercer	2	0	1999	2013	W2	Texas A&M	1	0	1958	1958	W1
Dayton	2	2	1959	2012	L2	Miami (Fla.)	11	9	1940	2018	L1	Texas Tech	2	0	2006	2012	W2
Delaware	0	1	1932	1932	L1	Michigan	1	0	2001	2001	W1	Toledo	0	1	1960	1960	L1
Delaware State	0	1	2015	2015	L1	Michigan State	0	1	1986	1986	L1	Tulane	6	0	1954	2015	W6
DePaul	2	2	1957	2007	L2	Minnesota	3	4	1955	2015	L2	UCLA	2	0	1962	2016	W2
Drake	0	1	2018	2018	L1	Mississippi State	3	1	1956	1997	W2	Utah	2	2	1996	1999	L2
Drexel	1	0	1983	1983	W1	Mississippi Valley State	1	0	2006	2006	W1	UTEP	2	1	1985	2017	W2
Duke	78	171	1906	2018	L8	Missouri	2	0	1997	1998	W2	Vanderbilt	4	6	1966	2016	L2
Duquesne	2	5	1949	1972	L2	Monmouth	1	0	1984	1984	W1	Vermont	1	0	1993	1993	W1
East Carolina	7	0	1970	2010	W7	Mount St. Mary's	4	0	1993	2015	W4	Villanova	2	8	1931	2017	L4
Eastern College	2	0	1917	1918	W2	Murray State	1	0	1983	1983	W1	Virginia	70	66	1911	2018	L6
Eastern Kentucky	1	0	1957	1957	W1	Navy	5	4	1930	2002	W4	VCU	2	1	2004	2011	L1
Elon	37	6	1913	2011	W25	Nebraska	1	1	2012	2013	L1	VMI	19	4	1912	2014	W14
Emory & Henry	3	1	1912	1918	L1	New Hampshire	1	0	1991	1991	W1	Virginia Tech	31	34	1912	2018	L2
Erskine	1	0	1933	1933	W1	New Mexico	3	1	1989	2005	W3	Washington	3	0	1969	1978	W3
ETSU	7	1	1977	2003	W3	N.Y.U.	0	1	1961	1961	L1	Washington & Lee	7	4	1919	1954	W2
Evansville	2	0	1989	1990	W2	Niagara	1	0	1973	1973	W1	Washington State	0	2	1974	1986	L2
Fairfield	3	0	1989	2008	W3	Nicholls State	1	0	2015	2015	W1	West Chester	1	0	1939	1939	W1
Fairleigh Dickinson	6	0	1975	1992	W6	North Carolina	66	160	1911	2018	L5	West Virginia	4	6	1949	2005	L1
Florida	5	7	1936	2015	L2	UNC Asheville	8	0	1976	2015	W8	William & Mary	34	12	1912	2013	W1
Florida Southern	7	0	1969	1981	W7	UNCG	11	0	1992	2018	W11	Winthrop	6	1	1987	2011	L1
Florida State	25	25	1959	2018	W1	UNCW	13	1	1977	2012	W1	Winston-Salem State	4	0	2007	2010	W4
Fresno State	1	1	1983	2002	W1	North Carolina A&T	4	0	1995	2005	W4	Wisconsin	3	0	2000	2006	W3
Furman	15	7	1926	2013	W2	NC Central	3	0	2008	2012	W3	Wofford	5	2	1906	2012	L1
Gardner-Webb	2	0	2007	2012	W2	NC State	105	143	1911	2018	L2	Wright State	1	0	2009	2009	W1
George Mason	1	0	2006	2006	W1	Northwestern	0	1	2017	2017	L1	Wyoming	2	0	1961	1989	W2
George Washington	16	18	1928	2005	W3	Notre Dame	3	5	2000	2018	L5	Xavier	2	5	1999	2017	L3
Georgetown	2	3	1925	1998	W2	Ohio	1	0	2000	2000	W1	Yale	6	1	1959	2012	W4
Georgia	2	4	1913	2008	L2	Ohio State	0	6	1939	1970	L6						
Georgia Southern	3	1	1979	2018	L1	Oklahoma State	1	1	1995	1996	W1						
Georgia Tech	40	42	1950	2018	L1	Old Dominion	3	0	1982	1990	W3						

2018-19 opponents in bold

YEAR-BY-YEAR RESULTS

RESULTS KEY

[No.]..... Wake Forest's AP Ranking
 (No.)..... Opponent's AP Ranking

H*.....Home game in Greensboro
 H^.....Home game at Reynolds HS
 H%.....Home game at W-S Coliseum

1905-06 (3-3)

Coach: J.R. Crozier

F6	Guilford		L	19	26
M2	Duke	A	W	24	10
M16	Duke	H	W	15	5
	Charlotte Y		W	32	19
	Spartanburg Y		L	15	25
	Wofford		L	15	18

1906-07 (4-0)

Coach: J.R. Crozier

	Duke		W	8	6
	Littleton High		W	53	6
	Guilford		W	27	7
	Duke		W	22	5

1907-08 (8-3)

Coach: J.R. Crozier

	Littleton High		W	63	0
	Trinity Park		W	57	8
	Duke		W	20	11
	Guilford		W	18	15
	Duke		W	20	11
	Guilford		W	29	10

* 5 games unavailable

1908-09 (6-1)

Coach: J.R. Crozier

	Central Academy		W	87	6
	Duke		L	14	22
	Duke		W	30	5
	Warrenton High		W	110	3
	Davidson		W	38	17
	Richmond Y		W	38	27
	Portsmouth Y		W	19	9

1909-10 (3-0)

Coach: J.R. Crozier

J31	Furman	H	W	54	9
F23	Furman	A	W	70	21
	Duke		W	26	18

* 7 games unavailable

1910-11 (8-7)

Coach: J.R. Crozier

	Guilford		W	18	16
	Virginia Christian		W	37	19
F3	North Carolina	A	L	28	31
	Davidson		W	35	25
	Charlotte Y		W	31	17
	NC State	A	W	33	6
F18	North Carolina	H	W	38	16
	NC State	A	L	18	19
F22	Virginia	H	L	12	22

* 6 games unavailable

1911-12 (9-6)

Coach: J.R. Crozier

	William & Mary		W	34	4
	High Point		W	72	9
	NC State	A	W	23	13
	Randolph-Macon		W	26	13
	Virginia Christian		W	35	13
	Randolph Macon		L	27	29
	Lynchburg Y		L	26	46
F7	Virginia Tech	A	L	15	45
	Emory & Henry		W	24	23
	Virginia Christian		W	31	19
	VMI		L	14	23
	NC State	A	W	50	9
F17	Virginia Tech	H	L	19	21
	NC State	A	W	30	8
F26	North Carolina	N1	L	15	18

N1-Raleigh, N.C.

1912-13 (9-7)

Coach: J.R. Crozier

	Elon		W	46	10
	NC State	A	L	26	43
	Duke	A	L	10	25
	NC State	A	W	34	20
F15	North Carolina	H	W-ot	22	21
F17	Georgia	A	L	28	70
	Elon		W	17	9
	Duke	H	L	15	16
F22	South Carolina	A	W	27	20
F28	Virginia Tech	H	W	41	12
M1	Virginia Tech	N1	W	39	16
	Emory & Henry		W	22	19
M4	North Carolina	A	L	15	19

* 3 games unavailable, N1-Raleigh

1913-14 (10-7)

Coach: J.R. Crozier

J13	South Carolina	H	W	54	8
J16	Elon	H	W	16	15
	Charlotte Y		W	48	8
	Roanoke	H	W	40	9
J31	Guilford	A	L	13	30
F6	North Carolina	A	L	24	28
	NC State	A	W	24	14
F12	Duke	H	W	31	23
F13	North Carolina	H	W	39	30
F16	Elon	A	L	21	26
F17	Virginia	A	L	16	80
	VMI		L	25	26
F19	Virginia Tech	A	L	24	29
F23	North Carolina	N1	W	32	29
	Duke	A	L	14	28
	NC State	A	W	28	20
F27	Guilford	H	W	41	15

N1-Raleigh, N.C.

1914-15 (12-4)

Coach: J.R. Crozier

	Durham Y		W	30	29
J16	North Carolina	N1	W	26	23
	Atlantic Christian		W	76	6
	Carson-Newman		W	66	7
F2	North Carolina	A	L	20	32
	Raleigh Y		W	26	13
F11	North Carolina	H	W	30	25
	Raleigh Y		W	33	14
	Duke		L	27	28
	Greensboro Y		L	30	34
F16	Elon	A	L	12	35
	Charlotte Y		W	38	26
	Augusta Y		W	52	28
F20	South Carolina	A	W	66	11
F24	Elon	H	W	30	23
	Duke		W	23	12

N1-Raleigh, N.C.

1915-16 (16-2)

Coach: J.R. Crozier

	Durham Y		W	56	27
J15	North Carolina	N1	W	27	22
	Duke	A	W	28	26
	NC State	A	W	26	24
J29	Elon	H	W	38	18
	Maryville		W	48	21
	Maryville		W	33	14
	NC State	A	W	34	23
	Guilford		W	89	9
	Guilford		W	56	15
	Church Hill A. C.		W	62	19
	Roanoke		L	18	36
F16	Virginia Tech	A	L	28	30
	VMI		W	40	16
	Richmond Howitzers		W	71	22
	Church Hill A. C.		W	78	18
F25	Duke	H	W	40	28
F29	Elon	A	W	32	14

N1-Raleigh, N.C.

1916-17 (9-6)

Coach: J.R. Crozier

	Durham Y		W	32	19
	Duke		L	20	37
	Eastern College		W	33	6

J26	Guilford	H	W	18	17
J30	Stetson	H	W	25	15
	Davidson	H	L	19	26
	NC State	A	L	29	30
F15	Virginia Tech	H	W	26	24
F17	Elon	H	W	32	20
F19	Elon	A	W	23	22
F20	Virginia	A	L	13	38
	Lynchburg Y		L	21	27
F22	Virginia Tech	A	L	12	31
	NC State	A	W	30	24
	Kittrell High		W	42	13

1917-18 (4-12)

Coach: E.T. MacDonnell

	Durham Y		L	27	47
	Atlantic Christian		W	47	13
J26	Guilford	H	L	18	26
	NC State	A	L	8	30
	Emory & Henry		W	41	21
F5	Elon	A	L	17	18
	Durham Y		W	47	17
	Eastern College		W	54	10
	NC State	A	L	17	20
F18	Virginia Tech	A	L	15	45
	Emory & Henry		L	22	33
	Roanoke		L	22	32
	Randolph-Macon		L	16	19
	Richmond Y		L	14	40
F23	Elon		L	10	18
	NC State	A	L	19	31

1918-19 (6-10)

Coach: Irving Carlyle

	Durham Y		W	25	15
J24	Duke	A	L	21	40
	Durham Y		L	18	58
	NC State	A	L	17	29
J30	Guilford	A	W	66	12
F8	North Carolina	H	L	17	30
	Elon		W	25	6
	NC State	A	W	29	20
F17	Virginia Tech	A	L	18	38
F18	Virginia Tech	A	W	14	13
	Roanoke		L	13	39
	Washington & Lee		L	27	49
	Woodberry Forest		W	29	26
F22	Virginia	A	L-ot	29	33
F26	Virginia	H	L	32	40
	NC State	A	L	17	26

1919-20 (9-4)

Coach: Bill Holding

	Durham Y		L	30	43
	Durham Y		L	29	40
J24	Elon	H	W	20	10
	Raleigh Y		W	39	9
	Davidson	H	W	24	12
	Guilford		W	23	14
	NC State	A	L	23	38
F16	Elon	A	W	28	14
	Panther A. C.		W	60	35
	Park View A. C.		W	42	17
	Saxon A. C.		W	37	24
	Raleigh Y		W	57	10
	NC State	H	L	18	30

Season interrupted by flu epidemic

1920-21 (7-10)

Coach: J.L. White, Jr.

	Durham Y		L	17	34
	Durham Y		L	23	40
J20	Elon	H	W	16	15
	Wilson Y		W	25	12
	Duke	H	L	20	27
	Lenoir-Rhyne		W	26	16
	Guilford		W	41	14
F5	Elon	A	L	15	18
	Guilford		W	29	12
	NC State	A	W	20	10
F14	Richmond	A	W	32	22
	Church Hill A. C.		L	24	27
F16	Virginia	A	L	13	35
	Washington & Lee		L	14	26
F21	Virginia Tech	A	L	19	29

	Woodberry Forest		L	22	26
	NC State	A	L	10	20

1921-22 (11-6)

Coach: Bill Holding

J19	North Carolina	H	L	27	41
J21	Elon	H	L	25	29
	Lenoir-Rhyne		W	37	20
	NC State	A	W	27	20
J25	Duke	A	L	10	31
	Wofford		W	40	16
J31	Duke	H	W	24	22
F9	Davidson	H	L	27	29
	Guilford		W	34	23
F14	North Carolina	A	L	28	32
	NC State	A	W	25	22
F24	Elon	A	W	25	23
	Guilford		W	31	22
	Davidson	A	L	27	36
	Benson High		W	41	25
	Smithfield A-S		W	45	14
	Wake Forest A-S		W	27	13

1922-23 (12-5)

Coach: Phil Utley

	William & Mary	A	W	38	33
	Durham Y		W	18	17
J19	North Carolina	A	L	26	38
	Durham Y		L	28	39
	Lenoir-Rhyne		W	43	10
	Duke		W	30	18
J30	Elon	H	W	38	19
	NC State	A	W	27	22
F5	North Carolina	H	L	23	25
F9	Elon	A	W	22	20
F10	Guilford	A	W	34	30
	Guilford		W	32	22
	Davidson	H	W	29	24
	NC State	A	W	24	22
	Davidson	A	L	17	25
	Lenoir-Rhyne		W	33	9
	Duke		L	26	36

1923-24 (18-7)

Coach: Hank Garrity

	Ft. Bragg		W	33	29
	Durham Elks		L	23	26
	Durham Elks		W	51	38
	Ft. Bragg		W	53	13
J14	Richmond	A	L	23	31
	William & Mary	A	W	30	28
	VMI		W	18	14
J21	Virginia Tech	A	W	37	10
J25	Duke	A			

YEAR-BY-YEAR RESULTS

	Davidson	A	W	48	36
F6	Guilford	H	W	43	23
	William & Mary	A	W	36	24
F17	North Carolina	A	L	24	43
	Lenoir-Rhyne		W	58	23
F24	Duke	A	L	25	28
F25	Guilford	A	W	49	16
	Davidson	A	W	33	28
	Lenoir-Rhyne		W	36	6
	Davidson	A	L	28	48

1925-26 (13-6)

Coach: R.S. Hayes

	William & Mary	A	W	39	19
	Richmond Blues		L	25	30
J9	Richmond	H	L	23	39
J13	Clemson	H	W	40	34
	NC State	H	L	33	37
	Duke		W	27	24
J20	North Carolina	H	W	29	28
	Durham Y		W	20	18
J30	Elon	H	W	35	20
	Guilford		L	21	22
	Duke		W	33	18
	NC State	A	L	18	27
	High Point		W	35	14
F16	North Carolina	A	L	22	32
	Durham Y		W	50	43
F24	Elon	A	W	21	15
	Guilford		W	43	19
	Lenoir-Rhyne		W	26	21
	High Point		W	30	18

1926-27 (22-3)

Coach: James Baldwin

	Atlantic Christian		W	37	14
	Rocky Mount Y		W	55	21
	Elon	H	W	40	20
	NC State	A	W	20	18
	Hampden-Sydney		W	54	18
	Guilford		W	43	17
	NC State	A	W	27	25
	Duke		W	41	14
J27	North Carolina	A	W	30	23
	High Point		W	30	8
	Elon	A	W	37	22
	Guilford		W	45	23
	High Point		W	47	30
	Charlotte Y		W	54	31
	Duke		W	36	27
F4	Furman	A	L	27	42
	Lyman (S.C.)		W	46	38
	Durham Y		W	40	36
	Durham Y		W	69	40
	Lenoir-Rhyne		W	58	24
F15	North Carolina	N1	L	26	32
	Richmond Y		W	44	29
	Richmond Y		L	31	34
F22	Richmond	A	W	38	33
	Hampden-Sydney		W	23	21

N1-Raleigh, N.C.

1927-28 (6-14)

Coach: James Baldwin

	Raleigh Y		W	45	29
	NC State	A	L	41	47
	NC State	A	L	39	40
J21	North Carolina	N1	L	22	38
	Duke		L	17	45
	Hampden-Sydney		L	26	28
	Richmond Y		L	26	30
	William & Mary	A	L	24	48
	Richmond Artillery		L	32	33
	George Washington		W	27	26
	NC State	A	L	36	45
	William & Mary	A	L	28	42
F14	Duke		L	34	37
	Elon	H	W	49	47
F20	North Carolina	A	L	17	29
	Davidson	H	L	27	51
	Charlotte Y		L	35	47
	Pacific Mills		W	46	34
	Wofford		W	64	28
	Presbyterian		W	36	29

N1-Raleigh, N.C.

1928-29 (5-9)

Coach: Pat Miller

J7	Furman	H	W	34	26
	Lenoir-Rhyne		W	33	25
	NC State	A	L	20	27
	Duke		L	34	43
J19	North Carolina	N1	L	19	42
J26	Elon	H	W	34	26
	Guilford		W	45	40
	Hampden-Sydney		W	32	20
F4	Richmond	A	L	32	47
F11	North Carolina	A	L	10	34
	Duke		L	21	35
	NC State	A	L	12	44
	Guilford		L	21	30
	Davidson	A	L	25	38

N1-Raleigh, N.C.

1929-30 (2-11)

Coach: Pat Miller

	Atlantic Christian		L	26	30
	Georgetown		L	20	35
J8	Navy	A	L	20	39
	Richmond Y		L	27	28
	NC State	A	L	10	38
	Catawba		W	28	10
	Duke		L	22	49
J21	Elon	H	W	29	26
J25	North Carolina	A	L	18	49
	Duke		L	30	37
F12	Furman	A	L	14	43
	Davidson	A	L	17	33
F18	North Carolina	N1	L	15	37

N1-Raleigh, N.C.

1930-31 (8-11)

Coach: R.S. Hayes

D17	Villanova	H	L	10	26
	NC State	A	L	20	42
	Duke		L	27	44
	Durham Y		L	21	35
	Raleigh Y		W	42	18
J20	North Carolina	A	L	13	30
J22	Virginia Tech	H	W	39	17
	George Washington		L	23	38
F5	Temple	A	L	26	50
F7	Villanova	A	L	23	30
	NC State	A	W	21	20
	Duke		L	22	25
F19	North Carolina	N1	L	25	45
	Davidson	A	W	26	22
	Rider		L	11	48
	Elon		W	35	25
	Elon		W	46	33
	High Point		W	38	27
	High Point		W	32	24

N1-Raleigh, N.C.

1931-32 (4-8)

Coach: Fred Emmerson


J8	Duke	A	L	16	23
J12	Virginia Tech	A	L	26	27
	NC State	A	L	14	19
J22	North Carolina	H	L	17	32
F3	North Carolina	A	L	24	34
	Guilford		W	34	24
F11	Duke	A	L	25	32
	NC State	A	W	27	24
	Davidson	H	W	32	19
	George Washington		L	34	48
F19	Delaware	A	L	25	30
	Quantico Marines		W	28	25

1932-33 (5-8)

Coach: Fred Emmerson

	Catawba		W	41	15
J10	Duke	A	L	24	33
	Erskine		W	53	30
J14	North Carolina	A	L	33	36
J17	Duke	H	L	16	34
J21	North Carolina	H	L	26	38
	NC State	A	W	23	19
	Catholic		L	27	38
	George Washington		L	28	38
	Davidson	H	W	45	42

	NC State	A	L	22	25
F17	Elon	H	W	42	20
	Catawba		L	29	30



MURRAY GLEASON
1934-57
288-244 (.541)
23 seasons

1933-34 (5-9)

	Catawba		W	58	26
	George Washington		L	25	33
J6	Duke	A	L	29	38
	NC State	A	L	19	27
	Charlotte Y		W	30	21
J12	South Carolina	A	L	23	40
J16	North Carolina	A	L	21	41
	Davidson	A	W	34	25
	Guilford		W	37	24
	NC State	A	L	19	33
F6	North Carolina	H	L	24	41
	Davidson	H	W	36	23
F10	Duke	H	L	21	37
	George Washington		L	31	42

1934-35 (6-10)

	Rocky Mount Y		W	32	24
	Raleigh Y		L	26	35
J7	Duke	A	L	30	47
J8	North Carolina	A	L	11	31
	NC State	A	L	24	52
F2	North Carolina	H	L	21	32
	NC State	A	L	20	39
	George Washington		W	46	25
	Randolph-Macon		W	29	22
	Roanoke		W	30	20
	Davidson	H	W	29	28
	Davidson	A	L	24	31
F18	Duke	H	L	21	37
	High Point		L	13	19
	Charlotte Y		L	31	32
	Rocky Mount Y		W	46	23

1935-36 (9-12)

	Durham Y		W	40	18
	Chatham Mills		W	33	14
	Erwin Red Birds		W	31	16
	Randolph-Macon		L	21	24
	Wofford		W	25	19
J7	North Carolina	A	L	19	26
J10	Duke	A	L	19	37
	NC State	A	L	22	36
	George Washington	A	L	18	49
	Davidson	H	W	37	34
	Davidson	A	W	26	23
F4	North Carolina	A	L	23	32
F13	Florida		W	43	32
F15	Florida		L	24	32
F18	Duke	H	L	27	42
	NC State	A	L	24	26
	Wofford		W	25	21
	Randolph-Macon		W	28	20
	George Washington	H	L	19	38
	Baltimore		L	35	36
	William & Mary	A	L	30	41

1936-37 (15-6)

	Durham Y		W	52	25
	Carolina All Stars		W	37	24
	William & Mary	H	W	44	28
	Duke	A	L	28	30
J7	North Carolina	A	W	24	23
	Roanoke		W	27	26
J12	Clemson	A	W	53	36
	NC State	A	L	31	49
	George Washington	A	L	33	55
	Roanoke		W	37	28
	William & Mary	A	W	63	25
J21	North Carolina	H	L	30	31
F6	Duke	H	W	34	30

	Elon		W	42	40
	Davidson	H	L	32	43
	NC State	A	W	41	33
F18	Clemson	A	W	29	27
F19	The Citadel	H	W	42	18
	Davidson	A	W	42	31
M4	Richmond	SoCon N1	W	33	24
M5	North Carolina	SoCon N1	L	35	37

N1-Raleigh, N.C.

1937-38 (7-12)

	Roanoke		L	32	38
	Groves Mills		L	30	40
	Unique Furniture		L	29	44
	McCrary Eagles		L	44	49
J7	Duke	A	L	33	38
J10	Richmond	H	W	39	33
J11	North Carolina	A	L	26	31
J18	North Carolina	H	W	44	34
	NC State	A	L	44	45
F1	Richmond	A	L	31	39
F2	Clemson	H	L	33	42
F5	The Citadel	H	W	45	33
F7	South Carolina	H	W	59	31
	NC State	A	L	41	45
	Davidson	A	W	45	37
F16	Clemson	A	L	40	46
F17	South Carolina	A	W	42	35
F21	Duke	H	L	40	41
	Davidson	H	W	47	45

1938-39 (18-6)

Southern Conference Regular Season Champions

NCAA Elite Eight

	Randolph-Macon		W	57	30
	West Chester		W	44	34
D10	Saint Joseph's	A	L	49	54
	William & Mary	H	W	58	35
	High Point		W	48	46
J3	Furman	A	W	72	41
J4	Clemson	A	W	39	38
J5	South Carolina	A	W	54	47
J7	Duke	H	L	41	52
J12	Clemson	H	W	44	38
	NC State	A	W	46	26
J17	North Carolina	A	W	57	37
J31	North Carolina	H	L	54	56
F4					

YEAR-BY-YEAR RESULTS

1940-41 (9-9)

Buffalo Teachers	W	42	39
J8 Duke	A W	38	35
J14 North Carolina	A L	45	61
J17 Clemson	H W	42	35
NC State	A W	50	40
J28 North Carolina	H L	40	43
J31 The Citadel	H W	63	48
F4 Villanova	A L	33	50
F5 Loyola (Md.)	A W	53	41
Ohrback A.C.	L	39	50
F13 Duke	H L-ot	41	42
NC State	A L	37	40
F17 South Carolina	A W	36	35
F18 Clemson	A L	53	54
F19 Furman	W	59	51
F21 South Carolina	H W	58	43
VMI	L	42	43
William & Mary	SoCon N1 L	34	52

1941-42 (16-8)

McCrary Eagles	L	41	50
D12 Loyola (Md.)	A L	26	40
George Washington	A L	27	52
McCrary Eagles	W	44	30
Hanes Hosiery	W	54	52
George Washington	H W	39	36
J13 North Carolina	A L	30	51
J14 Clemson	H W	58	40
J24 Duke	A L	39	60
J27 North Carolina	H W	36	20
Washington & Lee	W	51	38
VMI	W	44	43
VMI	W	64	34
NC State	A W	44	43
F9 The Citadel	H W	64	40
F12 South Carolina	A W	40	38
F13 The Citadel	A W	60	51
F19 Duke	H L	51	58
NC State	A L	38	44
F23 Clemson	A W	52	37
F24 Furman	A W	43	29
F27 South Carolina	H W	54	44
M5 North Carolina	SoCon N1 W	32	26
M6 Duke	SoCon N1 L	45	54

N1-Raleigh, N.C.

1942-43 (1-10)

J9 North Carolina	A L	37	49
J11 South Carolina	A L	24	43
J12 Clemson	A W	71	56
J26 Duke	A L	41	63
J30 North Carolina	N1 L	31	32
F5 The Citadel	A L	36	38
F5 The Citadel	A L	39	52
NC State	A L	37	42
F15 Duke	A L	40	59
F19 South Carolina	A L	35	39
NC State	A L	36	52

N1-Durham, N.C.

1943-44 (No Team due to the War)

1944-45 (3-14)

J3 North Carolina	A L	29	65
Ft. Bragg P.C.	L	33	59
J13 Duke	A L	35	60
Portsmouth C.G.	L	35	53
J22 North Carolina	H L	40	65
Catawba	L	33	39
Smithfield A-S	L	36	71
F3 Duke	N L	39	75
NC State	A L	37	57
N.C. Pre-Flight	L	27	78
Morris Field	L	42	55
N.C. Pre-Flight	L	39	80
NC State	A L	38	46
Morris Field	L	30	51
Catawba	W	41	38
High Point	W	45	34
Atlantic Christian	W	47	25

1945-46 (12-6)

J9 Richmond	A W	39	32
William & Mary	A W	36	34

J12 Duke	H L	38	43
George Washington	W	52	48
George Washington	W	46	38
J28 North Carolina	H L	47	70
F2 North Carolina	A L	32	61
F5 Duke	A L	29	32
William & Mary	H W	59	51
NC State	A L	30	34
NC State	A W	47	27
F19 South Carolina	A W	54	44
F20 Furman	A W	36	32
Catawba	W	59	27
High Point	W	40	26
F28 William & Mary	SoCon N1 W	42	41
M1 North Carolina	SoCon N1 W	31	29
M2 Duke	SoCon N1 L	30	49

N1-Raleigh, N.C.

1946-47 (11-13)

McCrary Eagles	L	61	66
McCrary Eagles	L	49	51
Windsor Firemen	W	66	25
Hanes Hosiery	L	43	62
Asheville Bombers	L	46	47
Asheville Bombers	W	45	42
Asheville Bombers	W	49	46
William & Mary	A W	40	33
J7 South Carolina	A L	41	55
J8 Clemson	A W	58	43
J9 Furman	A L	28	36
J15 Duke	A L	32	65
J16 Clemson	H W	67	51
J25 NC State	A L	48	65
J27 Furman	H W	53	52
J30 North Carolina	A L	49	70
The Citadel	W	56	46
VMI	W	54	44
Washington & Lee	L	56	65
F14 NC State	H W	44	39
F20 North Carolina	H L	46	54
F21 South Carolina	H W	52	42
F25 Duke	H L	37	57
F27 Richmond	H L	54	63

1947-48 (18-11)

McCrary Eagles	W	71	51
Randolph-Macon	W	72	53
George Washington	A L	53	59
Quantico Marines	L	56	74
Atlantic Christian	W	71	44
82nd Airborne	W	70	61
Atlantic Christian	W	61	30
Hanes Hosiery	W	73	63
William & Mary	A W	61	52
D31 Tennessee	A L	47	60
Asheville All-Stars	W	52	33
Chatham Mills	W	52	44
McCrary Eagles	L	45	47
J5 South Carolina	H L	60	65
J12 North Carolina	A L	35	56
J17 Clemson	H W	68	48
Furman	W	72	55
J31 NC State	H L	43	72
F4 Richmond	A W	48	47
82nd Airborne	W	71	39
F10 Duke	A L	45	47
Charlotte Clippers	W	61	52
F16 North Carolina	H W	53	47
F19 Clemson	A W	66	59
F20 South Carolina	A W	52	46
F21 The Citadel	H W	62	48
F24 Duke	H L	48	49
F28 NC State	A L	54	65
William & Mary	SoCon N1 L	56	61

1948-49 (11-13)

McCrary Eagles	W	64	63
Camp Lejeune	W	80	66
D11 Clemson	H W	58	50
D13 Duquesne	A L	35	61
D14 West Virginia	A L	49	62
William & Mary	A L	47	52
Chatham Mills	W	63	59
Hanes Hosiery	L	48	55

N1-Durham, N.C.

J3 Tennessee	A L	51	70
Enka Mills	W	66	44
George Washington	H W	50	38
J10 Richmond	H W	63	51
J12 North Carolina	H L	50	55
J14 South Carolina	A L	45	66
J15 Clemson	A L	57	59
J22 The Citadel	H W	57	36
J27 Duke	H W	52	50
F2 NC State	H W	52	49
F5 Temple	A L	47	57
F8 NC State	A L	39	82
F15 North Carolina	A L	54	69
F19 Duke	A L	51	61
F23 Furman	H W	67	55
M3 NC State	SoCon N1 L	42	64

N1-Durham, N.C.

1949-50 (14-16)

Washington & Lee	L	54	61
Hanes Hosiery	L	54	55
McCrary Eagles	L	55	64
McCrary Eagles	L	43	46
Quantico Marines	W	60	45
D16 Loyola (Md.)	A L	51	66
Georgia Tech	L	57	64
D29 Rhode Island	Dixie N1 L	57	61
D30 Duke	Dixie N1 L	52	54
William & Mary	L	34	48
J6 South Carolina	H W	57	52
J9 Tennessee	N2 W	69	62
J10 Clemson	A W	66	58
J11 Furman	A W	50	41
William & Mary	A W	61	49
J16 North Carolina	H L	50	54
J28 Duke	A L	55	65
J31 The Citadel	H W	82	43
F2 NC State	H L	50	57
F3 Richmond	A W	67	54
F7 North Carolina	A W	57	54
VMI	W	74	57
F11 NC State	A L	35	73
F15 Clemson	H W	65	52
F17 South Carolina	A L	43	49
F18 The Citadel	A W	62	57
F21 Duke	H W	72	54
George Washington	A L	67	83
George Washington	SoCon N1 W	65	61
NC State	SoCon N1 L	53	59

N1-Durham, N.C.; N2-Asheville, N.C.

1950-51 (16-14)

Clemson	W	66	51
McCrary Eagles	W	71	56
Elon	W	73	62
D9 William & Mary	A L	49	71
Hanes Hosiery	L	55	67
Washington & Lee	W	73	61
VMI	W	68	60
D18 West Virginia	A L	63	69
D19 Duquesne	A L	59	63
D28 Rhode Island	Dixie N1 W	57	53
D29 NC State	Dixie N1 L	56	72
D30 Navy	Dixie N1 L	46	66
Erika Mills	W	74	66
J3 Tennessee	A L	77	85
Appalachian State	H W	74	55
McCrary Eagles	W	77	73
J11 North Carolina	H L	56	65
J13 William & Mary	H W	72	50
J16 NC State	H L	45	64
J27 Duke	A W	65	56
J30 North Carolina	A L	70	82
George Washington	H W	80	67
F6 South Carolina	H W	70	56
F10 Clemson	H W-ot	73	72
Washington & Lee	W	90	78
F15 Clemson	A L	47	57
F16 South Carolina	A L	64	66
F19 Duke	H L	64	69
F20 NC State	A L	56	78
F22 Buffalo	A W	77	59

N1-Raleigh, N.C.

1951-52 (10-19)

N30 Hanes Hosiery	H L	55	64
D3 Enka Mills	H W	67	57
D4 Tennessee	A L	53	77
D6 NC State (10)	H L	62	65
D8 McCrary Eagles	A W	86	70
D12 McCrary Eagles	H W	78	65
D13 Camp Lejeune	A L	54	65
D14 VMI	H W	75	56
D17 South Carolina	N1 L	64	84
D27 Cornell	Dixie N2 L	51	58
D28 Duke	Dixie N2 L	74	79
D29 Navy	Dixie N2 L	44	79
J4 George Washington	A L	63	90
J5 Georgetown	A L	61	80
J7 William & Mary	A L	75	97
J10 North Carolina	H W	55	53
J12 Marshall	A L	68	76
J14 West Virginia (11)	A L	57	89
J26 Duke	A L	69	90
J29 North Carolina	A W	55	46
F2 Saint Joseph's	A L	71	78
F6 Davidson	A W	64	63
F9 Clemson	H L	63	68
F18 South Carolina	A W	67	58
F19 Clemson	A L-ot	84	85
F21 Duke	H L	62	87
F23 Davidson	H W	82	68
F25 South Carolina	H W	73	58
F26 NC State	A L	51	65

1-Asheville, N.C.; 2-Raleigh, N.C.

1952-53 (22-7)
Southern Conference Champions
NCAA Second Round

D3 Camp Lejeune	A W	79	68
D6 Duke	A W	91	86
D9 NC State (6)	H W	51	50
D13 McCrary Eagles	H L	70	72
D16 McCrary Eagles	H W	74	65
D17 Erika Mills	H W	88	62
D18 Lenoir-Rhyne	A W	59	45
D29 Penn	Dixie N1 W	65	61
D30 Brigham Young	Dixie N1 L	58	84
D31 Holy Cross	Dixie N1 W	91	69
J2 Saint Joseph's	A W	71	53
J3 La Salle (3)	A L	59	76
J9 William & Mary	N2 W	78	76
J10 The Citadel	A W	96	67
J12 South Carolina	A W	68	50
J13 Clemson	A W	93	66
J17 Davidson	H ^ W	91	58
J20 North Carolina	A L	68	72
J31 NC State (12)	A L	80	99
F3 Davidson	A W	69	57
F7 George Washington	H W-ot	93	90
F12 Duke	H L	99	101
F14 Clemson	H W	87	56
F17 North Carolina	H W	89	63
F23 South Carolina	H W	88	70
M5 Richmond	SoCon N1 W	85	62
M6 Maryland	SoCon N1 W	61	59
M7 NC State (13)	SoCon N1 W	71	70
M13 Holy Cross	NCAA N1 L	71	79
M14 Lebanon Valley	NCAA N1 W	91	71

1-Raleigh, N.C.; 2-Norfolk, Va.

1953-54 (17-10, 8-6 ACC)

D1 Virginia Tech	H ^ W	82	55
D4 Davidson	H W	88	46
D5 Maryland	H W	71	54
D8 NC State (7)	H W	81	69
D11 Duquesne (3)	Steel Bowl N1 L	61	76
D12 Bradley	Steel Bowl N1 L	74	78
D14 Kentucky (2)	A L	69	101
D19 Washington & Lee	H ^ W	87	46
D22 Rio Grande	N2 L	65	67
D28 Tulane	Dixie N2 W	72	65
D29 Duke	Dixie N2 L	66	83
D30 NC State (9)	Dixie N2 W	86	79
J5 Seton Hall	N3 L	78	89
J9 North Carolina	H L	65	66
J12 Duke (9)	H W	96	89
J16 NC State	A L	76	91
F5 South Carolina	A W	77	62

YEAR-BY-YEAR RESULTS

F6	Clemson	A	W	101	69
F9	Clemson	H	W	98	57
F11	North Carolina	A	W	76	62
F15	Maryland (11)	A	L	53	74
F19	George Washington (8)	A	L	74	86
F20	William & Mary	A	W-ot	57	56
F22	South Carolina	H	W	103	70
F26	Duke (10)	A	L	81	90
M2	South Carolina	ACC N2	W-ot	58	57
M3	Maryland (17)	ACC N2	W-ot	64	56
M4	NC State (18)	ACC N2	L-ot	80	82

1-Pittsburgh, Pa.; 2-Raleigh, N.C.; 3-New York, N.Y. (MSG)

1954-55 (17-10, 8-6 ACC)

D1	George Washington	N1	W	107	86
D2	Belmont	N1	W	99	68
D7	[17] NC State (10)	H	L	81	100
D10	[17] Maryland	A	W-ot	62	58
D11	[17] Virginia	A	W	100	90
D14	[17] G. Washington (11)	A	L	82	94
D17	[17] West Virginia	Birmingham N2	L	82	86
D18	[17] Texas	Birmingham N2	W	95	71
D27	Minnesota	Dixie N3	L	73	81
D28	West Virginia	Dixie N3	W	96	94
D29	Southern Cal (14)	Dixie N3	W	93	85
J8	North Carolina	A	L	78	95
J11	Seton Hall (20)	N4	W	71	63
J15	NC State (2)	A	Lot	73	75
J29	Richmond (17)	A	W	75	72
J31	Davidson	N5	W	101	51
F2	Virginia	H	W	96	90
F4	Clemson	H	W	120	65
F9	Duke	H	L	73	75
F11	South Carolina	H	W	90	81
F16	North Carolina	H	L	79	83
F19	Duke	A	L	65	84
F21	Maryland (11)	H	W	75	71
F25	South Carolina	A	W	84	75
F26	Clemson	A	W	100	79
M3	North Carolina	ACC N3	W	95	82
M4	NC State (5)	ACC N3	L	70	85

1-Clinton, N.C.; 2-Birmingham, Ala.; 3-Raleigh, N.C.; 4-New York, N.Y. (MSG); 5-Lexington, N.C.

1955-56 (19-9, 10-4 ACC)

D2	George Washington	A	L	86	101
D6	NC State (3)	H*	L	81	90
D10	Maryland	A	L	51	61
D12	Virginia	A	W	82	69
D19	Mississippi State	Carrousel N1	W	95	68
D20	Colgate	Carrousel N1	W	87	80
D21	Clemson	Carrousel N1	W	98	79
D22	Brigham Young	H*	W	86	80
D29	Minnesota	Dixie N2	W-ot	87	83
D30	NC State (3)	Dixie N2	L	58	70
D31	Duke (8)	Dixie N2	L	52	64
J4	Duke (11)	H	W	84	71
J7	North Carolina (5)	H	W	76	71
J10	[18] G. Washington (14)	H	L	74	78
J27	South Carolina	A	W	89	75
J28	Clemson	A	W	104	103
F2	Virginia	H	W	84	67
F3	Clemson	H	W	108	87
F6	Richmond	N3	W	81	73
F10	South Carolina	H	W	96	77
F11	Duke (8)	A	W	80	77
F13	Richmond	A	W	73	68
F15	North Carolina (10)	A	L	73	77
F20	Maryland	H	W	76	60
F25	NC State (6)	A	L-ot	78	80
M1	[20] South Carolina	ACC N2	W	79	64
M2	[20] North Carolina (8)	ACC N2	W	77	56
M3	[20] NC State (5)	ACC N2	L	64	76


1-Charlotte, N.C.; 2-Raleigh, N.C.; 3-Portsmouth, Va.

1956-57 (19-9, 7-7 ACC)

D1	George Washington	H	W	79	66
D4	NC State (8)	H	L	63	73
D10	Maryland	A	L	53	59
D11	Virginia	A	W-ot	60	55
D17	Colgate	Carrousel N1	W-ot	66	59
D18	Florida	Carrousel N1	W	55	53
D19	Auburn	Carrousel N1	W	58	48
D20	Alabama (17)	H	W	73	50
D27	DePaul	Dixie N2	W	74	68

D28	NC State	Dixie N2	W	73	66
D29	North Carolina (2)	Dixie N2	L	55	63
J3	[18] George Washington	A	W	72	54
J4	[18] Temple	A	W	67	59
J10	[13] Seton Hall	N3	W	64	55
J12	[13] South Carolina	H	W	75	71
J29	[13] Duke (19)	H	W	77	59
J31	[13] Virginia	H	W	73	58
F1	[13] Clemson	H	W	81	70
F7	[10] South Carolina	A	L	49	55
F8	[10] Clemson	A	W	93	72
F13	[11] North Carolina (1)	A	L	69	72
F16	[11] Duke (17)	A	L	64	75
F18	[11] Maryland	H	W	62	58
F20	[12] Eastern Kentucky	H	W	101	76
F26	[13] North Carolina (1)	H	L	64	69
M2	[13] NC State	A	L	71	75
M7	[20] NC State	ACC N2	W	66	57
M8	[20] North Carolina (1)	ACC N2	L	59	61

1-Charlotte, N.C.; 2-Raleigh, N.C.; 3-New York, N.Y. (MSG)



**BONES
McKINNEY**
1958-65
122-94 (.565)
8 seasons

1957-58 (6-17, 3-11 ACC)

D2	Davidson	H	W	69	61
D5	NC State (12)	H	L	51	62
D7	Auburn	N1	L	66	78
D11	Texas A&M	H	W	68	46
D13	Maryland	A	L	58	72
D14	Virginia	A	L	61	66
D17	George Washington	A	L	45	67
D26	Duquesne	Dixie N2	W	64	54
D27	NC State (13)	Dixie N2	L	61	63
D28	Duke	Dixie N2	L-ot	75	79
J4	North Carolina (4)	A	L	45	71
J9	South Carolina	H	W	87	63
J11	Virginia	H	W	81	72
J14	Clemson	H	L	72	81
F1	Duke	H	L	56	70
F8	Maryland (8)	H	L	67	74
F13	North Carolina (11)	H	L	57	60
F15	Duke (8)	A	L	59	71
F19	Temple (6)	H	L	49	61
F22	South Carolina	A	W	72	59
F24	Clemson	A	L	76	86
M1	NC State (11)	A	L	70	91
M6	Duke (6)	ACC N2	L	44	51

1-Columbus, Ga.; 2-Raleigh, N.C.

1958-59 (10-14, 5-9 ACC)

D2	Davidson	A	W	56	52
D6	NC State (5)	A	L-ot	52	56
D9	Tennessee (6)	A	L	50	61
D11	Florida State	H	W	73	64
D18	Virginia	A	W	83	76
D20	Maryland	A	L	65	68
D29	Cincinnati (2)	Dixie N1	L	70	94
D30	Louisville	Dixie N1	L	64	74
D31	Yale	Dixie N1	W	85	76
J3	Clemson	H	W	57	47
J5	Duke	H	L	57	58
J8	North Carolina (3)	A	L	34	44
J14	South Carolina	H	W	88	58
J17	NC State (1)	H	L	59	64
F3	George Washington	H	W	83	81
F7	Maryland	H	W	56	53
F12	North Carolina (2)	H	L	66	75
F14	Saint Joseph's	A	L	67	76
F17	Duke	A	L	78	85
F21	Virginia	H	L-ot	78	81
F23	Clemson	A	L	51	58
F24	South Carolina	A	W	60	53
F28	Dayton	H	W	66	57
M5	Duke	ACC N1	L	71	78

1-Raleigh, N.C.

1959-60 (21-7, 12-2 ACC)

ACC Regular Season Champions

D1	Ohio State (3)	A	L	69	77
D5	NC State	H	W	73	59
D10	Davidson	H	W	90	55
D16	George Washington	A	L	55	75
D17	Virginia	A	W	67	64
D18	Maryland	A	W	54	47
D28	Holy Cross	Dixie N1	W	80	71
D29	[19] Dayton	Dixie N1	W	61	50
D30	[19] North Carolina	Dixie N1	W	53	50
J4	[19] Clemson	H	W	77	62
J9	[8] North Carolina (19)	H*	L	59	62
J13	[13] South Carolina	A	W	74	53
J16	[13] NC State	A	L	45	51
J18	[13] Tennessee	H	W	84	57
J19	Clemson	A	W	83	64
J29	[20] Toledo (13)	A	L	63	70
J30	[20] Dayton (19)	A	L	45	62
F3	Duke	H	W	80	63
F6	Maryland	H	W	65	64
F11	North Carolina (13)	A	W	80	69
F13	South Carolina	H	W	104	94
F17	Virginia	H	W	106	66
F20	Duke	A	W	83	64
F22	Villanova (9)	H	W	89	70
F25	St. Francis (Pa.)	H	W	94	60
M3	[18] Clemson	ACC N1	W	74	59
M4	[18] NC State	ACC N1	W	71	66
M5	[18] Duke	ACC N1	L	59	63

1-Raleigh, N.C.

1960-61 (19-11, 11-3 ACC)

ACC Champions					
NCAA Elite Eight					
D2	Florida	H	W	85	79
D3	Davidson	A	L	59	65
D9	West Virginia	N1	L	73	80
D10	Penn State	N1	W	84	78
D14	NC State (10)	A	W	68	67
D16	Virginia	A	W	88	82
D17	Maryland (12)	A	W	72	60
D29	Marquette	Dixie N2	L	83	91
D30	Wyoming	Dixie N2	W	87	66
D31	NC State (10)	Dixie N2	L	91	99
J4	Clemson	H	W	81	59
J7	Virginia	H	W	88	61
J10	North Carolina (7)	A	L	74	83
J14	NC State	H	W	76	66
J16	Clemson	A	W	86	65
J28	Virginia Tech	H	W	100	84
J31	Saint Joseph's	H	L	70	72
F2	South Carolina	A	W	93	73
F4	Maryland	H	W	78	69
F9	Duke (3)	A	L	90	100
F11	North Carolina (6)	H	L	78	93
F14	Duke (3)	H	W	103	89
F18	Villanova	H*	L	56	60
F23	NYU	A3	L	61	70
F25	South Carolina	H	W	109	83
M2	Maryland	ACC N2	W	98	76
M3	Duke (10)	ACC N3	W	96	81
M14	St. John's	NCAA N3	W	97	74
M17	St. Bonaventure	NCAA N1	W	78	73
M18	Saint Joseph's	NCAA N1	L	86	96

1-Charlotte, N.C.; 2-Raleigh, N.C.; 3-New York, N.Y. (MSG)

1961-62 (22-9, 12-2 ACC)

ACC Champions					
ACC Regular Season Champions					
NCAA Final Four					
D2	[3] Davidson	H	W	96	62
D5	[3] NC State	H	W	77	65
D9	[3] Ohio State (1)	H	L	62	84
D12	[3] Florida	A	L	65	71
D15	[3] Virginia	A	W	84	65
D16	[3] Maryland	A	L	62	79
D30	Duke (10)	N1	L	73	75
J2	Minnesota	H	W	79	70
J6	Clemson	H	W	81	54
J10	North Carolina	H	W	91	72
J12	St. Francis (Pa.)	A	W	71	66
J13	Saint Joseph's	A	L	63	65
J27	Duke (7)	A	L	68	82
J31	West Virginia	A2	L	99	101
F2	South Carolina	A	W	78	74

F3	Clemson	A	W	83	82
F8	Virginia Tech	A	L	81	87
F10	North Carolina	A	W	87	80
F12	Virginia	H	W	116	67
F15	Duke (7)	H	W	97	79
F17	Maryland	H	W	81	78
F21	NC State	A	W	69	62
F24	South Carolina	H	W	97	85
M1	Virginia	ACC N3	W	81	58
M2	South Carolina	ACC N3	W	88	75
M3	Clemson	ACC N3	W	77	66
M12	Yale	NCAA N4	W-ot	92	82
M16	Saint Joseph's	NCAA N5	W-ot	96	85
M17	Villanova	NCAA N5	W	79	69
M23	Ohio State (1)	NCAA FF N6	L	68	84
M24	UCLA	NCAA FF N6	W	82	80

1-Greensboro, N.C.; 2-Charleston, W.Va.; 3-Raleigh, N.C.; 4-Philadelphia, Pa.; 5-College Park, Md.; 6-Louisville, Ky.

1962-63 (16-10, 11-3 ACC)

YEAR-BY-YEAR RESULTS

D21	Purdue	A	L	83	86
D29	Florida	Gator Bowl N1	L	65	83
D30	Georgia	Gator Bowl N1	W	83	76
J2	Duke (8)	N2	L	86	91
J6	North Carolina	H	W	107	85
J9	Virginia Tech	A	W-ot	86	85
J12	Georgia Tech	A	W	97	78
J14	Maryland	H	L-2ot	85	93
J16	Duke (10)	A	L	77	105
J30	Davidson (6)	N2	L	71	78
F1	Clemson	H	W	82	75
F3	South Carolina	A	L	70	77
F6	Saint Joseph's (3)	H	L	91	117
F9	North Carolina	A	L	91	107
F13	Duke (6)	H	L	80	93
F16	Clemson	A	L	65	84
F20	Temple	H	W	89	80
F22	Virginia	A	W-ot	74	72
F27	NC State	A	L	81	87
M4	North Carolina	ACC N3	W	92	76
M5	Duke (8)	ACC N3	L	81	101

1-Jacksonville, Fla.; 2-Greensboro, N.C.; 3-Raleigh, N.C.




JACK MURDOCK
1966
8-18 (.565)
1 season

1965-66 (8-18, 4-10 ACC)

D1	Davidson	A	W	87	86
D4	Maryland	A	L	66	87
D6	Virginia	A	L	94	97
D11	NC State	H	L	75	101
D13	Vanderbilt (4)	A	L	82	102
D17	Duquesne	H	W	94	80
D28	Ohio State	A	L	81	88
D30	Cincinnati	A	L	87	117
J1	Duke (1)	N1	L	76	92
J5	North Carolina	H	L	83	99
J8	Georgia Tech	H	W	96	80
J10	Virginia	H	W	99	87
J12	Saint Joseph's (4)	A	L	72	97
J15	Duke (1)	A	L	81	101
J29	Davidson	N1	W-ot	82	80
F1	Clemson	H	L	71	72
F3	North Carolina	A	L	87	115
F5	South Carolina	H	W	93	62
F7	Maryland	H	L-ot	78	86
F10	Virginia Tech	A	L	85	110
F12	South Carolina	A	W	65	63
F14	Clemson	A	L	89	104
F19	Virginia Tech	H	L	84	90
F22	Duke (2)	H	W-ot	99	98
F26	NC State	A	L	100	121
M3	Duke (3)	ACC N2	L	73	103

1-Greensboro, N.C.; 2-Raleigh, N.C.



JACK McCLOSKEY
1967-72
70-89 (.440)
6 seasons

1966-67 (9-18, 5-9 ACC)

D1	Davidson	A	L	63	76
D3	NC State	A	W	87	67
D6	Virginia Tech	H	W-ot	78	75
D10	Vanderbilt	H	L	82	88
D15	Cincinnati (10)	H	L	58	59
D17	Duquesne	A	L	71	89
D20	Maryland	A	W	68	59
D21	Temple	A	L	58	84
D30	Duke	N1	L	73	78
J4	North Carolina (3)	H	L	74	76
J7	Virginia	H	W	84	77
J9	Virginia Tech	A	L	70	82

J14	VMI	A	W	71	70
J28	Davidson	N1	W	88	74
J31	Clemson	H	W	90	80
F4	South Carolina	H	L	60	77
F9	North Carolina (2)	A	L-ot	73	75
F11	Clemson	A	L	68	70
F13	South Carolina	A	L	66	83
F16	Virginia	A	L	67	81
F19	Saint Joseph's	H	L	66	79
F21	Duke	A	L	84	97
F25	NC State	H	L-ot	59	64
F28	Duke	H	L	71	113
M4	Maryland	H	W	78	64
M9	Clemson	ACC N1	W-2ot	63	61
M10	North Carolina (4)	ACC N1	L	79	89

1-Greensboro, N.C.

1967-68 (5-21, 3-11 ACC)

D2	NC State	H	L	63	79
D6	Virginia Tech	A	L	67	71
D9	Auburn	H	L	63	66
D14	Maryland	H	W	73	60
D18	William & Mary	H	W	108	79
D20	Tennessee (9)	A	L	63	81
D22	Oregon	Vanderbilt N1	L	58	76
D23	Seton Hall	Vanderbilt N1	L	70	71
D30	Duke	N2	L	76	103
J3	North Carolina (3)	A	L	62	74
J6	VMI	H	W	92	60
J8	Virginia	H	W	97	90
J10	South Carolina	A	L	73	88
J13	Temple	H	L	73	84
J27	Davidson	N2	L	52	75
J30	Clemson	A	L	67	70
F3	South Carolina	H	L	76	80
F8	North Carolina (3)	H	L	60	80
F10	Clemson	H	L	66	78
F14	Duke (10)	A	L	65	105
F17	Maryland	A	L	74	87
F19	Virginia	A	L	87	100
F22	Duke (8)	H	L	41	50
F24	NC State	A	W	72	66
F28	Saint Joseph's	A	L	69	85
M7	North Carolina (5)	ACC N3	L	70	83

1-Nashville, Tenn.; 2-Greensboro, N.C.; 3-Charlotte, N.C.

1968-69 (18-9, 8-6 ACC)

N30	Florida Southern	H	W	88	72
D4	South Carolina	H	L	63	68
D7	Temple	A	W	87	86
D12	Baldwin-Wallace	H	W	110	83
D14	Maryland	A	W	95	87
D17	William & Mary	N1	W	98	58
D20	Duke	N2	W	106	78
D27	Washington	Triangle N3	W	81	70
D28	NC State	Triangle N3	L	67	69
J3	Maryland	H*	W	93	71
J4	Virginia	H*	W	90	66
J8	Duke	H	L	81	85
J11	NC State	A	W	88	79
J15	Davidson (4)	A	L	82	90
J18	North Carolina (2)	H	L	89	94
F3	South Carolina (19)	A	L	62	73
F6	North Carolina (2)	A	L	76	84
F8	Virginia Tech	H	W	79	71
F12	Duke	A	L	93	122
F15	American	H	W	105	81
F18	Clemson	H	W	100	84
F20	NC State	H	W	52	49
F22	Saint Joseph's	H	W	87	77
F27	Clemson	A	W-2ot	112	104
M1	Virginia	A	W	87	84
M6	NC State	ACC N4	W	81	73
M7	North Carolina (7)	ACC N4	L	72	80

1-Fort Eustis, Va.; 2-Greensboro, N.C.; 3-Raleigh, N.C.; 4-Charlotte, N.C.

1969-70 (14-13, 6-8 ACC)

D1	Ohio State (18)	H	L	92	96
D6	Auburn	A	W	95	81
D10	Appalachian State	H	W	71	49
D13	Maryland	A	W	104	87
D17	East Carolina	H	W	53	52
D23	Duke	N1	L	90	98
D27	Columbia	H	L	78	101
D29	Connecticut	Quaker City N2	W	103	77

D30	Brigham Young	Quaker City N2	W	108	93
J2	Virginia	N1	W	65	58
J3	Maryland	H*	L	88	96
J7	Duke (19)	A	L-ot	72	78
J10	NC State (10)	H	L	72	75
J15	Virginia	A	W	90	79
J17	North Carolina (7)	A	W	91	90
J31	Davidson	H	W	74	73
F5	North Carolina (7)	H	W	88	85
F7	Florida Southern	H	W	94	68
F9	South Carolina (2)	A	L	54	81
F11	Duke	H	L	65	67
F14	Virginia Tech	A	L	78	94
F18	Clemson	H	W	97	71
F21	NC State (12)	A	L	86	104
F23	South Carolina (4)	H	L	51	67
F28	Clemson	A	L	95	105
M5	Duke	ACC N3	W	81	73
M6	South Carolina (3)	ACC N3	L	63	79

1-Greensboro, N.C.; 2-Philadelphia, Pa.; 3-Charlotte, N.C.

1970-71 (16-10, 7-7 ACC)

D1	Appalachian State	H	W	96	66
D8	Temple	A	W	71	55
D5	Tennessee (17)	H	L	59	60
D12	Maryland	A	L	71	72
D14	William & Mary	H	W	93	70
D18	Duke	Big 4 N1	W	83	77
D19	NC State	Big 4 N1	L	70	73
D29	Georgetown	Gold Coast N2	W	90	88
D30	Jacksonville (9)	Gold Coast N2	W	78	77
J2	Virginia Tech	H	W	92	81
J6	Duke	H	L	67	68
J9	NC State	A	W	83	76
J13	Virginia	A	L	81	86
J16	North Carolina (15)	H	W	96	84
J30	Davidson	A	W	64	60
F4	North Carolina (16)	A	L	75	93
F6	Florida Southern	H	W	103	68
F10	Duke	A	L	78	83
F13	Virginia	H	W	95	71
F16	Clemson	H	W	74	57
F20	NC State	H	W	89	85
F24	South Carolina (7)	A	L	64	84
F26	Clemson	A	W	64	54
M2	Maryland	H	W	72	66
M6	South Carolina (6)	H	L	73	88
M11	Virginia	ACC N1	L	84	85

1-Greensboro, N.C.; 2-West Palm Beach, Fla.

1971-72 (8-18, 3-9 ACC)

D1	Canisius	H	L	87	94
D4	Rice	H	W	100	62
D8	William & Mary	A	W	75	60
D17	North Carolina (4)	Big 4 N1	L	76	99
D18	Duke	Big 1 N1	L	58	70
D21	Yale	H	L	75	85
D29	Duquesne	Steel Bowl N2	L	55	56
D30	Navy	Steel Bowl N2	L	62	72
J3	Virginia (11)	H	L	64	74
J5	Florida Southern	H	W	87	64
J10	Maryland (12)	H*	L	46	49
J15	Virginia Tech	A	L	60	70
J19	North Carolina (3)	A	L	77	92
J22	South Florida	H	W	95	68
J26	Duke	A	L	66	77
J29	Davidson	H	L	66	80
F3	North Carolina (4)	H*	L	59	71
F5	Temple	H	W	57	51
F9	Duke	H	W	62	57
F12	Virginia (6)	A	L	67	74
F16	Clemson	H	W	59	51
F19	NC State	A	L	76	84
F26	Clemson	A	W	70	63
M1	Maryland (18)	A	L-ot	56	64
M4	NC State	H	L	78	86
M9	Virginia (15)	ACC N1	L	65	74

1-Greensboro, N.C.; 2-Pittsburgh, Pa.



CARL TACY
1973-85
222-149 (.599)
13 seasons

1972-73 (12-15, 3-9 ACC)

D1	Florida Southern	Twin City H	W	60	52
D2	Alabama	Twin City H	W	94	88
D6	William & Mary	A	W	86	71
D8	Virginia	H	L	62	75
D15	NC State (6)	Big 4 N1	L	83	88
D16	Duke	Big 4 N1	L	67	80
D23	Canisius	A	L	71	92
D28	Tulane	Palmetto N2	W	95	66
D29	Brown	Palmetto N2	W	65	59
J3	VMI	H	W	71	57
J6	Duke	H	W	83	80
J10	Niagara	H	W	85	79
J17	North Carolina (4)	H*	L	80	99
J22	Maryland (3)	A	L	76	105
J25	William & Mary	H	W	93	79
J27	Davidson	A	L	82	86
J31	North Carolina (8)	A	L	51	69
F3	Virginia Tech	H	L	67	71
F7	Duke	A	L	71	84
F10	Virginia	A	L	73	104
F14	Clemson	A	L	61	86
F17	NC State (2)	H	L	59	81
F24	Clemson	H	W	58	55
F28	Maryland (9)	H	W	62	60
M3	NC State (2)	A	L	77	100
M8	North Carolina (8)	ACC N1	W-ot	54	52
M9	Maryland (10)	ACC N1	L	65	73

1-Greensboro, N.C.; 2-Charleston, S.C.

1973-74 (13-13, 3-9 ACC)

N30	Rice	A	W	75	70
D4	West Virginia	A	W	86	

YEAR-BY-YEAR RESULTS

J25	NC State (5)	A	L	80	106
J29	North Carolina (10)	A	L	91	101
F1	Virginia Tech	H	W	90	72
F5	Duke	A	L	68	75
F8	Virginia	A	L	58	71
F12	Clemson (18)	H	L	54	71
F15	NC State (5)	H	L	87	89
F19	Davidson	A	W	78	69
F22	Long Island	H	W	83	82
F26	Fairleigh Dickinson	H	W	89	55
M6	North Carolina (12)	ACC N2	L-ot	100	101

1-Portland, Ore.; 2-Greensboro, N.C.

1975-76 (17-10, 5-7 ACC)

N29	Richmond	H	W	94	90
D3	West Virginia	H	W	93	80
D6	George Washington	A	W	78	77
D9	William & Mary	H	W	82	69
D18	Appalachian State	H	W	107	63
D26	Saint Joseph's	Gator Bowl N1	W	107	83
D27	Florida	Gator Bowl N1	W-ot	78	75
D30	Rhode Island	H	W	89	77
J2	North Carolina (3)	Big 4 N2	W	95	83
J3	NC State (9)	Big 4 N2	W	93	78
J7	[7] Virginia	A	L	58	63
J10	[7] Maryland (2)	H*	W	96	93
J14	[5] North Carolina (7)	A	L	74	99
J17	[5] Clemson	H	L	81	86
J21	[14] Duke	A	L-ot	93	97
J24	[14] Illinois State	H	L	79	81
J28	North Carolina (4)	H	L-ot	85	88
J31	St. Francis (Pa.)	A	W	97	69
F4	Duke	H	W	89	87
F7	Virginia	H	W	82	78
F11	Clemson	A	W	84	77
F14	NC State (12)	A	L	85	87
F18	Davidson	H	W	104	72
F21	Virginia Tech (18)	A	L	95	102
F25	Maryland (10)	A	L	91	105
F28	NC State (15)	H	W	98	96
M4	Clemson	ACC N3	L	63	76

1-Jacksonville, Fla.; 2-Greensboro, N.C.; 3-Landover, Md.

1976-77 (22-8, 8-4 ACC)

NCAA Elite Eight

N26	Duke	Big 4 N1	W	81	80
N27	North Carolina (3)	Big 4 N1	W-ot	97	96
D1	[14] East Tennessee St.	H	W	94	63
D3	[14] Washington	H	W	92	75
D8	[11] William & Mary	A	W-ot	90	84
D18	[10] UNC Asheville	H	W	84	73
D21	[9] Fairleigh Dickinson	H	W	99	63
D28	[7] Mississippi State	ODU N2	L	83	88
D29	[7] Dartmouth	ODU N2	W	84	61
J1	[7] Richmond	A	W	84	73
J5	[10] Virginia	H	W	67	63
J8	[10] Maryland (15)	A	W-ot	86	85
J13	[7] North Carolina (5)	H	L	75	77
J15	[7] Clemson (17)	A	W	84	82
J19	[9] Duke	H	W	85	73
J22	[9] Charlotte	N1	W	74	72
J26	[10] North Carolina (4)	A	W	67	66
J29	[10] Appalachian State	H	W	83	73
F2	[5] Duke	A	W	89	80
F5	[5] Virginia	A	W	80	72
F8	[4] Clemson (15)	H	L	66	70
F12	[4] NC State	H	W	84	77
F16	[7] Davidson	A	W	70	68
F19	[7] Virginia Tech	H	L-ot	97	98
F22	[11] Maryland	H*	L	80	81
F26	[11] NC State	A	L	85	91
M3	[16] Virginia	ACC N1	L	57	59
M12	Arkansas (18)	NCAA N3	W	86	80
M17	[9] Southern Illinois	NCAA N4	W	86	81
M19	[9] Marquette (7)	NCAA N4	L	68	82

1-Greensboro, N.C.; 2-Norfolk, Va.; 3-Norman, Okla.; 4-Oklahoma City, Okla.

1977-78 (19-10, 6-6 ACC)

N26	[17] UNC Wilmington	A	W	83	79
N28	[17] Oregon State	H	W	94	74
D2	[18] NC State	Big 4 N1	L	77	79
D3	[18] Duke	Big 4 N1	L	84	97
D7	East Tennessee State	A	W	70	69
D10	Richmond	H	W	103	73
D17	Indiana St.-Evansville	H	W	118	73

D21	Seattle	A	W	85	67
D23	Washington	A	W	77	70
J4	Virginia (13)	A	L	60	67
J7	Maryland (15)	H*	W	84	75
J10	UNC Asheville	H	W	94	76
J14	Clemson	H*	W-ot	91	90
J15	North Carolina (2)	A	L	69	71
J18	Duke (17)	H	W	79	60
J26	North Carolina (3)	H	W	71	62
J28	Appalachian State	N1	W	82	71
F2	Duke (17)	H	W	79	60
F4	Virginia (11)	H	W	74	62
F8	[14] Clemson	A	L	81	91
F11	[14] NC State	A	L	77	88
F13	[14] Rhode Island	A1	L	77	89
F15	Davidson	H	W	115	82
F18	Virginia Tech	A	W	88	74
F22	Maryland	A	L	89	91
F25	NC State	H	W	87	81
M1	Virginia	ACC N2	W	72	61
M2	North Carolina (10)	ACC N2	W	82	77
M4	Duke (15)	ACC N2	L	77	85

1-Providence, R.I.; 2-Greensboro, N.C.

1978-79 (12-15, 3-9 ACC)

N24	Jacksonville	A	W	70	68
D1	North Carolina (14)	Big 4 N1	L	55	73
D2	NC State (6)	Big 4 N1	L	70	77
D6	East Tennessee State	H	W	93	78
D9	Temple	H*	L	79	86
D16	Appalachian State	H	W	83	71
D20	Penn	A	L	66	88
D22	Richmond	A	W-2ot	93	89
D26	UNC Asheville	H	W	91	70
D30	Fairleigh Dickinson	H	W	88	59
J3	Virginia	H	L	75	88
J6	Maryland (20)	A	W	66	60
J10	North Carolina (3)	H	W	59	56
J13	Clemson	A	L-2ot	66	71
J18	Duke (8)	A	L	69	81
J20	Rollins	H	W	100	79
J22	Davidson	A	L	72	75
J25	North Carolina (2)	A	L	69	76
J27	Rhode Island	H*	W-ot	69	67
J31	Duke (3)	H	L	60	75
F3	Virginia	A	L	76	83
F7	Clemson	H*	L	74	85
F10	NC State	H	W	60	56
F15	Georgia Southern	H	W	77	69
F20	Maryland	H*	L	53	54
F24	NC State	A	L	66	90
M1	Duke (5)	ACC N1	L	56	58

1-Greensboro, N.C.

1979-80 (13-14, 4-10 ACC)

N30	Duke (3)	Big 4 N1	L	70	72
D1	NC State	Big 4 N1	L	65	70
D4	Penn	H	W	88	58
D6	Florida Southern	H	W	81	62
D8	Fairleigh Dickinson	H	W	87	58
D15	Temple	A	L	69	74
D19	Richmond	H	W	92	75
D22	American	H	W	81	72
D29	UNC Asheville	H	W	90	64
J2	Virginia (13)	A	L	59	64
J5	Maryland	H	L	76	84
J9	North Carolina (15)	A	L	68	72
J12	Clemson (18)	H	W	86	83
J16	Duke (5)	A	L	66	67
J19	Appalachian State	H	W	87	61
J23	North Carolina (13)	H	L	61	73
J26	Georgia Tech	A	W	67	59
J30	Duke (5)	H	L	61	82
F2	Virginia (13)	H	W	79	77
F6	Clemson (16)	A	L	67	86
F9	Jacksonville	H	W	69	56
F11	NC State	A	L	40	52
F13	Davidson	H	W	61	53
F16	Georgia Tech	H	W	49	48
F20	Maryland (9)	A	L	77	83
F23	NC State	H	L	41	44
F28	North Carolina (10)	ACC N1	L	62	75

1-Greensboro, N.C.

1980-81 (22-7, 9-5 ACC)

NCAA Second Round

N29	Jacksonville	H*	W	57	44
D1	Johns Hopkins	H	W	111	58
D5	NC State	Big 4 N1	W	87	57
D6	North Carolina (10)	Big 4 N1	W	82	71
D8	John Carroll	H	W	110	59
D11	[13] Florida Southern	H	W	98	73
D19	[12] Santa Clara	Cable Car A	W	75	68
D20	[12] Alabama	Cable Car N2	W	79	66
D30	[8] Davidson	A	W	83	70
J3	[8] Georgia Tech	H	W	87	61
J7	[6] Appalachian State	H	W	63	42
J10	[6] Clemson (20)	H	W	73	71
J14	[5] Duke	A	W	76	73
J17	[5] NC State	H	W	60	52
J22	[3] North Carolina (17)	H	L	60	74
J24	[3] UNC Asheville	H	W	99	68
J28	[6] Virginia (1)	A	L	73	83
J31	[6] Marquette	H	W	83	60
F4	[8] Maryland (13)	H	W	67	60
F7	[8] Georgia Tech	A	W	86	56
F11	[7] North Carolina (10)	A	W	84	68
F14	[7] Duke	H	W	58	52
F18	[5] Clemson	A	L	71	81
F21	[5] Maryland (20)	A	L	80	94
F25	[12] Virginia (3)	H	W-ot	73	66
F28	[12] NC State	A	L	65	66
M5	[11] Clemson	ACC N3	W	80	71
M6	[11] North Carolina (12)	ACC N3	L	57	58
M15	[11] Boston College	NCAA N4	L	64	67

1-Greensboro, N.C.; 2-Santa Clara, Calif.; 3-Landover, Md.; 4-Tuscaloosa, Ala.

1981-82 (21-9, 9-5 ACC)

NCAA Second Round

N28	[13] Richmond	A	L	61	64
D2	Rollins	H	W	73	47
D5	American	H	W	66	63
D8	Davidson	H	W	82	63
D12	Marquette	A	W-ot	68	65
D19	Appalachian State	H	W	79	57
D21	UNC Wilmington	H	W	98	72
D28	LSU	Sugar Bowl N1	L	64	70
D29	Purdue	Sugar Bowl N1	W	76	68
J2	Georgia Tech	A	W	74	56
J6	Johns Hopkins	H	W	86	43
J9	Clemson	A	W	68	54
J13	Duke	H*	W	58	48
J17	NC State (12)	H*	L	50	52
J21	North Carolina (1)	A	W	55	48
J23	Rider	H	W	92	56
J27	[18] Virginia (3)	H*	L	66	69
J31	[18] Arkansas (12)	A	W	49	48
F3	[13] Maryland	A	L	56	61
F6	[13] Georgia Tech	H*	W	53	38
F10	[16] Clemson	H*	W	94	76
F13	[16] Duke	A	W	86	71
F17	[14] North Carolina (2)	H*	L	51	69
F20	[14] Maryland	H*	W	48	42
F24	[18] Virginia (1)	A	L	66	84
F27	[18] NC State	A	W	50	46
M5	[16] Duke	ACC N2	W	88	53
M6	[16] Virginia (3)	ACC N2	L-ot	49	51
M11	[18] Old Dominion	NCAA N3	W	74	57
M13	[18] Memphis St. (19)	NCAA N3	L	55	56

1-New Orleans, La.; 2-Greensboro, N.C.; 3-Charlotte, N.C.

1982-83 (20-12, 7-7 ACC)

NIT Second Round

D1	Richmond	H	W	60	54
D4	UNC Asheville	H	W	72	54
D7	Davidson	A	W	81	62
D11	Appalachian State	H	W	67	46
D20	Drexel	H	W	89	60
D22	Robert Morris	H	W	100	69
D27	Saint Joseph's	Holiday N1	W	88	65
D29	St. John's	Holiday N1	L	65	72
J3	Siena	H	W	70	55
J5	Buffalo	H	W	121	56
J8	Georgia Tech	H*	W	60	53
J15	Clemson	H*	W	89	76
J17	William & Mary	A	L	63	80
J19	Duke	A	W	88	84
J22	NC State	H*	W	91	73
J27	[19] North Carolina (3)	H*	L	78	80

J30	[19] Arkansas (12)	H*	L	65	68
F3	Virginia (3)	A	L	75	89
F6	Marquette	H*	W	78	65
F9	Maryland	H*	W	79	66
F12	Georgia Tech	A	L	69	70
F16	Clemson	A	W	86	82
F19	Duke	H*	W	110	104
F24	North Carolina (11)	A	L	85	100
F26	Maryland	A	L	75	83
M2	Virginia (2)	H*			

YEAR-BY-YEAR RESULTS



BOB STAAK
1986-89

45-69 (.395)
4 seasons

1985-86 (8-21, 0-14 ACC)

N23	Rollins	H	W	58	55
N26	Charlotte	A	W	68	67
N30	Richmond	A	L	43	66
D4	Davidson	H	W	67	63
D7	Boston College	H	L	60	62
D17	Georgia Southern	H	W	64	61
D19	NC State	A	L	64	77
D21	Temple	A	L-ot	59	64
D27	Washington State	Rainbow N1	L	71	74
D29	Hawaii	Rainbow A	W	75	68
D30	Bradley	Rainbow N1	L	72	86
J4	Maryland-Eastern Shore	H	W	70	46
J6	Clemson	A	L	64	91
J8	Georgia Tech (5)	A	L	58	72
J11	North Carolina (1)	H*	L	65	89
J16	Duke (3)	A	L	63	92
J18	NC State	H*	L	44	45
J22	Virginia	A	L	47	54
J25	Clemson	H	L	43	46
J28	Maryland	A	L	55	77
F1	Duke (5)	H*	L	58	68
F5	East Carolina	H	W	65	60
F6	Virginia	H*	L	53	69
F8	North Carolina (1)	A	L	62	91
F15	Charlotte	H	L	61	62
F19	Georgia Tech (5)	H	L	49	59
F26	Maryland	H*	L	48	59
M1	Stetson	H	W	69	61
M7	Duke (1)	ACC N2	L	60	68

1-Honolulu, Hawaii; 2-Greensboro, N.C.

1986-87 (14-15, 2-12 ACC)

D1	Coastal Carolina	H	W	80	55
D3	Davidson	A	W	75	60
D17	Baptist	H	W	70	65
D20	UNC Wilmington	H	W	57	56
D22	Virginia Tech	A1	W#	68	76
D29	Santa Clara	Cable Car A	L	55	60
D30	Michigan State	Cable Car N2	L	62	71
J3	Georgia Tech (18)	H	L-ot	59	65
J5	Maryland-Eastern Shore	H	W	105	60
J7	Appalachian State	H	W	62	37
J10	Clemson (20)	H*	L-ot	88	91
J12	Lehigh	H	W	74	51
J15	NC State (17)	A	L	67	75
J17	Duke (14)	A	L	49	69
J22	North Carolina (2)	H*	L	53	79
J24	Virginia	A	L	63	78
J28	Richmond	H	W-ot	64	61
J31	Duke (13)	H*	L-ot	60	62
F2	Maryland	H	W	69	58
F5	Winthrop	A	W	71	59
F7	Georgia Tech	A	L	69	83
F11	North Carolina (3)	A	L	85	94
F14	Charlotte	H	W	84	76
F18	Clemson (10)	A	L	71	87
F22	Maryland	A	W	75	68
F25	Virginia	H*	L	45	59
F28	NC State	H*	L-ot	76	80
M6	Clemson (13)	ACC N3	W	69	62
M7	NC State	ACC N3	L-2ot	73	77

1-Roanoke, Va.; 2-Santa Clara, Calif.; 3-Landover, Md.

#- Won by forfeit

1987-88 (10-18, 3-11 ACC)

N30	Siena	H	L	67	72
D3	Davidson	H	W	78	65
D5	Furman	H	L	68	80
D15	Campbell	H	W	89	63
D18	Canisius	Josten N1	W	82	72
D19	Villanova	Josten N1	L	70	83
D22	Coastal Carolina	H	L-ot	104	106
D29	Purdue (11)	Palm Beach N2	L	73	81
D30	American	Palm Beach N2	W	79	66

J2	Maryland	A	L	76	93
J10	Georgia Tech	A	L	66	78
J13	Winthrop	H	W	60	56
J16	Clemson	A	L	62	75
J20	NC State (20)	H*	W	71	67
J23	Duke (9)	H*	L	70	103
J28	North Carolina (3)	H*	W	83	80
J30	Virginia	A	L	64	69
F3	UNC Wilmington	H	W	61	58
F6	Marquette	A	L	57	76
F11	Duke (8)	A	L	67	98
F13	Georgia Tech	H*	L	75	78
F17	North Carolina (5)	A	L	62	80
F20	East Tennessee State	H	W	87	66
F24	Clemson	H*	W	79	73
F27	Maryland	H*	L	65	70
M2	Virginia	H	L-2ot	67	69
M6	NC State (16)	A	L	82	86
M11	North Carolina (9)	ACC N3	L	62	83

1-Philadelphia, Pa. (Palestra); 2-West Palm Beach, Fla.; 3-Greensboro, N.C.

1988-89 (13-15, 3-11 ACC)

N28	Richmond	H	L	61	74
N30	Davidson	A	W	56	47
D3	Wyoming	N1	W	82	77
D7	Evansville	H	W	79	73
D10	Campbell	H	W	101	62
D21	Duke (1)	A	L	88	94
D27	Fairfield	Lobo N2	W	75	59
D28	New Mexico	Lobo A	L	71	76
J2	UNC Wilmington	A	W	72	61
J4	Maryland	H	W	70	60
J7	Georgia Tech (19)	H*	L	75	84
J11	Stetson	A	W	84	73
J14	Clemson	H*	L	71	75
J18	NC State (15)	A	L	64	82
J21	Duke (1)	H*	W	75	71
J25	North Carolina (7)	H*	L	74	88
J28	Virginia	A	L	69	88
F1	East Tennessee State	A	L	94	98
F4	Marquette	H	W	70	67
F6	Coppin State	H	W	69	52
F11	Georgia Tech (20)	A	L	70	75
F16	North Carolina (8)	A	L	76	99
F18	Old Dominion	H	W	88	83
F22	Clemson	A	L	83	94
F25	Maryland	A	W	75	61
M1	Virginia	H*	L	72	81
M4	NC State (20)	H*	L-4ot	103	110
M10	Duke (7)	ACC N3	L	64	88

1-Denver, Colo.; 2-Albuquerque, N.M.; 3-Atlanta, Ga.



DAVE ODOM

1990-2001

240-132 (.645)
12 seasons

1989-90 (12-16, 3-11 ACC)

N25	Davidson	H	W	84	65
N30	Evansville	A	W-ot	69	64
D2	Cornell	H	W	80	49
D5	Seton Hall	ACC/BE N1	L-ot	74	76
D9	Campbell	H	W	77	43
D19	UNC Wilmington	H	W	61	56
D21	Alabama (20)	H	W	67	65
D28	Purdue	Fiesta Bowl N2	L	52	66
D29	Penn State	Fiesta Bowl N2	L	63	67
J4	Maryland	A	L	82	88
J6	Georgia Tech (12)	H	L	79	91
J10	East Tennessee State	H	W	73	69
J13	Clemson	A	L	57	76
J15	Richmond	A	L	49	51
J18	NC State (19)	H	L	57	61
J20	Duke (8)	H	L	69	97
J22	North Carolina	A	L	61	73
J28	Virginia	H	L-ot	70	71
F3	Old Dominion	A	W	60	58
F7	Georgia Tech (16)	A	L	70	79
F11	North Carolina	H	L	67	72

F13	William & Mary	H	W	77	52
F18	Duke (6)	A	L	56	71
F21	Clemson	H	L	75	89
F24	Maryland	H	W	84	74
M1	Virginia	A	W	51	50
M4	NC State	A	L	93	91
M9	Clemson	ACC N3	L	70	79

1-Greensboro, N.C.; 2-Tucson, Ariz.; 3-Charlotte, N.C.

1990-91 (19-11, 8-6 ACC)

NCAA Second Round

N23	Howard	H	W	108	74
N24	Fairleigh Dickinson	H	W	67	55
N27	Alabama (6)	A	L-ot	95	96
D1	Tulane	A	W	81	79
D6	Villanova	ACC/BE N1	L	82	91
D8	Davidson	A	W	72	56
D22	Richmond	H	W	82	56
J2	Maryland	H	W	74	62
J6	Georgia Tech (24)	A	L	91	101
J9	Colorado	H	L	72	89
J12	Clemson	A	W-ot	93	88
J14	Duke (14)	A	L	67	89
J19	NC State	H	W	97	76
J23	North Carolina (7)	H	L	81	91
J28	Miami	H	W	72	66
J31	Winthrop	H	W	71	48
F2	Virginia (15)	A	L	80	83
F4	William & Mary	A	W	93	74
F6	Bucknell	H	W	83	67
F9	Georgia Tech	H	W	86	74
F10	Virginia (11)	H	W	74	66
F13	North Carolina (8)	A	L	70	85
F16	Duke (5)	H	W	86	77
F23	Maryland	A	L	78	86
F24	Clemson	H	W	81	55
F27	New Hampshire	H	W	65	49
M2	NC State	A	W	89	84
M8	Virginia	ACC N2	L	66	70
M15	Louisiana Tech	NCAA N3	W	71	65
M17	Alabama (24)	NCAA N3	L	88	96

1-Chapel Hill, N.C.; 2-Charlotte, N.C.; 3-Atlanta, Ga.

1991-92 (17-12, 7-9 ACC)

NCAA First Round

N23	[22] UNC Greensboro	H	W	87	59
N25	[22] The Citadel	H	W	97	57
N30	[22] Fairfield	H	W	91	62
D2	[23] Connecticut (12)	ACC/BE A	L	75	84
D7	[23] Fairleigh Dickinson	A	W	66	43
D18	[21] VMI	H	W	74	43
D21	[21] Richmond	A	W	74	60
J4	[20] Clemson	A	W	73	58
J6	[19] Samford	H	W	74	45
J8	[19] Virginia	A	L	53	58
J11	[19] Florida State	H	L-ot	85	88
J16	North Carolina (14)	H	L	79	90
J18	Georgia Tech (16)	H	W	86	72
J22	Maryland	A	W	86	76
J25	Duke (1)	A	L	68	84
J29	NC State	H	W	86	73
F1	Florida State (23)	A	L	78	79
F3	Tulane (14)	H	W	69	66
F8	North Carolina (9)	A	L	78	80
F12	Clemson	H	W	60	48
F15	Virginia	H	W	69	60
F19	Davidson	H	W	76	62
F23	Duke (1)	H	W	72	68
F27	Georgia Tech	A	L	61	80
M1	Temple	H	W	83	75
M5	Maryland	H	L	66	77
M7	NC State	A	L	74	77
M13	North Carolina (20)	ACC N1	L	65	80
M20	Louisville	NCAA N2	L	58	81

1-Charlotte, N.C.; 2-Tempe, Ariz.

1992-93 (21-19, 10-6 ACC)

NCAA Sweet 16

N1	Radford	H	W	81	62
D5	Vermont	H	W	95	76
D15	Rhode Island	H	W	69	65
D19	Richmond	H	W	88	74
D22	California	A1	L	65	81
D28	Davidson	A2	W	71	52
D30	Lafayette	H	W	74	47

J2	Mount St. Mary's	H	W	76	65
J7	Winthrop	H	W	99	65
J9	Florida State (23)	H	L-ot	72	74
J13	Duke (3)	H	L	59	86
J16	Maryland	A	W	86	73
J21	Georgia Tech (16)	A	W	81	58
J24	Clemson	H	W	74	56
J27	Virginia (15)	A	W	75	73
J30	North Carolina (3)	H	W	88	62
F4	[13] NC State	A	W	65	54
F7	[13] Temple	A	W	106	69
F10	[9] Florida State (10)	A	L	94	111
F13	[9] Duke (3)	A	W	98	86
F17	[10] Maryland	H	W	88	64
F20	[10] Georgia Tech	H	L	58	69
F24	[12] Clemson	A	L	74	76
F27	[12] Virginia (22)	H	W	58	56
M3	[14] North Carolina (1)	A	L	65	83
M6	[14] NC State	H	W	80	68
M12	[12] Virginia	ACC N2	L	57	61
M19	[16] Chattanooga	NCAA N3	W	81	58
M21	[16] Iowa (13)	NCAA N3	W	84	78
M25	[16] Kentucky (2)	NCAA N2	L	69	103

1-Oakland, Calif.; 2-Charlotte, N.C.; 3-Nashville, Tenn.

1993-94 (21-12, 9-7 ACC)

NCAA Second Round

N25	Alaska-Anchorage</
-----	--------------------

YEAR-BY-YEAR RESULTS

F8	[11] Florida State	A	L	67	69
F11	[11] Duke	A	W	62	61
F15	[14] Maryland (7)	H	W	63	54
F18	[14] Georgia Tech (18)	H	W	73	62
F22	[10] Clemson	A	W	64	52
F26	[10] Virginia (11)	H	W	66	63
F28	[9] North Carolina (2)	A	W	79	70
M4	[9] NC State	H	W	83	68
M10	[7] Duke	ACC N1	W	87	70
M11	[7] Virginia (11)	ACC N1	W	77	68
M12	[7] North Carolina (4)	ACC N1	W-ot	82	80
M16	[3] North Carolina A&T	NCAA N2	W	79	47
M18	[3] Saint Louis	NCAA N2	W	64	59
M24	[3] Oklahoma St. (14)	NCAA N3	L	66	71

1-Greensboro, N.C.; 2-Baltimore, Md.; 3-East Rutherford, N.J.

1995-96 (26-6, 12-4 ACC)

ACC Champions

NCAA Elite Eight

N25	[11] Mount St. Mary's	H	W	75	62
N29	[10] Oklahoma State	Great 8 N1	W	69	53
D2	[10] Lehigh	H	W	68	53
D6	[10] Massachusetts (3)	A	L	46	60
D9	[10] Florida	A	W	77	53
D18	[12] Appalachian State	H	W	91	50
D21	[12] Utah (13)	H	W	60	56
J2	[12] Furman	H	W	81	49
J6	[12] Florida State	A	W-ot	75	73
J10	[8] Duke (19)	A	W	57	54
J13	[8] Maryland	H	W	77	64
J15	[8] Richmond	H	W	71	60
J17	[6] Georgia Tech	H	W	66	63
J21	[6] Clemson (19)	A	L	41	55
J24	[9] Virginia	H	W	81	64
J27	[9] North Carolina (11)	A	L	59	65
J31	[12] NC State	H	W	66	62
F7	[9] Florida State	H	W	81	67
F11	[9] Duke	H	W	79	65
F15	[8] Maryland	A	W	85	78
F17	[8] Georgia Tech	A	L	63	64
F21	[10] Clemson	H	W	68	48
F24	[10] Virginia	A	L	49	67
F27	[13] North Carolina (19)	H	W	84	60
M2	[13] NC State	A	W	72	70
M8	[12] Virginia	ACC N2	W	70	60
M9	[12] Clemson	ACC N2	W	60	60
M10	[12] Georgia Tech (18)	ACC N2	W	75	74
M15	[9] NE Louisiana	NCAA N3	W	62	50
M17	[9] Texas	NCAA N3	W	65	62
M21	[9] Louisville	NCAA N4	W	60	59
M23	[9] Kentucky (2)	NCAA N4	L	63	83

1-Auburn Hills, Mich.; 2-Greensboro, N.C.; 3-Milwaukee, Wis.; 4-Minneapolis, Minn.

1996-97 (24-7, 11-5 ACC)

NCAA Second Round

N24	[3] VMI	H	W	92	63
N25	[3] The Citadel	A	W	86	52
N29	[3] Davidson	H	W	69	45
D1	[3] Richmond	A	W	80	55
D3	[2] Mississippi State	Great 8 N1	W	74	43
D7	[2] NC State	A	W	53	45
D14	[2] Massachusetts	H	W	71	47
D21	[2] Campbell	H	W	90	53
D31	[2] Utah (7)	A	W	70	59
J4	[2] North Carolina (11)	H	W	81	57
J8	[2] Georgia Tech	A	W	73	63
J11	[2] Duke (10)	A	W	81	69
J15	[2] Virginia	H	W	58	54
J19	[2] Maryland (11)	H	L	51	54
J23	[4] Clemson (2)	A	W	65	62
J25	[4] Florida State	H	W	61	58
J28	[2] Virginia Tech	H	W	61	44
J29	[2] Wofford	H	W	68	51
F1	[2] Maryland (7)	A	W	74	69
F5	[2] Duke (8)	H	L	68	73
F9	[2] Missouri	A	W	73	65
F12	[2] Clemson (7)	H	W	55	49
F16	[2] NC State	H	L-ot	59	60
F19	[4] North Carolina (12)	A	L	60	74
F22	[4] Virginia	A	W	66	60
F25	[5] Georgia Tech	H	W	71	55
M1	[5] Florida State	A	L	55	59
M7	[8] Florida State	ACC N2	W	66	65
M8	[8] North Carolina (5)	ACC N2	L	73	86

M14	[9] St. Mary's	NCAA N3	W	68	46
M16	[9] Stanford (21)	NCAA N3	L	66	72

1-Chicago, Ill.; 2-Greensboro, N.C.; 3-Tucson, Ariz.

1997-98 (16-14, 7-9 ACC)

NIT Second Round

N15	VMI	H	W	88	70
N17	Navy	H	W	67	43
N21	Georgetown	Tooth N1	W	56	54
N24	Liberty	H	W	81	47
N29	Richmond	H	W	71	67
D3	[22] Davidson	A	W	61	56
D6	[22] Utah (11)	H	L	53	62
D17	[23] Marshall	A	L	66	73
D19	[23] Princeton (19)	Jimmy V N2	L-ot	64	73
D22	Radford	H	W	85	53
J4	Virginia	A3	L-ot	64	73
J8	Clemson (24)	H	W	70	66
J10	Georgia Tech	A	L	63	70
J14	Duke (2)	H	L	52	88
J17	Maryland	H	W	72	60
J22	Florida State	A	L	59	83
J25	Missouri	H	W	74	65
J27	Virginia	H	W	62	55
J31	North Carolina (2)	H	L	73	79
F4	NC State	A	W	68	62
F7	Clemson	A	L	46	71
F11	Georgia Tech	H	L	76	77
F14	Duke (2)	A	L	47	78
F19	Maryland (25)	A	W	83	79
F21	Florida State	H	W	69	68
F24	North Carolina (3)	A	L	53	72
M1	NC State	H	W	71	57
M6	Clemson	ACC N4	L	56	75
M12	UNC Wilmington	NIT H	W	56	52
M17	Vanderbilt	NIT H	L	68	72

1-Springfield, Mass.; 2-East Rutherford, N.J.; 3-Richmond, Va.; 4-Greensboro, N.C.

1998-99 (17-14, 7-9 ACC)

NIT Second Round

N10	Illinois	C vs C N1	W-ot	75	73
N11	Temple (7)	C vs C N1	L	48	59
N18	UNC Greensboro	H	W	82	45
N21	Mercer	H	W	81	66
N24	William & Mary	H	W	75	57
N27	Davidson	H	W	59	58
N30	VMI	A	W	75	61
D3	Maryland (2)	A	L	69	92
D12	Virginia Tech	A	W	52	47
D16	Coastal Carolina	H	W	73	46
D19	East Tennessee State	H	W	77	53
D23	Arkansas (19)	H	L	59	75
D28	Utah	A	L	45	63
J2	Virginia	H	W	69	53
J9	Clemson (21)	A	W	64	61
J13	Duke (2)	H	L	72	82
J16	Georgia Tech	A	L	61	74
J20	Florida State	A	L	68	74
J23	North Carolina (10)	H	L	40	52
J28	NC State	A	L	59	70
J31	Maryland (4)	H	W	85	72
F3	Virginia	A	L	54	64
F10	Clemson	H	W	79	69
F13	Duke (1)	A	L	71	102
F16	Georgia Tech	H	W	67	58
F20	Florida State	H	W	67	65
F23	North Carolina (14)	A	L-ot	65	68
F28	NC State	H	W	74	65
M5	NC State	ACC N2	L	52	66
M10	Alabama	NIT H	W	73	57
M15	Xavier	NIT A	L	76	87

1-New York, N.Y. (MSG); 2-Charlotte, N.C.

1999-00 (22-14, 7-9 ACC)

NIT Champions

N20	Campbell	H	W	87	45
N22	Navy	A	W	90	55
N27	Maryland-Eastern Shore	H	W	85	60
N30	Wisconsin	ACC/BIG H	W	67	48
D4	Temple (10)	H	W	77	72
D11	[18] Georgia	N1	L	67	68
D15	[25] UNC Greensboro	H	W	71	62
D17	[25] High Point	H	W	79	35
D20	[23] Arkansas	A	W	70	64

D28	[19] Oregon	Rainbow N2	L	66	67
D29	[19] Ohio	Rainbow N2	W-2ot	84	78
D30	[19] Villanova	Rainbow N2	L	57	70
J4	Florida State	H	L	64	66
J9	Clemson	A	W	67	53
J12	North Carolina (13)	H	W	66	57
J16	NC State	A	L	56	76
J19	Maryland (24)	A	L	51	73
J22	Duke (5)	H	L	61	75
J27	Georgia Tech	A	W	60	46
J30	Virginia	H	L	67	76
F2	Davidson	A	L-ot	49	54
F5	Florida State	A	L	61	66
F8	Clemson	H	W	79	63
F12	North Carolina	A	L	64	87
F15	NC State	H	W	71	53
F19	Maryland (22)	H	L	67	73
F22	Duke (2)	A	L	78	96
F27	Georgia Tech	H	W	76	64
M2	Virginia	A	W	80	75
M10	North Carolina	ACC N3	W	58	52
M11	Duke (3)	ACC N3	L	73	82
M14	Vanderbilt	NIT A	W	83	68
M21	New Mexico	NIT H	W	72	65
M24	California	NIT H*	W	76	59
M28	NC State	NIT N4	W-ot	62	59
M30	Notre Dame	NIT N4	W	71	61


1-Atlanta, Ga.; 2-Honolulu, Hawaii; 3-Charlotte, N.C.; 4-New York, N.Y. (MSG)

2000-01 (19-11, 8-8 ACC)

NCAA First Round

N16	[18] Mount St. Mary's	BEA H	W	108	61
N17	[18] Air Force	BEA H	W	84	44
N20	[17] Richmond	A	W	69	61
N25	[17] Campbell	H	W	86	47
N28	[12] Michigan	ACC/BIG A	W	71	60
D2	[12] South Carolina St.	H	W	66	55
D7	[11] Kansas (3)	H	W	84	53
D16	[6] Georgia	H	W	75	57
D18	[6] Radford	H	W	92	52
D21	[6] Temple	A	W	73	65
D29	[4] Navy	H	W	90	58
J2	[4] Virginia (8)	H	W	96	73
J6	[4] North Carolina (13)	A	L	69	70
J9	[6] Florida State	H	W	76	53
J13	[6] Georgia Tech	A	L-ot	89	95
J17	[10] Maryland (12)	A	L	71	81
J21	[10] Clemson	H	W	71	63
J24	[9] Duke (2)	A	L	62	85
J27	[9] Cincinnati	A	L-ot	72	78
J31	[16] NC State	H	W-ot	74	69
F3	[16] Virginia (11)	A	L	71	82
F6	[19] North Carolina (1)	H	L	74	80
F10	[19] Florida State	A	W	71	65
F14	[23] Georgia Tech	H	W	81	65
F17	[23] Maryland (17)	H	L	57	73
F21	[24] Clemson	A	W	92	60
F24	[24] Duke (4)	H	L	80	82
M4	[23] NC State	A	W	76	58
M9	[22] Maryland (11)	ACC N1	L	53	71
M16	[23] Butler	NCAA N2	L	63	79

1-Atlanta, Ga.; 2-Kansas City, Mo.



SKIP PROSSER
2002-07
126-68 (.649)
6 seasons

2001-02 (21-13, 9-7 ACC)

NCAA Second Round

N12	UNC Wilmington	Pre-NIT H	W	79	78
N16	Arkansas	Pre-NIT A	W	76	71
N18	Elon	H	W	87	67
N21	Fresno State (23)	Pre-NIT N1	W	62	61
N23	Syracuse (18)	Pre-NIT N1	L	67	74
N27	[25] Minnesota	ACC/BIG H	W	85	79
D4	[23] Kansas (4)	A	L	76	83
D7	[23] South Carolina St.	H	W	115	75
D16	[19] Florida State	H	W	93	72

D19	[20] Saint Francis (Pa.)	H	W	89	60
D22	[20] St. John's	A1	L	62	70
D29	[25] Marquette (19)	H	W	65	59
J2	[23] Richmond	H	W	67	52
J5	[23] North Carolina	A	W	84	62
J7	[19] Navy	A	W	87	65
J12	[19] Clemson	H	W	96	55
J15	[14] Virginia (10)	A	L	74	86
J19	[14] Duke (1)	A	L	80	103
J23	[21] Maryland (3)	H	L	63	85
J26	[21] Georgia Tech	H	W	87	74
J30	[24] NC State	A	W	82	81
F2	[24] Florida State	A	W	89	80
F6	[19] North Carolina	H	W	90	66
F9	[19] Cincinnati	H	L		

YEAR-BY-YEAR RESULTS

F15	[20] Cincinnati (13)	H	W	91	85
F18	[15] Duke (3)	H	W	90	84
F22	[15] Georgia Tech (18)	A	W	80	76
F25	[11] Florida State	H	W-ot	90	87
F28	[11] Maryland	A	W	91	83
M2	[11] Virginia	A	L	82	84
M6	[11] NC State (16)	H	L	70	81
M12	[15] Maryland	ACC N3	L	86	87
M18	[17] VCU	NCAA N4	W	79	78
M20	[17] Manhattan	NCAA N4	W	84	80
M25	[17] Saint Joseph's (5)	NCAA N5	L	80	84

1-New York, N.Y. (MSG); 2-Bridgeport, Conn.; 3-Greensboro, N.C.; 4-Raleigh, N.C.; 5-East Rutherford, N.J.

2004-05 (27-6, 13-3 ACC)
Preseason NIT Champions
NCAA Second Round

N15	[2] George Washington	Pre-NIT H	W	97	76
N19	[2] VCU	Pre-NIT H	W	81	67
N22	[1] Yale	H	W	99	72
N24	[1] Providence	Pre-NIT N1	W	79	67
N26	[1] Arizona (18)	Pre-NIT N1	W	63	60
D1	[1] Illinois (5)	ACC/BIG A	L	73	91
D4	[1] Richmond	H	W	90	73
D13	[6] Temple	H	W	67	64
D15	[6] Elon	H	W	85	67
D18	[6] Texas (14)	H	W	89	88
D22	[5] New Mexico	A	W	81	64
D30	[5] North Carolina A&T	H	W	98	76
J2	[5] Virginia (25)	A	W	89	70
J8	[4] Clemson	A	W	103	68
J11	[4] Maryland	H	W	81	66
J15	[4] North Carolina (3)	H	W	95	82
J18	[3] Florida State	A	L-ot	83	91
J22	[3] Cincinnati (20)	A	W	74	70
J27	[5] Georgia Tech (22)	A	L-ot	101	102
J29	[5] Miami	H	W	94	82
F2	[7] Duke (4)	H	W	92	89
F5	[7] Virginia Tech	A	W	83	63
F10	[6] NC State	H	W	86	75
F12	[6] Florida State	H	W	87	48
F15	[5] Miami	A	W	68	63
F20	[5] Duke (7)	A	L	92	102
F23	[6] Longwood	H	W	88	47
F27	[6] Virginia	H	W	90	68
M2	[4] Georgia Tech	H	W	98	91
M6	[4] NC State	A	W	55	53
M11	[3] NC State	ACC N2	L	65	81
M17	[5] Chattanooga	NCAA N3	W	70	54
M19	[5] West Virginia	NCAA N3	L-2ot	105	111

1-New York, N.Y. (MSG); 2-Washington, D.C.; 3-Cleveland, Ohio

2005-06 (17-17, 3-13 ACC)
NIT First Round

N10	[18] Miss. Valley St.	2K Sports H	W	78	64
N11	[18] George Mason	2K Sports H	W-ot	83	78
N17	[19] Florida	2K Sports N1	L	72	77
N18	[19] Texas Tech	2K Sports N1	W-2ot	78	73
N21	[24] UNC Asheville	H	W	79	63
N25	[24] Appalachian State	H	W	91	78
N29	[22] Wisconsin	ACC/BIG H	W	91	88
D3	[22] Elon	A2 W	78	59	
D13	[16] DePaul	H	L	81	84
D17	[16] Princeton	H	W	61	42
D22	[22] Richmond	A	W	47	40
D30	[22] Charleston Southern	H	W	87	47
J3	[23] East Carolina	H	W	58	54
J8	[23] Duke (1)	H	L	64	82
J11	Clemson	A	L-ot	73	74
J15	Maryland (23)	A	L	86	90
J18	Georgia Tech	H	W	86	71
J21	NC State (14)	A	L	82	92
J24	Florida State	H	L	68	75
J28	Virginia Tech	H	L	70	76
J31	Miami	A	L	69	78
F4	Virginia	A	L	73	75
F8	Boston College (17)	H	L	66	72
F11	Charlotte	H	W	59	56
F14	Duke (2)	A	L	70	93
F19	North Carolina (23)	H	L	72	83
F22	Clemson	H	W-ot	74	68
F25	Georgia Tech	A	L	61	66
F28	Boston College (12)	A	L	65	80
M4	NC State (22)	H	W	76	63
M9	Florida State	ACC N2	W	78	66


M10	NC State (25)	ACC N2	W	82	71
M11	Duke (3)	ACC N2	L	66	78
M15	Minnesota	NIT A	L	58	73

1-New York, N.Y. (MSG); 2-Greensboro, N.C.

2006-07 (15-16, 5-11 ACC)

N11	James Madison	H	W	91	82
N14	Bucknell	A	W-ot	86	83
N17	Elon	H	W	73	48
N21	Vanderbilt	H	W	88	78
N25	Appalachian State	H	W	88	78
N29	Air Force	A	L	58	94
D2	Georgia	H	L	86	87
D13	DePaul	A	L	63	78
D17	Virginia Tech	A	L	60	63
D19	Gardner-Webb	H	W	92	60
D22	Richmond	H	W	72	59
D29	South Florida	A1 L	67	75	
J1	East Carolina	H	W	81	65
J6	Miami	A	W	59	58
J9	Boston College	H	L	85	95
J13	NC State	H	L	74	88
J18	Duke (14)	A	L	40	62
J21	Virginia	A	L	76	88
J24	North Carolina (4)	H	L	60	88
J27	Florida State	A	L	66	74
J30	Georgia Tech	H	W	85	75
F3	Maryland	H	L	72	79
F6	Winston-Salem St.	H	W	87	71
F10	North Carolina (5)	A	L	67	104
F14	Clemson	H	W	67	65
F17	Miami	H	W	74	69
F21	Georgia Tech	A	L	61	75
F28	NC State	A	L	66	73
M3	Virginia (25)	H	W	78	72
M8	Georgia Tech	ACC N1	W-2ot	114	112
M9	Virginia Tech	ACC N1	L	52	71

1-Tampa, Fla. (St. Pete Times Forum)



DINO GAUDIO
 2008-10
 61-31 (.664)
 3 seasons

2007-08 (17-13, 7-9 ACC)

N9	Fairfield	H	W	85	60
N19	North Carolina Central	H	W	75	58
N23	Winston-Salem St.	H	W	73	53
N26	Iowa	ACC/BIG A	W	56	47
N29	Charlotte	A	L	59	63
D1	USC Upstate	H	W	72	48
D5	Vanderbilt (23)	A	L	80	83
D8	Georgia	A	L	50	72
D16	Bucknell	H	W	72	56
D19	South Florida	H	W	74	61
D23	Virginia Tech	H	W	77	75
D30	Air Force	H	W	78	67
J2	Presbyterian	H	W	70	58
J8	Brigham Young	H	W	79	62
J12	Boston College	A	L	73	112
J15	Maryland	A	L	64	71
J20	Florida State	H	W	74	57
J22	Clemson	A	L-ot	75	80
J29	Miami	H	W	70	68
F3	NC State	A	L	65	67
F6	Georgia Tech	H	L	83	89
F9	Virginia	H	W	80	64
F14	Florida State	A	W	78	70
F17	Duke (2)	H	W	86	73
F24	North Carolina (3)	A	L	73	89
F28	Maryland	H	L	70	74
M1	Georgia Tech	A	L-ot	79	87
M4	Virginia Tech	A	L	58	80
M8	NC State	H	W	78	67
M13	Florida State	ACC N1	L	60	70

1-Charlotte, N.C.

2008-09 (24-7, 11-5 ACC)
NCAA First Round

N14	[21] N.C. Central	H	W	94	48
-----	-------------------	---	---	----	----

N19	[20] UNC Wilmington	H	W	120	88
N24	[19] Winston-Salem St.	H	W	62	31
N27	[19] Cal State Fullerton	76 N1	W	75	69
N28	[19] UTEP	76 N1	W	82	79
N30	[19] Baylor	76 N1	W	87	74
D3	[15] Indiana	ACC/BIG H	W	83	58
D6	[15] Bucknell	H	W	81	52
D14	[11] Wright State	H	W	66	53
D19	[10] Richmond	A	W	86	79
D22	[6] East Carolina	A	W	94	54
D30	[6] Radford	H	W	83	61
J3	[6] Brigham Young	A	W	94	87
J11	[4] North Carolina (3)	H	W	92	89
J14	[2] Boston College	A	W	83	63
J17	[2] Clemson (10)	A	W	78	68
J21	[1] Virginia Tech	H	L	71	78
J28	[6] Duke (1)	H	W	70	68
J31	[6] Georgia Tech	A	L	74	76
F4	[7] Miami	A	L	52	79
F8	[7] Boston College	H	W	93	76
F11	[7] NC State	A	L	76	82
F14	[7] Florida State (25)	H	W	86	63
F18	[8] Georgia Tech	H	W	87	69
F21	[8] Duke (9)	A	L	91	101
F26	[13] NC State	H	W	85	78
F28	[13] Virginia	A	W	70	60
M3	[10] Maryland	A	W	65	63
M8	[10] Clemson (18)	H	W	96	88
M13	[8] Maryland	ACC N2	L	64	75
M20	[12] Cleveland State	NCAA N3	L	69	84

1-Anaheim, Calif.; 2-Atlanta, Ga.; 3-Miami, Fla.

2009-10 (20-11, 9-7 ACC)
NCAA Second Round

N13	Oral Roberts	H	W	76	56
N15	East Carolina	A1 W	89	58	
N18	High Point	H	W	83	60
N24	Winston-Salem St.	H	W	76	52
N28	William & Mary	H	L	68	78
D1	Purdue (4)	A	L	58	69
D5	Gonzaga (17)	A	W	77	75
D13	Elon	H	W	90	50
D16	UNC Wilmington	A	W	80	69
D20	NC State	H	W	67	59
D28	UNC Greensboro	A	W	75	60
D31	Richmond	H	W-ot	74	68
J3	Xavier	Prosser H	W-2ot	96	92
J9	Miami	A	L	66	67
J12	Maryland	H	W-ot	85	83
J17	Duke (8)	A	L	70	90
J20	North Carolina (24)	A	W	82	69
J23	Virginia	H	W	69	57
J28	Georgia Tech (22)	A	L	58	79
F2	Miami	H	W	62	53
F6	Virginia	A	W-ot	64	61
F9	Boston College	H	W	92	85
F13	Georgia Tech (20)	H	W	75	64
F16	[23] Virginia Tech	A	L	83	87
F20	[23] NC State	A	L	54	68
F27	North Carolina	H	L	68	77
M3	Florida State	A	L	47	51
M7	Clemson	H	W	70	65
M11	Miami	ACC N1	L	62	83
M18	Texas	NCAA N2	W-ot	81	80
M20	Kentucky (2)	NCAA N2	L	60	90

1-Greensboro, N.C.; 2-New Orleans, La.



JEFF BZDELIK
 2011-14
 51-76 (.402)
 4 seasons

2010-11 (8-24, 1-15 ACC)

N12	Stetson	H	L	79	89
N15	Hampton	Pre-NIT H	W	63	56
N16	VCU	Pre-NIT H	L	69	80
N20	Elon	A1 W	89	70	
N22	Winthrop	Pre-NIT H	L	74	83
N23	Marist	Pre-NIT H	W	81	59
N30	Iowa	ACC/BIG H	W	76	73

D4	Holy Cross	H	W	75	64
D12	UNC Wilmington	A1 L	69	81	
D15	UNC Greensboro	H	W	69	67
D18	Xavier	Prosser A	L	75	83
D21	Presbyterian	H	L	64	66
D29	Richmond	A	L	74	90
J2	Gonzaga	H	L	63	73
J5	High Point	H	W	79	63
J8	NC State	A	L	69	90
J12	Maryland	H	L	55	74
J15	Virginia Tech	A	L	65	94
J19	Georgia Tech	A	L	39	74
J22	Duke (4)	H	L	59	83
J29	Virginia	H	W	76	71
F1	Florida State	A	L	61	85
F5	Maryland	A	L	70	91
F9	Miami	H	L	73	74
F13	NC State	H	L	55	80
F15	North Carolina (19)	A	L	64	78
F19	Florida State	H	L	66	84
F22	Georgia Tech	H	L	62	76
F26	Clemson	A	L	49	63
M3	Georgia Tech	H	L	54	80
M6	Boston College	A	L	68	84
M10	Boston College	ACC N1	L	67	81

1-Greensboro, N.C.

2011-12 (13-18, 4-12 ACC)

N11

YEAR-BY-YEAR RESULTS

F13	Boston College	A	L	63	66	
F16	Georgia Tech	H	L	56	57	
F23	Miami (2)	H	W	80	65	
F26	Florida State	A	L	62	76	
M2	Maryland	H	L	57	67	
M6	NC State	A	L	66	81	
M10	Virginia Tech	H	W	90	79	
M14	Maryland	ACC	N2	L	62	75

1-St. Thomas, U.S. Virgin Islands; 2-Greensboro, N.C.

2013-14 (17-16, 6-12 ACC)

N8	Colgate	H	W	89	78	
N12	VMI	LJVMC	H	W	98	71
N15	Presbyterian	H	W	69	48	
N18	Jacksonville	H	W	90	83	
N21	The Citadel	H	W	82	54	
N28	Kansas (2)	Atlantic	N1	L	78	87
N29	Southern Cal	Atlantic	N1	W	77	63
N30	Tennessee	Atlantic	N1	L	63	82
D4	Tulane	H	W	72	57	
D7	Richmond	H	W-ot	76	66	
D17	St. Bonaventure	H	W	77	62	
D21	UNC Greensboro	H	W	59	51	
D28	Xavier	Posser	A	L	53	68
J5	North Carolina (19)	H	W	73	67	
J8	Virginia	A	L	51	74	
J11	Pittsburgh	A	L	65	80	
J15	NC State	H	W	70	69	
J18	Clemson	A	L	53	61	
J22	Virginia Tech	A	W	83	77	
J25	Notre Dame	H	W	65	58	
J29	Syracuse (2)	H	L	57	67	
F1	Georgia Tech	H	L	70	79	
F4	Duke (11)	A	L	63	83	
F11	NC State	A	L	67	82	
F15	Florida State	H	L	60	67	
F18	Maryland	A	L	60	71	
F22	North Carolina	A	L	72	105	
F25	Clemson	H	W	62	57	
M1	Boston College	H	L	72	80	
M5	Duke (4)	H	W	82	72	
M8	Miami	A	L	56	69	
M12	Notre Dame	ACC	N2	W	81	69
M13	Pittsburgh	ACC	N2	L	55	84

1-Paradise Island, Bahamas; 2-Greensboro, N.C.



DANNY MANNING

2015-pres.

54-73 (.425)
4 seasons

2014-15 (13-19, 5-13 ACC)

N14	UNC Asheville	LJVMC	H	W	80	69
N17	Tulane	A	W	71	49	
N19	Arkansas	Roundball	A	L	53	83
N21	Iona	Roundball	H	L	81	85
N24	Nicholls State	Roundball	H	W	75	48
N26	Mount St. Mary's	H	W	83	49	
N28	Delaware State	Roundball	H	L	65	72
D2	Minnesota	ACC/B1G	H	L	69	84
D6	NC State	A	L	65	78	
D14	Samford	H	W	86	68	
D20	Florida	Orange Bowl	N1	L	50	63
D22	Bucknell	H	W	60	53	
D28	Richmond	A	W	65	63	
D31	Princeton	H	W	80	66	
J4	Louisville (5)	H	L	76	85	
J7	Duke (2)	H	L	65	73	
J10	Georgia Tech	H	W	76	69	
J13	Syracuse	A	L-ot	83	86	
J21	North Carolina (15)	H	L	71	87	
J24	Clemson	A	L	57	59	
J28	Florida State	A	L-Zot	76	82	
J31	Virginia Tech	H	W	73	70	
F3	NC State	H	W	88	84	
F7	Georgia Tech	A	L	59	73	
F11	Miami	H	W	72	70	
F14	Virginia (2)	A	L	60	61	
F17	Notre Dame (10)	A	L	75	88	
F25	Virginia (2)	H	L	34	70	

M1	Pittsburgh	H	W	69	66	
M4	Duke (3)	A	L	51	94	
M7	Boston College	A	L	61	79	
M10	Virginia Tech	ACC	N2	L	80	81

1-Sunrise, Fla.; 2-Greensboro, N.C.

2015-16 (11-20, 2-16 ACC)

N13	UMBC	LJVMC	H	W	78	73
N15	Bucknell	A	W	90	82	
N18	Richmond	H	L	82	91	
N23	Indiana (13)	Maastricht	N1	W	82	78
N24	Vanderbilt (19)	Maastricht	N1	L	64	86
N25	UCLA	Maastricht	N1	W	80	77
N30	Rutgers	ACC/B1G	A	W	69	68
D4	Arkansas	H	W	88	85	
D15	UNC Greensboro	H	W	81	71	
D18	Coastal Carolina	H	W	83	77	
D22	Xavier (6)	Posser	H	L	70	78
D29	LSU	A	W	77	71	
J3	Louisville (18)	A	L	57	65	
J6	Duke (14)	H	L	75	91	
J10	NC State	H	W	77	74	
J13	Virginia Tech	A	L	91	93	
J16	Syracuse	H	L	55	83	
J20	North Carolina (2)	A	L	68	83	
J23	Miami (15)	A	L	63	77	
J26	Virginia (11)	H	L	71	72	
J31	Notre Dame (25)	A	L	62	85	
F2	Clemson	H	L	62	76	
F6	Florida State	H	L	71	91	
F10	Georgia Tech	A	L	66	71	
F13	NC State	A	L	88	99	
F16	Pittsburgh	A	L-ot	96	101	
F21	Boston College	H	W	74	48	
F24	Notre Dame (23)	H	L	58	69	
F28	Virginia Tech	H	L	74	81	
M1	Duke (17)	A	L	71	79	
M8	NC State	ACC	N2	L	72	75

1-Lahaina, Hawaii; 2-Washington, D.C.

2016-17 (19-14, 9-9 ACC)

N11	Radford	LJVMC	H	W	80	59
N13	Bucknell	H	W	94	74	
N17	UTEP	Charleston	N1	W	103	81
N18	Villanova (3)	Charleston	N1	L	77	96
N20	College of Charleston	Charleston	A	W	78	61
N23	Coastal Carolina	H	W	86	74	
N28	Northwestern	ACC/B1G	A	L	58	65
D3	Richmond	A	W	75	67	
D6	Charlotte	H	W	91	74	
D9	UNC Greensboro	A	W	78	75	
D17	Xavier (17)	Posser	A	L	65	69
D22	LSU	H	W	110	76	
D28	Florida State (20)	A	L	72	88	
D31	Clemson	H	L	68	73	
J3	Boston College	H	W	79	66	
J8	Virginia (11)	A	L	62	79	
J11	North Carolina (11)	H	L	87	93	
J18	Miami	H	W	96	79	
J21	NC State	A	W	93	88	
J24	Syracuse	A	L	76	81	
J28	Duke (17)	H	L	83	85	
J31	Boston College	A	W	85	80	
F4	Georgia Tech	H	W	81	69	
F7	Notre Dame	A	L	81	88	
F11	NC State	H	W	88	58	
F14	Clemson	A	L	83	95	
F18	Duke (12)	A	L	94	99	
F22	Pittsburgh	H	W	63	59	
M1	Louisville (8)	H	W	88	81	
M4	Virginia Tech	A	W	89	84	
M7	Boston College	ACC	N2	W	92	78
M8	Virginia Tech	ACC	N2	L	90	99
M14	Kansas State	NCAA	N3	L	88	95

1-Charleston, S.C.; 2-Brooklyn, N.Y.; 3-Dayton, Ohio

2017-18 (11-20, 4-14 ACC)

N10	Georgia Southern	LJVMC	H	L	83	85
N14	Liberty	H	L	66	79	
N17	UTEP	Paradise	N1	L	74	77
N18	Quinnipiac	Paradise	N1	W	72	55
N19	Houston	Paradise	N1	L	73	78
N24	UNC Greensboro	H	W	81	75	
N28	Illinois	ACC/B1G	H	W	80	73

D2	Richmond	H	W	82	53	
D5	Charlotte	A	W	80	57	
D8	Army West Point	H	W	109	80	
D18	Coastal Carolina	A	W	84	80	
D23	Tennessee (21)	H	L	60	79	
D30	North Carolina (13)	A	L	69	73	
J3	Syracuse	H	W	73	67	
J6	Boston College	A	L	71	77	
J10	Virginia Tech	H	L	75	83	
J13	Duke (7)	A	L	71	89	
J18	NC State	A	L	63	72	
J21	Virginia (2)	H	L	49	59	
J23	Duke (4)	H	L	70	84	
J27	Louisville	A	L	77	96	
J31	Florida State	H	W	76	72	
F3	Clemson (20)	H	L	67	75	
F7	Miami (25)	A	L	81	87	
F11	Syracuse	A	L	70	78	
F14	Georgia Tech	H	W	79	62	
F18	NC State	H	L	84	90	
F21	Pittsburgh	A	W	63	57	
F24	Notre Dame	H	L	71	76	
M3	Georgia Tech	A	L	56	64	
M6	Syracuse	ACC	N2	L	64	73

1-Lynchburg, Va.; 2-Brooklyn, N.Y.

FIRST CLASS FACILITIES



**SUTTON SPORTS PERFORMANCE CENTER
SHAH BASKETBALL COMPLEX
CHRIS PAUL LOCKER ROOM**

DEMON DEACON BASKETBALL

NOV. 2 BELMONT ABBEY (ex)
 NOV. 10 NORTH CAROLINA A&T
 NOV. 15 vs. SAINT JOSEPH'S ^
 NOV. 16 vs. UCF/CSF ^
 NOV. 18 vs. TBA ^
 NOV. 23 HOUSTON BAPTIST
 NOV. 27 WESTERN CAROLINA
 DEC. 1 at RICHMOND
 DEC. 6 CHARLOTTE
 DEC. 17 DAVIDSON
 DEC. 22 at TENNESSEE
 DEC. 29 GARDNER-WEBB
 JAN. 2 CORNELL
 JAN. 5 at GEORGIA TECH *
 JAN. 8 DUKE *
 JAN. 12 at MIAMI *
 JAN. 15 NC STATE *

JAN. 19 at VIRGINIA TECH *
 JAN. 22 at VIRGINIA *
 JAN. 26 BOSTON COLLEGE *
 JAN. 30 LOUISVILLE *
 FEB. 3 at CLEMSON *
 FEB. 5 PITT *
 FEB. 13 at FLORIDA STATE *
 FEB. 16 NORTH CAROLINA *
 FEB. 19 at NOTRE DAME *
 FEB. 24 at NC STATE *
 FEB. 26 MIAMI *
 MAR. 2 SYRACUSE *
 MAR. 5 at DUKE *
 MAR. 9 FLORIDA STATE *

^ MYRTLE BEACH INVITATIONAL (CONWAY, SC)
 * ACC GAME

