

MONARCH SERIES

The uncommon look of the Monarch Series is a great way to house your extraordinary accomplishments. Monarch dresses up its surroundings with any of the three soft laminate choices available for the base. Anodized aluminum framing secures the tempered glass doors and built-in lock.



Lighted Case
571WB-SN-SS

1 Case Style

Item No.	Size (H x W x D)	Weight – lbs	Lighted/Unlighted	List Price
571	72" x 48" x 16"	285	Lighted	\$ 4,236
572	72" x 48" x 16"	285	Unlighted	\$ 3,427
573	72" x 72" x 16"	405	Lighted	\$ 5,436
574	72" x 72" x 16"	405	Unlighted	\$ 4,413
575	72" x 24" x 24"	201	Lighted	\$ 4,020
576	72" x 24" x 24"	201	Unlighted	\$ 3,409




2 Case Back

Material

- MB**  Mirror Back
- PB**  Plaque Back
- WB**  White Laminate




3 Frame Finish

Finish

- GD**  Champagne
- BZ**  Dark Bronze
- SN**  Satin Natural

4 Base Color

Color

- BS**  Beige Stone
- BM**  Black Marble
- SS**  Silver Swirl



573PB-BZ-BM



571WB-SN-SS



575MB-GD-BS

CHOOSE :

1
 Case Style
571

+

2
 Case Back
WB

+

3
 Frame Finish
SN

+

4
 Base Color
SS

=
571WB-SN-SS