



Vanderbilt Athletic Communications

2601 Jess Neely Drive, Nashville, TN 37212

phone: 615-322-4121

www.vucommodores.com

VANDERBILT SCHEDULE/RESULTS

NOVEMBER

Date	VU	Opp	Opponent	Time/Result	TV/Rec.
Nov. 6	-	-	Winthrop	8:30 pm	SECN+
Nov. 11	-	-	USC	8 pm	Pac12
Nov. 16	-	-	Alcorn State	7 pm	SECN+
Nov. 19	-	-	Liberty	7 pm	SECN+
Nov. 23	-	-	Kent State	4 pm	SECN+
Nov. 27	-	-	Savannah St.	7 pm	SECN+

DECEMBER

Date	VU	Opp	Opponent	Time	TV/Rec.
Dec. 1	-	-	N.C. State	4 pm	ESPN2
Dec. 5	-	-	Middle Tenn.	6:30 pm	SECN
Dec. 17	-	-	Arizona St.	6 pm	SECN
Dec. 22	-	-	Kansas St.	6 pm	ESPN2
Dec. 29	-	-	Tenn. St.	12:30 pm	SECN+
Dec. 31	-	-	UNC Asheville	1 pm	SECN+

JANUARY

Date	VU	Opp	Opponent	Time	TV/Rec.
Jan. 5	-	-	Ole Miss*	7:30 pm	SECN
Jan. 9	-	-	Georgia*	5:30 pm	SECN
Jan. 12	-	-	Kentucky*	7:30 pm	SECN
Jan. 16	-	-	S. Carolina*	6 pm	SECN
Jan. 19	-	-	Miss. State*	7:30 pm	SECN
Jan. 23	-	-	Tennessee*	6 pm	ESPN2/U
Jan. 26	-	-	Oklahoma&	3 pm	ESPN/2
Jan. 29	-	-	Kentucky*	8 pm	ESPN/2

FEBRUARY

Date	VU	Opp	Opponent	Time	TV/Rec.
Feb. 2	-	-	Missouri*	7:30 pm	SECN
Feb. 5	-	-	Arkansas*	8 pm	SECN
Feb. 9	-	-	Alabama*	7:30 pm	SECN
Feb. 13	-	-	Florida*	8 pm	ESPN2/ESPN
Feb. 16	-	-	Auburn*	11 am	ESPN/2/U
Feb. 19	-	-	Tennessee*	6 pm	ESPN/2/U
Feb. 23	-	-	Alabama*	5 pm	ESPN/2/U
Feb. 27	-	-	Florida*	8 pm	SECN

MARCH

Date	VU	Opp	Opponent	Time	TV/Rec.
Mar. 2	-	-	Texas A&M*	5 pm	SECN
Mar. 6	-	-	Arkansas*	7:30 pm	SECN
Mar. 9	-	-	LSU*	7:30 pm	SECN

ALL TIMES CENTRAL

RANKINGS: AP/ESPN *SEC GAME; #NIT Season Tip-Off, Nashville, Tenn.; %SEC/Big 12 Challenge; ^SEC Tournament, St. Louis, Mo.

GAME INFORMATION



2017-18 Record: 12-20, 6-12 SEC
Head Coach: Bryce Drew
Career Record: 155-85 (7)
VU Record: 31-36 (2)

2017-18 RETURNING LEADERS
Points: Saben Lee (10.6)
Rebounds: Clevon Brown (3.1)
Assists: Saben Lee (3.1)
Blocks: Clevon Brown (1.3)

SERIES INFORMATION

Series Record: First Meeting
Last Meeting: NA
Record at Vanderbilt: NA
Record at Georgia: NA
Record at Neutral Site: NA
Coach Drew vs. Winthrop: First Meeting














2017-18 Record: 19-12, 12-6 Big South
Head Coach: Pat Kelsey
Career Record: 121-71 (7)
Georgia Record: 121-71 (7)

2017-18 RETURNING LEADERS
Points: Bjorn Broman (10.2)
Rebounds: Josh Ferguson (7.4)
Assists: Adam Pickett (1.8)
Blocks: Bjorn Broman (1.2)

QUICK HITTERS

- ★ This is the 116th year of Vanderbilt basketball, with the first season taking place in 1900-01. There were no teams in 1904-05 and 1905-06.
- ★ Vanderbilt head coach Bryce Drew and his staff will welcome the highest decorated recruiting class in the program's history this fall in point guard Darius Garland, forward Aaron Nesmith, and forward/center Simisola Shittu. Garland and Shittu were consensus five-star prospects, and Nesmith was a four-star recruit who won the Gatorade South Carolina Player of the Year award, beating out highly touted center Zion Williamson, who eventually signed with Duke.
- ★ Drew, now in his third season, led the Commodores to the NCAA Tournament in his first season in Nashville, marking the first time in the history of the program a first-year Vanderbilt coach led his team to the tournament.
- ★ Vanderbilt returns eight letterwinners and two starters from a year ago, with rising sophomore guard Saben Lee leading the way after averaging 10.6 points per game in 2017-18. Senior Joe Toye, who has played significant minutes in his first three years with the Commodores, averaged 5.7 points per game. Other returnees include sophomore Maxwell Evans, junior Clevon Brown, sophomore Ejike Obinna, and sophomore walk-on Isaiah Rice.
- ★ Junior transfers Matt Ryan and Yanni Wetzell will also suit up for the black and gold after sitting out last season. Ryan is a 6'8 forward who transferred from Notre Dame and Wetzell is a 6'10 center who last played at St. Mary's College in Texas.
- ★ The Commodores have had five NBA Draft picks since 2012 - Wade Baldwin IV (17th, Memphis Grizzlies), Damian Jones (30th, Golden State Warriors), and John Jenkins (23rd, Atlanta), Festus Ezeli (30th, Golden State), and Jeffery Taylor (31st, Charlotte) in 2012.
- ★ Matthew Fisher-Davis, Riley LaChance and Jeff Roberson each departed Vanderbilt as 1,000-point scorers. Each were four-year players for the Commodores who advanced to the postseason on three different occasions (2015 NIT, 2016 and 2017 NCAA Tournaments). LaChance finished 15th on Vanderbilt's all-time scoring list with 1,476 points, Roberson 20th with 1,373 points, and Fisher-Davis 31st with 1,219 points. There has been only one other class of Vanderbilt players to have three 1,000-point scorers - the vaunted "F Troop" - Butch Feher, Joe Ford and Jeff Fosnes in 1976. Fisher-Davis (Windy City Bulls) and Roberson (Maine Red Claws) are now playing in the NBA G League, while LaChance has taken his talents to play professionally in Poland.
- ★ Besides Fisher-Davis, LaChance and Roberson's departures, junior guard Larry Austin, Jr. graduated with a Vanderbilt degree in May and transferred to Central Michigan as a graduate transfer and will be eligible immediately for the Chip-pewas. Sophomore guard Payton Willis transferred to Minnesota and will sit a year for the Golden Gophers, while redshirt sophomore big man Djery Baptiste left the team to concentrate on his studies at Vanderbilt, where he will graduate with an undergraduate degree in December and play at UMass beginning in January as a graduate transfer.
- ★ The Commodores played nine games in 2017-18 against a ranked opponent - USC (#10/#10), Virginia (RV/#25), Seton Hall (#20/#20), Arizona State (#5/#6), Tennessee (#24/#23; #22/#21), Kentucky (#21/#20; #21/#22) and Auburn (#11/#13). The four ranked non-conference opponents were the most by a Commodore team since 1988, when Vanderbilt also played four (11/22 - #2 Michigan, L, 66-91; 11/27 - #16 Ohio State, L, 82-97; 11/30 - #13 Louisville, W, 65-62; 12/7 - #8 North Carolina, L, 77-89).
- ★ Roberson was named to the All-SEC Second Team by the league's coaches in 2017-18. He finished the regular season fifth in the league in scoring (17.0), fifth in rebounding (7.2), second in free throw percentage (.852), fourth in field goal percentage (.484), fourth in defensive rebounds (5.3), and second in the SEC in 20-point games in SEC games only with nine. Roberson's scoring average is the highest by a Commodore player since John Jenkins averaged 19.9 points per game in 2012. Roberson also finished seventh on Vanderbilt's all-time total rebounding list with 755.



0		SABEN LEE G ★ 6-2 ★ 183 ★ So. ★ Phoenix, Ariz. <table><tr><th>PPG</th><th>RPG</th><th>APG</th><th>SPG</th><th>BPG</th><th>MPG</th></tr><tr><td>10.6</td><td>3.0</td><td>3.1</td><td>1.2</td><td>0.2</td><td>26.8</td></tr></table>	PPG	RPG	APG	SPG	BPG	MPG	10.6	3.0	3.1	1.2	0.2	26.8	NOTES: Leading returning scorer from 2017-18...Can play point guard or off of the ball...Scored a career-high 24 points at Arizona State...Scored in double figures 16 times in 2017-18..Finished 10th in SEC in steals ...Son of former FSU/NFL great Amp Lee.	CAREER HIGHS Pts. - 24, vs. Ariz. St. (12/17/17) Rebs. - 9, vs. TAMU (2/24/18) Ast. - 9, vs. TAMU (2/24/18) Min. - 38, vs. Ariz. St. (12/17/17)
PPG	RPG	APG	SPG	BPG	MPG											
10.6	3.0	3.1	1.2	0.2	26.8											
1		YANNI WETZELL F/C ★ 6-10 ★ 240 ★ Jr. ★ Auckland, N.Z. <table><tr><th>PPG</th><th>RPG</th><th>APG</th><th>SPG</th><th>BPG</th><th>MPG</th></tr><tr><td>15.5</td><td>6.8</td><td>1.5</td><td>0.8</td><td>0.6</td><td>31.3</td></tr></table>	PPG	RPG	APG	SPG	BPG	MPG	15.5	6.8	1.5	0.8	0.6	31.3	NOTES: Transferred from Division II St. Mary's (Texas) after 2016-17 season and sat out last year due to NCAA transfer rules...Averaged 15.5 points and 6.8 rebounds in his final season at St. Mary's... Named to All-Heartland Conference Second Team as a sophomore.	CAREER HIGHS Pts. - 29, vs. Newman (2/23/17) Rebs. - 12, vs. Newman (1/21/17) Ast. - 5, vs. Okla. Christian (2/9/17) Min. - 42, vs. Rogers St.(12/16/16)
PPG	RPG	APG	SPG	BPG	MPG											
15.5	6.8	1.5	0.8	0.6	31.3											
2		JOE TOYE G/F ★ 6-7 ★ 210 ★ Sr. ★ Chicago, Ill. <table><tr><th>PPG</th><th>RPG</th><th>APG</th><th>SPG</th><th>BPG</th><th>MPG</th></tr><tr><td>5.7</td><td>2.0</td><td>0.8</td><td>0.3</td><td>0.3</td><td>18.8</td></tr></table>	PPG	RPG	APG	SPG	BPG	MPG	5.7	2.0	0.8	0.3	0.3	18.8	NOTES: Averaged 5.7 points and 2.0 rebounds in 2017-18...Only senior on this year's roster...Tied season high with 16 points vs. Miss. St. a year ago - also added 6 rebs. and 4 assists...Scored 16 points at Kentucky in 2018.	CAREER HIGHS Pts. - 18, vs. TAMU (3/9/17) Rebs. - 6, 3x, last vs. MSU (2/14/18) Ast. - 4, 2x, last vs. MSU (2/14/18) Min. - 38, vs. Florida (3/10/17)
PPG	RPG	APG	SPG	BPG	MPG											
5.7	2.0	0.8	0.3	0.3	18.8											
3		MAXWELL EVANS G ★ 6-2 ★ 192 ★ So. ★ Houston, Texas <table><tr><th>PPG</th><th>RPG</th><th>APG</th><th>SPG</th><th>BPG</th><th>MPG</th></tr><tr><td>3.9</td><td>1.9</td><td>0.5</td><td>0.3</td><td>0.0</td><td>13.0</td></tr></table>	PPG	RPG	APG	SPG	BPG	MPG	3.9	1.9	0.5	0.3	0.0	13.0	NOTES: Played in 29 games and made 15 starts as a true freshman in 2017-18..Scored in double figures in four games as a true freshman, including a career-high 16-point effort in a win over Georgia...Played career-high 29 minutes at Auburn.	CAREER HIGHS Pts. - 13, vs. USC (11/19/17) Rebs. - 6, vs. Wright St. (12/8/15) Ast. - 6, vs. USC (11/19/17) Min. - 32, vs. USC (11/19/17)
PPG	RPG	APG	SPG	BPG	MPG											
3.9	1.9	0.5	0.3	0.0	13.0											
10		DARIUS GARLAND G ★ 6-2 ★ 175 ★ Fr. ★ Nashville, Tenn. <table><tr><th>PPG</th><th>RPG</th><th>APG</th><th>SPG</th><th>BPG</th><th>MPG</th></tr><tr><td>-</td><td>-</td><td>-</td><td>-</td><td>-</td><td>-</td></tr></table>	PPG	RPG	APG	SPG	BPG	MPG	-	-	-	-	-	-	NOTES: Considered top point guard prospect in the class of 2018...Named a 2018 McDonald's All-American and a Naismith National Player of the Year semifinalist... only the 2nd player in Tennessee history to claim three consecutive Mr. Basketball awards.	CAREER HIGHS Pts. - Rebs. - Ast. - Min. -
PPG	RPG	APG	SPG	BPG	MPG											
-	-	-	-	-	-											
11		SIMISOLA SHITTU F/C ★ 6-10 ★ 240 ★ Fr. ★ Burlington, Ont. <table><tr><th>PPG</th><th>RPG</th><th>APG</th><th>SPG</th><th>BPG</th><th>MPG</th></tr><tr><td>-</td><td>-</td><td>-</td><td>-</td><td>-</td><td>-</td></tr></table>	PPG	RPG	APG	SPG	BPG	MPG	-	-	-	-	-	-	NOTES: A consensus five-star forward/center, Shittu is considered one of the best frontcourt prospects to enter college basketball this season... Was named a McDonald's All-American in 2018, Vanderbilt's second honoree in the class of 2018 (point guard Darius Garland)	CAREER HIGHS Pts. - Rebs. - Ast. - Min. -
PPG	RPG	APG	SPG	BPG	MPG											
-	-	-	-	-	-											
13		MATTHEW MOYER F ★ 6-8 ★ 217 ★ R-So. ★ Gahanna, Ohio <table><tr><th>PPG</th><th>RPG</th><th>APG</th><th>SPG</th><th>BPG</th><th>MPG</th></tr><tr><td>3.1</td><td>3.2</td><td>0.4</td><td>0.4</td><td>0.3</td><td>15.9</td></tr></table>	PPG	RPG	APG	SPG	BPG	MPG	3.1	3.2	0.4	0.4	0.3	15.9	NOTES: Transferred from Syracuse...Played in 2017-18 after redshirting with the Orange in 2016-17...Scored a career-high 18 points against UConn last season... Named the Connecticut Gatorade Player of the Year as a senior at South Kent Prep.	CAREER HIGHS Pts. - 13, vs. UNCA (11/17/17) Rebs. - 9, at Kansas St. (12/30/17) Ast. - 1, at Dayton (12/21/16) Min. - 34, vs. USC (11/19/17)
PPG	RPG	APG	SPG	BPG	MPG											
3.1	3.2	0.4	0.4	0.3	15.9											
15		CLEVON BROWN F ★ 6-8 ★ 240 ★ Jr. ★ San Antonio, Texas <table><tr><th>PPG</th><th>RPG</th><th>APG</th><th>SPG</th><th>BPG</th><th>MPG</th></tr><tr><td>3.9</td><td>3.1</td><td>0.2</td><td>0.3</td><td>1.5</td><td>17.0</td></tr></table>	PPG	RPG	APG	SPG	BPG	MPG	3.9	3.1	0.2	0.3	1.5	17.0	NOTES: Played in all 32 games and made four starts... Averaged 3.9 points per game in 17.0 minutes... Scored career-high 13 points against Austin Peay... Had three or more blocks in four games as a sophomore, including an eight-block performance at Ole Miss	CAREER HIGHS Pts. - 13, vs. Austin Peay (11/10/17) Rebs. - 6, 2x, last at UF (12/30/17) Ast. - 1, 3x, last vs. MT (12/6/17) Min. - 31, at UK (1/30/18)
PPG	RPG	APG	SPG	BPG	MPG											
3.9	3.1	0.2	0.3	1.5	17.0											
24		AARON NESMITH F ★ 6-6 ★ 213 ★ Fr. ★ Charleston, S.C. <table><tr><th>PPG</th><th>RPG</th><th>APG</th><th>SPG</th><th>BPG</th><th>MPG</th></tr><tr><td>-</td><td>-</td><td>-</td><td>-</td><td>-</td><td>-</td></tr></table>	PPG	RPG	APG	SPG	BPG	MPG	-	-	-	-	-	-	NOTES: One of the class of 2018's top shooters... Named the state's Gatorade Player of the Year as a senior while leading his Porter Gaud teams to three straight South Carolina state titles and scoring 2,000 career points... Three-time SCISA 3A Player of the Year.	CAREER HIGHS Pts. - Rebs. - Ast. - Min. -
PPG	RPG	APG	SPG	BPG	MPG											
-	-	-	-	-	-											
32		MATT RYAN F ★ 6-8 ★ 209 ★ Jr. ★ Cortlandt Manor, N.Y. <table><tr><th>PPG</th><th>RPG</th><th>APG</th><th>SPG</th><th>BPG</th><th>MPG</th></tr><tr><td>3.6</td><td>0.9</td><td>0.4</td><td>0.2</td><td>0.1</td><td>7.9</td></tr></table>	PPG	RPG	APG	SPG	BPG	MPG	3.6	0.9	0.4	0.2	0.1	7.9	NOTES: Transfer from Notre Dame who transferred after the 2016-17 season...Averaged 3.6 points in his sophomore season with the Irish...While with the Irish, the team advanced to the second round (2017) and the Elite Eight (2016) of the NCAA Tournament.	CAREER HIGHS Pts. - 23, vs. Chicago St. (11/26/16) Rebs. - 7, vs. Georgia Tech (1/13/16) Ast. - 3, vs. Chicago St. (11/26/16) Min. - 35, vs. Georgia Tech (1/13/16)
PPG	RPG	APG	SPG	BPG	MPG											
3.6	0.9	0.4	0.2	0.1	7.9											
50		EJIKE OBININA F/C ★ 6-10 ★ 240 ★ So ★ Enugu, Nigeria <table><tr><th>PPG</th><th>RPG</th><th>APG</th><th>SPG</th><th>BPG</th><th>MPG</th></tr><tr><td>2.7</td><td>2.1</td><td>0.1</td><td>0.1</td><td>0.1</td><td>9.4</td></tr></table>	PPG	RPG	APG	SPG	BPG	MPG	2.7	2.1	0.1	0.1	0.1	9.4	NOTES: Played in 25 games and made 14 starts... Averaged 2.7 points per game...Scored career-high 14 points at Miss. State in 22 minutes of action... First student at Virginia Academy to receive a full scholarship to a college academic institution.	CAREER HIGHS Pts. - 14, at Miss. State (1/16/18) Rebs. - 7, vs. Virginia (11/23/17) Ast. - Min. - 22, at Miss. State (1/16/18)
PPG	RPG	APG	SPG	BPG	MPG											
2.7	2.1	0.1	0.1	0.1	9.4											



Ibas

Henry
Gene
Moe
Clarence

1,632
Wins

Suttons

Eddie
Scott
Sean

1,173
Wins

Drews

Homer
Scott
Bryce

1,111
Wins

All-Time Winningest Collegiate Coaching Families

The Drew family is now third on the all-time winningest collegiate coaching family in college basketball history with 1,109 wins.

Homer Drew - 640

(Bethel College - 252; IU-South Bend - 17; Valparaiso - 371)

Scott Drew - 316

(Valparaiso - 20; Baylor - 296)

Bryce Drew - 155

(Valparaiso - 124; Vanderbilt -31)

ABOUT WINTHROP

QUICK FACTS

Location Rock Hill, S.C.
Founded 1886
Conference Big South
Enrollment 6,000
Nickname Eagles
Colors Garnet and Gold
Home Arena Winthrop Coliseum (6,100)
President Dr. Daniel F. Mahony
Athletics Director Dr. Ken Halpin
Basketball Staff
Head Coach Pat Kelsey
Record Overall 121-71 (7)
Record at Winthrop same
Assistant Coaches Jayson Gee, Brian Kloman,
 Mike Howland

- ★ Winthrop finished the 2017-18 season with a 19-12 overall record and a 12-6 record in the Big South.
- ★ The Eagles lost in the Big South Tournament Semifinals.
- ★ Winthrop returns three starters from last season's team, with senior guard Bjorn Broman and junior forward Josh Ferguson returning as the team's leading scorers at 10.2 points per game.
- ★ The Eagles will also play fellow SEC team Kentucky in Lexington on November 21.

STAT COMPARISON

	VU		WINTHROP	
	All	SEC	All	BS
Record	12-20	6-12	19-12	12-6
Scoring Offense	72.4	73.2	79.5	77.3
Scoring Defense	74.0	77.4	71.6	69.4
Scoring Margin	-1.6	-4.2	+7.9	+7.9
FG%	.437	.450	.476	.486
FG% Defense	.466	.491	.418	.422
3FG%	.353	.371	.374	.370
3FG% Defense	.374	.436	.333	.338
Free Throw %	.743	.743	.722	.756
Rebounding	33.6	31.9	36.3	35.4
Rebounding Margin	+0.3	-0.5	+1.8	+4.2
Turnovers/game	11.8	11.6	13.8	14.3
Opponent Turnovers	9.9	9.3	13.7	10.8
Steals	4.8	4.5	6.8	6.2
Blocks	3.4	3.3	4.6	5.3

3-Point U

The Commodores are one of only three schools (UNLV and Princeton) to have made a three-point basket since the inception of the three-point line in the 1986-87 season.

With a made three against Winthrop, Vanderbilt will move to 1,032 consecutive games with a three-pointer.

VU Staff Can Score

The Vanderbilt men's basketball staff has combined to score a total of 5,486 collegiate points, with head coach Bryce Drew leading the way with 2,142 points. Here's a breakdown of the staff's scoring totals.

Head Coach Bryce Drew, Valparaiso	2,142
Asst. Coach Casey Shaw, Toledo	1,562
Assoc. Head Coach Roger Powell, Jr., Illinois	1,178
Asst. Coach Jake Diebler, Valparaiso	586
Total	5,468

Home Openers

Vanderbilt's record in home openers at Memorial Gym - the SEC's oldest basketball facility is in its 67th season - is 59-7. The Commodores have won 11 consecutive home openers, dating back to an 86-70 loss to Georgetown on November 15, 2006.

Three Commodores on

NBA Rosters

Former Commodores Damian Jones, Luke Kornet, and Wade Baldwin IV are currently on NBA active rosters. Jones is averaging 16.2 minutes and 6.0 points per game with the Golden State Warriors this season and has won two championships with the team in his three seasons in the Bay Area. Kornet is averaging 3.7 minutes per game with the New York Knicks, and Baldwin is averaging 2.5 minutes per game with the Portland Trail Blazers.

NBA Pro Day

The Commodores held the program's first NBA Pro Day on October 9 at Memorial Gym, with 29 of the NBA's 30 teams represented and 54 total scouts in attendance.

Ryan, Wetzell return to action

Juniors Matt Ryan and Yanni Wetzell will return to action after sitting out last year due to NCAA transfer rules. Ryan, who comes to Vanderbilt from Notre Dame, played in two NCAA Tournaments and 72 total games with the Fighting Irish, while Wetzell averaged 13.6 points per game in two seasons at Division II St. Mary's in Texas. Both have been good shooters from beyond-the-arc at their previous stops - Ryan is a career 39.8% from three, while Wetzell has made 42% of his attempts from downtown.

Commodores in 86th SEC Season

Vanderbilt is now in its 86th SEC season and is a charter member of the league. All time against current members of the conference, Vanderbilt is 715-706.


Against the Big South

The Commodores are 15-0 all time against members of the Big South. Vanderbilt will face two other Big South opponents this season in UNC Asheville and Liberty.



Class of 2018

One of Nation's Top Recruiting Classes




Darius Garland

- ★ 16th in ESPN 100 ranking
- ★ McDonald's All-American
- ★ Jordan Brand All-American
- ★ Ranked 15th according to the Recruiting Services Consensus Index
- ★ Ranked 17th nationally by Rivals and second as point guard
- ★ Ranked 14th nationally by 247 Sports and second-best point guard
- ★ Five star recruit
- ★ Named one of top 20 Freshmen to Watch by CBSSports.com



Aaron Nesmith


- ★ Ranked 63rd according to the Recruiting Services Consensus Index
- ★ 64th ranked nationally and 12th ranked shooting guard according to 247 Sports
- ★ 69th ranked nationally and 15th ranked shooting guard according to Rivals
- ★ Four star recruit
- ★ Named Gatorade South Carolina Player of the Year over prized recruit Zion Williamson



Simisola Shittu

- ★ Ranked 10th according to the Recruiting Services Consensus Index
- ★ 19th ESPN 100 rankings and 6th best power forward
- ★ Ranked 11th nationally by 247 Sports and 3rd at power forward
- ★ Ranked 7th nationally by Rivals and 1st as a power forward
- ★ Given a 92 Scout Grade
- ★ Five star recruit
- ★ Named one of top 20 Freshmen to Watch by CBSSports.com

HEAD COACH BRYCE DREW



THE DREW FILE

High School: Valparaiso (Ind.), '94

College: Bachelor of Arts In Sports Management, Valparaiso, '98

Family: Wife, Tara, son Bryson (3)



DREW THROUGH THE YEARS

Year	School	Position	W-L	Conf.	Postseason
2018	Vanderbilt	Head Coach	12-20	6-12	-
2017	Vanderbilt	Head Coach	19-16	10-8	NCAA First Round
2016	Valparaiso	Head Coach	30-7	16-2	NIT Finals
2015	Valparaiso	Head Coach	28-6	13-3	NCAA Second Round
2014	Valparaiso	Head Coach	18-16	9-7	CollegelInsider.com First Round
2013	Valparaiso	Head Coach	26-8	13-3	NCAA Second Round
2012	Valparaiso	Head Coach	22-12	14-4	NIT First Round
2011	Valparaiso	Assistant Coach	23-12	12-6	CollegelInsider.com First Round
2010	Valparaiso	Assistant Coach	15-17	10-8	-
2009	Valparaiso	Assistant Coach	9-22	5-13	-
2008	Valparaiso	Assistant Coach	22-14	9-9	College Basketball Invite 2nd Rd.
2007	Valparaiso	Assistant Coach	16-15	9-5	-
2006	Valparaiso	Assistant Coach	17-12	8-8	-
2005	Valencia (Spain)	Player	38-14		Champions League Second Round
2004	New Orleans (NBA)	Player	41-41		East 1st round
2003	New Orleans (NBA)	Player	47-35		East 1st round
2002	Charlotte (NBA)	Player	44-38		East Semifinals
2001	Chicago (NBA)	Player	15-67		-
2000	Houston (NBA)	Player	34-48		-
1999	Houston (NBA)	Player	31-19		West 1st round
1998	Valparaiso	Player	23-10	13-3	NCAA Regional Semifinals
1997	Valparaiso	Player	24-7	13-3	NCAA First Round
1996	Valparaiso	Player	22-10	13-5	NCAA First Round
1995	Valparaiso	Player	20-8	14-4	-
Head Coach Totals			155-85	81-39	
Totals at Vanderbilt (Head Coach)			31-36	16-20	
Totals at Valparaiso (Head Coach)			124-49	65-19	
Totals at Valparaiso (Assistant)			102-92	53-49	
Totals at Valparaiso (playing)			89-35	53-15	
Totals as NBA Player			212-248		

3	Three-time Conference Coach of the Year
25	Averaged 25 wins a year in five years at Valparaiso
27	27th coach in Vanderbilt basketball history, and ninth of the modern era.
5	Postseason appearances as a head coach, including three in the NCAA Tournament and two in the NIT.
16	Coached 16 All-Conference honorees.
30	Won 30 games with Valparaiso in 2015-16.
2,142	Career points scored at Valparaiso - the 2nd most in the program's history. He is also the program's leader in 3-pointers made (364) and assists (626).
2	Two-time NABC District 12 Coach of the Year
6	Played six seasons in the NBA... Two with Houston, one with Chicago, and three with Charlotte/New Orleans
1,000	Scored over 1,000 points in his NBA career.
12	Played alongside 12 NBA All-Stars
3	Played with three players named among the Top 50 NBA Players of All Time - Charles Barkley, Hakeem Olajuwon, and Scottie Pippin
10	Recruited a consensus Top 10 recruiting class for the class of 2018.



VANDERBILT ATHLETIC COMMUNICATIONS

INTERVIEW POLICY

Vanderbilt head coach Bryce Drew and selected Vanderbilt players will be available to the media before practice on a weekly basis during the non-conference season, and bi-weekly during the SEC season.

The times for those media sessions will be emailed to media members in advance of those pre-practice interviews.

Media may photograph the first 20 minutes of practice. All practices are closed to the public.

POSTGAME INTERVIEW POLICY

Vanderbilt head coach Bryce Drew will enter the Memorial Gym interview room after the NCAA-mandated 10-minute cooling off period, and after the visiting team makes an appearance in the interview room.

VUCOMMODORES.COM

The official website of Vanderbilt athletics, vucommodores.com, includes pregame notes, season statistics, videos of press conferences and meetings with the media, live stats, twitter feeds, and streaming audio and video of everything that is Commodore athletics.

@VANDYMBB

The official Twitter feed of Vanderbilt men's basketball, follow the latest information and get breaking news on Commodore basketball.

VU QUICK FACTS

Location Nashville, Tenn.
Founded 1873
Conference Southeastern
Enrollment 6,738
Nickname Commodores
Colors Black and Gold
Home Arena Memorial Gymnasium (14,316)
Chancellor Nicholas Zeppos
Vice Chancellor David Williams II
Faculty Rep. Dr. Susan Wentz

Athletic Communications

Men's Basketball SID Andy Boggs
Media Relations Address 2601 Jess Neely Dr.
 Nashville, TN 37212
Office Phone (615) 343-1847
E-Mail Andy.Boggs@Vanderbilt.edu

INS AND OUTS

Career Games Played	Games	Starts	Cons. Starts
Joe Toye	97	22	-
Clevon Brown	66	4	-
Saben Lee	32	29	25
Maxwell Evans	29	15	3
Ejike Obinna	25	14	2
Isaiah Rice	2	-	-

Double-Digit Scoring Games

Player	Career (Record)	'18-19	Cons.
Joe Toye	18 (8-9)	-	-
Saben Lee	17 (6-11)	-	2 (1-1)
Maxwell Evans	3 (2-1)	-	-
Clevon Brown	1 (1-0)	-	-
Ejike Obinna	1 (0-1)	-	-

Double-Digit Rebounding Games

Player	Career	'18-19	Cons.
--------	--------	--------	-------

Double-Doubles

Player	Career	'18-19	Cons.
--------	--------	--------	-------

SEC PRESEASON POLL

Preseason Media Poll, Pts

1. Kentucky
2. Tennessee
3. Auburn
4. Mississippi State
5. Florida
6. LSU
7. Alabama
8. Vanderbilt
9. Missouri
10. Arkansas
11. South Carolina
12. Texas A&M
13. Georgia
14. Ole Miss

First Team All-SEC

Daniel Gafford – Arkansas
 Reid Travis – Kentucky
 Tremont Waters – LSU
 Chris Silva – South Carolina
 Grant Williams – Tennessee

Second Team All-SEC

Bryce Brown – Auburn
 Jared Harper – Auburn
 Jalen Hudson – Florida
 P.J. Washington – Kentucky
 Quinndary Weatherspoon – Mississippi State
 Jontay Porter – Missouri
 Admiral Schofield – Tennessee

SEC Player of the Year

Grant Williams – Tennessee

2017-18 TRENDS

Winning Opening Tip	4-8
Losing Opening Tip	8-12
VU Scores First	6-8
Opponent Scores First	6-12
Leading at Halftime	9-6
Trailing at Halftime	2-14
Tied at Halftime	0-0
Leading with Five Minutes Remaining	10-2
Trailing with Five Minutes Remaining	0-16
Tied with Five Minutes Remaining	1-2
Leading with Two Minutes Remaining	9-1
Trailing with Two Minutes Remaining	1-19
Tied with Two Minutes Remaining	1-0
Overtime	0-1
Games Decided by Three Points or Less	4-2
Games Decided by 4-10 Points	1-10
Games Decided by 11-20 Points	4-7
Games Decided by 21-plus Points	2-1
VU Shoots 50% or Better	5-3
VU Shoots 40% or Better	11-12
VU Shoots Lower Than 40%	0-7
Opponent Shoots 50% or Better	2-7
Opponent Shoots 40% or Better	8-19
Opponent Shoots Lower Than 40%	3-2
VU Outshoots Opponent	9-3
VU Outshot by Opponent	2-17
Shoot Same Percentage	0-0
VU Scores 70 Points or More	10-8
VU Scores Less Than 70 Points	0-11
VU Scores 80 Points or More	5-5
VU Scores 90 Points or More	1-0
Opponent Scores 70 Points or More	4-15
Opponent Scores Less Than 70 Points	7-5
Opponent Scores 80 Points or More	1-9
Opponent Scores 90 Points or More	0-3
Makes More 3-Pointers Than Opponent	9-11
Makes Fewer 3-Pointers Than Opponent	1-9
3-Pointers are Equal	1-0
Outrebounded Opponent	8-8
Outrebounded by Opponent	2-9
Rebounds are Equal	1-3
Playing on National TV	7-17
Playing on Regional TV	0-0
Online Only	4-3
Playing on Weekday	8-12
Playing on Weekend	4-8
Game Tips Before 6 p.m. CT (afternoons)	1-5
Game Tips After 6 p.m. CT (evenings)	9-14
In White Uniforms	10-5
In Gold Uniforms	1-4
In Black Uniforms	1-11
In Grey Uniforms	0-0
In November	3-4
In December	2-4
In January	2-6
In February	3-5
In March	1-1
Home	11-7
Neutral	0-3
Away	1-10
Conferences	
vs. Non-Conference	6-7
Ohio Valley Conference	1-1
Big South Conference	1-0
Pac 12	0-2
ACC	0-1
Big East	0-1
Big South	1-0
Big 12	1-1
Conference USA	0-1
Southland	1-0
Southwestern Athletic	1-0
Vs. SEC	6-13
Lineups	
Lee, LaChance, Evans, Roberson, Obinna	5-5
Lee, LaChance, Fisher-Davis, Toye, Roberson	2-2
Lee, LaChance, Fisher-Davis, Roberson, Obinna	1-2
Lee, LaChance, Toye, Roberson, Baptiste	1-2
Lee, LaChance, Willis, Roberson, Baptiste	1-2
Lee, LaChance, Evans, Roberson, Brown	1-1
Austin, Jr., LaChance, Toye, Roberson, Baptiste	1-0
Austin, Jr., Fisher-Davis, Roberson, LaChance, Baptiste	1-0
Austin, Jr., Evans, Toye, Brown, Obinna	0-1
Lee, LaChance, Evans, Roberson, Baptiste	0-1
Lee, LaChance, Fisher-Davis, Roberson, Baptiste	0-1
Lee, LaChance, Willis, Roberson, Brown	0-1
Lee, LaChance, Evans, Fisher-Davis, Roberson	0-1



2018-19 Roster

No.	Name	Pos.	Ht.	Wt.	Cl.-Yr	Hometown (Previous School)
0	Saben Lee	G	6-2	183	So. - 2nd	Phoenix, Ariz. (Corona Del Sol)
1	Yanni Wetzell	F/C	6-10	240	R-Jr. - 4th	Auckland, N.Z. (St. Mary's (Texas)/Westlake Boys)
2	Joe Toye	G/F	6-7	210	Sr. - 4th	Chicago, Ill. (Whitney Young)
3	Maxwell Evans	G	6-2	192	So. - 2nd	Houston, Texas (Bellaire)
10	Darius Garland	G	6-2	175	Fr. - 1st	Nashville, Tenn. (Brentwood Academy)
11	Simisola Shittu	F/C	6-10	240	Fr. - 1st	Burlington, Ont. (Vermont Academy)
13	Matthew Moyer	F	6-8	217	R-So. - 3rd	Gahanna, Ohio (Syrcause/South Kent Prep/Lincoln)
14	Isaiah Rice	G	5-11	195	So. - 2nd	Indianapolis, Ind. (Park Tudor)
15	Clevon Brown	F	6-8	240	Jr. -3rd	San Antonio, Texas (Churchill)
24	Aaron Nesmith	F	6-6	213	Fr. - 1st	Charleston, S.C. (Porter Gaud)
32	Matt Ryan	F	6-8	215	R-Jr. - 4th	Cortlandt Manor, N.Y. (Notre Dame/Iona Prep)
42	Mac Hunt	G	6-6	182	Fr. - 1st	Chattanooga, Tenn. (McCallie)
50	Ejike Obinna	F/C	6-10	240	So. - 2nd	Enugu, Nigeria (Virginia Academy (Va.))

COACHING STAFF

Head Coach.....**Bryce Drew** (Valparaiso, 1998) - 3rd
 Associate Head Coach.....**Roger Powell** (Illinois, 2005) - 3rd
 Assistant Coach.....**Jake Diebler** (Valparaiso, 2009) - 3rd
 Assistant Coach.....**Casey Shaw** (Toledo, 1998) - 3rd
 Director of Scouting.....**Luke Simons** (Purdue, 2005) - 3rd
 Director of Operations.....**Matt Olinger** (Liberty, 2007) - 3rd

SUPPORT STAFF

Athletic Communications Dir.**Andy Boggs** (Florida State, 1998)
 Academic Support...**Max Maurice Martin** (South Carolina St., 1991)
 Athletic Trainer.....**Brandon Wells** (UW-Stevens Point, 2007)
 Strength and Conditioning.....**Jeremy Anderson** (Liberty, 2011)

PRONUNCIATION GUIDE

Clevon Brown.....**CLEE-von**
 Jake Diebler.....**DEEB-ler**
 Aaron Nesmith.....**NEE-smith**
 Ejike Obinna.....**EH-Je-KAY Oh-Bean-a**
 Simisola Shittu.....**SIMI-sola Shi-TU**
 Joe Toye.....**TOY**

ROSTER BY CLASS

Seniors (1)

Joe ToyeChicago, Ill.

Juniors (3)

Clevon Brown.....San Antonio, Texas
Matt Ryan.....Cortlandt Manor, N.Y.
Yanni WetzellAuckland, N.Z.

Sophomores (5)

Maxwell EvansHouston, Texas
Saben Lee.....Phoenix, Ariz.
Matthew MoyerGahanna, Ohio
Ejike ObinnaEnugu, Nigeria
Isaiah RiceIndianapolis, Ind.

Freshman (4)

Darius GarlandNashville, Tenn.
Mac Hunt.....Chattanooga, Tenn.
Aaron NesmithCharleston, S.C.
Simisola ShittuBurlington, Ont.





MEMORIAL MAGIC - THE HOME TO VANDERBILT HOOPS SINCE 1952

HISTORIC MEMORIAL GYMNASIUM IN 67TH SEASON

Storied Memorial Gymnasium is in its 67th season as the host venue of Vanderbilt basketball. The SEC's most historic hoops setting has played host to more than 950 men's contests as well as the 1984 and 1991 SEC Tournaments and 40 men's and women's NCAA Tournament contests (since the early 1980s).

As the oldest gymnasium in the SEC, Memorial Gymnasium is renown for its end zone benches, raised floor and unique atmosphere. It was dedicated in 1952 as a memorial to all Vanderbilt men and women who served in World War II. It was built by the late master architect Edwin Keeble, who was commissioned to build a combination gymnasium/concert hall.

.779	All-time winning percentage at Memorial Gym (794-227).
.888	Winning percentage against non-conference opponents since 1990 (213-27).
6	Undefeated seasons at home.

Winningest Coaches at Memorial Gymnasium

Coach	Yrs	Record
1. Kevin Stallings (2000-16)	17	226-65
2. Roy Skinner (1959, 1962-76)	16	181-41
3. Bob Polk (1948-58, 1960-61)	8	96-15
4. C.M. Newton (1982-89)	8	91-37
5. Jan van Breda Kolff (1994-99)	6	75-20
6. Eddie Fogler (1990-93)	4	54-12

Coach Drew at Memorial Gymnasium

	Yr	Record
Bryce Drew	2016-17	11-5
	2017-18	11-7
	Total	22-12

ANNUAL ATTENDANCE FIGURES

Year	All Games	Attendance	Average	NCAA Rank	SEC Games	SEC Attendance	Average
2017-18	18	165,131	9,174	46	9	89,065	9,896
2016-17	16	154,169	9,636	45	9	92,645	10,294
2015-16	16	178,167	11,135	36	9	107,318	11,924
2014-15	19	168,377	8,862	51	9	88,830	9,870
2013-14	16	152,539	9,534	45	9	92,455	10,273
2012-13	15	159,557	10,637	36	9	100,986	11,221
2011-12	18	246,561	13,698	18	8	112,368	14,046
2010-11	17	234,632	13,802	18	8	114,346	14,293
2009-10	16	217,965	13,623	21	8	113,539	14,192
2008-09	17	225,686	13,276	25	8	112,833	14,104
2007-08	19	254,954	13,418	22	8	113,713	14,214
2006-07	17	204,511	12,030	31	8	109,043	13,630
2005-06	16	195,159	12,197	24	8	108,258	13,532
2004-05 [^]	19	191,678	10,088	43	8	105,357	13,170
2003-04	17	192,301	11,312	33	8	106,990	13,374
2002-03	16	153,123	9,570	46	8	96,906	12,113
2001-02	17	150,325	8,843	50	8	93,873	11,734
2000-01	19	186,468	9,814	45	8	102,055	12,757
1999-00*	18	197,770	10,987	30	8	106,741	13,343
1998-99	16	192,538	12,034	26	8	106,128	13,266
1997-98	16	213,974	13,373	21	8	117,819	14,727
1996-97	16	207,771	12,986	25	8	120,214	15,027
1995-96	18	226,354	12,575	28	8	112,996	14,125
1994-95	13	183,042	14,080	17	8	118,932	14,867
1993-94	16	223,997	14,000	15	8	121,345	15,168
1992-93	14	212,156	15,154	11	8	122,536	15,317
1991-92	17	210,585	12,387	29	8	115,104	14,388
1990-91	16	214,638	13,415	19	9	133,482	14,831
1989-90	19	259,992	13,684	18	9	136,136	15,126
1988-89	15	224,657	14,977	13	9	137,212	15,246
1987-88	16	223,747	13,984	14	9	138,393	15,377
1986-87	17	226,343	13,314	14	9	130,854	14,539
1985-86	15	200,806	13,387	14	9	128,059	14,229
1984-85	16	194,390	12,149	17	9	122,514	13,613
1983-84	18	249,292	13,850	10	9	135,546	15,050
1982-83	17	237,584	13,976	9	9	135,418	15,046
1981-82	14	202,225	14,445	9	9	131,699	14,633
1980-81	15	227,478	15,165	9	9	136,436	15,160
1979-80	15	228,029	15,202	5	9	138,754	15,417
1978-79	14	215,330	15,380	5	9	139,930	15,547
1977-78	14	207,375	14,813	5	9	134,232	14,915
1976-77	15	211,966	14,131	4	9	149,108	16,568
1975-76	13	180,901	13,915	-	9	135,375	15,042
1974-75	12	178,527	14,877	-	9	134,304	14,923
1973-74	12	182,728	15,227	-	9	140,252	15,584
1972-73	12	173,567	14,464	-	9	131,193	14,577
1971-72	12	156,778	13,065	-	9	120,172	13,352
1970-71	12	170,634	14,220	-	9	130,260	14,473
1969-70	12	176,763	14,730	-	9	135,745	14,861
1968-69	12	126,896	10,575	-	9	95,300	10,589
1967-68	12	129,722	10,810	-	9	96,274	10,697
1966-67	12	105,492	8,791	-	9	79,173	8,797
1965-66	12	106,022	8,835	-	9	62,368	8,910
1964-65	12	98,821	8,235	-	9	65,712	8,214
1963-64	12	84,827	7,069	-	6	35,684	5,947
1962-63	12	75,261	6,272	-	6	46,183	6,598
1961-62	13	73,640	5,665	-	8	47,357	5,920
1960-61	13	74,187	5,707	-	7	45,549	6,507
1959-60	14	76,199	5,443	-	8	46,064	5,758

[^] First year capacity increased from 14,168 to 14,316; * First year capacity decreased from 15,311 to 14,168

VANDERBILT BASKETBALL QUICK HITTERS

- This is the 116th year of Vanderbilt basketball, with the first season taking place in 1900-01. There were no teams in 1904-05 and 1905-06.
- The Commodores have been named to 15 NCAA Tournaments and 12 NIT's. Vanderbilt advanced to the Elite 8 in 1965 (field of 23), and the Sweet 16 in 1988, 1993, 2004, and 2007. The Commodores captured the NIT Championship in 1990 and finished runner-up in 1994.
- The Commodores are a charter member of the SEC, with the 2017-18 season being the 85th year in the conference.
- Vanderbilt is the only private institution in the SEC with the lowest enrollment of any of the 14 schools (6,738).
- Vanderbilt's Perry Wallace became the first African-American scholarship basketball player in the SEC when he took the court in 1967.
- The Commodores have 48 career 1,000-point scorers, with Shan Foster (2004-08) the all-time leading scorer with 2,011 career points.
- Vanderbilt has had 12 All-Americans since 1950. They are: Billy Joe Adcock (1950), Clyde Lee (1965), Tom Hagan (1969), Jan van Breda Kolff (1974), Will Perdue (1988), Billy McCaffrey (1993), Dan Langhi (2000), Matt Freije (2004), Derrick Byars (2007), Shan Foster (2008), and John Jenkins (2011).
- Vanderbilt had two players selected in the 2016 NBA Draft - Wade Baldwin IV, Memphis, 17th pick and Damian Jones, Golden State 30th pick - one of only three schools with two or more players drafted in the first round. In all, 37 Vanderbilt players have been selected in the NBA Draft since 1950.
- The Commodores had three players drafted in the first 31 picks of the 2012 NBA Draft - John Jenkins, Atlanta, 23rd pick, Festus Ezeli, Golden State, 30th pick, Jeffery Taylor, Charlotte, 31st pick - the most by the Commodores in one draft.
- The Commodores ended a 61-year SEC Tournament drought in 2012 by claiming the tournament championship in New Orleans, the team's first SEC tournament championship since 1951.
- Kevin Stallings is the winningest coach in Vanderbilt history with 322 total victories (17 years, 322-220).
- All three of the university's top all-time scorers played for Kevin Stallings (Foster, Jeffery Taylor, Matt Freije). John Jenkins, who is 10th on the list, also played for him.
- Vanderbilt's intercollegiate athletics teams are nicknamed the Commodores, in honor of the nickname given to founder Cornelius Vanderbilt, who made his fortune in shipping. Vanderbilt donated \$1 million to begin "Central University" in 1875 - the campus was later renamed for Cornelius because of his generosity. Cornelius never stepped foot on the campus that bears his namesake.

SEC STANDINGS

2017-18 SEC STANDINGS (FINAL)

	SEC	Pct.	All	Pct.
Auburn	13-5	.722	26-8	.765
Tennessee	13-5	.722	26-9	.743
Florida	11-7	.611	21-13	.618
Kentucky	10-8	.556	26-11	.703
Missouri	10-8	.556	20-13	.606
Arkansas	10-8	.556	23-12	.657
Miss. State	9-9	.500	25-12	.676
Texas A&M	9-9	.500	22-13	.629
Alabama	8-10	.444	20-16	.556
LSU	8-10	.444	18-15	.545
South Carolina	7-11	.389	17-16	.515
Georgia	7-11	.389	18-15	.545
Vanderbilt	6-12	.333	12-20	.375
Ole Miss	5-13	.278	12-20	.375

SEC STATS

VU TEAM SEC RANKINGS

Category	SEC (FINAL)	All
Scoring	4th (73.2)	11th (72.7)
Scoring Defense	12th (77.4)	12th (73.9)
Scoring Margin	13th (-4.2)	13th (-1.2)
FT%	4th (.743)	3rd (.742)
FG%	3rd (.450)	10th (.438)
FG% Defense	14th (.491)	14th (.476)
3FG%	3rd (.371)	6th (.353)
3FG% Defense	14th (.436)	14th (.381)
3FG Made	2nd (9.6)	3rd (9.1)
Rebound Margin	9th (-0.5)	9th (+0.5)
Blocks	13th (3.3)	12th (3.4)
Assists	11th (12.1)	14th (12.3)
Steals	13th (4.5)	13th (4.9)
Turnover Margin	12th (-2.3)	11th (-1.8)
Assist/TO Ratio	8th (1.0)	8th (1.0)

VU INDIVIDUAL SEC RANKINGS

Jeff Roberson	SEC (FINAL)	Total
Scoring	2nd (18.5)	5th (17.0)
Rebounding	6th (6.7)	5th (7.2)
FT%	NA	2nd (.852)
Def. Rebounding	5th (5.1)	4th (5.3)
FG%	5th (.486)	4th (.482)
3FG%	10th (.385)	NA
3FG Made	T-10th (2.1)	NA
Minutes Played	3rd (35.9)	3rd (34.3)
Riley LaChance	SEC (FINAL)	Total
FG%	9th (.464)	NA
3PT%	9th (.397)	5th (.415)
3FG Made	T-4th (2.7)	5th (2.5)
A/TO Ratio	5th (2.2)	4th (2.6)
Assists	T-8th (3.7)	NA
Minutes Played	T-10th (32.6)	9th (31.5)
Saben Lee	SEC (FINAL)	Total
Steals	T-10th (1.2)	NA
Clevon Brown	SEC (FINAL)	Total
Blocks	T-7th (1.6)	NA

2017-18 ALL-SEC TEAMS

First Team All-SEC

Jaylen Barford, Arkansas
Chris Chiozza, Florida
Yante Maten, Georgia
Kevin Knox, Kentucky
Kassius Robertson, Missouri
Chris Silva, South Carolina
Grant Williams, Tennessee
Tyler Davis, Texas A&M

Second Team All-SEC

Collin Sexton, Alabama
Daryl Macon, Arkansas
Bryce Brown, Auburn
Jared Harper, Auburn
Shai Gilgeous-Alexander, Kentucky
Quinnndary Weatherspoon, Mississippi State
Admiral Schofield, Tennessee
Jeff Roberson, Vanderbilt

All-Freshman Team

Collin Sexton, Alabama
Daniel Gafford, Arkansas
Shai Gilgeous-Alexander, Kentucky
Kevin Knox, Kentucky
Tremont Waters, LSU
Nick Weatherspoon, Mississippi State
Jontay Porter, Missouri
TJ Starks, Texas A&M

All-Defensive Team

Donta Hall, Alabama
Anfernee McLemore, Auburn
Chris Chiozza, Florida
Chris Silva, South Carolina
Robert Williams, Texas A&M

Coach of the Year

Rick Barnes, Tennessee

Player of the Year

Grant Williams, Tennessee

Scholar Athlete of the Year

Juwan Parker, Georgia

Co-Freshman of the Year

Collin Sexton, Alabama
Kevin Knox, Kentucky

Co-Sixth man of the Year

Jontay Porter, Missouri
Lamonté Turner, Tennessee

Defensive Player of the Year

Chris Silva, South Carolina
Robert Williams, Texas A&M

Vanderbilt Combined Overall Statistics



2017-18 Vanderbilt Basketball Vanderbilt Combined Team Statistics (as of Mar 07, 2018) All games



RECORD:	OVERALL	HOME	AWAY	NEUTRAL
ALL GAMES	12-20	11-7	1-10	0-3
CONFERENCE	6-12	5-4	1-8	0-0
NON-CONFERENCE	6-8	6-3	0-2	0-3

#	Player	gp-gs	min	avg	Total		3-Point		F-Throw		Rebounds				pf dq			a			to blk			stl		pts		avg
					fg-fga	fg%	3fg-fga	3fg%	ft-fa	ft%	off	def	tot	avg	pf	dq	a	to	blk	stl	pts							
11	ROBERSON, Jeff	32-31	1102	34.4	164-343	.478	62-153	.405	152-178	.854	61	167	228	7.1	91	1	49	49	10	28	542	16.9						
13	LACHANCE, Riley	32-31	1015	31.7	156-341	.457	81-194	.418	57-73	.781	12	90	102	3.2	64	2	103	40	0	15	450	14.1						
05	FISHER-DAVIS, M.	17-10	443	26.1	61-162	.377	35-105	.333	34-39	.872	18	63	81	4.8	40	0	21	19	9	19	191	11.2						
00	LEE, Saben	32-29	857	26.8	115-249	.462	23-75	.307	85-117	.726	22	73	95	3.0	78	2	99	71	5	39	338	10.6						
02	TOYE, Joe	32-9	602	18.8	68-170	.400	20-76	.263	27-44	.614	17	48	65	2.0	66	3	26	42	9	9	183	5.7						
01	WILLIS, Payton	31-4	573	18.5	48-138	.348	38-109	.349	23-35	.657	11	48	59	1.9	41	0	43	29	3	14	157	5.1						
10	EVANS, Maxwell	29-15	378	13.0	34-95	.358	18-54	.333	28-33	.848	15	41	56	1.9	33	0	14	25	0	9	114	3.9						
15	BROWN, Clevon	32-4	543	17.0	51-112	.455	11-46	.239	12-26	.462	42	56	98	3.1	67	3	7	27	43	9	125	3.9						
12	BAPTISTE, Djery	29-10	442	15.2	30-66	.455	0-0	.000	30-41	.732	34	69	103	3.6	74	4	5	24	26	7	90	3.1						
50	OBINNA, Ejike	25-14	235	9.4	26-44	.591	0-1	.000	15-31	.484	12	41	53	2.1	50	2	1	13	2	1	67	2.7						
03	AUSTIN, JR., Larry	23-3	254	11.0	22-53	.415	1-4	.250	13-23	.565	10	23	33	1.4	27	0	24	15	1	4	58	2.5						
14	RICE, Isaiah	2-0	6	3.0	0-2	.000	0-2	.000	1-2	.500	0	0	0	0.0	1	0	0	2	0	0	1	0.5						
	Team										58	44	102		2		23											
	Total.....	32	6450		775-1775	.437	289-819	.353	477-642	.743	312	763	1075	33.6	634	17	392	379	108	154	2316	72.4						
	Opponents.....	32	6450		841-1806	.466	210-562	.374	476-660	.721	293	774	1067	33.3	572	-	393	316	133	155	2368	74.0						

TEAM STATISTICS	VU	OPP
SCORING	2316	2368
Points per game	72.4	74.0
Scoring margin	-1.6	-
FIELD GOALS-ATT	775-1775	841-1806
Field goal pct	.437	.466
3 POINT FG-ATT	289-819	210-562
3-point FG pct	.353	.374
3-pt FG made per game	9.0	6.6
FREE THROWS-ATT	477-642	476-660
Free throw pct	.743	.721
F-Throws made per game	14.9	14.9
REBOUNDS	1075	1067
Rebounds per game	33.6	33.3
Rebounding margin	+0.3	-
ASSISTS	392	393
Assists per game	12.3	12.3
TURNOVERS	379	316
Turnovers per game	11.8	9.9
Turnover margin	-2.0	-
Assist/turnover ratio	1.0	1.2
STEALS	154	155
Steals per game	4.8	4.8
BLOCKS	108	133
Blocks per game	3.4	4.2
ATTENDANCE	165131	125625
Home games-Avg/Game	18-9174	11-10891
Neutral site-Avg/Game	-	3-1942

Score by Periods	1st	2nd	OT	Totals
Vanderbilt	1034	1263	19	2316
Opponents	1083	1260	25	2368

Date	Opponent		Score	Att.
11/10/17	AUSTIN PEAY	W	73-54	8609
11/13/17	at Belmont	L	60-69	5266
11/17/17	UNC ASHEVILLE	W	79-76	8048
11/19/17	USC	Lot	89-93	8284
11/23/17	vs Virginia	L	42-68	1874
11/24/17	vs Seton Hall	L	59-72	3952
11/28/17	RADFORD	W	74-62	8027
12/03/17	KANSAS STATE	L	79-84	8570
12/06/17	MIDDLE TENNESSEE	L	63-66	8739
12/17/17	at Arizona State	L	64-76	10797
12/20/17	HOUSTON BAPTIST	W	81-48	7909
12/22/17	ALCORN STATE	W	92-51	8125
* 12/30/17	at Florida	L	74-81	10274
* 01/02/18	ALABAMA	W	76-75	9519
* 01/06/18	at South Carolina	L	60-71	11391
* 01/09/18	TENNESSEE	L	84-92	11510
* 01/13/18	KENTUCKY	L	67-74	13389
* 01/16/18	at Mississippi State	L	62-80	6633
* 01/20/18	LSU	W	77-71	8760
* 01/23/18	at Tennessee	L	62-67	14127
01/27/18	TCU	W	81-78	9755
* 01/30/18	at Kentucky	Lot	81-83	21143
* 02/03/18	at Auburn	L	81-93	9121
* 02/07/18	GEORGIA	W	81-66	8761
* 02/10/18	at Arkansas	L	54-72	17083
* 02/14/18	MISSISSIPPI STATE	W	81-80	8592
* 02/17/18	FLORIDA	W	71-68	10346
* 02/20/18	at LSU	L	78-88	7517
* 02/24/18	TEXAS A&M	L	81-89	9376
* 02/27/18	MISSOURI	L	66-74	8812
* 03/03/18	at Ole Miss	W	82-69	6447
03/07/18	vs Georgia	L	62-78	0

* - Conference game

Vanderbilt Combined SEC Statistics



2017-18 Vanderbilt Basketball Vanderbilt Combined Team Statistics (as of Mar 03, 2018) Conference games only



RECORD:	OVERALL	HOME	AWAY	NEUTRAL
ALL GAMES	6-12	5-4	1-8	0-0
CONFERENCE	6-12	5-4	1-8	0-0
NON-CONFERENCE	0-0	0-0	0-0	0-0

#	Player	gp-gs	min	avg	Total		3-Point		F-Throw		Rebounds				pf	dq	a	to	blk	stl	pts	avg
					fg-fga	fg%	3fg-fga	3fg%	ft-fa	ft%	off	def	tot	avg								
11	ROBERSON, Jeff	18-18	646	35.9	105-216	.486	37-96	.385	86-108	.796	30	91	121	6.7	52	0	34	28	5	15	333	18.5
13	LACHANCE, Riley	18-18	587	32.6	93-206	.451	48-121	.397	35-49	.714	6	53	59	3.3	43	1	66	30	0	10	269	14.9
00	LEE, Saben	18-18	520	28.9	75-148	.507	18-46	.391	42-56	.750	11	47	58	3.2	53	2	49	43	1	22	210	11.7
05	FISHER-DAVIS, M.	6-3	134	22.3	20-49	.408	10-26	.385	9-9	1.000	8	13	21	3.5	9	0	4	4	5	2	59	9.8
02	TOYE, Joe	18-1	327	18.2	39-87	.448	13-38	.342	14-21	.667	8	26	34	1.9	46	2	12	17	1	4	105	5.8
01	WILLIS, Payton	18-4	391	21.7	34-101	.337	26-79	.329	11-16	.688	7	36	43	2.4	26	0	30	17	1	10	105	5.8
10	EVANS, Maxwell	17-12	257	15.1	18-52	.346	12-32	.375	26-30	.867	13	28	41	2.4	24	0	7	19	0	6	74	4.4
15	BROWN, Clevon	18-3	350	19.4	28-61	.459	8-25	.320	7-15	.467	27	39	66	3.7	42	2	5	20	29	5	71	3.9
50	OBINNA, Ejike	14-8	124	8.9	18-32	.563	0-1	.000	5-13	.385	5	17	22	1.6	26	2	0	7	1	1	41	2.9
12	BAPTISTE, Djery	16-5	216	13.5	10-26	.385	0-0	.000	13-18	.722	13	34	47	2.9	39	2	2	10	15	4	33	2.1
03	AUSTIN, JR., Larry	11-0	73	6.6	7-15	.467	0-0	.000	4-4	1.000	4	7	11	1.0	7	0	8	6	1	2	18	1.6
Team											30	22	52		1		8					
Total.....		18	3625		447-993	.450	172-464	.371	252-339	.743	162	413	575	31.9	368	11	217	209	59	81	1318	73.2
Opponents.....		18	3625		484-986	.491	126-289	.436	299-416	.719	151	433	584	32.4	309	-	236	167	90	98	1393	77.4

TEAM STATISTICS	VU	OPP	Date	Opponent	Score	Att.
SCORING	1318	1393	* 12/30/17	at Florida	L 74-81	10274
Points per game	73.2	77.4	* 01/02/18	ALABAMA	W 76-75	9519
Scoring margin	-4.2	-	* 01/06/18	at South Carolina	L 60-71	11391
FIELD GOALS-ATT	447-993	484-986	* 01/09/18	TENNESSEE	L 84-92	11510
Field goal pct	.450	.491	* 01/13/18	KENTUCKY	L 67-74	13389
3 POINT FG-ATT	172-464	126-289	* 01/16/18	at Mississippi State	L 62-80	6633
3-point FG pct	.371	.436	* 01/20/18	LSU	W 77-71	8760
3-pt FG made per game	9.6	7.0	* 01/23/18	at Tennessee	L 62-67	14127
FREE THROWS-ATT	252-339	299-416	* 01/30/18	at Kentucky	Lot 81-83	21143
Free throw pct	.743	.719	* 02/03/18	at Auburn	L 81-93	9121
F-Throws made per game	14.0	16.6	* 02/07/18	GEORGIA	W 81-66	8761
REBOUNDS	575	584	* 02/10/18	at Arkansas	L 54-72	17083
Rebounds per game	31.9	32.4	* 02/14/18	MISSISSIPPI STATE	W 81-80	8592
Rebounding margin	-0.5	-	* 02/17/18	FLORIDA	W 71-68	10346
ASSISTS	217	236	* 02/20/18	at LSU	L 78-88	7517
Assists per game	12.1	13.1	* 02/24/18	TEXAS A&M	L 81-89	9376
TURNOVERS	209	167	* 02/27/18	MISSOURI	L 66-74	8812
Turnovers per game	11.6	9.3	* 3/3/18	at Ole Miss	W 82-69	6447
Turnover margin	-2.3	-	* - Conference game			
Assist/turnover ratio	1.0	1.4				
STEALS	81	98				
Steals per game	4.5	5.4				
BLOCKS	59	90				
Blocks per game	3.3	5.0				
ATTENDANCE	89065	103736				
Home games-Avg/Game	9-9896	9-11526				
Neutral site-Avg/Game	-	0-0				

Score by Periods	1st	2nd	OT	Totals
Vanderbilt	570	738	10	1318
Opponents	619	762	12	1393

THE LAST TIME...

VANDERBILT INDIVIDUALS

Scoring:

Scored 25 points – Riley LaChance (26), at LSU, 2/20/2018

Scored 30 points – Jeff Roberson (30), at Auburn, 2/3/2018

Scored 35 points – Billy McCaffrey (35), vs. Georgia, 2/24/1993

Scored 40 points – Shan Foster (42) vs. Mississippi State, 3/5/2008

Two Players Had 20 Points –

Riley LaChance (26), Jeff Roberson (20) at LSU, 2/20/2018

Three Players Had 20 Points – Derrick Byars (28), Shan Foster (21) and Ross Neltner (20) vs. Toledo, 12/2/2006

Scored 20 Points in Two Straight Games – Jeff Roberson (26), Riley LaChance (21) vs. Florida (2/17/2018); Riley LaChance (26), Jeff Roberson (20) at LSU (2/20/2018)

Scored 20 Points in Three Straight Games – Jeff Roberson (22) vs. Miss. St., 2/14/18; Jeff Roberson (26) vs. Florida, 2/17/18; Jeff Roberson (20) at LSU, 2/20/18; Riley LaChance (21) vs. Florida, 2/17/18; Riley LaChance (26) at LSU, 2/20/18; Riley LaChance (23) vs. Texas A&M, 2/24/18

Scored 20 Points in Four Straight Games

– Jeff Roberson (22), vs. Miss. St., 2/14/18; Jeff Roberson (26) vs. Florida, 2/17/18; Jeff Roberson (20) at LSU, 2/20/18; Jeff Roberson (21) vs. Texas A&M, 2/24/18

Scored 20 Points in Five Straight Games

– Jeff Roberson (21) at Tennessee, 1/23/2018; vs. LSU (20), 1/20/2018; vs. TCU (20), 1/27/2018; at Kentucky (23), 1/30/2018; at Auburn (30), 2/3/2018

Scored 20 Points in Six Straight Games

– Shan Foster vs. Georgia (29), 2/23/2008; vs. Tennessee (32), 2/26/2008; at Arkansas (22), 3/1/2008; vs. Mississippi State (42), 3/5/2008; at Alabama (21), 3/8/2008; vs. Auburn (26), 3/13/2008

Five Players Scored in Double Figures

– Riley LaChance (19), Saben Lee (19), Payton Willis (13), Joe Toye (12), Jeff Roberson (11) vs. Georgia, 2/7/2018

Seven Players Scored in Double Figures

– Damian Jones (10), Wade Baldwin IV (20), Riley LaChance (10), Nolan Cressler (14), Joe Toye (10), Matthew Fisher-Davis (12), Josh Henderson (11), vs. Detroit (12/2/15)

Four Players with 15 or more points

– Jeff Roberson (19), Matthew Fisher-Davis (19), Riley LaChance (19), Luke Kornet (16) vs. Kentucky, 1/10/2017

Double-Doubles:

Double-Double – Jeff Roberson (22 points, 11 rebounds) vs. Miss. St. (2/14/18)

20-10 game – Jeff Roberson (22 points, 11 rebounds) vs. Miss. St. (2/14/18)

30-10 game – Jeff Roberson (30 points, 10 rebounds) at Auburn, 2/3/2018

Back-to-back 20-10 games – Matt Freije vs. South Carolina (26 points, 11 rebounds) 1/28/04; vs. Kentucky (20 points, 11 rebounds) 1/31/04

Double-Double in Points and Rebounds – Jeff Roberson (22 points, 11 rebounds) vs. Miss. St. (2/14/18)

Double-Double in Points and Assists – Wade Baldwin IV (15 points, 10 assists) vs. Western Michigan, 12/30/2015

Double-Double in Points and Blocks – Luke Kornet (11 points, 10 blocks) vs. Auburn (1/12/2016)

Double-Double in Points and Steals – Never

Double-Double in Two Consecutive games

– Jeff Roberson (13 points, 10 rebounds) vs. Austin Peay, 11/10/17; (13 points, 10 rebounds) at Belmont (13 points, 12 rebounds) 11/10/2017

Double-Double in three consecutive games – Jeff Roberson vs. Austin Peay (13 points, 10 rebounds) 11/10/2017; at Belmont (13 points, 12 rebounds) 11/10/2017; vs. UNC Asheville (17 points, 12 rebounds) 11/10/2017

Two players record double-double

– Damian Jones (24 points, 12 rebounds), Luke Kornet (10 points, 10 rebounds) vs. Trevecca, 11/16/2014

Triple-Doubles:

Triple-Double – Luke Kornet (11 points, 11 rebounds, 10 blocks) vs. Auburn, 1/12/16; Brad Tinsley (11 points, 10 rebounds, 10 assists) vs. Presbyterian, 11/12/2010

Field Goals:

Made 10 FG in a game – Jeff Roberson (10) at Auburn, 2/3/2018

Made 11 FG in a game – Matthew Fisher-Davis (11) vs. Auburn, 1/4/2017

Made 12 FG in a game – Damian Jones (12) at Florida, 2/23/2016

Made 16 FG in a game – Shan Foster (16) vs. Mississippi State, 3/5/2008

Attempted 15 FG in a game – Jeff Roberson (15) vs. Missouri, 2/27/2018

Attempted 16 FG in a game – Riley LaChance (16) vs. Missouri, 2/27/2018

Attempted 17 FG in a game – Jeff Roberson (17) at Auburn, 2/3/2018

Attempted 18 FG in a game – Riley LaChance (18) at LSU, 2/20/2018

Attempted 19 FG in a game – Rod Odom (19) vs. Missouri, 1/16/14

Attempted 20 FG in a game – Jeff Roberson (20), vs. Texas A&M, 2/24/18

Three-Pointers:

Made 5 3-pointers in a game – Riley LaChance (5) vs. Missouri, 2/27/2018

Made 6 3-pointers in a game – Riley LaChance (6) vs. Texas A&M, 2/24/18

Made 7 3-pointers in a game – Matthew Fisher-Davis (7) vs. Auburn, 1/4/2017

Made 8 3-pointers in a game – Shan Foster (8) vs. UMass, 1/5/2008

Made 9 3-pointers in a game – Shan Foster (9) vs. Mississippi State, 3/5/2008

Attempted 10 3-pointers in a game – Riley LaChance (10) vs. Missouri, 2/27/2018

Attempted 15 3-pointers in a game – John Jenkins (16) vs. Oregon, 11/11/2011

Free Throws:

Made 10 FT in a game – Jeff Roberson (10), at Kentucky, 1/30/2018

Made 12 FT in a game – Jeff Roberson (12) vs. Florida, 2/17/2018

Made 13 FT in a game – A.J. Ogilvy (13) vs. DePaul, 12/5/2009

Made 18 FT in a game – Matt Freije (18) vs. Indiana, 11/24/2003

Attempted 12 FT in a game – Jeff Roberson (12) vs. Florida, 2/17/2018

Attempted 14 FT in a game – Wade Baldwin IV (14) vs. Florida, 1/26/2016

Attempted 15 FT in a game – Saben Lee (16) vs. Kansas St., 12/3/2017

Rebounds:

10 Rebounds in a game – Jeff Roberson (11), vs. Miss. St. (2/14/18)

15 Rebounds in a game – Jeff Roberson (16) vs. Minnesota, 12/3/16

10+ Rebounds in Three Consecutive Games – Jeff Roberson vs. Austin Peay (10) 11/10/2017; at Belmont (12) 11/10/2017; vs. UNC Asheville (12) 11/10/2017

Assists:

8 Assists – Riley LaChance (8) vs. Miss. St. (2/14/18)

9 Assists – Saben Lee (9) vs. Texas A&M, 2/24/18

10 Assists – Wade Baldwin IV (10) vs. Auburn, 1/12/16

11 Assists – Mario Moore (13) vs. Arkansas, 2/19/2005

12 Assists – Mario Moore (13) vs. Arkansas, 2/19/2005

13 Assists – Mario Moore (13) vs. Arkansas, 2/19/2005

14 Assists – Billy McCaffrey (14) vs. Kentucky, 1/13/1993

5+ Assists in Four Consecutive Games – Wade Baldwin IV (8) vs. Texas A&M, 2/4/16; (9) at Ole Miss, 2/6/16; (7) vs. Missouri, 2/10/16; (7) at Auburn, 2/13/16; (9) at Miss. St., 2/16/16; (7) vs. Georgia, 2/20/16

8+ Assists in Two Consecutive Games – Atiba Prater (9) at Georgia, 2/2/2000; (9) vs. Boston College, 2/6/2000

Blocks:

4 Blocked Shots – Matthew Fisher-Davis (4) at South Carolina, 1/6/2018

5 Blocked Shots – Luke Kornet (5) vs. Texas A&M, 2/16/2017

6 Blocked Shots – Luke Kornet (6) at Texas A&M, 3/5/2016

7 Blocked Shots – Clevon Brown (8) at Ole Miss, 3/3/2018

10 Blocked Shots – Luke Kornet (10) vs. Auburn, 1/12/16

Steals:

4 Steals – Jeff Roberson (4) vs. Missouri, 2/27/2018

5 Steals – Riley LaChance (5) vs. Penn, 12/22/2014

6 Steals – Dan Cage (6) vs. Furman, 11/28/2006

7 Steals – James Strong (8) vs. Morehead State, 11/24/1998

8 Steals – James Strong (8) vs. Morehead State, 11/24/1998

Minutes:

Played every minute – Jeff Roberson at Ole Miss, 3/3/2018

Played over 40 minutes – Jeff Roberson (43), at Kentucky, 1/30/2018

All 5 starters played 40 minutes – Steve Tchiengang (40), Brad Tinsley (40), Lance Goulbourne (41), Jeffery Taylor (41), and John Jenkins (41), at Louisville, 12/2/2011

Fouls:

Technical Foul – Team, at Arkansas, 2/10/2018

Fouled Out – Ejike Obinna, vs. Texas A&M, 2/24/18

Two Players Fouled Out – Riley LaChance, Djery Baptiste, vs. Kansas St., 12/3/2017

Three Players Fouled Out – Saben Lee, Clevon Brown, Djery Baptiste vs. Tennessee, 1/9/2018

TEAM

Started the game with Opponent Technical Foul – Furman bench, 12/22/2008

Scored 95 or more points – 102 vs. Detroit, 12/2/15 (W, 102-52)

Scored 100 or more points – 102 vs. Detroit, 12/2/2015 (W, 102-52)

Scored 100 or more points (SEC game) – 102 at Ole Miss, 2/16/2012 (W, 102-76)

Scored 110 or more points – 113 vs. Alabama A&M 12/30/1998 (W, 113-71)

Scored 110 or more points (SEC game) – 111 vs. Alabama 2/21/1972 (W, 111-91)

Scored 120 or more points – 130 vs. Ole Miss 12/22/1970 (W, 130-112)

Scored 120 or more points (SEC game) – 130 vs. Ole Miss 12/22/1970 (W, 130-112)

Scored 130 or more points – 130 vs. Ole Miss 12/22/1970 (W, 130-112)

Scored Less than 50 points – 42 vs. Virginia (42), 11/23/2017

Scored Less than 40 points – 38 at Tennessee (L, 76-38), 3/1/2014

Scored 20 or less points in half – 17 (1st half), vs. Virginia, 11/23/2017 (L, 42-68)

Scored 90+ points in three consecutive games – 95 vs. Bradley, 11/24/2007 (W, 95-86); 91 vs. South Alabama, 11/29/2007 (W, 91-88); vs. Georgia Tech, 12/1/2007 (W, 92-79)

Allowed 90 or more points – 91, at Auburn, 2/3/2018 (L, 93-81)

Allowed 100 or more points – 106, Kentucky, 3/5/2003 (L, 44-106)

Allowed Less than 50 points – 48, vs. Houston Baptist, 12/20/2017 (W, 81-48)

Allowed 40 or Less points – 31, at Mississippi State, 2/23/2013 (W, 72-31)

Shot 60% or better – .609 vs. Tenn. St., 11/23/14 (W, 78-46)

Shot 60% or better from three – .643 vs. Purdue, 12/13/14 (W, 81-71)

THE LAST TIME...

Shot over 67% FG – .679 vs. TSU, 12/19/2009 (W, 84-71)

Shot 50% or better – .527 at Ole Miss, 3/3/2018

Shot lower than 30% – .250 at Arkansas 2/10/18 (L, 54-72)

Allowed 60% shooting – .625 at LSU, 2/20/2018 (L, 78-88)

Scored 100 points in two consecutive games – 111 vs. North Alabama 12/20/1980 (W, 111-79) and 111 vs. Memphis 12/23/1980 (W, 111-96)

Scored 100 points in three consecutive games – Never

Scored 100 points in Consecutive SEC games – 104 vs. LSU 2/19/1972 (W, 104-83) and 111 vs. Alabama 2/21/1972 (W, 111-91)

Won game by 70 points or more – 71 vs. Union (Tenn.) (W, 95-24), 1911-12

Won game by 60 points or more – 71 vs. Union (Tenn.) (W, 95-24), 1911-12

Won game by 50 points or more – 50 vs. Detroit (W, 102-52) 12/2/2015

Lost by 25 or More Points – vs. Virginia, 11/23/17 (L, 68-42)

Game decided by one point – vs. Miss. St. (2/14/18) (W, 81-80)

Two consecutive games decided by one point – at South Carolina (L, 70-71) 1/7/1998 and Tennessee (W, 80-79) 1/10/1998

Three consecutive games decided by one point – Never

Shot 90% or Better from Free Throw Line (min. 10 att.) – 91.7% vs. Florida, 2/17/2018 (22-24)

Shot less than 50% from Free Throw Line – 46.9% vs. Morgan State (15-32) 11/23/13

Shot less than 20% from 3PT – .158 (3-19) vs. Wichita State 3/15/16 (L, 70-50)

Attempted 30 FT – 30 (20-30) vs. LSU, 1/20/2018

Attempted 35 FT – 39 (29-39) at Tennessee, 1/20/2016

Attempted 40 FT – 42 (29-42) vs. Florida, 2/3/2015

Attempted five or less FT – 3 at Texas A&M, 1/31/2017

Made 30 FT – 38, vs. Western Carolina, 12/16/14

Made 15 3FG – 17 vs. Alcorn St., 12/22/2017

Won an Overtime Game – vs. Florida 3/10/2017 (W, 72-62)

Lost an Overtime Game – at Kentucky, 1/30/2018 (L, 81-83)

Played Two Overtimes – vs. Yale 1/3/15 (W, 79-74)

Played Three Overtimes – at Ole Miss 2/17/1982 (L, 51-48)

Played Four Overtimes – at Ole Miss 2/17/1982 (L, 51-48)

Played consecutive games that went to overtime – vs. Xavier 11/28/2011 (L, 82-70) and at Louisville, 12/2/2011 (L, 62-60)

Had 20 Turnovers – 26, at Arkansas, 1/5/2016

Had 10 Blocks – 10, vs. Auburn, 1/12/2016

Scored 30 points – Shai Gilgeous-Alexander (30) at Kentucky, 1/30/2018

Scored 35 points – Grant Williams (37), vs. Tennessee, 1/9/2018

Scored 40 points – Morris Almond (44), Rice, 1/3/2007

Two Players Had 20 Points – Grant Williams (37), Admiral Schofield (22), vs. Tennessee, 1/9/2018

Five Players Scored in Double Figures Deandre Burnett (17), Terence Davis (17), Breein Tyree (11), Justas Furmanavicius (11), Sebastian Saiz (10), vs. Ole Miss, 2/4/2017

Six Players Scored in Double Figures – Bam Doyno (22), Dwayne Curtis (12), Todd Abernethy (11), Clarence Sanders (11), Polynice (10) and Williams (10), vs. Ole Miss, 1/27/2007

Four Players with 15 or more points – Erik Daniels (20), Marquis Estill (17), Kelenna Azubuike (16) and Gerald Fitch (15) vs. Kentucky, 3/5/2003

Double-Doubles:

Double-Double – Duop Reath (31 points, 13 rebounds) vs. LSU, 1/20/2018

Triple-Double – Sam Muldrow (16 points, 14 rebounds and 10 blocks) at South Carolina, 1/8/2010

20-10 game – Dylan Windler (24 points, 11 rebounds), at Belmont, 11/13/2017

30-10 game – Ben Simmons (36 points, 14 rebounds), LSU, 1/2/2016

Double-Double in Points and Rebounds

– Duop Reath (31 points, 13 rebounds) vs. LSU, 1/20/2018

Double-Double in Points and Assists – Nick Calathes (15 points, 10 assists) at Florida, 1/27/2008

Two players record double-doubles – Prince Ibeh (13 points, 11 rebounds), Kerwin Roach, Jr. (15 points, 11 rebounds), at Texas, 1/30/2016

Field Goals:

Made 10 FG in a game – Tremont Waters (10) at LSU, 2/20/2018

Made 11 FG in a game – Tyler Davis (11), vs. Texas A&M, 2/16/2017

Made 12 FG in a game – Shai Gilgeous-Alexander (12) at Kentucky, 1/30/2018

Made 13 FG in a game – Duop Reath (13) vs. LSU, 1/20/2018

Attempted 15 FG in a game – Chris Silva (15) at South Carolina, 1/6/2018

Attempted 16 FG in a game – Giddy Potts (16) vs. M. Tennessee, 12/6/2017

Attempted 17 FG in a game – Daryl Macon (17), at Arkansas, 2/10/2018

Attempted 18 FG in a game – Tremont Waters (18) at LSU, 2/20/2018

Attempted 19 FG in a game – Shai Gilgeous-Alexander (19) at Kentucky, 1/30/2018

Attempted 20 FG in a game – Duop Reath (20) vs. LSU, 1/20/2018

Attempted 25 FG in a game – Malik Monk (25) at Kentucky, 2/28/2017

Three-Pointers:

Made 5 3-pointers in a game – Xavian Stapleton (5), vs. Miss. St. (2/14/18)

Made 6 3-pointers in a game

– Jamal Murray, vs. Kentucky (6), 2/27/16

Made 7 3-pointers in a game – Chandler Parsons (7) vs. Florida, 1/25/2009

Made 8 3-pointers in a game – Brian Sullivan (8) vs. Miami (OH), 1/2/2012

Attempted 10 3-pointers in a game – Jordan McLaughlin (11), vs. USC, 11/19/2017

Free Throws:

Made 10 FT in a game – Grant Williams (12) at Tennessee, 1/23/2018

Made 16 FT in a game – Ben Simmons (16), LSU, 1/2/2016

Made 17 FT in a game – Morris Almond (17) at Rice, 1/3/2007

Attempted 10 FT in a game – Tyler Davis vs. Texas A&M, 2/24/18

Attempted 13 FT in a game – Ian Dubose (13) vs. Houston Baptist, 12/20/2017

Attempted 14 FT in a game – Grant Williams, (14) at Tennessee, 1/23/2018

Attempted 15 FT in a game – Grant Williams (15) vs. Tennessee, 1/9/2018

Rebounds:

10 Rebounds in a game – Duop Reath (13) vs. LSU, 1/20/2018

15 Rebounds in a game – Sebastian Saiz (16), vs. Ole Miss, 2/4/2017

18 Rebounds in a game – Daniel Northern (18) vs. Tennessee Tech, 12/20/2008

19 Rebounds in a game – Omar Samhan (19) at St. Mary's, 11/20/2009

20 Rebounds in a game – Roy Rogers (20) at Alabama, 1/3/1996

Assists

8 Assists – Lamar Peters (8) vs. Miss. St. (2/14/18)

9 Assists – Tremont Waters (9) at LSU, 2/20/2018

10 Assists – Alex Caruso (10) at Texas A&M, 1/31/2015

11 Assists – Dee Bost (11) vs. Mississippi State, 3/11/2011

12 Assists – Jared Harper (14) at Auburn, 2/3/2018

Blocks:

4 Blocked Shots – Kevarrus Hayes (4), at Florida, 12/30/2017

5 Blocked Shots – Karl-Anthony Towns, (7), at Kentucky, 1/20/15

6 Blocked Shots – Reggie Lynch, (6), vs. Minnesota, 12/3/16

7 Blocked Shots – Daniel Gafford, (7), at Arkansas, 2/10/18

8 Blocked Shots – Jarvis Varnado (9) vs. Mississippi State, 2/3/2010

10 Blocked Shots – Sam Muldrow (10) at South Carolina, 1/8/2011

Steals:

5 Steals – Devon Baukman (5) vs. Tennessee, 3/10/2016

6 Steals – Jajuan Johnson (6) vs. Marquette, 11/11/2016

7 Steals – Aaron Lucas (7) at South Carolina, 1/19/2002

8 Steals – Steve Wojciechowski (8) at Duke, 11/22/1996

Two players with 3 steals – Bobby Portis (4), Rashad Madden (3) at Arkansas, 1/10/15

Minutes:

Played every minute – Jordan Barnett vs. Missouri, 2/27/2018

Played over 40 minutes – Kevin Knox (40), at Kentucky, 1/30/2018

Fouls:

Technical Foul – Xavian Stapleton, vs. Miss. St. (2/14/18)

Fouled Out – Marcanvis Hyman, at Ole Miss, 3/3/2018

Three Players Fouled Out – Donte' Williams, Nemanja Djuricic, John Florveus vs. Georgia, 1/14/2012

OPPONENT - TEAM

Scored 90 or more points at Memorial Gym – 92 vs. Tennessee, 1/9/2018 (L, 84-92)

Scored 100 or more points – 106 at Kentucky 3/5/2003 (L, 44-106)

Scored 110 or more points – 120 vs. Kentucky 2/7/1996 (L, 81-120)

Scored 120 or more points – 120 vs. Kentucky 2/7/1996 (L, 81-120)

Scored 130 or more points – Never

Scored Less than 50 points – 41 vs. Texas A&M, 3/9/17 (W, 66-41)

Scored Less than 40 points – 31 at Mississippi State, 2/23/2013 (W, 72-31)

Shot 50% or Better – .578 vs. Missouri, 2/27/2018 (Missouri, 74-66)

Shot 60% or Better – .625 at LSU (LSU 88, VU 78), 2/20/2018

Shot 60% or Better from 3PT – .654 (17-26), at Auburn, 2/3/2018

Shot less than 30% FG – .262 (16-61), vs. Houston Baptist, 12/20/2017 (W, 81-48)

Shot less than 15% from 3PT – .056 (1-18), vs. Houston Baptist, 12/20/2017 (W, 81-48)

Held Opponent Without a 3-Pointer – vs. Nebraska, 11/18/10 (W, 59-49)

Shot 90% or Better from Free Throw Line – 90.0, at Florida, 12/30/2017 (27-30)

Shot less than 50% from Free Throw Line – .467, vs. Minnesota, 12/3/2016 (L, 52-56)

Attempted 30 FT – 32, vs. Texas A&M, 2/24/18

Attempted 40 FT – 42 at Mississippi State, 2/12/2007

Attempted 45 or More FT – 49 at South Carolina, 1/28/2009

Attempted Zero FT – vs. TCU, 1/27/2018

Attempted five or less FT – 1 vs. Miami (OH), 1/2/2012

Made 30 FT – 32, at South Carolina, 1/28/2009

Made 0 FT – vs. TCU, 1/27/2018

Made 12 3PT – 12, vs. Missouri, 2/27/2018

Made 15 3PT – 17, at Auburn, 2/3/2018

Attempted 30 or more 3PT – 41 vs. Belmont, 11/15/16

Had 20 Turnovers – 20 vs. MTSU, 12/21/2012

OPPONENT - INDIVIDUALS

Scoring:

Scored 25 points – Tremont Waters (28) at LSU, 2/20/2018



CLEVON BROWN

15

Junior, Forward
6'8" 240 lbs.
San Antonio, Texas
Churchill HS

SEASON HIGHS (2017-18)

Points: 13, vs. Austin Peay (11/10/17)
FG Made: 6, vs. Austin Peay (11/10/17)
FG Atts: 11, vs. Austin Peay (11/10/17)
3FG Made: 1, 6x, last vs. Georgia (3/7/18)
3FG Atts: 3, vs. Austin Peay (11/10/17)
FT Made: 2, 2x, last at Miss. State (1/16/18)
FT Atts: 2, 4x, last at Miss. State (1/16/18)
Rebounds: 7, at Kentucky (1/30/18)
Assists: 1, 4x, last at Tennessee (1/23/18)
Turnovers: 4, at Auburn (2/3/18)
Blocks: 8, at Ole Miss (3/3/18)
Steals: 2, 2x, last vs. Missouri (2/27/18)
Minutes: 31, at Kentucky (1/30/18)

CAREER HIGHS

Points: 13, vs. Austin Peay (11/10/17)
FG Made: 6, vs. Austin Peay (11/10/17)
FG Atts: 11, vs. Austin Peay (11/10/17)
3FG Made: 2, 2x, last at Missouri (2/11/17)
3FG Atts: 3, 2x, at Missouri (2/11/17)
FT Made: 2, 3x, last at Miss. State (1/16/18)
FT Atts: 4, vs. Texas A&M (2/16/17)
Rebounds: 7, at Kentucky (1/30/18)
Assists: 1, 5x, last at Tennessee (1/23/18)
Turnovers: 4, at Auburn (2/3/18)
Blocks: 8, at Ole Miss (3/3/18)
Steals: 2, vs. Austin Peay (11/10/17)
Minutes: 31, at Kentucky (1/30/18)

BROWN NOTEBOOK

- ✪ Played in 32 games and made four starts in 2017-18. Averaged 3.9 points and 3.1 rebounds per game.
- ✪ Tallied a career-high eight blocks at Ole Miss. Also added six points and four rebounds. Most blocks for a Commodore since Luke Kornet had 10 vs. Auburn on 1/12/16
- ✪ Played career-high in minutes against TCU (26) and Kentucky (31). Had career-high 7 rebounds at UK.
- ✪ Scored a career-high 13 points in win over Austin Peay. Also set new career bests in field goals made and steals, and tied a career high in rebounds and blocks.
- ✪ Played in 34 games and averaged 1.6 points and 1.5 rebounds per game as a freshman in 2016-17.
- ✪ Signed with the Commodores in November of 2015.
- ✪ Made career debut vs. Marquette, scored five points against Golden Eagles; scored career-high six points vs. Norfolk State.
- ✪ Was ranked as the 9th-best player in the state of Texas by Texas Hoops, and the 126th-ranked player nationally by Rivals.com.
- ✪ Ranked as the 26th-ranked power forward in the country by Scout.com, he also received offers from Texas, Illinois, Notre Dame, and Auburn.

BROWN GAME-BY-GAME (JUNIOR)

Opponent	M	FG-A	3P-A	FT-A	Reb	PF	A	T	B	S	PTS
N6 Winthrop											
N11 @USC											
N16 Alcorn State											
N19 Liberty											
N23 Kent State											
N27 Savannah State											
D1 vs. N.C. State											
D5 Middle Tennessee											
D17 Arizona State											
D22 vs. Kansas State											
D29 Tennessee State											
D31 UNC Asheville											
J5 Ole Miss											
J9 @Georgia											
J12 @Kentucky											
J16 South Carolina											
J19 Mississippi State											
J23 Tennessee											
J26 @Oklahoma											
J29 Kentucky											
F2 @Missouri											
F5 @Arkansas											
F9 Alabama											
F13 @Florida											
F16 Auburn											
F19 @Tennessee											
F23 @Alabama											
F27 Florida											
M2 @Texas A&M											
M6 Arkansas											
M9 @LSU											

Brown's Overall Statistics at Vanderbilt

Year	GP	GS	Min	Avg	FG	FGA	Pct	3FG	3FGA	Pct	FT	FTA	Pct	Off	Def	Tot	Avg	PF	FO	Ast	TO	Blk	Stl	Pts	Avg
2016-17	34	0	258	7.6	20	51	.392	8	27	.296	7	12	.583	16	34	50	1.5	35	0	3	16	14	1	55	1.6
2017-18	32	4	543	17.0	51	112	.455	11	46	.239	12	26	.462	42	56	98	3.1	67	3	7	27	43	9	125	3.9
TOTAL	66	4	801	12.1	71	163	.436	19	73	.260	19	38	.500	58	90	148	2.2	102	3	10	43	57	10	180	2.7

Brown's SEC Statistics at Vanderbilt

Year	GP	GS	Min	Avg	FG	FGA	Pct	3FG	3FGA	Pct	FT	FTA	Pct	Off	Def	Tot	Avg	PF	FO	Ast	TO	Blk	Stl	Pts	Avg
2016-17	17	0	118	6.9	10	24	.417	3	12	.250	3	7	.429	8	15	23	1.4	17	0	2	7	9	0	26	1.5
2017-18	18	3	350	19.4	28	61	.459	8	25	.320	7	15	.467	27	39	66	3.7	42	2	5	20	29	5	71	3.9
TOTAL	35	3	468	13.4	38	85	.447	11	37	.297	10	22	.455	35	54	89	2.5	59	2	7	27	38	5	97	2.8

**MAXWELL EVANS****3**

Sophomore, Guard
6'2" 192 lbs.
Houston, Texas
Bellaire HS

SEASON HIGHS (2017-18)**Points:** 14, vs. Houston Baptist (12/20/17)**FG Made:** 6, vs. Houston Baptist (12/20/17)**FG Atts:** 10, vs. Houston Baptist (12/20/17)**3FG Made:** 3, vs. Texas A&M (2/24/18)**3FG Atts:** 6, vs. Alabama (1/2/18)**FT Made:** 8, at Arkansas (2/10/18)**FT Atts:** 9, at Arkansas (2/10/18)**Rebounds:** 9, at Arkansas (2/10/18)**Assists:** 3, at Ole Miss (3/3/18)**Turnovers:** 4, at S. Carolina (1/6/18)**Blocks:****Steals:** 1, 7x, last at Ole Miss (3/3/18)**Minutes:** 29, at Auburn (2/3/18)**CAREER HIGHS****Points:** 14, vs. Houston Baptist (12/20/17)**FG Made:** 6, vs. Houston Baptist (12/20/17)**FG Atts:** 10, vs. Houston Baptist (12/20/17)**3FG Made:** 3, vs. Texas A&M (2/24/18)**3FG Atts:** 6, vs. Alabama (1/2/18)**FT Made:** 8, at Arkansas (2/10/18)**FT Atts:** 9, at Arkansas (2/10/18)**Rebounds:** 9, at Arkansas (2/10/18)**Assists:** 3, at Ole Miss (3/3/18)**Turnovers:** 4, at S. Carolina (1/6/18)**Blocks:****Steals:** 1, 7x, last at Ole Miss (3/3/18)**Minutes:** 29, at Auburn (2/3/18)**MISCELLANEOUS****EVANS NOTEBOOK**

✪ Played in 29 games and made 15 starts as a true freshman...Averaged 3.9 points and 1.9 rebounds per game.

✪ Tied a career high with 14 points at Ole Miss - all of which came in first half.

✪ Scored eight points on 8-9 shooting from the FT line against Razorbacks; also had career-high nine rebounds.

✪ Tallied 13 points at Auburn in a career-best 29 minutes.

✪ Scored career-high 14 points, all in the second half, against Houston Baptist.

✪ 6'2 guard from Bellaire High School in Houston, Texas, was the number 16-ranked prospect in the state of Texas and 247sports.com ranked him as the 11th-ranked combo guard nationally at the end of his junior season.

✪ Chose the Commodores over Purdue, Northwestern, and Kansas State.

✪ Four-year starter and captain who averaged 32.7 points, 7.1 rebounds, 6.5 assists, 3.2 steals, and 2.0 blocks as a senior at Bellaire, where he played for coach Bruce Glover.

✪ Son of Carlis and Sharon...Is a triplet with sisters Megan and Maya, who each play volleyball at Alabama A&M...

Also has an older brother Denzel, who is a running back at the University of Kansas...Advice to young

people: "Always work hard on what you want to achieve."

EVANS GAME-BY-GAME (SOPHOMORE)

Opponent	M	FG-A	3P-A	FT-A	Reb	PF	A	T	B	S	PTS
N6 Winthrop											
N11 @USC											
N16 Alcorn State											
N19 Liberty											
N23 Kent State											
N27 Savannah State											
D1 vs. N.C. State											
D5 Middle Tennessee											
D17 Arizona State											
D22 vs. Kansas State											
D29 Tennessee State											
D31 UNC Asheville											
J5 Ole Miss											
J9 @Georgia											
J12 @Kentucky											
J16 South Carolina											
J19 Mississippi State											
J23 Tennessee											
J26 @Oklahoma											
J29 Kentucky											
F2 @Missouri											
F5 @Arkansas											
F9 Alabama											
F13 @Florida											
F16 Auburn											
F19 @Tennessee											
F23 @Alabama											
F27 Florida											
M2 @Texas A&M											
M6 Arkansas											
M9 @LSU											

Evans' Overall Statistics at Vanderbilt

Year	GP	GS	Min	Avg	FG	FGA	Pct	3FG	3FGA	Pct	FT	FTA	Pct	Off	Def	Tot	Avg	PF	FO	Ast	TO	Blk	Stl	Pts	Avg
2017-18	29	15	378	13.0	34	95	.358	18	54	.333	28	33	.848	15	41	56	1.9	33	0	14	25	0	9	114	3.9
TOTAL	29	15	378	13.0	34	95	.358	18	54	.333	28	33	.848	15	41	56	1.9	33	0	14	25	0	9	114	3.9

Evans' SEC Statistics at Vanderbilt

Year	GP	GS	Min	Avg	FG	FGA	Pct	3FG	3FGA	Pct	FT	FTA	Pct	Off	Def	Tot	Avg	PF	FO	Ast	TO	Blk	Stl	Pts	Avg
2017-18	17	12	257	15.1	18	52	.346	12	32	.375	26	30	.867	13	28	41	2.4	24	0	7	19	0	6	74	4.4
TOTAL	17	12	257	15.1	18	52	.346	12	32	.375	26	30	.867	13	28	41	2.4	24	0	7	19	0	6	74	4.4

**DARIUS GARLAND****10**Freshman, Guard
6'2" 175 lbs.
Nashville, Tenn.
Brentwood Academy**SEASON HIGHS****CAREER HIGHS****GARLAND NOTEBOOK**

- ✪ Garland, from Nashville, Tenn. and the Brentwood Academy, signed his National Letter of Intent with the Commodores in November in 2017. A consensus five-star recruit by most recruiting services, Garland enters the Vanderbilt program as one of the nation's best incoming point guards.
- ✪ Attended Brentwood Academy and won a TSSAA-record-tying four state championships with the Eagles and became only the second player in state history to claim three consecutive Mr. Basketball awards (Brentwood Academy's Brandon Wright - 2004 to 2006).
- ✪ Averaged 28.6 points per game as a senior and shot 59.7 percent from the field.
- ✪ Named a 2018 McDonald's All-American and a Naismith National Player of the Year semifinalist, becoming only the second Commodore to be named a McDonald's All-American (class of 2018 signee Simi Shittu) and the first named as a Naismith semifinalist.
- ✪ Also a Jordan Brand nominee.
- ✪ Named the Gatorade Tennessee Player of the Year in 2018.
- ✪ Darius Kinnard Garland...January 26, 2000...Son of Winston and Felicia Garland...Has one brother, Desmond Nunery...Plans to major in Communications and Broadcasting...Advice to young people: "Never be satisfied."

GARLAND GAME-BY-GAME (FRESHMAN)

Opponent	M	FG-A	3P-A	FT-A	Reb	PF	A	T	B	S	PTS
N6 Winthrop											
N11 @USC											
N16 Alcorn State											
N19 Liberty											
N23 Kent State											
N27 Savannah State											
D1 vs. N.C. State											
D5 Middle Tennessee											
D17 Arizona State											
D22 vs. Kansas State											
D29 Tennessee State											
D31 UNC Asheville											
J5 Ole Miss											
J9 @Georgia											
J12 @Kentucky											
J16 South Carolina											
J19 Mississippi State											
J23 Tennessee											
J26 @Oklahoma											
J29 Kentucky											
F2 @Missouri											
F5 @Arkansas											
F9 Alabama											
F13 @Florida											
F16 Auburn											
F19 @Tennessee											
F23 @Alabama											
F27 Florida											
M2 @Texas A&M											
M6 Arkansas											
M9 @LSU											



SABEN LEE

O

Sophomore, Guard
6'2" 183 lbs.
Phoenix, Ariz.
Corona Del Sol HS

SEASON HIGHS (2017-18)

Points: 24, vs. Arizona State (12/17/17)
FG Made: 9, vs. Arizona State (12/17/17)
FG Atts: 14, 3x, last at Ole Miss (3/3/18)
3FG Made: 3, 3x, last at LSU (2/20/18)
3FG Atts: 6, vs. Austin Peay (11/10/17)
FT Made: 12, vs. Kansas St. (12/3/17)
FT Atts: 17, vs. Kansas St. (12/3/17)
Rebounds: 9, vs. Texas A&M (2/24/18)
Assists: 9, vs. Texas A&M (2/24/18)
Turnovers: 5, vs. Georgia (3/7/18)
Blocks: 1, 2x, last vs. Houston Baptist (12/20/17)
Steals: 4, vs. Arizona State (12/17/17)
Minutes: 38, vs. Arizona State (12/17/17)

CAREER HIGHS

Points: 24, vs. Arizona State (12/17/17)
FG Made: 9, vs. Arizona State (12/17/17)
FG Atts: 14, 3x, last at Ole Miss (3/3/18)
3FG Made: 3, 3x, last at LSU (2/20/18)
3FG Atts: 6, vs. Austin Peay (11/10/17)
FT Made: 12, vs. Kansas St. (12/3/17)
FT Atts: 17, vs. Kansas St. (12/3/17)
Rebounds: 9, vs. Texas A&M (2/24/18)
Assists: 9, vs. Texas A&M (2/24/18)
Turnovers: 5, vs. Georgia (3/7/18)
Blocks: 1, 2x, last vs. Houston Baptist (12/20/17)
Steals: 4, vs. Arizona State (12/17/17)
Minutes: 38, vs. Arizona State (12/17/17)

MISCELLANEOUS

LEE NOTEBOOK

- ✪ Played in all 32 games as a freshman and started in 29 games. Tallied double figures in 17 games.
- ✪ First Commodore with nine assists vs. Texas A&M since Wade Baldwin IV at Miss. State, 2/16/2016. His 96 as sists was a freshman is 6th on Vanderbilt's all-time single-season freshman assist list.
- ✪ Averaged 11.7 points per game in SEC play; 10th in steals (1.2) in SEC games only.
- ✪ Scored career-high 24 points at Arizona State.
- ✪ Tied then-career high with 19 points vs. Kansas State - finished 12-17 from free-throw line. Last Commodore to make 12 free throws in a game was Luke Kornet vs. Belmont on 11/15/2016.
- ✪ 6'2 guard from Tempe, Ariz., who attended Corona Del Sol High School. Lee chose the Commodores over Louisville, Stanford, Florida State, and Nebraska.
- ✪ Averaged 22 points, five rebounds, four assists, three blocks, and three steals in his senior season at Corona Del Sol...First-team All-State selection as a junior and senior...Was a four-star prospect and the number 92-ranked player by Scout.com and the number 17 point guard by 247sports.com.
- ✪ Saben Anthonia Lee...June 23, 1999 ... Son of Anthonia "Amp" Lee and Natalie Williams...Has one brother Aubry...Plans to major in Mechanical Engineering...Advice to young people: "Have fun because at the next level it's all business."

LEES GAME-BY-GAME (FRESHMAN)

Opponent	M	FG-A	3P-A	FT-A	Reb	PF	A	T	B	S	PTS
N10 Austin Peay	20	2-6	0-2	2-3	0	0	7	3	0	2	6
N13 @Belmont	25	5-9	1-4	8-11	8	4	2	4	0	1	19
N17 UNC Asheville*	22	3-9	0-1	2-2	1	2	5	3	0	0	8
N19 USC*	13	1-1	0-0	0-0	1	0	1	2	0	0	2
N23 vs. Virginia*	20	0-7	0-2	0-0	1	0	0	1	1	1	0
N24 vs. Seton Hall	26	3-10	1-2	1-1	1	2	4	0	0	0	8
N28 Radford	11	0-3	0-2	1-2	2	0	1	0	0	0	1
D3 Kansas State*	33	3-6	1-3	12-17	2	3	5	3	0	1	19
D6 Middle Tennessee*	26	2-6	0-2	1-2	0	2	3	1	0	1	5
D17 @Arizona State*	38	9-14	1-4	5-9	5	3	6	2	0	4	24
D20 Houston Baptist*	20	1-6	0-2	1-1	4	3	5	3	1	1	3
D22 Alcorn State*	21	3-5	0-1	4-4	2	2	4	0	0	3	10
D30 @Florida*	24	4-9	0-2	5-5	3	3	3	2	0	0	13
J2 Alabama*	27	7-14	2-4	7-9	1	1	2	3	0	3	23
J6 @South Carolina*	31	6-11	3-5	2-4	2	5	2	3	0	1	17
J9 Tennessee*	32	7-10	1-2	6-8	3	5	3	2	0	1	21
J13 Kentucky*	31	4-10	1-3	3-4	3	3	3	3	0	2	12
J16 @Miss. State*	28	2-6	0-3	2-2	5	1	4	2	0	0	6
J20 LSU*	34	5-7	0-1	2-3	5	2	5	3	1	3	12
J23 @Tennessee*	20	0-4	0-3	0-0	2	4	0	2	0	0	0
J27 TCU*	31	4-10	1-2	2-3	3	2	4	1	0	3	11
J30 @Kentucky*	33	3-7	0-1	2-4	4	4	3	3	0	2	8
F3 @Auburn*	36	4-11	0-1	2-2	2	3	2	4	0	2	10
F7 Georgia*	28	5-7	3-5	6-6	2	0	4	3	0	3	19
F10 @Arkansas*	26	2-7	2-3	2-2	3	3	0	2	0	0	8
F14 Miss. State*	14	2-2	0-0	0-0	0	2	0	0	0	0	4
F17 Florida*	30	0-4	0-2	1-2	6	4	2	2	0	0	1
F20 @LSU*	29	6-9	3-4	0-0	2	4	1	2	0	2	15
F24 Texas A&M*	31	8-12	2-3	1-3	9	2	9	2	0	2	19
F27 Missouri*	31	2-4	1-1	0-0	3	4	4	2	0	0	5
M3 @Ole Miss*	35	8-14	0-3	1-2	3	3	2	3	0	1	17
M7 vs. Georgia*	31	4-9	0-2	4-6	7	2	3	5	0	2	12

Lee's Overall Statistics at Vanderbilt

Year	GP	GS	Min	Avg	FG	FGA	Pct	3FG	3FGA	Pct	FT	FTA	Pct	Off	Def	Tot	Avg	PF	FO	Ast	TO	Blk	Stl	Pts	Avg
2017-18	32	29	857	26.8	115	249	.462	23	75	.307	85	117	.726	22	73	95	3.0	78	2	99	71	5	39	338	10.6
TOTAL	32	29	857	26.8	115	249	.462	23	75	.307	85	117	.726	22	73	95	3.0	78	2	99	71	5	39	338	10.6

Lee's SEC Statistics at Vanderbilt

Year	GP	GS	Min	Avg	FG	FGA	Pct	3FG	3FGA	Pct	FT	FTA	Pct	Off	Def	Tot	Avg	PF	FO	Ast	TO	Blk	Stl	Pts	Avg
2017-18	18	18	520	28.9	75	148	.507	18	46	.391	42	56	.750	11	47	58	3.2	53	2	49	43	1	22	210	11.7
TOTAL	18	18	520	28.9	75	148	.507	18	46	.391	42	56	.750	11	47	58	3.2	53	2	49	43	1	22	210	11.7

**AARON NESMITH****24**Freshman, Guard/Forward
6'6" 213 lbs.
Charleston, S.C.
Porter Gaud**SEASON HIGHS****CAREER HIGHS****NESMITH NOTEBOOK**

- ✪ Nesmith posted a stellar career at Porter Gaud High School in Charleston, S.C., where he was named the state's Gatorade Player of the Year as a senior while leading his Porter Gaud teams to three straight South Carolina state titles and scoring 2,000 career points.
- ✪ One of the class of 2018's top shooters.
- ✪ Averaged 21 points, 4.5 rebounds and 1.8 assists per game as a senior...Scored 2,067 career points and was named Most Outstanding Player at both the Chick-fil-A Classic, where he made nine three pointers, and the Rotary Roundball holiday tournament.
- ✪ Three-time South Carolina Independent School Association 3A Player of the Year...Three-time honoree as All-Lowcountry player of the year by the Charleston Post and Courier.
- ✪ Aaron Joshua Nesmith...October 16, 1999...Son of Benard and Erine Nesmith...Has one brother, Eddie...Undecided in major...Advice to young people: "Always work hard and give that little extra effort when your peers are not."

NESMITH GAME-BY-GAME (FRESHMAN)

Opponent	M	FG-A	3P-A	FT-A	Reb	PF	A	T	B	S	PTS
N6 Winthrop											
N11 @USC											
N16 Alcorn State											
N19 Liberty											
N23 Kent State											
N27 Savannah State											
D1 vs. N.C. State											
D5 Middle Tennessee											
D17 Arizona State											
D22 vs. Kansas State											
D29 Tennessee State											
D31 UNC Asheville											
J5 Ole Miss											
J9 @Georgia											
J12 @Kentucky											
J16 South Carolina											
J19 Mississippi State											
J23 Tennessee											
J26 @Oklahoma											
J29 Kentucky											
F2 @Missouri											
F5 @Arkansas											
F9 Alabama											
F13 @Florida											
F16 Auburn											
F19 @Tennessee											
F23 @Alabama											
F27 Florida											
M2 @Texas A&M											
M6 Arkansas											
M9 @LSU											

**EJIKE OBINNA****50**

Sophomore, Center
6'10" 240 lbs.
Enugu, Nigeria
Virginia Academy (Va.)

SEASON HIGHS (2017-18)

Points: 14, at Miss. State (1/17/18)
FG Made: 6, at Miss. State (1/17/18)
FG Atts: 9, at Miss. State (1/17/18)
3FG Made: 0, vs. Missouri (2/27/18)
3FG Atts: 1, vs. Missouri (2/27/18)
FT Made: 3, 2x, last vs. Seton Hall (11/24/17)
FT Atts: 5, vs. Seton Hall (11/24/17)
Rebounds: 7, vs. Virginia (11/23/17)
Assists:
Turnovers: 2, 2x, last at Arkansas (2/10/18)
Blocks: 1, 2x, last at Miss. State (1/17/18)
Steals: 1, at Auburn (2/3/18)
Minutes: 22, at Miss. State (1/17/18)

CAREER HIGHS

Points: 14, at Miss. State (1/17/18)
FG Made: 6, at Miss. State (1/17/18)
FG Atts: 9, at Miss. State (1/17/18)
3FG Made: 0, vs. Missouri (2/27/18)
3FG Atts: 1, vs. Missouri (2/27/18)
FT Made: 3, 2x, last vs. Seton Hall (11/24/17)
FT Atts: 5, vs. Seton Hall (11/24/17)
Rebounds: 7, vs. Virginia (11/23/17)
Assists:
Turnovers: 2, 2x, last at Arkansas (2/10/18)
Blocks: 1, 2x, last at Miss. State (1/17/18)
Steals: 1, at Auburn (2/3/18)
Minutes: 22, at Miss. State (1/17/18)

MISCELLANEOUS**OBINNA NOTEBOOK**

- ✪ Played in 25 games a true freshman and made 14 starts.
- ✪ Played career-high 22 minutes and scored career-best 14 points at Miss. State.
- ✪ Had career-high 7 rebounds vs. Virginia.
- ✪ Originally from Enugu, Nigeria, who attended the Virginia Academy in Ashburn, Va., was a four-star prospect by ESPN.com and Rivals.com, and was the 107th-ranked prospect in the class of 2017 by 247sports.com at end of his junior season. He was also named the Capital Beltway Defensive Player of the Year in his junior year.
- ✪ Averaged 16.6 points, 8.0 rebounds, 2.0 blocks, 1.0 steals, and 1.0 assists per game...Scored over 1,000 points in his career...First student at Virginia Academy to receive a full scholarship to a college academic institution.
- ✪ Chose the Commodores over Florida, Oklahoma, Clemson, and Virginia Tech.
- ✪ Ejike Simon Obinna...December 14, 1999...Son of Caroline Ejike...Has two brothers, Chomezie and Chinonso and three sisters, Ijeoma, Amaka, and Ipeoma...Plans to major in Human and Organizational Development...Advice to young people: "Work hard and believe in yourself."

OBINNA GAME-BY-GAME (SOPHOMORE)

Opponent	M	FG-A	3P-A	FT-A	Reb	PF	A	T	B	S	PTS
N6 Winthrop											
N11 @USC											
N16 Alcorn State											
N19 Liberty											
N23 Kent State											
N27 Savannah State											
D1 vs. N.C. State											
D5 Middle Tennessee											
D17 Arizona State											
D22 vs. Kansas State											
D29 Tennessee State											
D31 UNC Asheville											
J5 Ole Miss											
J9 @Georgia											
J12 @Kentucky											
J16 South Carolina											
J19 Mississippi State											
J23 Tennessee											
J26 @Oklahoma											
J29 Kentucky											
F2 @Missouri											
F5 @Arkansas											
F9 Alabama											
F13 @Florida											
F16 Auburn											
F19 @Tennessee											
F23 @Alabama											
F27 Florida											
M2 @Texas A&M											
M6 Arkansas											
M9 @LSU											

Obinna's Overall Statistics at Vanderbilt

Year	GP	GS	Min	Avg	FG	FGA	Pct	3FG	3FGA	Pct	FT	FTA	Pct	Off	Def	Tot	Avg	PF	FO	Ast	TO	Blk	Stl	Pts	Avg
2017-18	25	14	235	9.4	26	44	.591	0	1	.000	15	31	.484	12	41	53	2.1	50	2	1	13	2	1	67	2.7
TOTAL	25	14	235	9.4	26	44	.591	0	1	.000	15	31	.484	12	41	53	2.1	50	2	1	13	2	1	67	2.7

Obinna's SEC Statistics at Vanderbilt

Year	GP	GS	Min	Avg	FG	FGA	Pct	3FG	3FGA	Pct	FT	FTA	Pct	Off	Def	Tot	Avg	PF	FO	Ast	TO	Blk	Stl	Pts	Avg
2017-18	14	8	124	8.9	18	32	.563	0	1	.000	5	13	.385	5	17	22	1.6	26	2	0	7	1	1	41	2.9
TOTAL	14	8	124	8.9	18	32	.563	0	1	.000	5	13	.385	5	17	22	1.6	26	2	0	7	1	1	41	2.9

**MATT RYAN****32**

Junior, Forward
6'8" 209 lbs.
Cortlandt Manor, N.Y.
Notre Dame/Iona Prep

SEASON HIGHS**CAREER HIGHS**

Points: 23, vs. Chicago State (11/26/16)
FG Made: 8, vs. Chicago State (11/26/16)
FG Atts: 15, vs. Chicago State (11/26/16)
3FG Made: 7, vs. Chicago State (11/26/16)
3FG Atts: 14, vs. Chicago State (11/26/16)
FT Made: 4, vs. Georgia Tech (1/13/15)
FT Atts: 4, 2x, last vs. Georgia Tech (1/13/15)
Rebounds: 5, 3x, last vs. N.C. AT&T (12/4/16)
Assists: 3, vs. Chicago State (11/26/16)
Turnovers: 2, vs. St. Peters (12/28/16)
Blocks: 3, vs. Indiana (12/19/15)
Steals: 2, at Duke (1/16/16)
Minutes: 28, vs. Georgia Tech (1/13/15)

RYAN NOTEBOOK

- ✪ Sat out the 2017-18 season after transferring from Notre Dame, where he played in 72 games and participated in two NCAA tournaments, including an Elite Eight as a freshman in 2015-16.
- ✪ Has shot 39.8% from three in his two-year college career.
- ✪ Played in all 36 games as a sophomore at Notre Dame and averaged 3.6 points per game.
- ✪ Came off the bench in the ACC semifinal victory over Florida State to score 11 points on 3-of-4 shooting from three point range.
- ✪ Scored 17 points on 5-of-7 shooting from three-point range, while collecting a season-high five rebounds, in a victory over North Carolina A&T.
- ✪ Hit first five 3FG attempts and eventually finished 7-14 from three-point range with a career-high 23 points vs. Chicago State
- ✪ Born in White Plains, New York...Son of Richard and Laurie Ryan, along with older sister, Mikela and younger brother, Michael...Was a member of National Honor Society, National Latin Honor Society and National Italian Honor Society in high school...Majoring in Economics.

RYAN GAME-BY-GAME (JUNIOR)

Opponent	M	FG-A	3P-A	FT-A	Reb	PF	A	T	B	S	PTS
N6 Winthrop											
N11 @USC											
N16 Alcorn State											
N19 Liberty											
N23 Kent State											
N27 Savannah State											
D1 vs. N.C. State											
D5 Middle Tennessee											
D17 Arizona State											
D22 vs. Kansas State											
D29 Tennessee State											
D31 UNC Asheville											
J5 Ole Miss											
J9 @Georgia											
J12 @Kentucky											
J16 South Carolina											
J19 Mississippi State											
J23 Tennessee											
J26 @Oklahoma											
J29 Kentucky											
F2 @Missouri											
F5 @Arkansas											
F9 Alabama											
F13 @Florida											
F16 Auburn											
F19 @Tennessee											
F23 @Alabama											
F27 Florida											
M2 @Texas A&M											
M6 Arkansas											
M9 @LSU											

Ryan's Overall Statistics at Notre Dame

Year	GP	GS	Min	Avg	FG	FGA	Pct	3FG	3FGA	Pct	FT	FTA	Pct	Off	Def	Tot	Avg	PF	FO	Ast	TO	Blk	Stl	Pts	Avg
2015-16	36	4	521	14.5	60	144	.417	46	123	.374	19	24	.792	4	56	60	1.7	55	0	18	6	3	9	185	5.1
2016-17	36	0	286	7.9	43	99	.434	36	83	.434	9	10	.900	6	26	32	0.9	29	0	14	13	1	6	131	3.6
TOTAL	72	4	807	11.2	103	243	.424	82	206	.398	28	34	.824	10	82	92	1.3	84	0	32	19	4	15	316	4.4

**SIMISOLA SHITTU****11**Freshman, Forward
6'10" 240 lbs.
Burlington, Ontario
Vermont Academy**SEASON HIGHS****CAREER HIGHS****SHITTU NOTEBOOK**

- ✪ Shittu, from Burlington, Ont. and the Vermont Academy, signed his National Letter of Intent with the Commodores in November in 2017. A consensus five-star forward/center Shittu is considered one of the best frontcourt prospects to enter college basketball this season.
- ✪ Averaged 20 points, 10 rebounds and 3 assists per game on the spring and summer AAU circuit for CIA Bounce.
- ✪ Was named a McDonald's All-American in 2018, Vanderbilt's second honoree in the class of 2018 (point guard Darius Garland).
- ✪ Also a Jordan Brand honoree.
- ✪ Averaged 19.9 points and 12.7 rebounds per game for Vermont Academy in 2016-17.
- ✪ Ranked seventh-best prospect in the class of 2018 and the number-one ranked power forward by Rivals.com.
- ✪ Oluwasimisola Shittu...November 7, 1999...Son of Adesoji and Omena Shittu...Has one brother, Tayo...Undecided in major...Advice to young people: "If you put in the work, everything will take care of itself."

SHITTU GAME-BY-GAME (FRESHMAN)

Opponent	M	FG-A	3P-A	FT-A	Reb	PF	A	T	B	S	PTS
N6 Winthrop											
N11 @USC											
N16 Alcorn State											
N19 Liberty											
N23 Kent State											
N27 Savannah State											
D1 vs. N.C. State											
D5 Middle Tennessee											
D17 Arizona State											
D22 vs. Kansas State											
D29 Tennessee State											
D31 UNC Asheville											
J5 Ole Miss											
J9 @Georgia											
J12 @Kentucky											
J16 South Carolina											
J19 Mississippi State											
J23 Tennessee											
J26 @Oklahoma											
J29 Kentucky											
F2 @Missouri											
F5 @Arkansas											
F9 Alabama											
F13 @Florida											
F16 Auburn											
F19 @Tennessee											
F23 @Alabama											
F27 Florida											
M2 @Texas A&M											
M6 Arkansas											
M9 @LSU											



JOE TOYE

2

Senior, Guard
6'7" 210 lbs.
Chicago, Ill.
Whitney Young HS

SEASON HIGHS (2017-18)

Points: 16, 2x, last vs. Miss. State (2/14/18)
FG Made: 7, at Kentucky (1/30/18)
FG Atts: 18, vs. Arizona State (12/17/17)
3FG Made: 3, 2x, last vs. Florida (2/17/18)
3FG Atts: 11, vs. Arizona State (12/17/17)
FT Made: 3, 2x, last vs. LSU (1/20/18)
FT Atts: 5, vs. LSU (1/20/18)
Rebounds: 6, vs. Miss. State (2/14/18)
Assists: 4, vs. Miss. State (2/14/18)
Turnovers: 3, 5x, last vs. Arizona State (12/17/17)
Blocks: 2, 2x, vs. Alcorn St. (12/22/17)
Steals: 2, vs. Radford (11/28/17)
Minutes: 33, vs. Arizona State (12/17/17)

CAREER HIGHS

Points: 18, vs. Texas A&M (3/9/17)
FG Made: 7, at Kentucky (1/30/18)
FG Atts: 18, vs. Arizona State (12/17/17)
3FG Made: 5, vs. Texas A&M (3/9/17)
3FG Atts: 8, vs. Texas A&M (3/9/17)
FT Made: 6, 6, 2x, last at Kentucky (2/28/17)
FT Atts: 7, vs. Texas A&M (2/16/17)
Rebounds: 6, 3x, last vs. Miss. State (2/14/18)
Assists: 4, 3x, last vs. Miss. State (2/14/18)
Turnovers: 4, vs. Florida (3/10/17)
Blocks: 2, 2x, vs. Alcorn St. (12/22/17)
Steals: 2, 3x, last vs. Radford (11/28/17)
Minutes: 38, vs. Florida (3/10/17)

TOYE NOTEBOOK

- ✪ Played in all 32 games and made nine starts.
- ✪ Tallied a season-high 16 points on two occasions this season (at Kentucky, vs. Miss. State); tied career-highs with six rebounds and four assists against Miss. State.
- ✪ His dunk against Mississippi State on Feb. 14 was named #1 play on SportsCenter's Top 10.
- ✪ Scored 13 points, including two game-clinching free throws, vs. Florida (2/17).
- ✪ Played in all 35 games and started 13 in 2016-17. Averaged 6.4 points and 2.6 rebounds in 2016-17.
- ✪ Tallied career high 18 points in win over Texas A&M at SEC Tournament.
- ✪ Scored a then career-high 15 points at Kentucky.
- ✪ Scored 11 points in win at Texas A&M and 13 in win over Aggies in Nashville.
- ✪ Scored 13 points against Arkansas in Nashville.
- ✪ Made first career start at Georgia.
- ✪ Played in 30 games in 2015-16 and averaged 3.6 points and 1.2 rebounds per game. Scored in double figures in three games.
- ✪ Tied a career high with 10 points against Tennessee at SEC Tournament. Made a career-high three three's in a career-best 23 minutes of action. Also scored 10 points in First Four game vs. Wichita State.
- ✪ Scored career-high 10 points vs. Detroit - tied his career high with three made field goals.
- ✪ Signed with the Commodores in November of 2014.
- ✪ Was ranked as the sixth-best player in the state of Illinois and a four-star prospect by ESPN, and was also ranked as the 113th-best prospect in the nation by Rivals.com.
- ✪ Toye and his twin sister Elizabeth are both Division I basketball players - Elizabeth plays for Florida International.
- ✪ Attended Whitney Young High School in Chicago, where he was named as a First-Team All-City selection.
- ✪ Averaged 18.0 points, 7.0 rebounds, 2.0 assists, 2.0 steals, and 1.5 blocks as a senior.
- ✪ Chose the Commodores over Iowa, Memphis, Creighton, Bradley, UIC, and Missouri.
- ✪ Recipient of the Edie and David Johnson Family Basketball Scholarship.
- ✪ Advice to youngsters: "Don't let negative influences in your life."

TOYE GAME-BY-GAME (SENIOR)

Opponent	M	FG-A	3P-A	FT-A	Reb	PF	A	T	B	S	PTS
N6 Winthrop											
N11 @USC											
N16 Alcorn State											
N19 Liberty											
N23 Kent State											
N27 Savannah State											
D1 vs. N.C. State											
D5 Middle Tennessee											
D17 Arizona State											
D22 vs. Kansas State											
D29 Tennessee State											
D31 UNC Asheville											
J5 Ole Miss											
J9 @Georgia											
J12 @Kentucky											
J16 South Carolina											
J19 Mississippi State											
J23 Tennessee											
J26 @Oklahoma											
J29 Kentucky											
F2 @Missouri											
F5 @Arkansas											
F9 Alabama											
F13 @Florida											
F16 Auburn											
F19 @Tennessee											
F23 @Alabama											
F27 Florida											
M2 @Texas A&M											
M6 Arkansas											
M9 @LSU											

Toye's Overall Statistics at Vanderbilt

Year	GP	GS	Min	Avg	FG	FGA	Pct	3FG	3FGA	Pct	FT	FTA	Pct	Off	Def	Tot	Avg	PF	FO	Ast	TO	Blk	Stl	Pts	Avg
2015-16	30	0	257	8.6	37	74	.500	9	21	.429	25	39	.641	7	30	37	1.2	28	0	10	13	2	6	108	3.6
2016-17	35	13	739	21.1	70	175	.400	31	78	.397	53	78	.679	21	71	92	2.6	70	2	38	44	5	14	224	6.4
2017-18	32	9	602	18.8	68	170	.400	20	76	.263	27	44	.614	17	48	65	2.0	66	3	26	42	9	9	183	5.7
TOTAL	97	22	1598	16.5	175	419	.418	60	175	.343	105	161	.652	45	149	194	2.0	164	5	74	99	16	29	515	5.3

Toye's SEC Statistics at Vanderbilt

Year	GP	GS	Min	Avg	FG	FGA	Pct	3FG	3FGA	Pct	FT	FTA	Pct	Off	Def	Tot	Avg	PF	FO	Ast	TO	Blk	Stl	Pts	Avg
2015-16	17	0	100	5.9	11	27	.407	2	9	.222	9	13	.692	2	11	13	0.8	9	0	3	8	1	3	33	1.9
2016-17	18	9	422	23.4	42	102	.412	19	46	.413	29	45	.644	10	41	51	2.8	45	2	22	25	2	8	132	7.3
2017-18	18	1	327	18.2	39	87	.448	13	38	.342	14	21	.667	8	26	34	1.9	46	2	12	17	1	4	105	5.8
TOTAL	53	10	849	16.0	92	216	.426	34	93	.366	52	79	.658	20	78	98	1.8	100	4	37	50	4	15	270	5.1

**YANNI WETZELL****1**

Junior, Forward/Center
6'10" 240 lbs.
Auckland, N.Z.
St. Mary's (Texas)

SEASON HIGHS

CAREER HIGHS

Points: 29, 2x, last vs. Newman (2/23/17)
FG Made: 11, 3x, last vs. Panhandle St. (2/25/17)
FG Atts: 19, vs. Panhandle St. (2/25/17)
3FG Made: 4, vs. Midwestern St. (11/19/16)
3FG Atts: 4, vs. Midwestern St. (11/19/16)
FT Made: 12, vs. Okla. Christian (2/9/17)
FT Atts: 13, vs. Okla. Christian (2/9/17)
Rebounds: 13, vs. UA-Fort Smith (1/7/16)
Assists: 5, vs. Okla. Christian (2/9/17)
Turnovers: 9, vs. Rogers St. (1/28/17)
Blocks: 3, 2x, last vs. Tex. A&M Int'l (1/14/17)
Steals: 3, 2x, last vs. Rogers St. (1/28/17)
Minutes: 42, vs. Rogers St. (12/17/16)

WETZELL NOTEBOOK

- ✪ Sat out the 2017-18 season after transferring from St. Mary's (Texas), where he played in 59 games.
- ✪ Named to the All-Heartland Conference Second Team as a sophomore after averaging 15.5 points and 6.8 rebounds per game. Shot 40.9% from three for the season and 42% from three in his two-year career.
- ✪ Played and started in all 30 games for St. Mary's University as a sophomore.
- ✪ Scored a season-high 29-point effort against Newman and a 28-point effort against Panhandle State...Scored 20 or more points in six games as a sophomore and posted six double-doubles.
- ✪ Named Heartland Conference Freshman of the Year in 2015-16.
- ✪ Was a tennis player in high school, and did not begin playing basketball until he was 17.
- ✪ Starred under head coach Carl Stent at Westlake High School in New Zealand, earning the Most Improved Player as a senior. Helped his team to a No. 2 national rank. Also played for the U19 New Zealand National Team, finishing ranked No. 2.

WETZELL GAME-BY-GAME (JUNIOR)

Opponent	M	FG-A	3P-A	FT-A	Reb	PF	A	T	B	S	PTS
N6 Winthrop											
N11 @USC											
N16 Alcorn State											
N19 Liberty											
N23 Kent State											
N27 Savannah State											
D1 vs. N.C. State											
D5 Middle Tennessee											
D17 Arizona State											
D22 vs. Kansas State											
D29 Tennessee State											
D31 UNC Asheville											
J5 Ole Miss											
J9 @Georgia											
J12 @Kentucky											
J16 South Carolina											
J19 Mississippi State											
J23 Tennessee											
J26 @Oklahoma											
J29 Kentucky											
F2 @Missouri											
F5 @Arkansas											
F9 Alabama											
F13 @Florida											
F16 Auburn											
F19 @Tennessee											
F23 @Alabama											
F27 Florida											
M2 @Texas A&M											
M6 Arkansas											
M9 @LSU											

Wetzell's Overall Statistics at St. Mary's (Texas)

Year	GP	GS	Min	Avg	FG	FGA	Pct	3FG	3FGA	Pct	FT	FTA	Pct	Off	Def	Tot	Avg	PF	FO	Ast	TO	Blk	Stl	Pts	Avg
2015-16	29	29	728	25.1	140	264	.530	3	6	.500	55	87	.632	65	97	162	5.6	99	5	25	84	8	10	338	11.7
2016-17	30	30	939	31.3	170	339	.501	18	44	.409	106	159	.667	67	137	204	6.8	82	3	45	95	18	24	464	15.5
TOTAL	59	59	1667	28.3	310	603	.514	21	50	.420	161	246	.655	132	234	366	6.2	181	8	70	179	26	34	802	13.6