

# HOW TO GUIDES/TUTORIALS

## Offline Access




With the latest version of our iOS and Android mobile apps, you will now be able to access your English lessons offline, which means you can continue learning even if you're on the subway or a plane!

With this new feature, you will have the flexibility to choose which lessons you want to download and save for offline access, or for times when you have limited connectivity. You can choose to save lessons from Voxy Courses or you can choose lessons from Practice. Once you're back online, all of your data and progress will update to ensure your study time is saved.

## Downloading a Lesson from a Unit




Lessons from units are downloaded in two ways. While connected online, when you start any lesson, it will automatically be downloaded. You can also explicitly download lessons.

Within the unit view, you will see a new download icon

- 1 While online, click on the **Download** icon. 
- 2 While the lesson is downloading, you will see a **Spinner** icon. 
- 3 When the lesson has completed downloading, you will see this icon  which signifies it has been downloaded on your device and is available to be used offline.

## Downloading a Lesson from Practice

You can choose to download lessons from the Practice section, making them available whenever you need!


- 1 While online, navigate to **Practice**.
- 2 On all lesson cards, you will see the **Download** icon. 
- 3 Simply tap the icon on any and all lessons you want to download.
- 4 As the lessons are downloading, you will see the **Spinner** icon. 
- 5 When the lesson has completed downloading, you will see this icon  which signifies it has been downloaded on your device and is available to be used offline.

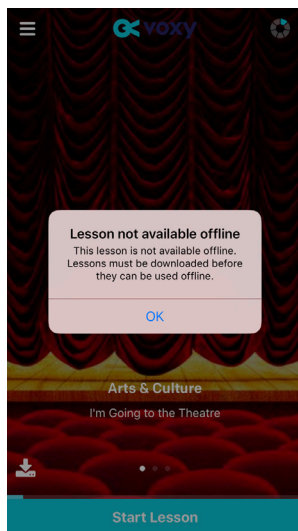
Within the Practice section, you can view all **Downloaded** lessons. Simply scroll until you see **Downloaded**.

NOTE: You can download as many lessons as you like, as long as you have enough space on your device.

## Accessing Lessons Offline

When your device is offline, accessing lessons is easy!

From the unit view, all available lessons will have the **Downloaded** icon. 



You may see lessons that do not have icons. This means these lessons are not available. If you attempt to start an undownloaded lesson offline, you will get an error message.

To access lessons offline from the Practice section:

- 1 Navigate to **Practice**.
- 2 You will see only your **Downloaded** tab on the screen.
- 3 Tap on any lesson you wish to start.

Once you connect back online, all progress, activity data, and study time will be synced with the product automatically!

## Removing Downloaded Lessons from Your Device


Downloaded lessons can be removed from your device both manually and automatically. Because each downloaded lesson **will take up space on your device**, it is important that they are removed as to not take up all your devices available space.

Downloaded lessons will be removed **automatically** when:

- 1 You log out of the device
- 2 After you have completed the lesson offline at least once

All undownloaded lessons can easily be redownloaded anytime you choose!

To manually undownload a lesson:

- 1 Tap on any **Downloaded** icon to undownload the lesson from your device.
- 2 You will see the icon change from a **Downloaded** icon  to an **Undownloaded** icon. 