

SLIM CURVE SERIES CYLINDER D600

VTSLH65RD6BL / VTSLH92RD6BL

By VONN Lighting



PROJECT:

TYPE:

CATALOG#:

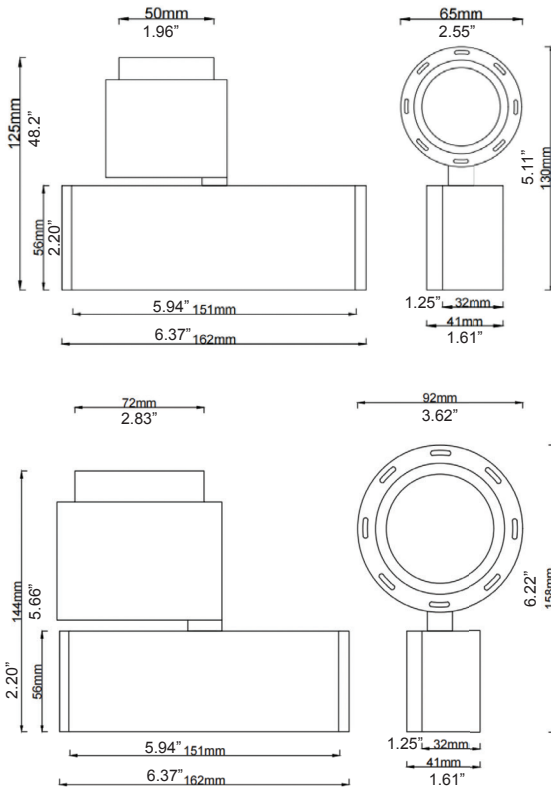
DATE:



DESCRIPTION

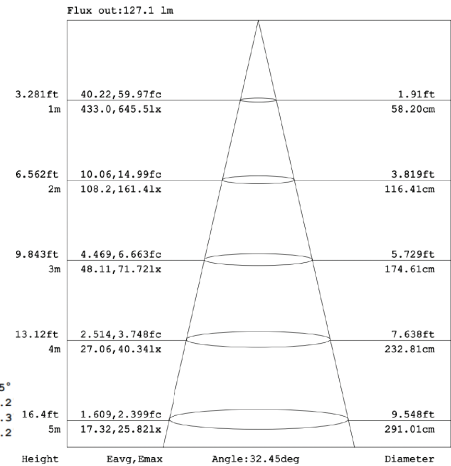
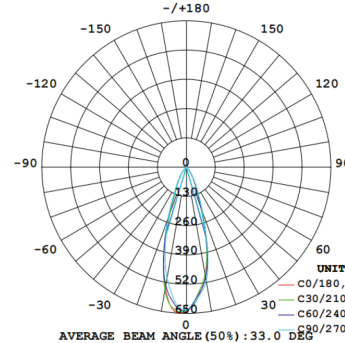
Available in two sizes, each with three different beam angles, achieved through refractive or hybrid optical units. The junction arm is integrated into the spotlight's body, ensuring the barrel stays aligned with the track and preventing any imbalance in suspended track versions. The junction also allows for 360° rotation, providing maximum flexibility. Additionally, the fixture includes an external dimming interface compatible with Triac, 0/1-10V, and Dali systems for versatile lighting control.

DIMENSIONS



PHOTOMETRICS

LUMINOUS INTENSITY DISTRIBUTION DIAGRAM



SPECIFICATION

MODEL	SIZE	WATTAGE	CCT	LUMENS	CRI	BEAM ANGLE
VTSLH65RD6BL	65mm x 65mm x 63mm (2.56" x 2.56" x 2.48")	8W	2700K/3000K/4000K	255Lm	>90	10/20/30D
VTSLH92RD6BL	92mm x 92mm x 82mm (3.62" x 3.62" x 3.23")	15W	2700K/3000K/4000K	485Lm	>90	10/20/30D

Theoretical Lumens: XXX LM (subject to change)

Theoretical Wattage: XXX W (subject to change)

***Please note lumens and wattage are subject to change and will be determined post production of the first articles.

*Any custom modifications are subject to minimum order quantity. (M.O.Q.)

© VONN Lighting, 2024

