

# SLIM CURVE SERIES SQUARE D600

VTSLH35SQD6BL / VTSLH50SQD6BL

By VONN Lighting

VONN

PROJECT:

TYPE:

CATALOG#:

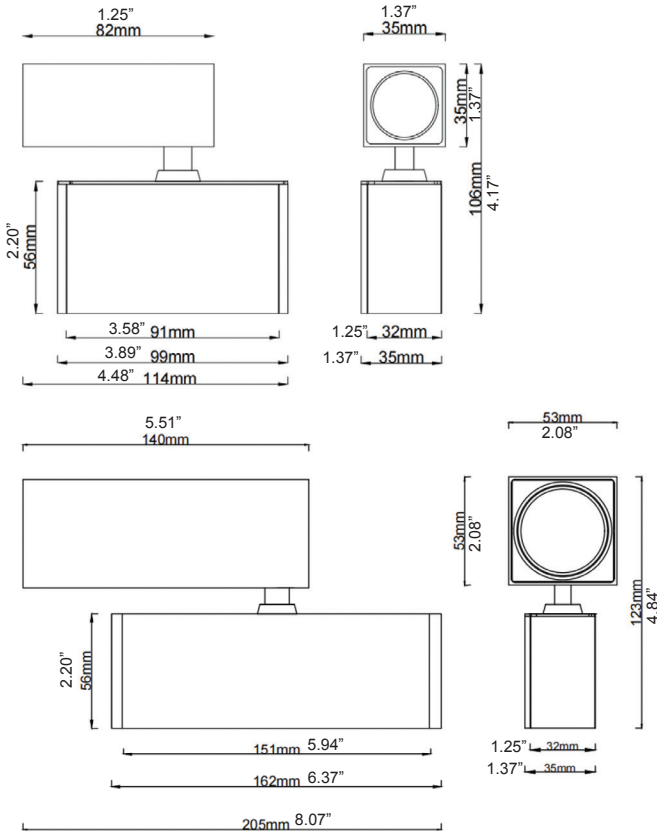
DATE:



## DESCRIPTION

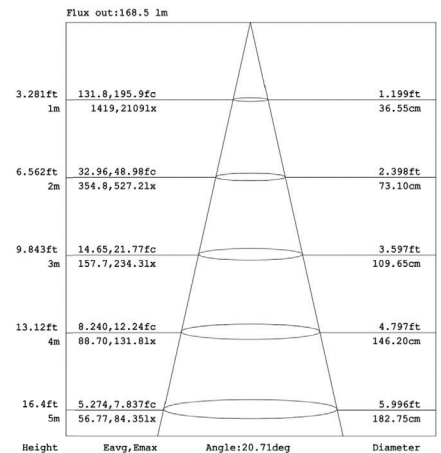
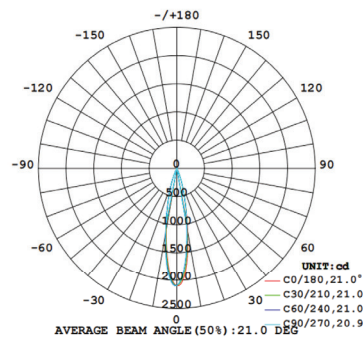
Each model offers three different beam angles, achieved through refractive or hybrid optical units. The junction arm is integrated into the spotlight's body to keep the barrel centered on the track, ensuring balance even in suspended track versions. The junction allows for 360° rotation, providing full flexibility. Additionally, the fixture includes an external dimming interface compatible with Triac, 0/1-10V, and Dali systems for versatile lighting control.

## DIMENSIONS



## PHOTOMETRICS

LUMINOUS INTENSITY DISTRIBUTION DIAGRAM



## SPECIFICATION

MODEL	SIZE	WATTAGE	CCT	LUMENS	CRI	BEAM ANGLE
VTSLH35SQD6BL	35mm x 35mm x 82mm (1.38" x 1.38" x 3.23")	8W	2700K/3000K/4000K	365Lm	>90	15D
VTSLH50SQD6BL	53mm x 53mm x 140mm (2.09" x 2.09" x 5.51")	10W	2700K/3000K/4000K	725Lm	>90	18/24/36D

Theoretical Lumens: XXX LM (subject to change)

Theoretical Wattage: XXX W (subject to change)

\*\*\*Please note lumens and wattage are subject to change and will be determined post production of the first articles.

\*Any custom modifications are subject to minimum order quantity. (M.O.Q.)

© VONN Lighting, 2024