

LED CURVE SERIES ZOOM HEAD

By VONN Lighting

VTSHZ55D9BL

VONN

PROJECT:

TYPE:

CATALOG#:

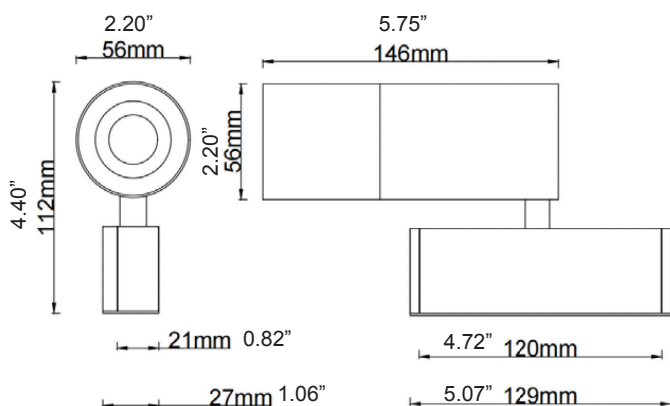
DATE:



DESCRIPTION


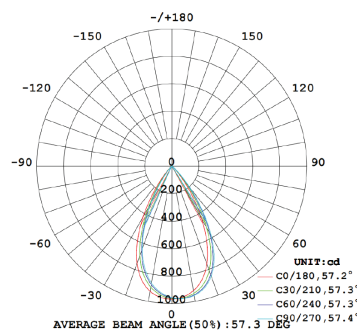
The beam angle is adjustable, ranging from 20° to 60°. The junction arm is integrated into the spotlight's body to keep the barrel perfectly centered on the track, ensuring balance, even in suspended track versions. The junction allows for 360° rotation, offering complete flexibility. Additionally, the fixture is equipped with an external dimming interface compatible with Triac, 0/1-10V, and Dali systems for versatile lighting control.

DIMENSIONS



PHOTOMETRICS

LUMINOUS INTENSITY DISTRIBUTION DIAGRAM



SPECIFICATION

MODEL	SIZE	WATTAGE	CCT	LUMENS	CRI	BEAM ANGLE
VTSHZ55D9BL	56mm x 56mm x 146mm (2.20" x 2.20" x 5.75")	10W	2700K/3000K/4000K	810Lm	>90	20D-60D

Theoretical Lumens: XXX LM (subject to change)

Theoretical Wattage: XXX W (subject to change)

***Please note lumens and wattage are subject to change and will be determined post production of the first articles.

*Any custom modifications are subject to minimum order quantity. (M.O.Q.)

© VONN Lighting, 2024