

3.8" LED RECESSED LINEAR

By VONN Lighting



VSL23ICCT100D / VSL33ICCT100D / VSL43ICCT100D / VSL83ICCT100D

PROJECT:

TYPE:

CATALOG#:

DATE:




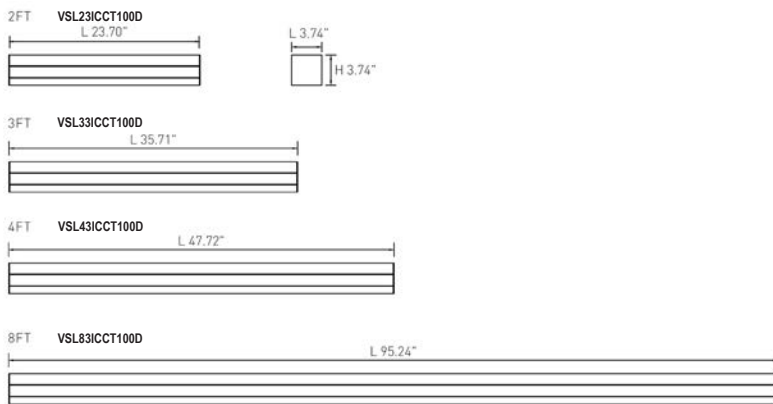
DESCRIPTION

3.8" recessed linear lighting is an integrated lighting solution that compliments the ceiling and entire space while providing comfortable general illumination. It is available in 2ft, 3ft, 4ft and 8ft, simply provide wide, powerful lighting to any atmosphere with seamless continuous runs or any pattern with illuminated corner in dry ceiling. It is architectural recessed lighting solution that compatible with most 15/16" and 9/16" t-grid ceiling or dry ceiling, widely used in office spaces, major retail stores, education, government, health-care, and hospitality.

FEATURES

- Trimless or trim for recessed options
- Three mounting options in ONE housing - 2', 3', 4' and 8' length options Seamless continuous runs or custom patterns with illuminated corner
- CCT & wattage adjustable, up to 1100lm/ft
- Diffuser and recessed lens options
- Easy maintenance

DIMENSIONS



Remark:
Lumens are subject to maximum wattage, 4000K with white finish only.

Lumen output may vary \pm 5% base on different CCT and wattage.
Actual wattage may vary \pm 5%.

PERFORMANCE

LENS	LENGTH	WATTAGE SELECT	100% DOWN		CCT ADJUSTABLE
			EFFICACY	LUMEN OUTPUT	
Diffuser	2'	20W/15W/10W	1100lm/ft	Up to 2200LM	3000K/3500K/4000K
	3'	30W/23W/15W		Up to 3300LM	
	4'	40W/30W/20W		Up to 4400LM	
	8'	80W/60W/40W		Up to 8800LM	
Regressed Lens	2'	20W/15W/10W	900lm/ft	Up to 1800LM	3000K/3500K/4000K
	3'	30W/23W/15W		Up to 2700LM	
	4'	40W/30W/20W		Up to 3600LM	
	8'	80W/60W/40W		Up to 7200LM	

Theoretical Lumens: XXX LM (subject to change)

Theoretical Wattage: XXX W (subject to change)

***Please note lumens and wattage are subject to change and will be determined post production of the first articles.

*Any custom modifications are subject to minimum order quantity. (M.O.Q.)

© VONN Lighting, 2025



3.8" LED RECESSED LINEAR By VONN Lighting



VSL23ICCT100D / VSL33ICCT100D / VSL43ICCT100D / VSL83ICCT100D

PROJECT:	TYPE:	CATALOG#:	DATE:
----------	-------	-----------	-------

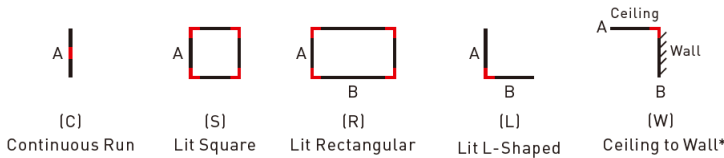
ORDERING GUIDE

Default Settings: Maximum wattage, 4000K and 100% down.

VSL					80	CCT	100D		(RECESSED)
MODEL	LENGTH	FINISH	WATTAGE	0-10V DIM	CRI	CCT	LIGHTING DISTRIBUTION	DOWN LENS	Just to remark the mounting. Don't show in product label.
VSL23ICCT100D	2W (2' wide)	WH (White)	20W (20W/15W/10W Selectable for 2ft.)	110-277V AC Dims to 10% Tested Dimmers: © Lutr on Diva-Drvtr, © Leviton IP-710-DL	80 80+ CRI (Standard)	CCT adjustable 3000K/3500K/4000K	100% Downlight	Diffuser	
VSL33ICCT100D	3W (3' wide)	BL (Black)	30W (30W/23W/15W Selectable for 3ft.)	Make to Order 110-277V AC Dims to 1%*	90 Make to Order 90+ CRI*			Regressed Lens (White Shade)	
VSL43ICCT100D	4W (4' wide)	CM (Custom*)	40W (40W/30W/20W Selectable for 4ft.)						
VSL83ICCT100D	8W (8' wide)		80W (80W/60W/40W Selectable for 8ft.)						

OPTIONAL ACCESSORIES

MOUNTING	JOINER OPTIONS	OPTIONAL FUNCTION
Trim RT1: Mount by flanged trim and bracket in dry ceiling. RT2: Mount by flanged trim and pendant stem in dry ceiling. RT3: Mount by flanged trim to lay on T-grid ceiling / drop ceiling.	Straight Line Joiner (Optional 40' rolling diffuser) 	Emergency Function (Only external 8w or 25w LED emergency driver with standard indicator available and need field-installed.)
Trimless Mount by trimless flanged kit and need plastering in dry ceiling.	Ceiling to Wall Joiner* Make to order. 	Make to order. Emergency Function (Only external 8w or 25w LED emergency driver with indicator module available and need field-installed.)*
Trimless Mount by T-grid hooks to secure in T-grid ceiling / drop ceiling.		Make to order. Sensor Function (Built-in occupancy sensor)*



Shape orientation Looking from the Ceiling down to the floor.
 All corners of shape must be 90°, joiners and rolling lens will be included.
 For more complex shapes, CONTACT VONN.

Theoretical Lumens: XXX LM (subject to change)

Theoretical Wattage: XXX W (subject to change)

***Please note lumens and wattage are subject to change and will be determined post production of the first articles.

*Any custom modifications are subject to minimum order quantity. (M.O.Q.)

© VONN Lighting, 2025



3.8" LED RECESSED LINEAR By VONN Lighting

VSL23ICCT100D / VSL33ICCT100D / VSL43ICCT100D / VSL83ICCT100D



PROJECT:

TYPE:

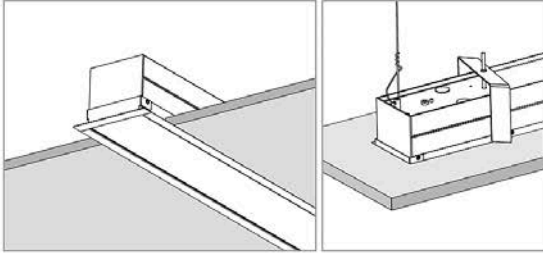
CATALOG#:

DATE:

MOUNTING

TRIM

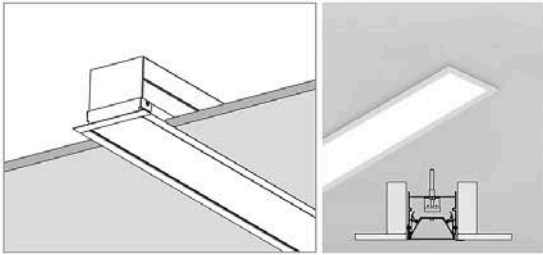
Mount by flanged trim and bracket in dry ceiling.



Mounting Kit




Mount by flanged trim and pendant in dry ceiling.



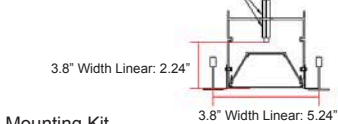
Mounting Kit



Mount by flanged trim to lay on T-grid ceiling/Drop ceiling.



1/4"-20 nut (Supplied by others) 1/4"-20 Threaded rod to structure

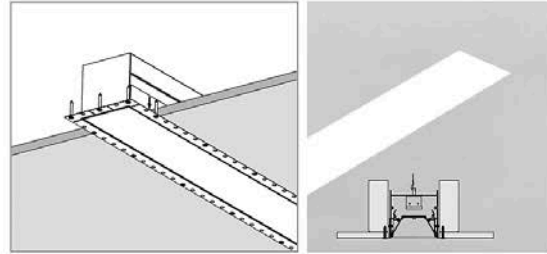


Mounting Kit



TRIMLESS

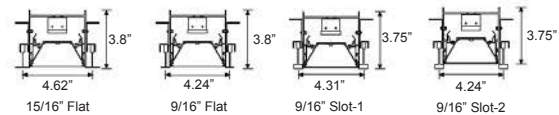
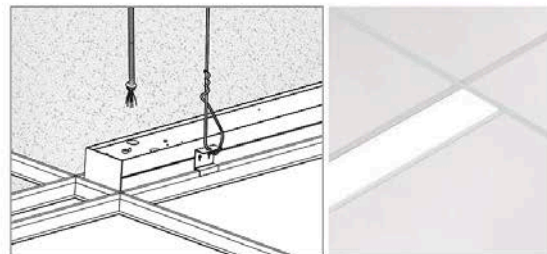
Mount by trimless flanged kit and requires plastering of dry ceiling.



Mounting Kit



Mount by T-grid hooks to secure in T-grid ceiling/Drop ceiling.



Mounting Kit



"Attention: If seamless continuous runs are installed in a standard or existing T-Grid ceiling, there will be a gap between the end of the fixture and the T-Grid. This gap should be filled with gypsum ceiling board."

Theoretical Lumens: XXX LM (subject to change)

Theoretical Wattage: XXX W (subject to change)

***Please note lumens and wattage are subject to change and will be determined post production of the first articles.

*Any custom modifications are subject to minimum order quantity. (M.O.Q.)

© VONN Lighting, 2025



3.8" LED RECESSED LINEAR By VONN Lighting



VSL23ICCT100D / VSL33ICCT100D / VSL43ICCT100D / VSL83ICCT100D

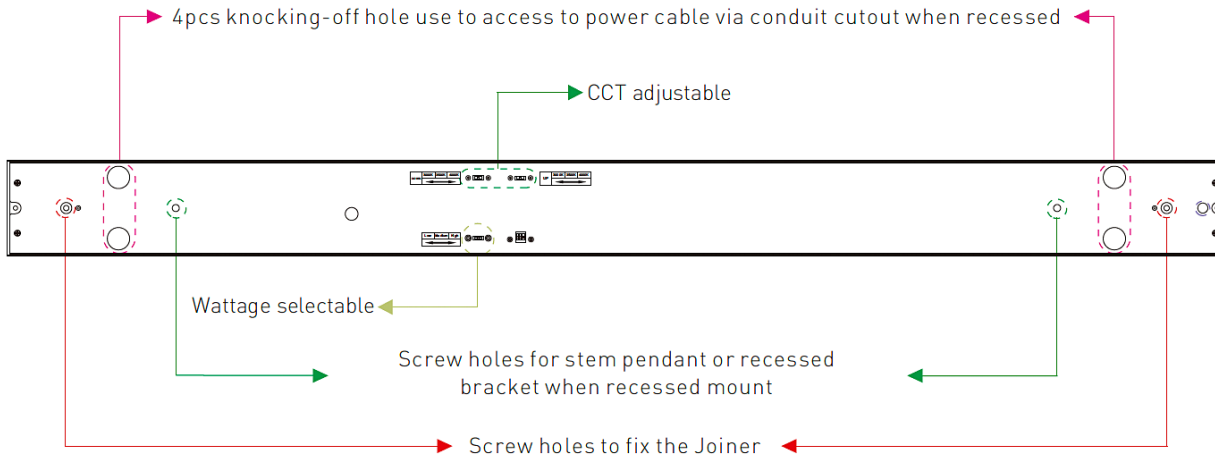
PROJECT:

TYPE:

CATALOG#:

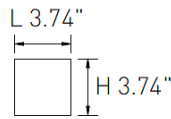
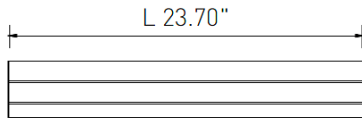
DATE:

MOUNTING LOCATIONS

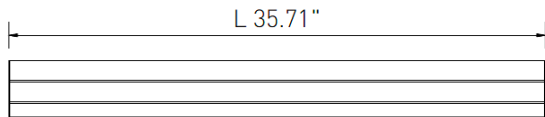


DIMENSIONS

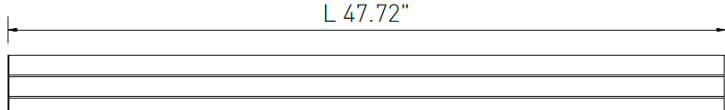
2FT VSL23ICCT100D



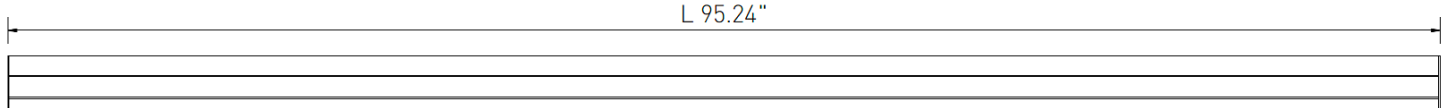
3FT VSL33ICCT100D



4FT VSL43ICCT100D



8FT VSL83ICCT100D



Theoretical Lumens: XXX LM (subject to change)

Theoretical Wattage: XXX W (subject to change)

***Please note lumens and wattage are subject to change and will be determined post production of the first articles.

*Any custom modifications are subject to minimum order quantity. (M.O.Q.)

© VONN Lighting, 2025



3.8" LED RECESSED LINEAR By VONN Lighting



VSL23ICCT100D / VSL33ICCT100D / VSL43ICCT100D / VSL83ICCT100D

PROJECT:

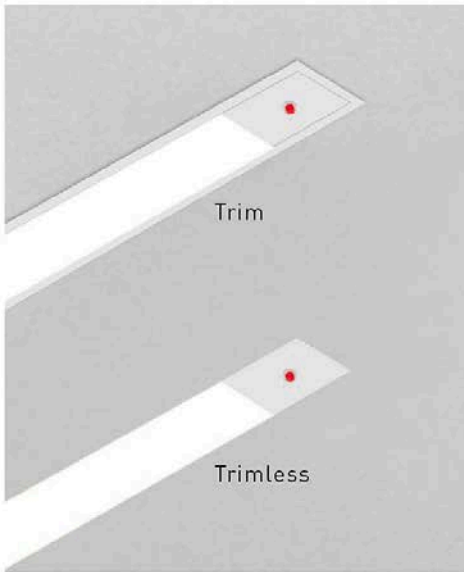
TYPE:

CATALOG#:

DATE:

OPTIONAL FUNCTION

Emergency Option*



Order Separated LED emergency driver

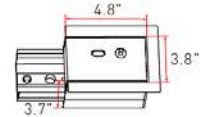
Optional 8w or 25w high voltage LED emergency driver can be provided if you need and do it wiring in field. For more info or spec sheet please visit our website or contact sales.



Code-Required Testing

• Initial Self-Test After Installation

It will perform a functional test in 3 seconds after the driver installed to check the wiring and battery output when work. The indicator LED will be off or flicker in case of a failure or an error.




• Second Self-Test In 120 Minutes

It will perform second test in 120 minutes to check again. Upgrade in Gen 3: Repeat 4 times in every 120 minutes if fail in the second test.

• Monthly Self-Test

It will automatically perform a test every 30 days with a duration of 3 seconds, in which the wiring and battery output are checked. In case of a failure or an error, the indicator LED will be off or flicker.

Occupancy Sensor*

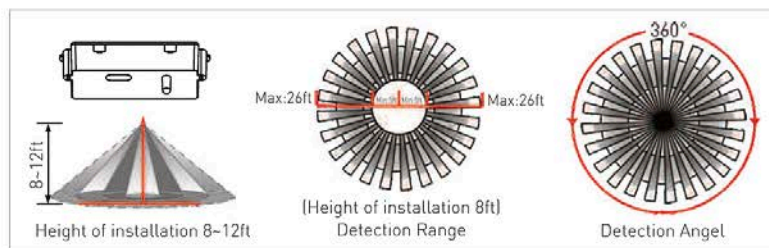


We can provide a factory-installed integrated sensor system for multi-level control based on motion and/or daylight contribution with BRI810-B-D level & daylight harvest microwave sensor from SHARKWARD. For more info or spec sheet please, contact sales.

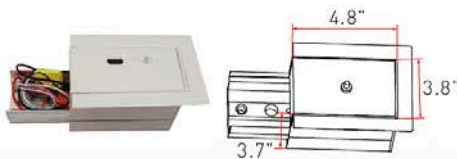
Specification

Power Supply	120/277 VAC 50/60Hz
Maximum load @ -40°F~+158°F (-40°C~+70°C)	Resistive/ Tungsten-600W@120V Electronic Ballast(LED)-800VA@120V/1200VA@277V
HF System	5.8GHz CW
Dim Control Output	0-10V, max.25mA sinking current
Detection Radius/angle	Max 26ft.(8m)/360
Mounting Height	Max 12ft
Humidity	Max.95% RH
Temperature	-40°F~+158°F [-40°C~+70°C]

Sensor Coverage



*Additional cost and/or lead time may apply. Please contact your sales rep for more information.



Theoretical Lumens: XXX LM (subject to change)

Theoretical Wattage: XXX W (subject to change)

***Please note lumens and wattage are subject to change and will be determined post production of the first articles.

*Any custom modifications are subject to minimum order quantity. (M.O.Q.)

© VONN Lighting, 2025



3.8" LED RECESSED LINEAR By VONN Lighting



VSL23ICCT100D / VSL33ICCT100D / VSL43ICCT100D / VSL83ICCT100D

PROJECT:

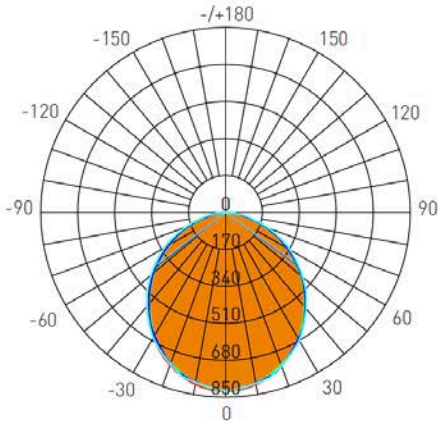
TYPE:

CATALOG#:

DATE:

DISTRIBUTION DIAGRAM

2' / Diffuser / 4000K/Down 100%



AVERAGE BEAM ANGLE(50%): 105.9°

Lumens: 2193.4 Lms
Watts: 21.11 W
LPW: 103.91 Lm/W
CCT: 4000K

UNIT: cd
— C0/180, 106.4°
— C30/210, 104.4°
— C60/240, 105.3°
— C90/270, 107.4°

Zonal Flux Diagram

T	C0	C45	C90	C135	C180
5	817.3	811.1	809.9	810.9	817.0
10	803.4	795.8	798.0	795.8	802.6
15	780.5	776.0	786.0	776.1	779.3
20	749.5	752.5	750.5	753.2	748.0
25	711.4	711.7	715.1	713.2	709.7
30	667.7	666.3	679.6	668.9	665.3
35	619.1	619.8	628.1	623.7	616.2
40	566.4	570.5	576.7	576.3	563.1
45	510.3	510.1	525.2	518.2	506.9
50	451.7	450.2	464.0	459.1	447.9
55	391.0	390.7	402.7	397.3	386.9
60	328.2	322.2	341.5	323.9	324.0
65	263.8	255.2	275.1	253.3	257.6
70	199.2	189.0	208.8	188.9	193.0
75	134.4	124.2	142.4	130.8	129.7
80	75.63	65.54	95.30	78.27	71.26
85	27.40	33.35	48.19	41.33	23.78
90	0.8496	2.096	1.089	5.570	2.628
95	3.072	2.046	1.129	3.500	0.2474
100	3.296	1.989	1.169	1.466	0.2848
105	3.440	1.985	1.210	1.233	0.3920
110	3.427	1.974	1.301	1.285	0.5227
115	3.347	2.028	1.393	1.308	0.6628
120	3.062	2.164	1.484	1.312	0.8120
125	356.5	225.4	134.4	221.7	357.3
130	2.071	2.393	1.699	1.659	1.083
135	1.419	2.347	1.807	1.962	1.204
140	1.429	2.165	1.844	2.292	1.340
145	1.527	2.093	1.881	2.470	1.452
150	1.611	2.074	1.919	2.365	1.550
155	1.695	1.961	1.922	2.271	1.648
160	1.755	1.888	1.925	2.084	1.727
165	1.816	1.895	1.928	1.926	1.802
170	1.825	1.887	1.906	1.891	1.867
175	1.863	1.875	1.884	1.878	1.956
180	1.863	1.863	1.863	1.863	1.956
DEG	LUMINOUS INTENSITY:cd				

Zonal Lumens

T	φ total
0-5	19.49
5-10	76.95
10-15	170.2
15-20	295.7
20-25	448.1
25-30	621.9
30-35	811.1
35-40	1008
40-45	1028
45-50	1402
50-55	1585
55-60	1750
60-65	1892
65-70	2006
70-75	2089
75-80	2143
80-85	2173
85-90	2184
90-95	2185
95-100	2186
100-105	2186
105-110	2187
110-115	2187
115-120	2188
120-125	2189
125-130	2189
130-135	2190
135-140	2191
140-145	2191
145-150	2192
150-155	2192
155-160	2193
160-165	2193
165-170	2193
170-175	2193
175-180	2193
	UNIT: lm

Luminance cd/(m2)

G(DEG)	C0/180	C90/270
85	5516	9701
80	7641	9628
75	9107	9653
70	10216	10708
65	10953	11421
60	11517	11982
55	11960	12318
50	12328	12664
45	12660	13032

Theoretical Lumens: XXX LM (subject to change)

Theoretical Wattage: XXX W (subject to change)

***Please note lumens and wattage are subject to change and will be determined post production of the first articles.

*Any custom modifications are subject to minimum order quantity. (M.O.Q.)

© VONN Lighting, 2025



3.8" LED RECESSED LINEAR By VONN Lighting



VSL23ICCT100D / VSL33ICCT100D / VSL43ICCT100D / VSL83ICCT100D

PROJECT:

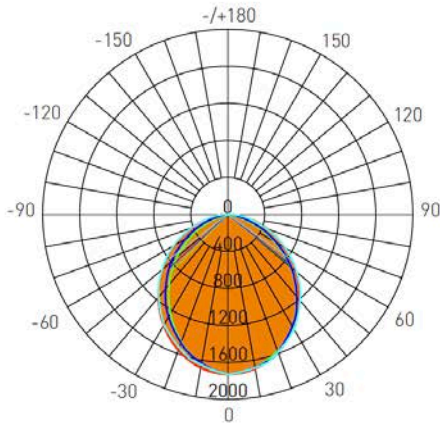
TYPE:

CATALOG#:

DATE:

DISTRIBUTION DIAGRAM

4' / Diffuser / 4000K/Down 100%



AVERAGE BEAM ANGLE[50%]: 101.8°

Lumens: 4601.1 Lms
Watts: 40.70 W
LPW: 113.05 Lm/W
CCT: 4000K

UNIT: cd
— C0/180, 106.4°
— C30/210, 95.4°
— C60/240, 98.6°
— C90/270, 107.0°

Zonal Flux Diagram

T	C0	C45	C90	C135	C180
5	1722	1709	1706	1706	1717
10	1695	1677	1682	1675	1684
15	1649	1636	1658	1635	1633
20	1585	1586	1584	1590	1565
25	1506	1493	1510	1512	1484
30	1416	1387	1436	1427	1389
35	1314	1275	1326	1342	1285
40	1203	1156	1216	1249	1173
45	1086	1014	1106	1091	1054
50	963.8	871.8	975.9	918.6	929.4
55	836.5	728.6	845.3	758.1	800.3
60	704.6	572.0	714.7	619.5	667.5
65	569.8	418.6	575.4	499.1	532.1
70	433.8	276.3	436.2	396.8	395.5
75	299.2	151.4	296.9	306.5	259.8
80	173.5	46.97	199.3	221.0	138.4
85	67.17	24.98	101.7	141.2	42.14
90	4.654	5.485	4.104	62.49	68.39
95	1.536	5.339	4.131	35.95	0.5650
100	1.517	5.168	4.158	9.947	0.6159
105	1.447	4.856	4.186	6.647	0.8541
110	1.527	4.510	4.608	7.029	1.120
115	1.756	4.298	5.031	6.921	1.423
120	2.026	4.097	5.454	6.481	1.648
125	2.316	3.844	5.632	6.146	1.937
130	2.260	3.626	5.810	5.352	2.180
135	2.578	3.737	5.988	4.750	2.455
140	2.914	4.015	5.998	4.398	2.693
145	3.184	4.449	6.008	4.322	2.908
150	3.413	4.788	6.017	4.397	3.132
155	3.684	4.857	5.831	4.608	3.342
160	3.880	5.161	5.644	4.747	3.501
165	4.043	5.122	5.458	4.799	3.655
170	4.201	4.855	5.089	4.749	3.763
175	4.272	4.593	4.720	4.531	3.879
180	4.351	4.351	4.351	4.351	3.912
DEG	LUMINOUS INTENSITY:cd				

Zonal Lumens

T	φ total
0-5	40.97
5-10	161.6
10-15	357.0
15-20	619.7
20-25	938.7
25-30	1303
30-35	1698
35-40	2111
40-45	2527
45-50	2930
50-55	3305
55-60	3641
60-65	3927
65-70	4157
70-75	4328
75-80	4445
80-85	4520
85-90	4561
90-95	4577
95-100	4583
100-105	4585
105-110	4587
110-115	4588
115-120	4590
120-125	4591
125-130	4593
130-135	4594
135-140	4595
140-145	4596
145-150	4599
150-155	4993
155-160	4599
160-165	4600
165-170	4601
170-175	4601
175-180	4601
	UNIT: lm

Luminance cd/(m2)

G(DEG)	C0/180	C90/270
85	6701	10147
80	8688	9980
75	10052	9975
70	11029	11089
65	11724	11840
60	12254	12430
55	12681	12815
50	13038	13202
45	13358	13607

Theoretical Lumens: XXX LM (subject to change)

Theoretical Wattage: XXX W (subject to change)

***Please note lumens and wattage are subject to change and will be determined post production of the first articles.

*Any custom modifications are subject to minimum order quantity. (M.O.Q.)

© VONN Lighting, 2025

