

VELLA 3" COMMERCIAL DOWNLIGHT

VM060-VF63SA02

By VONN Lighting

VONN

PROJECT:

TYPE:

CATALOG#:

DATE:

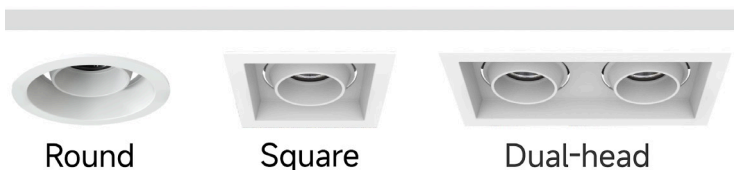


DESCRIPTION


The VELLA 3" Commercial Series offers a versatile lighting solution for any indoor retail or commercial environment. Available in both round and square designs, its super modular construction allows for seamless integration into any space. With a range of wattage options to suit different needs, the VELLA 3" ensures optimal illumination. For enhanced visual comfort, an optional honeycomb filter can be added, minimizing glare and creating a more pleasant lighting experience.

FEATURES

- Elegant and compact in style, yet highly versatile in use.
- Precise light control with beam lens options of 15°, 24°, 38°, and 55°.
- Round or square mounting rings, both featuring a 30° tiltable axis, with the option for a dual-head configuration.
- The super modular design allows for effortless replacement of the LED module, mounting ring, beam lens, and anti-glare accessories, all without the need for tools.



SPECIFICATION

	VM060	
WATTAGE	10 W	15 W
LUMEN OUTPUT	1022 LM	1357 LM
BEAM OPTICS	Narrow Spot: 15°, Spot: 24°, Flood: 38°, Wide Flood: 55°	
COLOR TEMP.	Static White: 2700K, 3000K, 3500K, 4000K Dim to Warm: 2000K - 3000K	
COLOR QUALITY	80+/90+, 3-step SDCM	
INPUT WATTAGE	10 W	15 W
INPUT VOLTAGE	120/277V input, 50/60Hz	
POWER FACTOR	Greater than 0.9	
DIMMING TYPE	Triac dimming & 0-10V dimming range: 1%-100%	
CEILING THICKNESS	 3/64" - 25/32" (1mm-20mm) Spring clip	
INSTALLATION	Remodel	
LISTINGS	ETL Listed to US and Canadian standards for damp locations. (IC) ETL listed for direct contact w/insulation.	
WARRANTY	5 year limited warranty	
AMBIENT OPERATING TEMPERATURE	-20°C to 40°C	
SYSTEM RATING	80% of initial lumens at 50000 hours (L80)	

Theoretical Lumens: XXX LM (subject to change)

Theoretical Wattage: XXX W (subject to change)


***Please note lumens and wattage are subject to change and will be determined post production of the first articles.

*Any custom modifications are subject to minimum order quantity. (M.O.Q.)

© VONN Lighting, 2025

VONN, LLC.
3323 NE 163rd St. PH-706
North Miami Beach, FL 33160
WWW.VONN.COM 888.604.8666

VONN, LLC. reserves the right to make any design changes for continuous improvement which will not affect the overall appearance or performance.



VELLA 3" COMMERCIAL DOWNLIGHT

VM060-VF63SA02

By VONN Lighting

VONN

PROJECT:

TYPE:

CATALOG#:

DATE:

ORDERING INFORMATION

VM060	VF	6	3	-	-	-	-	-	-	-	-
Led Module	Trim	Dimensions of trim	Application	Trim Shape	Trim Style	Flangeless Trim	Safety Standard	Voltage	Lumen Output	Dimming Methods	Including Housing
VM060	VF	6 Nominal size: 60mm	3 Commercial	RA Round adjustable	01 Standard	F Flangeless Trim	A American standard	277 100-277V	L08 800lm	V 0-10V	C New Construcion
				SA Square adjustable				120 100-120V	L12 1200lm	T Triac	R Remodel
										X 0-10V/Triac	H Housing

ACCESSORIES (TO BE ORDERED SEPARATELY)

FOR INSTALLATION CONSULT THE INSTRUCTION SHEET

OPTICAL ACCESSORY

☐ HONEYCOMB FILTER

VM060-H



☐ SOFT LENS

VM060-L



LUMEN MULTIPLIERS

CCT	MULTIPLIER	CRI	MULTIPLIER	STANDARD TRIM	MULTIPLIER
2700K	0.95	80+	1.23	VF63RA01 (Round adjustable)	1.00
3000K	1.00	90+	1.00	VF63SA01 (Square adjustable)	0.99
3500K	1.03			VF63SA02 (Square adjustable)	1.87
4000K	1.06				

Applying Lumen Multipliers to Calculate Delivered Lumens

Base Fixture Delivered Lumens (from PHOTOMETRIC DATA)	x	CCT Multiplier	x	CRI Multiplier	x	TRIM Multiplier	=	Delivered Lumens for Desired Fixture
STANDARD TRIM Example: VM060-VF63SA01 3500K 80+								
964.74 lm	x	1.03	x	1.23	x	0.99	=	1210 lm

Theoretical Lumens: XXX LM (subject to change)

Theoretical Wattage: XXX W (subject to change)

***Please note lumens and wattage are subject to change and will be determined post production of the first articles.

*Any custom modifications are subject to minimum order quantity. (M.O.Q.)


© VONN Lighting, 2025

VONN, LLC.

3323 NE 163rd St. PH-706
North Miami Beach, FL 33160

WWW.VONN.COM 888.604.8666

VONN, LLC. reserves the right to make any design changes for continuous improvement which will not affect the overall appearance or performance.



VELLA 3" COMMERCIAL DOWNLIGHT

VM060-VF63SA02

By VONN Lighting



PROJECT:

TYPE:

CATALOG#:

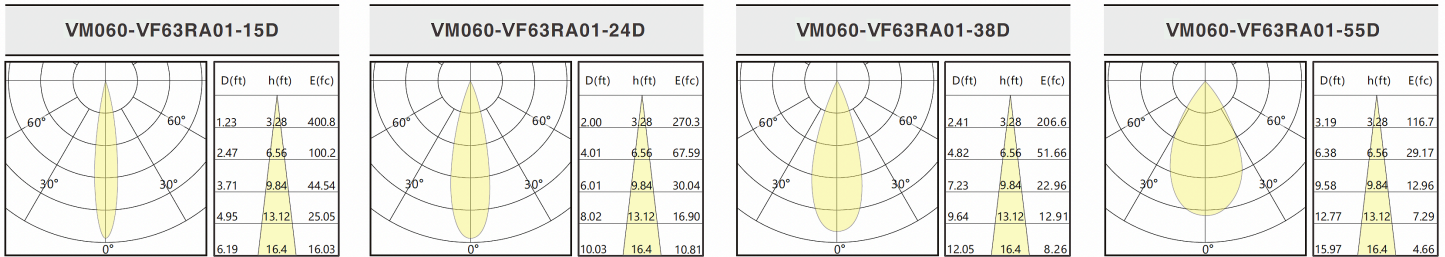
DATE:

PHOTOMETRIC DATA (NON-DIMMING)

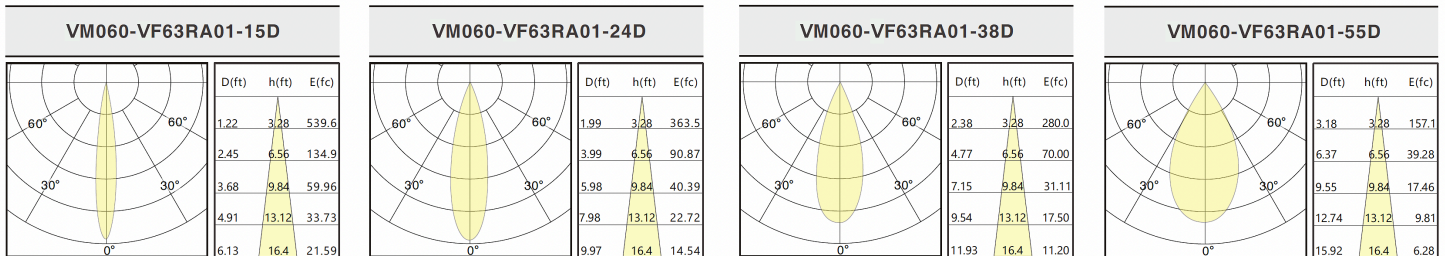
CCT (K)	CRI	LOAD (W)	BEAM OPTIC	LUMENS (lm)	EFFICACY (lm/w)	MAX CANDELA (cd)
3000K	90	10W	15°	964	96	4394
			24°	1022	101	2971
			38°	1018	101	2282
			55°	979	97	1310
		15W	15°	1281	93	5862
			24°	1357	98	3965
			38°	1351	98	3031
			55°	1318	95	1678

Above test data is based on **Round Adjustable** trim with 3000K 90CRI LED.

VM060-VF63RA01 10W



VM060-VF63RA01 15W



Above test data is based on **Round Adjustable** trim with 3000K 90CRI LED.


Theoretical Lumens: XXX LM (subject to change)

Theoretical Wattage: XXX W (subject to change)

***Please note lumens and wattage are subject to change and will be determined post production of the first articles.

*Any custom modifications are subject to minimum order quantity. (M.O.Q.)

© VONN Lighting, 2025



VELLA 3" COMMERCIAL DOWNLIGHT

VM060-VF63SA02

By VONN Lighting

VONN

PROJECT:

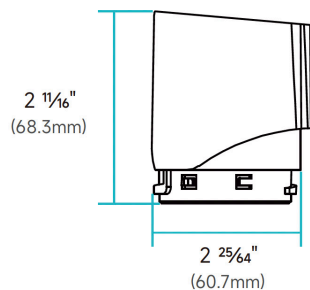
TYPE:

CATALOG#:


DATE:

DIMENSION

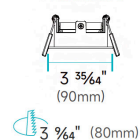
LED Module



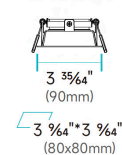
Trim For Commercial Series



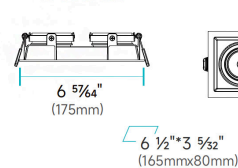
VF63RA01



VF63SA01



VF63SA02



Theoretical Lumens: XXX LM (subject to change)

Theoretical Wattage: XXX W (subject to change)

***Please note lumens and wattage are subject to change and will be determined post production of the first articles.

*Any custom modifications are subject to minimum order quantity. (M.O.Q.)


© VONN Lighting, 2025

VONN, LLC.

3323 NE 163rd St. PH-706
North Miami Beach, FL 33160

WWW.VONN.COM 888.604.8666

VONN, LLC. reserves the right to make any design changes for continuous improvement which will not affect the overall appearance or performance.



VELLA 3" COMMERCIAL DOWNLIGHT

By VONN Lighting

VONN

PROJECT:

TYPE:

CATALOG#:

DATE:

INSTALLATION

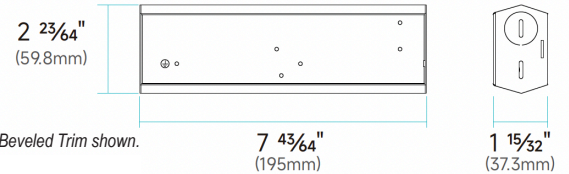


REMODEL


INSTALLATION

1. Direct connection with installed housing.
2. Operation temperature: -20°C - 40°C

DIMENSIONS FOR REMODEL MOUNTED DRIVER



Note: Total height varies depending on trim, Beveled Trim shown.
Minimum height: 3 29/32" (99mm)
Maximum height: 3 29/32" (99mm)

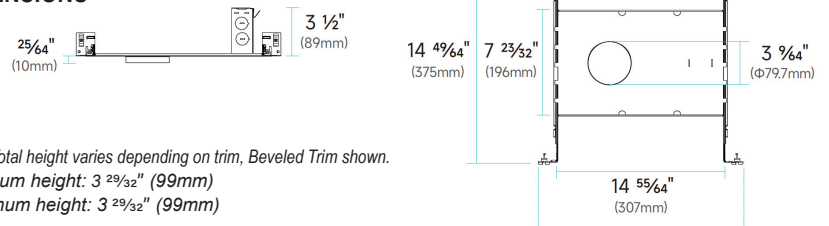


NEW CONSTRUCTION

INSTALLATION

1. Non-IC rated housings must be kept at a minimum of 3" away from insulation.
2. Fixture includes adjustable bar hangers (14"-25") for wood joist or t-bar ceiling installations.
3. Bar hangers can be installed in either direction.
4. Operation temperature: -20°C - 40°C.

DIMENSIONS



Note: Total height varies depending on trim, Beveled Trim shown.
Minimum height: 3 29/32" (99mm)
Maximum height: 3 29/32" (99mm)

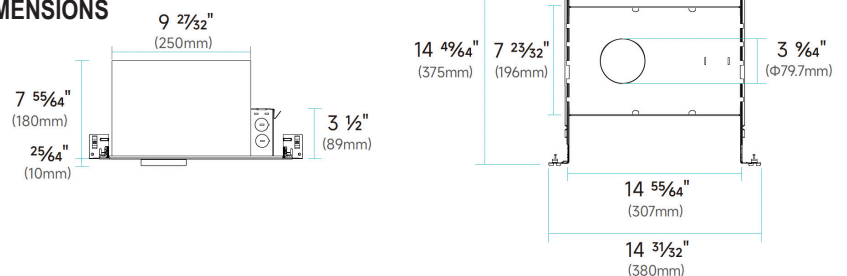


IC RATED HOUSING

INSTALLATION

1. ETL Listed for direct contact with insulation.
2. Fixture includes adjustable bar hangers (14"-25") for wood joist or t-bar ceiling installations.
3. Bar hangers can be installed in either direction.
4. Operation temperature: -20°C - 40°C.

DIMENSIONS



Theoretical Lumens: XXX LM (subject to change)

Theoretical Wattage: XXX W (subject to change)

***Please note lumens and wattage are subject to change and will be determined post production of the first articles.

*Any custom modifications are subject to minimum order quantity. (M.O.Q.)

© VONN Lighting, 2025