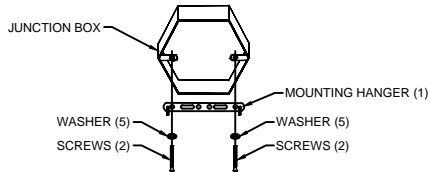




STEP 1

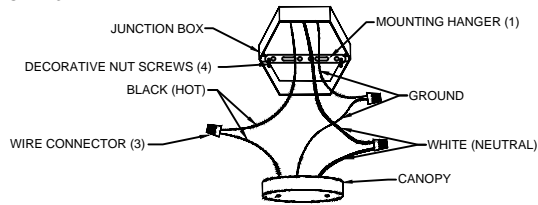
Please turn off the power at the breaker box. Test that the power is off at the ceiling junction box with a circuit tester and read these instructions before electrical installation, changing the bulb or cleaning the lamp. The electric installation must be performed by a licensed electrician.

STEP 2



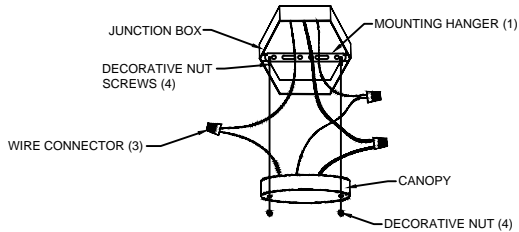
Secure the mounting hanger (1) to the electric junction box with the screws (2) and washers (5) provided.

STEP 3



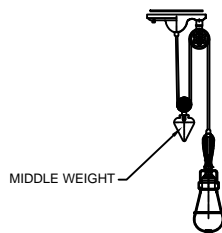
Connect the hot wire from main wire to the hot wire from power supply. Connect the neutral wire from the main wire to the neutral wire from power supply. Fix the ground wire from fitting to ground wire (grounding) from power supply.

STEP 4



Install the canopy (shade/cover) of the decorative fixture to the mounting hanger, using the supplied screws or decorative nuts (4).

STEP 5



Pull on the middle weight until your desired height is met.

STEP 6

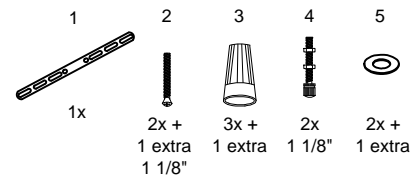
Turn your power back on at the breaker box. Then check if the product turns on.

VONN LIGHTING

MODEL: VVP24211



Parts component list



Legend

L = Line/Hot/Black
N = Neutral/White
⊕ = Ground/Green

Vonn Lighting
01-01-2015

Warranty Effective

VONN warrants that our products are delivered in new condition, original packaging, free of defects in manufacturing, materials and workmanship, when purchased from VONN authorized distributors ONLY. This warranty is only extended to the original end-use consumer with the original proof of purchase from any of VONN's authorized distributors. Manufacturer's Limited Lifetime Warranty shall not be extended to any other person, transferee or commercial use.

What does the warranty cover?

All VONN LED fixtures, electrical parts and components are covered under VONN Limited Lifetime Warranty on all electrical parts and components.

Please NOTE: Light bulbs are EXEMPT from VONN Limited Lifetime Warranty

What is NOT covered by the warranty?

VONN Limited Lifetime Warranty will not cover defects resulting from improper or unreasonable use or maintenance, referring to fixtures and product finishes that have been mishandled, improperly installed, connected or wrongfully operated, unusually used, connected to improper voltage supply. VONN will not be held accountable for acts of God such as high winds, floods, water damage, fire, excess moisture, power surges, failure to follow written instructions for proper use and care, damaged packaging, unauthorized alteration or modification of original condition or modifications or adaptation to enable it to operate in any country other than the country for which it was designed, or repair by non-licensed professional. Significant product exposure to chemicals, harsh cleaners, salt water or salt air or use of parts not supplied by VONN, will void any and all warranties on products and their exterior finishes.

Once contacted, VONN will....

Gather information, locate the original purchase order record, review every detail provided, evaluate and diagnose the problem and attempt to resolve over the phone. If unsuccessful, using new or refurbished replacements parts, ship any defective parts or the entire replacement unit within reasonable period of time to the customer.

What we will not be able to do:

VONN lighting will NOT pay shipping, insurance or transportation charges, import fees, duties and taxes.

How to obtain Limited Lifetime Warranty?

Registering VONN product upon receipt is the first recommended step. Once the product is registered, your name as well as the rest of the relevant product information will be securely stored in our database. If you have not had a chance to register your product at the time of purchase, please use your original purchase order number when contacting VONN's customer care. We recommend contacting VONN's customer service directly with any warranty or service related issues at 1-888-604-VONN.

Other conditions:

Vonn LLC limited lifetime warranty is in lieu of any other warranty, whether expressed or implied, written or oral. Vonn LLC disclaims any liability for special, incidental or consequential damages and does not cover or include labor cost or damage incurred in installation, repair or replacement, nor does it cover or include damages for personal injury, property damage or economic loss.

State to state laws vary and may not allow the exclusion or limitation of incidental or consequential damages, where some limitations or exclusions may not apply to you. This warranty gives you specific legal rights, and you may also offer rights that vary state to state.

! IMPORTANT SAFETY INSTRUCTIONS

When installing or using the lighting system, basic safety precautions should always be followed including the following:

1. It is highly recommended this installation should only be performed by a licensed electrician.
2. Read all instructions.
3. Before turning the power back on, make sure that the light system is clear of all material which could cause a direct short and check all electrical connections to make sure they are right.
4. Caution - hot surface. Keep away from curtains and other combustible materials.
5. Lighted lamp is hot!
6. Turn off power and allow to cool before replacing bulb.
7. Lamp gets hot quickly! Only use a switch or plug when turning on.
8. Do not touch hot lamp lens.
9. Do not touch lamp at any time. Use a soft cloth. Oil from skin may damage lamp.