



Installation Guide



VONN LIGHTING

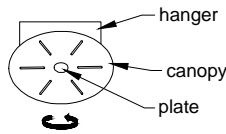
MODEL: VMC31900



STEP 1

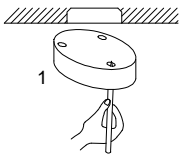
Turn off the power at the breaker box. Test that the power is off at the ceiling junction box with a circuit tester.

STEP 2



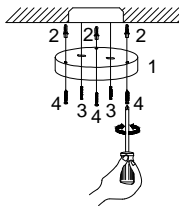
Expose the hanger by unthreading the plate on the light fixture canopy.

STEP 3



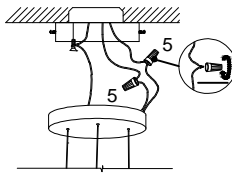
Mark the position of the hanger's holes on your ceiling.

STEP 4



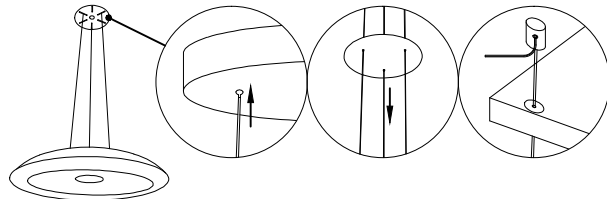
Drill the ceiling holes for the plastic anchors (2). Install the provided plastic anchors into the holes you've just drilled. Mount the hanger with the 5 screws provided. The 3/4" screws (3) are screwed into your junction box. The 1 1/8" screws (4) are screwed into your plastic anchors.

STEP 5



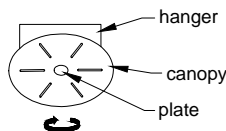
Connect the power and neutral wires using the provided wire caps (5). Connect the white wire from the fixture to the neutral wire in your ceiling junction box. Connect the black wire to the power wire in your ceiling junction box. Connect the bare copper ground wire to the green screw on the hanger.

STEP 6



All support lines should be at the same height. Push the lock nuts up to release the lines and pull through accordingly. Release once your height is set and tighten the hex screw with the allen key on the inside of the canopy to lock the nut and keep the lines in place.

STEP 7



Replace the canopy and thread the plate back onto the hanger.

STEP 8

Turn your power back on at the breaker box.

Parts component list

1	2	3	4	5
1x	3x + 1 extra 1 1/8"	2x + 1 extra 3/4"	3x + 1 extra 1 1/8"	2x + 1 extra

Vonn Lighting
01-01-2015

Warranty Effective

VONN warrants that our products are delivered in new condition, original packaging, free of defects in manufacturing, materials and workmanship, when purchased from VONN authorized distributors ONLY. This warranty is only extended to the original end-use consumer with the original proof of purchase from any of VONN's authorized distributors. Manufacturer's Limited Lifetime Warranty shall not be extended to any other person, transferee or commercial use.

What does the warranty cover?

All VONN LED fixtures, electrical parts and components are covered under VONN Limited Lifetime Warranty on all electrical parts and components.

Please NOTE: Light bulbs are EXEMPT from VONN Limited Lifetime Warranty

What is NOT covered by the warranty?

VONN Limited Lifetime Warranty will not cover defects resulting from improper or unreasonable use or maintenance, referring to fixtures and product finishes that have been mishandled, improperly installed, connected or wrongfully operated, unusually used, connected to improper voltage supply. VONN will not be held accountable for acts of God such as high winds, floods, water damage, fire, excess moisture, power surges, failure to follow written instructions for proper use and care, damaged packaging, unauthorized alteration or modification of original condition or modifications or adaptation to enable it to operate in any country other than the country for which it was designed, or repair by non-licensed professional. Significant product exposure to chemicals, harsh cleaners, salt water or salt air or use of parts not supplied by VONN, will void any and all warranties on products and their exterior finishes.

Once contacted, VONN will.....

Gather information, locate the original purchase order record, review every detail provided, evaluate and diagnose the problem and attempt to resolve over the phone. If unsuccessful, using new or refurbished replacements parts, ship any defective parts or the entire replacement unit within reasonable period of time to the customer.

What we will not be able to do:

VONN lighting will NOT pay shipping, insurance or transportation charges, import fees, duties and taxes.

How to obtain Limited Lifetime Warranty?

Registering VONN product upon receipt is the first recommended step. Once the product is registered, your name as well as the rest of the relevant product information will be securely stored in our database. If you have not had a chance to register your product at the time of purchase, please use your original purchase order number when contacting VONN's customer care. We recommend contacting VONN's customer service directly with any warranty or service related issues at 1-888-604-VONN.

Other conditions:

Vonn LLC limited lifetime warranty is in lieu of any other warranty, whether expressed or implied, written or oral. Vonn LLC disclaims any liability for special, incidental or consequential damages and does not cover or include labor cost or damage incurred in installation, repair or replacement, nor does it cover or include damages for personal injury, property damage or economic loss.

State to state laws vary and may not allow the exclusion or limitation of incidental or consequential damages, where some limitations or exclusions may not apply to you. This warranty gives you specific legal rights, and you may also offer rights that vary state to state.

WARNING - Turn off the power at the breaker box before starting any work. Failure to do so can result in bodily harm.

We strongly recommend that a licensed electrician performs the installation. Ensure that all safety and jurisdiction code is followed up to the highest standard.