

AGAVE HALL

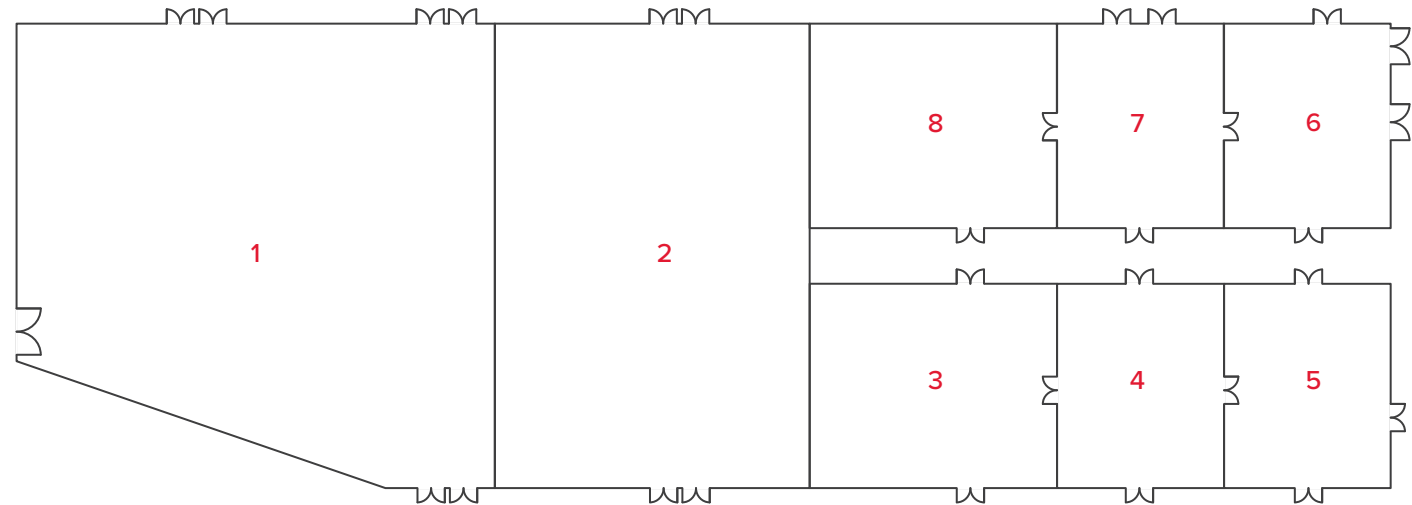
28,512 SQUARE FEET | 294' X 106' | CEILING HEIGHT 18' - 22'

1 SQUARE FEET: 9,205
SIZE: 102' X 106'

2 SQUARE FEET: 6,740
SIZE: 67' X 100'

3, 8 SQUARE FEET: 2,685
SIZE: 53' X 44'

4 - 7 SQUARE FEET: 1,800
SIZE: 35' X 44'



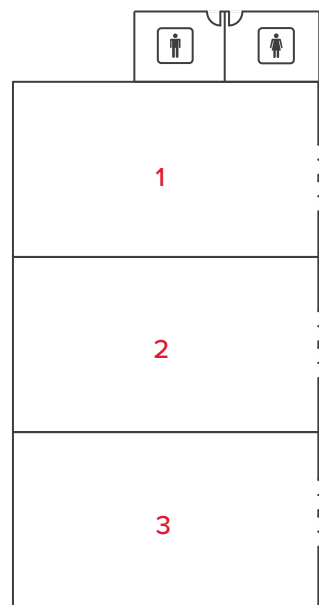
← PARADISE SELF PARKING

↓ OPAL TOWER

PRE-FUNCTION

↓ THE MANOR AND EVENT LAWN

↓ CANYON TOWER



SAGE HALL

6,000 SQUARE FEET | 100' X 60' | CEILING HEIGHT UP TO 19'

1 - 3 SQUARE FEET: 2,000
SIZE: 60' X 33'

VENUE	Theater	Classroom 4 per 8'	Rounds of 10	Crescent Rounds of 8	Cocktail Reception	10x10 Expo	8x10 Expo
AGAVE HALL	2400+	1500	1500	1200	3000	116	172
1	680	570	520	416	700	38	46
2	500	420	400	320	500	30	36
3,8	220	150	120	96	200	Varies	Varies
4, 5, 6, 7	100	80	70	56	100	Varies	Varies
1 & 2 COMBINED	1180	980	920	736	1200	64	77
5 & 6 OR 4 & 7 COMBINED	300	240	220	176	250	Varies	Varies
3 & 8 COMBINED	440	340	300	240	400	24	32
3,4,5 OR 6,7,8 COMBINED	460	320	280	224	420	N/A	N/A
3,4,5,6,7,8 COMBINED	1000	700	580	464	1100	72	90
3,4,7,8 COMBINED	700	540	460	368	500	Varies	Varies
4,5,6,7 COMBINED	600	480	400	320	450	Varies	Varies
PRIMROSE HALL	1500+	1040	900	576	1150	84	110
1,2,3,4,6,7,8,9	50	32	40	32	50	N/A	N/A
5	108	48	80	64	90	N/A	N/A
10	456	180	280	224	300	N/A	N/A
(2) SECTIONS	120	80	80	64	100	Varies	Varies
(3) SECTIONS	252	128	146	102	150	Varies	Varies
5 & 10	700	400	360	256	400	Varies	Varies

*ROOM AND AUDIO VISUAL SET(S) MAY IMPACT CAPACITY

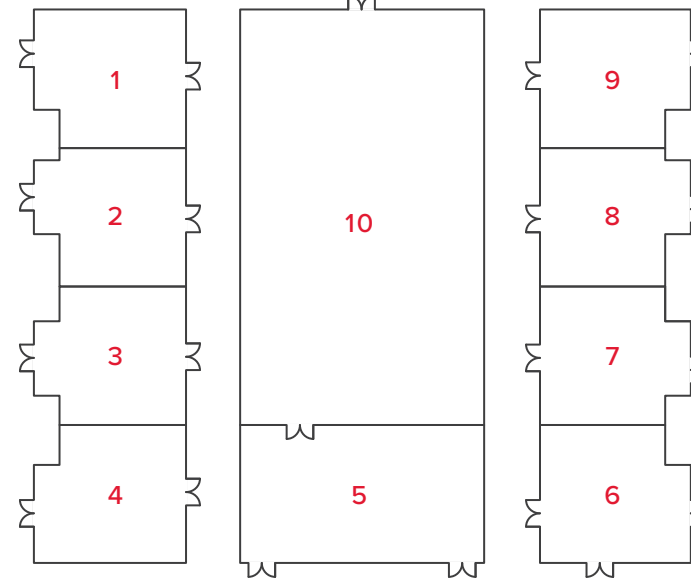
PRIMROSE HALL

15,720 SQUARE FEET | 131' X 120' | CEILING HEIGHT 20'

1 - 4, 6 - 9 SQUARE FEET: 810
SIZE: 30' X 27'

5 SQUARE FEET: 1,560
SIZE: 52' X 30'

10 SQUARE FEET: 4,860
SIZE: 52' X 90'



PRE-FUNCTION

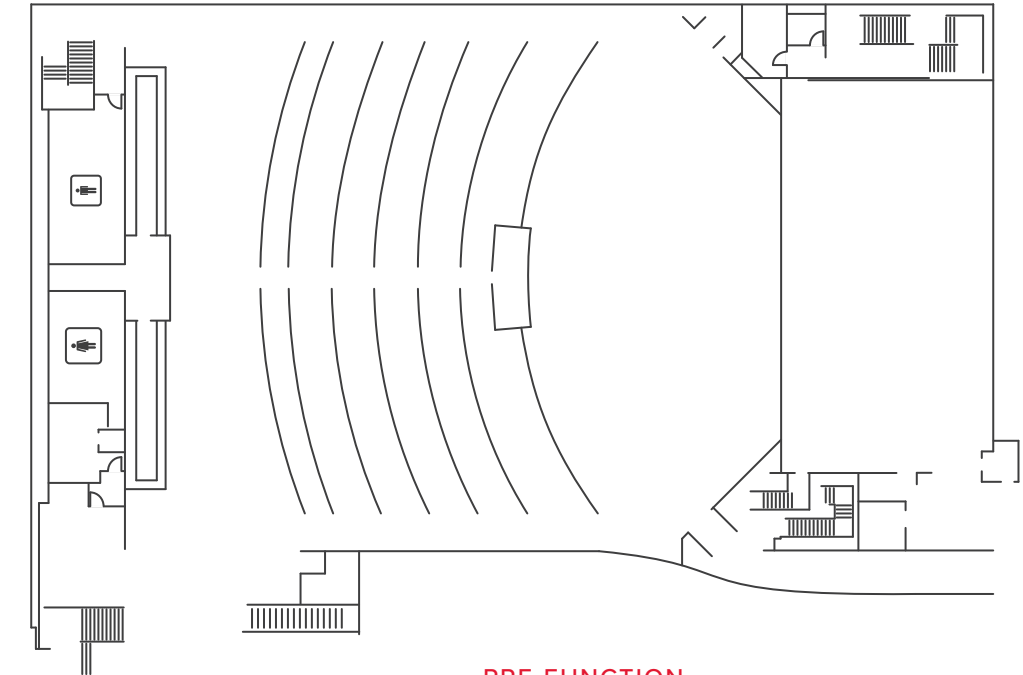
TWENTY-FOUR OXFORD

4,550 SQUARE FEET

VENUE	Theater	Classroom 4 per 8'	Conference	Hollow Square	U-Shape	Rounds of 10	Crescent Rounds of 8	Cocktail Reception
SAGE HALL	561	360	N/A	N/A	N/A	320	250	375
1	154	108	38	42	36	80	64	100
2	154	108	38	42	36	80	64	100
3	154	108	38	42	36	80	64	100
1 & 2 OR 2 & 3	374	216	N/A	N/A	N/A	200	120	200
THE STUDIOS								
D, F, G	N/A	N/A	14	N/A	N/A	N/A	N/A	N/A
A, B, C, E	50	32	16	24	20	40	32	40
TWENTY-FOUR OXFORD	250	84	N/A	N/A	N/A	150	120	400
THE THEATER	2730	800	N/A	N/A	N/A	660	528	3850
MAIN FLOOR	1769	800	N/A	N/A	N/A	660	528	Varies
VIP LEVEL	201	N/A	N/A	N/A	N/A	N/A	N/A	Varies
BALCONY	760	N/A	N/A	N/A	N/A	N/A	N/A	Varies

THE THEATER

29,374 SQUARE FEET | 294' X 106' | CEILING HEIGHT UP TO 49'



↓ CASINO ACCESS

PRE-FUNCTION

STUDIO BOARDROOMS

338 SQUARE FEET | 13' X 26' | CEILING HEIGHT UP TO 8'

OPAL TOWERS FLOORS 3&4

STUDIO MEETING ROOMS

800 SQUARE FEET | 28' X 29' | CEILING HEIGHT UP TO 8'

OPAL TOWERS FLOORS 1,3&4