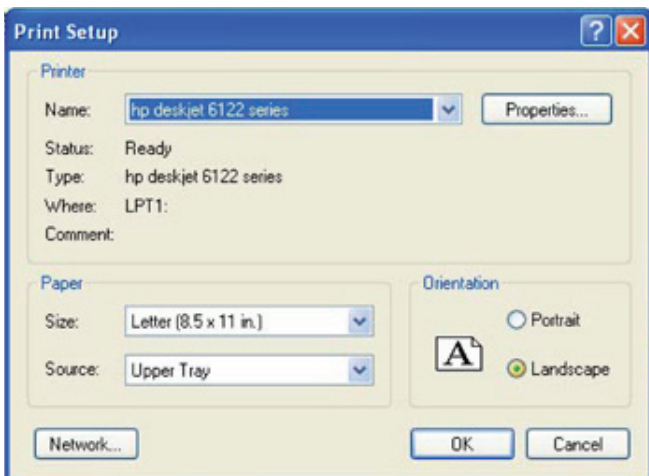
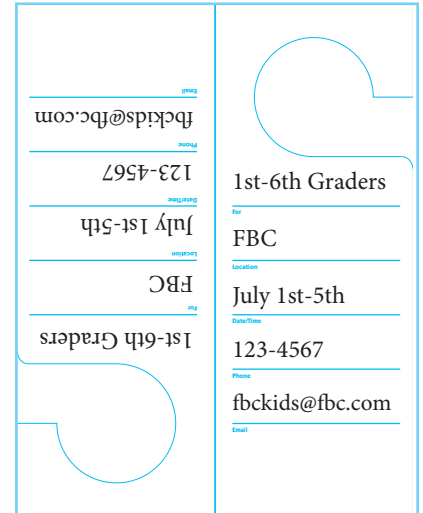


VBS 2013 Door Hanger Template Instructions

This template has been designed with customizable text fields so that you can type in your information.

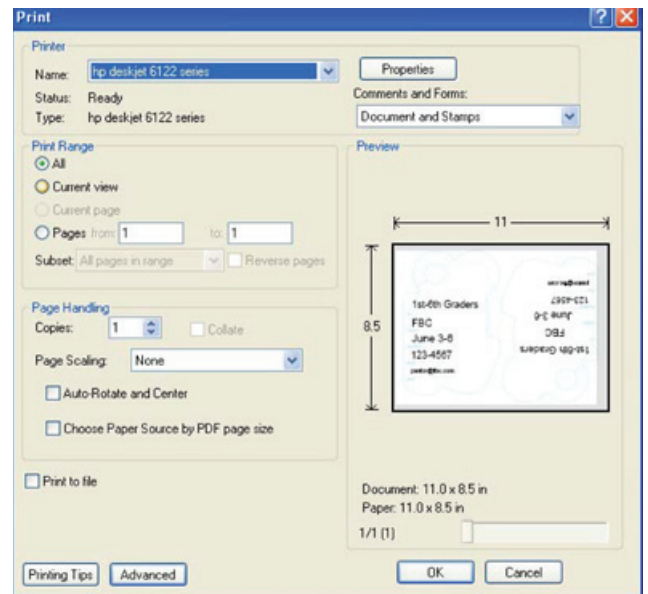
Using Adobe Acrobat Reader 7, click above each section to type in your information.



Go to your Page Setup dialog box which is located under File/Page Setup. Be sure the paper orientation is set to "Landscape." Click OK.

Go to the Print dialog box which is located under File/Print. Make sure the box that relates to "Auto Rotate and Center" has been unchecked. Also, set the "Page Scaling" to none. Then click OK.

Before printing the entire job, it would be helpful to print a sample. This will allow you to see if the template will work on your printer.



For best results, use the manual feed tray on your printer and version 7 of Adobe Acrobat Reader.