

DECATUR, IL 2023 IMPACT REPORT



Majors
Randall & Susan Summit
(217) 428-4672
sadecatur.org
Serving Macon County since 1888

24 Veterans assisted in our Shelter
Additional Served With our SSVF Partnership



LOVE BEYOND

Pathway of Hope

Stopping Generational Poverty
29 Households Served
69 Children Served



PATHWAY
OF
HOPE

Community Food Market

(Food Pantry)

6,436 Visits
536 Households Per Month (avg)



Social Services

Households are assisted
with prescriptions, food,
housing, education,
counseling, & clothing.


Men's Shelter

296 Men Received Vital
Shelter & Client Services
128 were Cold Cots
60 Found Employment
62 Permanent Housing




Christmas

3,207 Toys Donated
3,337 Children Assisted with Toys
1,231 Families Assisted with Food
898 Volunteer Bell Ringing Hours



Homeless Prevention

98 Families Received Utility
or Rent Assistance
\$217,642.10



Meals Provided

45,000+ in 2023

11 Prescriptions \$1,493.42 in 2023


History of Shelter and Pathway of Hope

Since 2008, the Shelter served 1,637 men (shelter, food and client services)
Since 2013, POH served 134 adults and 247 children (rent, utilities, education & counseling)

Social Media

 TSA Decatur

 @TSADecatur

 salvationarmydecatur

2023 Impact Breakdown

People Served



Families Served

Pathway of Hope

29 Households (36 adults & 69 children)
1,502 Personal Touches / Specific Assistance

(communication, clothing, education, job ready, employment, childcare, counseling, home items, rent & utility assistance)

History of POH Since 2013

- Served 134 adults & 247 children
- Served 107 households & 20 singles
- \$151,702.52 in Direct Assistance

Homeless Prevention

- 98 Households Assisted in Rent or Utility Assistance
 - \$217,642.10 in Assistance

Christmas 2023

- Goal: \$600,000.00
- \$136,000 raised in bell-ringing
- 2,773 Total Bell Ringing Hours (2,773 / 2,987)
- 111 “Bell Ringers” Reserved a Shift
- 898 Volunteer Bell Ringing Hours - 33%
 - (businesses, families, churches, schools)
- 22 Virtual Kettles setup
- Increased Church & School Partners
- Increased Participation with Virtual Kettles
- 3,207 Toys Donated to TSA Angel Trees
- 3,337 Children Served (Care & Share)
- 1,231 Families Served (Care & Share)

Prescriptions

- 11 Individuals—\$1,493.42

Food and Meals (yearly meals)

- Sunday weekly community breakfast
- Youth weekly dinners
- Home League weekly lunch
- Senior monthly lunch programs
- Men’s Shelter daily breakfast / dinner

Men’s Shelter

- Served 296 Men (unduplicated)
 - 127 African American
 - 150 Caucasian
 - 19 Other
- 128 Cold Cots (26 to regular beds)
- 62 Men into permanent housing
- 60 Men employed
- 24 Veterans assisted

History of Men’s Shelter (since 2008)

- Served 1,637 men
- 510 declared “successful”
- 858 moved into permanent housing

Community Food Market (Food Pantry)

- 6,436 visits (duplicated)
 - 536 households (monthly average)
 - 106 children (monthly average)
 - 773 individuals (monthly average)

*In 2022, Community Market Model

*In 2023, new hours of operation

In April 2022, we opened up our pantry as a community food market giving families a choice based on taste and dietary concerns. New hours in 2023: Tues & Wed 5p-7p / Sat 8a-10a

Seniors Programs

- Seniors: monthly lunch, 1st Friday/Month
- Home League (Women’s Ministries): lunch, program, and fellowship every Thursday.

Youth Programs (September through December)

- # youth enrolled: programs include music, character building, cultivating relationships, Sunday ministry, meals provided, and more.

Support Opportunities

- Volunteers
- Service Projects
- Donations
 - Recurring gifts
 - Seasonal gifts

LOVE BEYOND

ABOVE ALL. LOVE.
1 Peter 4:8