



International Society of Arboriculture

PO Box 191 Annapolis Junction, MD 20701



ISA Tree Risk Assessment Qualification (ISA TRAQ)

How to Submit an Application for the ISA TRAQ Program

ISA recognizes a variety of credentials and designations that fulfill the eligibility requirement to enroll in an ISA TRAQ program. A complete listing of recognized credentials can be viewed on the [TRAQ Program Guide](#). If you have one of the credentials listed or another credential that meet the requirements for the program, your application for eligibility must be reviewed and approved by ISA prior to enrollment deadlines for an ISA TRAQ program.

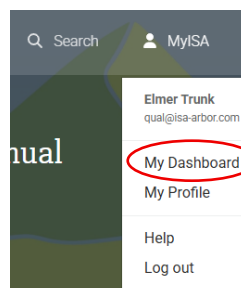
Applications are reviewed in the order they are received, overall review timelines may vary depending on the documentation provided by the applicant. We recommend that applicants submit an application with all required information and documentation as early as possible

To apply for the ISA TRAQ program, please follow these steps:

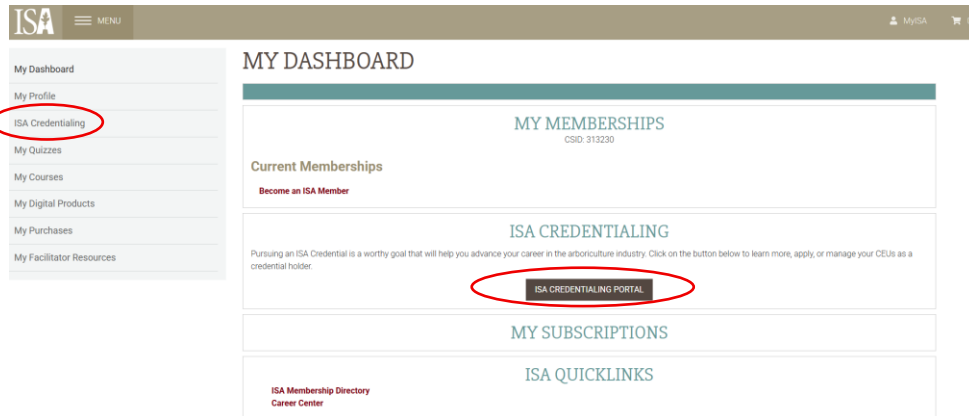
1. Create an ISA Account
 - a. Open <https://www.isa-arbor.com/>
 - b. Select “MyISA” on the top right and select “Log in”
 - c. Select “Create Account”

Note: ISA accounts take at least 24-48 hours for approval. You will receive an email notification once approved.

2. Login into your MyISA account
 - a. Open <https://www.isa-arbor.com/>
 - b. Select “MyISA” on the top right and select “Log in”
 - c. Select “My Dashboard”

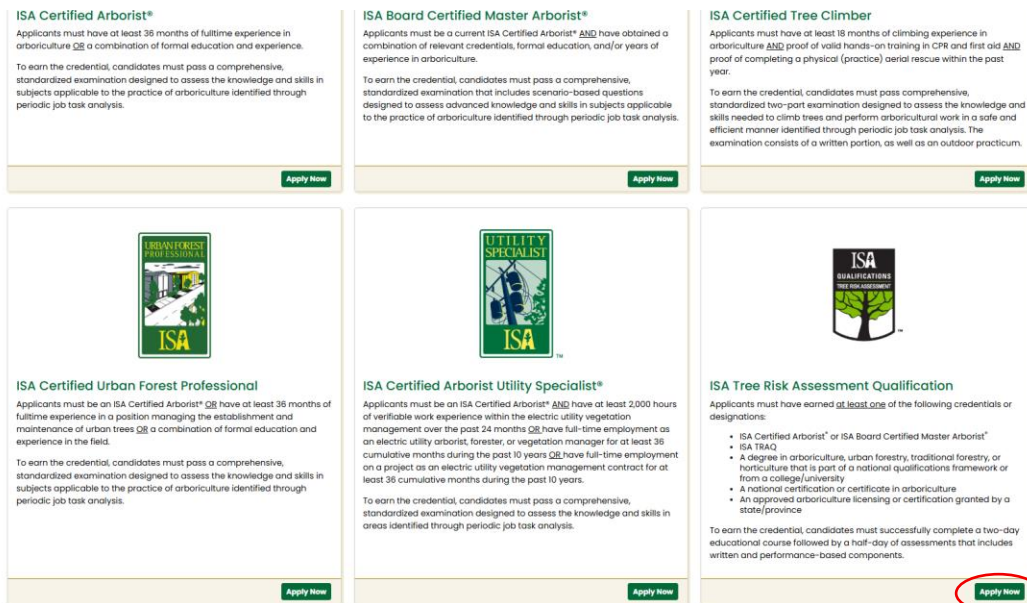


3. Select “ISA Credentialing” on the left-hand pane or the ISA Credentialing Portal.

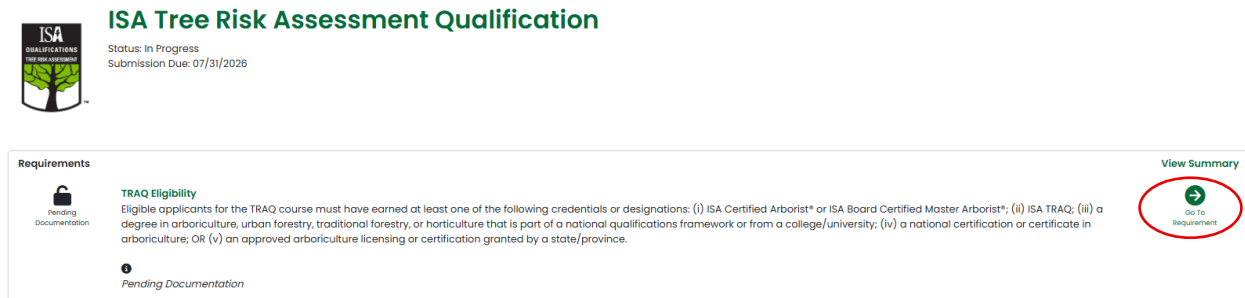


4. Login to the Credentialing Portal with your same ISA credentials.

5. Scroll down on your Credentialing Dashboard and select “Apply Now” for the ISA Tree Risk Assessment Qualification.



6. Select “Go to Requirement” for the TRAQ Eligibility Requirement



7. Select “Add Certification” to begin the application.

8. Select from the list of approved credentials and add Earned Date and upload the proof of the credential.

9. If your credential does not appear in the List of Approved Credentials dropdown, select “Submit Another Credential”
 - a. Provide the credential name, organization, website, earned date, select and explain how 4 out of 5 core areas of knowledge are obtained by this credential, and provide proof of the credential and content.
10. Once ready, select “Submit Application”
11. Process the TRAQ Application Fee by selecting “Checkout”
12. “Bill to Customer” is yourself
13. Select the appropriate payment method and then select “Enter Payment Details” and enter your credit card information
14. Select “Make Payment” and “Complete Payment” once successfully processed.
15. Your TRAQ application has now been submitted for review to ISA.

Your TRAQ Application has now been submitted! Please allow our team time to review the application. You will receive notification via email and posted to your Credentialing Portal once you are approved for enrollment. Once approved, you will then be able to view all the upcoming TRAQ Offerings and register through one of our TRAQ Hosts.