








































Artikel

+ Neuer Artikel

<input type="checkbox"/>	Artikelnummer	Bezeichnung	Matchcode
	<input type="text"/>	<input type="text"/>	<input type="text" value="dl wtg"/>
  	<input type="checkbox"/> 74519	HydraFacial Tower MD Wartung inkl. Anfahrt (400km - 500	DL WTG HF
  	<input type="checkbox"/> 74520	HydraFacial Tower MD Wartung inkl. Anfahrt (500km - 600	DL WTG HF
  	<input type="checkbox"/> 74521	HydraFacial Tower MD Wartung inkl. Anfahrt (300km - 400	DL WTG HF
  	<input type="checkbox"/> 74522	HydraFacial Tower MD Wartung inkl. Anfahrt (200km - 300	DL WTG HF
  	<input type="checkbox"/> 74523	HydraFacial Tower MD Wartung inkl. Anfahrt (001km - 100	DL WTG HF
  	<input type="checkbox"/> 74533	Wartung HydraFacial Tower MD	DL WTG HF
  	<input type="checkbox"/> 74534	Transport HydraFacial Tower MD	DL WTG HF
  	<input type="checkbox"/> 74537	HydraFacial Tower MD Wartung inkl. Anfahrt (100km - 200	DL WTG HF
  	<input type="checkbox"/> 74551	Verbringung HydraFacial Tower MD	DL WTG HF
  	<input type="checkbox"/> 74571	Telefonisches Fahrer-Avis	DL WTG HF
  	<input type="checkbox"/> 74584	Fahrtkosten b. "in der Nähe"-Terminen	DL WTG HF
  	<input type="checkbox"/> 74598	HydraFacial Tower MD Wartung inkl. Anfahrt (600km - 700	DL WTG HF
  	<input type="checkbox"/> 9035	Wartung InMode BodyTite / Votiva	DL WTG InMode BodyTite / Votiva