

- Standard(carl best images)
- General
- Images
- Fonts
- Color
- Advanced
- Standards

Description

Use these settings to create Adobe PDF documents suitable for reliable viewing and printing of business documents. Created PDF documents can be opened with Acrobat and Adobe Reader 6.0 and later.

File Options

Compatibility: Acrobat 8.0 (PDF 1.7)

I set this.

Using Acrobat to convert a Word document doesn't work properly as shown in the next 4 pages.  
 (the last 4 pages show that doing the same thing from PowerPoint works fine)

Object Level Compression: Maximum

Default Page Size

Width: 8.5      Units: Inches

Height: 11.0

Show All Settings

Save As...

OK

Cancel

Help

Settings Security Word Bookmarks

## PDFMaker Settings

Conversion Settings: Standard(carl best images) ▾



Use these settings to create Adobe PDF documents suitable for reliable viewing and printing of business documents. Created PDF documents can be opened with



- View Adobe PDF result
- Prompt for Adobe PDF file name
- Convert Document Information

PDF/A Compliance: None ▾

Advanced Settings ...

## Application Settings

- Attach source file
- Create Bookmarks
- Add Links
- Enable Accessibility and Reflow with tagged Adobe PDF
  - Enable advanced tagging

I chose this.



Copyright © 1984-2017 Adobe Systems Incorporated and its licensors. All Rights Reserved. Adobe, the Adobe logo, Acrobat, the Adobe PDF logo and PostScript are either registered trademarks or trademarks of Adobe Systems Incorporated in the United States and/or other countries. All other trademarks are the property of their respective owners.

Restore Defaults

OK

Cancel

Help

File Home Insert Draw Design Layout References Mailings Review View Developer Help ACROBAT Tell me what you want to do Share

Create PDF Preferences Create and Attach to Email Merge Mail Merge Create and Send For Shared Commenting Comments Acrobat Comments Create PDF and Run Action Embed Flash

## Navigation

Search document

Headings Pages Results

- Introduction
- Clarifications and Correcti...

I clicked on this.



# Introduction

Description Security Fonts Initial View Custom Advanced

Description

File: [Redacted] Project\_test2.pdf

Title:

Author: [Redacted]

Subject:

Keywords:

PDFMaker for Word

Additional Metadata...

Created: 07/05/2019 10:16:40 AM

Modified: 07/05/2019 10:16:53 AM

Application: Acrobat PDFMaker 17 for Word

This shows that my Conversion Settings choice was ignored. Seems like "Standard.joboptions" might have been used.

Advanced

PDF Producer: Adobe PDF Library 15.0

PDF Version: 1.5 (Acrobat 6.x)

Location: C:\Users\[Redacted]

File Size: 833.60 KB (853,609 Bytes)

Page Size: 8.50 x 11.00 in      Number of Pages: 12

Tagged PDF: No      Fast Web View: Yes

Help

OK

Cancel

- Standard(carl best images)
- General
- Images
- Fonts
- Color
- Advanced
- Standards

Description

Use these settings to create Adobe PDF documents suitable for reliable viewing and printing of business documents. Created PDF documents can be opened with Acrobat and Adobe Reader 6.0 and later.

File Options

Compatibility: Acrobat 8.0 (PDF 1.7)

Object Level Compression: Maximum

Collectively by File

left

00 dots per inch

- All Pages
- Pages From:  To:
- Embed thumbnails
- Optimize for fast web view

Default Page Size

Width: 8.5 Units: Inches

Height: 11.0

Show All Settings

Save As...

OK

Cancel

Help

**NOTE:** using Acrobat to convert a PowerPoint presentation worked perfectly as shown in the next 4 pages.

## Settings Security

## PDFMaker Settings

Conversion Settings: Standard(carl best images) ▼



Use these settings to create Adobe PDF documents suitable for reliable viewing and printing of business documents. Created PDF documents can be opened with



- View Adobe PDF result
- Prompt for Adobe PDF file name
- Convert Document Information

[Advanced Settings ...](#)

PDF/A Compliance: None ▼

## Application Settings

- Attach source file
- Create Bookmarks
- Add Links
- Enable Accessibility and Reflow with tagged Adobe PDF
- Convert Multimedia
- Preserve Slide Transitions
- Convert hidden slides to PDF pages
- Convert Speaker Notes




Copyright © 1984-2017 Adobe Systems Incorporated and its licensors. All Rights Reserved. Adobe, the Adobe logo, Acrobat, the Adobe PDF logo and PostScript are either registered trademarks or trademarks of Adobe Systems Incorporated in the United States and/or other countries. All other trademarks are the property of their respective owners.


[Restore Defaults](#)


OK


Cancel


[Help](#)


 **Create PDF**  
 Create Adobe PDF

 **Preferences**  
 Preferences

 **Create and Attach to Email**  
 Create and Email

 **Create and Send For Shared Commenting**  
 Review And Comment


 **Create PDF and Run Action**  
 Create and Run Action

 **Embed Flash**  
 Flash

1

2

3



This Document Contains Critical Energy Infrastructure Information - Do Not Release Without Redacting 1

- Description
- Security
- Fonts
- Initial View
- Custom
- Advanced

Description

File: [Redacted] Project\_test.pdf

Title: Slide 1

Author: [Redacted]

Subject:

Keywords:

Created: 07/05/2019 10:19:01 AM

Modified: 07/05/2019 10:19:23 AM

Application: Acrobat PDFMaker 17 for PowerPoint

PDFMaker for PowerPoint

Additional Metadata...

This shows that my setting was used properly in PowerPoint.

Advanced

PDF Producer: Adobe PDF Library 15.0

PDF Version: 1.7 (Acrobat 8.x)

Location: C:\Users\[Redacted]

File Size: 12.87 MB (13,493,098 Bytes)

Page Size: 10.00 x 7.50 in      Number of Pages: 17

Tagged PDF: Yes      Fast Web View: Yes

Help

OK

Cancel