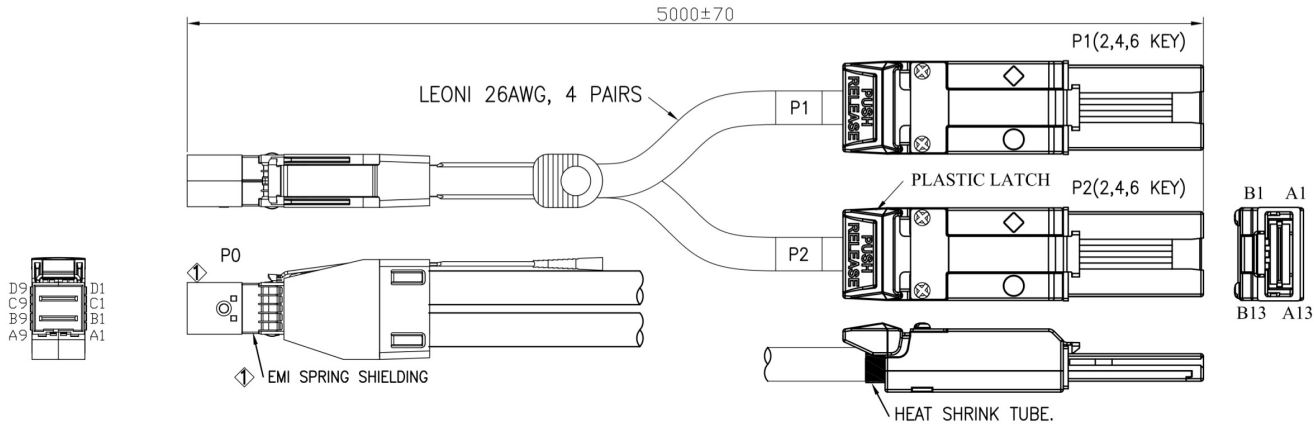


1	2	3	4	5	6	7	8	9
REV.	REMARK	DATE	SIGN.					
⬇	CHANGE CONNECTOR & PCB	01/30/'13						

RoHS



MATERIAL RoHS COMPLIANT:

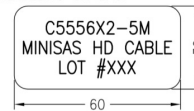
1.CABLE:

CONDUCTOR: 26 AWG SOLID SILVER PLATED COPPER.
 INSULATION: SKIN-FOAM-SKIN
 PAIR: 2 WIRES, WH AND YE PARALLEL.
 CORE: 4 PAIRS
 PAIR DRAIN WIRE: $\phi 0.32$ mm (28AWG) TINNED COPPER.
 PAIR SHIELD: ALULAMINATE FOIL OVERLAPPED, ALU INSIDE.
 INNER SHIELD: ALULAMINATE FOIL OVERLAPPED, APPLIED LONGITUDINALLY.
 OUTER SHIELD: 38 AWG TINNED COPPER BRAID, 85% COVERAGE.
 DIAMETER: 6.8 ± 0.3 mm
 PRINT LEGEND: "LEONI High Speed Cables ParaLink[®]-11
 100Q 4pairs 26AWG (shielded) (UL) E116441 CL2 75°C"
 DIFFERENTIAL IMPEDANCE: 100 ± 5 OHM.

2.CONNECTOR:

- P0: Mini SAS HD 4x CABLE PLUG (SFF-8644)
 ⬇ (1) P.C.B: 4 LAYERS, GOLD PLATING ON CONTACT PADS, WITHOUT CARBON
 (P/N: MPCB-040117LF REV.A / SPCB-040118A)
 (2) LATCH: STAINLESS STEEL
 (3) BACKSHELL- ZINC DIE CASTING HOOD/ NICKEL PLATING
 (4) PULL TAB: NYLON UL94V-0, COLOR: BLUE.
 ⬇ (5) EMI SPRING SHIELDING
 P1,P2: Mini SAS 4x CABLE PLUG - 26CKT CONNECTOR (SFF-8088)
 (1) P.C.B: 4 LAYERS, GOLD PLATING ON CONTACT PADS.
 (2) LATCH: STAINLESS STEEL
 (3) BACKSHELL: ZINC DIE CASTING HOOD/ NICKEL PLATING
 (4) WITH EXTERNAL UNIVERSAL KEY

5.LABELING ON BAG:



3.FOR SAS 6.0 Gbps.

4.TWO-WIRED SERIAL MEMORY: ATMEL AT24C02B EEPROM (256 BYTES).

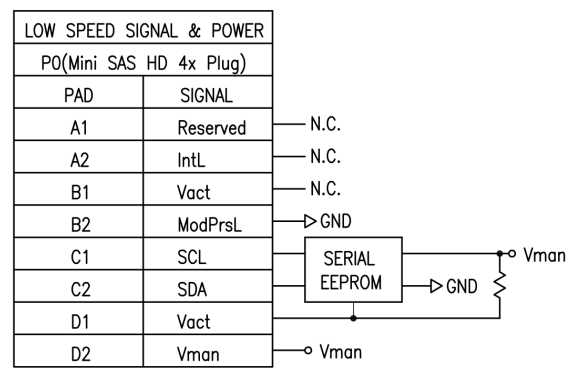
DATA STORAGE CABLES	DESC.	Mini SAS HD 4x/Mini SAS 4x*2 CABLE ASS'Y	APPROVED	CHECKED	DESIGNED	TOLERANCE	SCALE	*	UNIT	mm	
	P/N	C5556X2-5M	CUSTOMER P/N				DATE	01/30/'13	DWG NO:	DWG\RC\5951	

1 2 3 4 5 6 7 8 9

1	2	3	4	5	6	7	8	9
REV.	REMARK	DATE	SIGN.					

WIRING DIAGRAM

HIGH SPEED SIGNAL			
P0(Mini SAS HD 4x Plug)		Mini SAS 4x	
PIN	SIGNAL	PAD	SIGNAL
B4	RX0+	B2	TX0+
B5	RX0-	B3	TX0-
D4	TX0+	A2	RX0+
D5	TX0-	A3	RX0-
A4	RX1+	B5	TX1+
A5	RX1-	B6	TX1-
C4	TX1+	A5	RX1+
C5	TX1-	A6	RX1-
GND GROUP	GND	GND GROUP	GND
B7	RX2+	B2	TX0+
B8	RX2-	B3	TX0-
D7	TX2+	A2	RX0+
D8	TX2-	A3	RX0-
A7	RX3+	B5	TX1+
A8	RX3-	B6	TX1-
C7	TX3+	A5	RX1+
C8	TX3-	A6	RX1-
GND GROUP	GND	GND GROUP	GND
GND GROUP: A3,A6,A9,B3,B6,B9, C3,C6,C9,D3,D6,D9.		P1,P2 GND GROUP: A1,A4,A7,A10,A13, B1,B4,B7,B10,B13.	
P0 Connector Shell		P1,P2 Connector Shell	



DATA STORAGE CABLES	DESC.	Mini SAS HD 4x/Mini SAS 4x*2 CABLE ASS'Y		APPROVED	CHECKED	DESIGNED	TOLERANCE	SCALE	*	UNIT	mm	
	P/N	C5556X2-5M	CUSTOMER P/N				*	DATE	01/23/'13	DWG NO:	DWG\RC\5951	

1 2 3 4 5 6 7 8 9