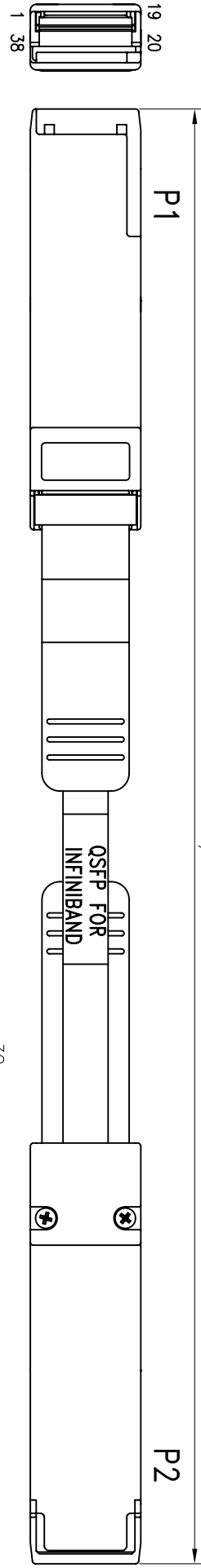


Rev.	Remark	Date	Sign.

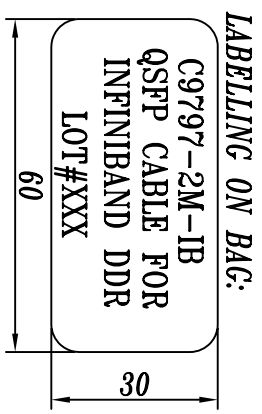
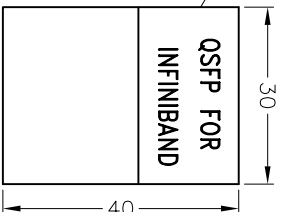
2000+/-50

**ROHS**



**Material RoHS Compliant:**

1. Cable:
  - Conductor: 28 AWG Solid Silver Plated Copper, 0.320 mm Diameter.
  - Insulation: 0.3048 mm of Foam Polyolefin, 0.939 mm Diameter, Color-Natural.
  - Pair: 2 Singles Laid Flat and Parallel.
  - Pair Drain Wire: 30 AWG Solid Silver Plated Copper.
  - Pair Shield: Aluminum/Polyester Tape. Aluminum Side Facing In, 25% Overlap.
  - Inner Shield: Aluminum/Polyester Tape, Aluminum Side Facing Out, 25% Overlap.
  - Outer Shield: 38 AWG Tin Plated Copper Braid, 85% Coverage.
  - Diameter: 7.874 mm Nominal.
  - Print Legend: "(UL) TYPE CL2 75°C 28 AWG MADISON CABLE C(UL)TYPE CMG 75°C TurboTwin™ RoHS COMPLIANT"
  - Differential Impedance: 100±5 Ohms @ TDR
  - UL Listing: Type CL2 as Specified in Article 725 of the National Electrical Code.
2. Connector:
  - P1,P2: 4x-Pluggable-QSFP(SFF-8436)
    - (1) PCB: FR4, 4 Layers,(SPCB-040068A, AC Coupling)
    - (2) Latch: Stainless Steel with Pull Tab.
    - (3) Backshell: Zinc Die Casting Hood/Nickel Plating.
3. For INFINIBAND DDR
4. Two-Wire Serial Memory: Atmel AT24C02B EEPROM(256 Bytes), Digital monitoring & control function and memory page not supported.



*DataStorageCables.com*

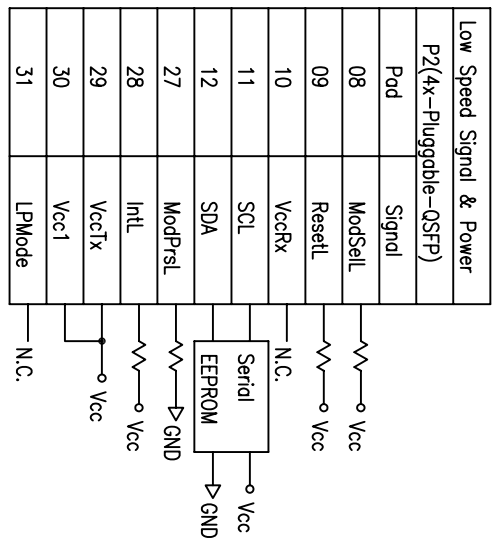
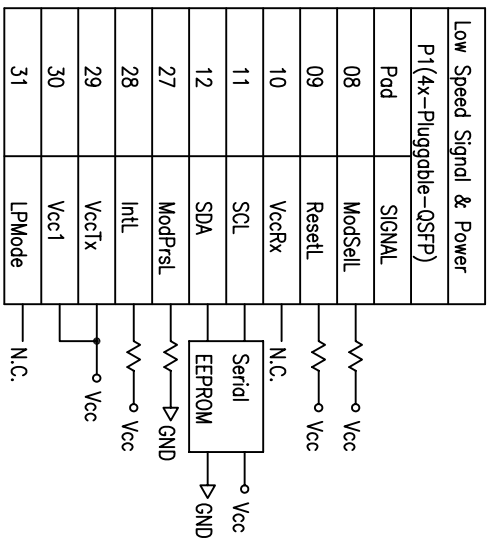
Desc.	QSF Passive Cable Assembly	Approved	Checked	Designed	Tolerance	Scale	Unit	mm
P/N	C9797-2M-1B			LAI	*	04/30/09	DWG NO:	DWG\B\2621

1	2	3	4	5	6	7	8	9
Rev.	Remark	Date	Sign.					

### Wiring Diagram

High Speed Signal			
P1(4x-Pluggable-QSFP)		P2(4x-Pluggable-QSFP)	
Pod	Signal	Pod	Signal
02	TX2n	21	RX2n
03	TX2p	22	RX2p
05	TX4n	24	RX4n
06	TX4p	25	RX4p
14	RX3p	33	TX3p
15	RX3n	34	TX3n
17	RX1p	36	TX1p
18	RX1n	37	TX1n
21	RX2n	02	TX2n
22	RX2p	03	TX2p
24	RX4n	05	TX4n
25	RX4p	06	TX4p
33	TX3p	14	RX3p
34	TX3n	15	RX3n
36	TX1p	17	RX1p
37	TX1n	18	RX1n
GND Group		GND Group	
01,04,07,13,16,19 20,23,26,32,35,38		01,04,07,13,16,19 20,23,26,32,35,38	
Connector Shell		Connector Shell	

\*DC Blocking Caps on Rx Side.



<i>DataStorageCables.com</i>		Desc.	QSFP Passive Cable Assembly		Approved	Checked	Designed	Tolerance	Scale	*	Unit	mm	
1	2	P/N	C9797-2M-1B	Customer P/N			SHIU	*	Date	04/17/09	DWG NO:	DWG\B\2621	