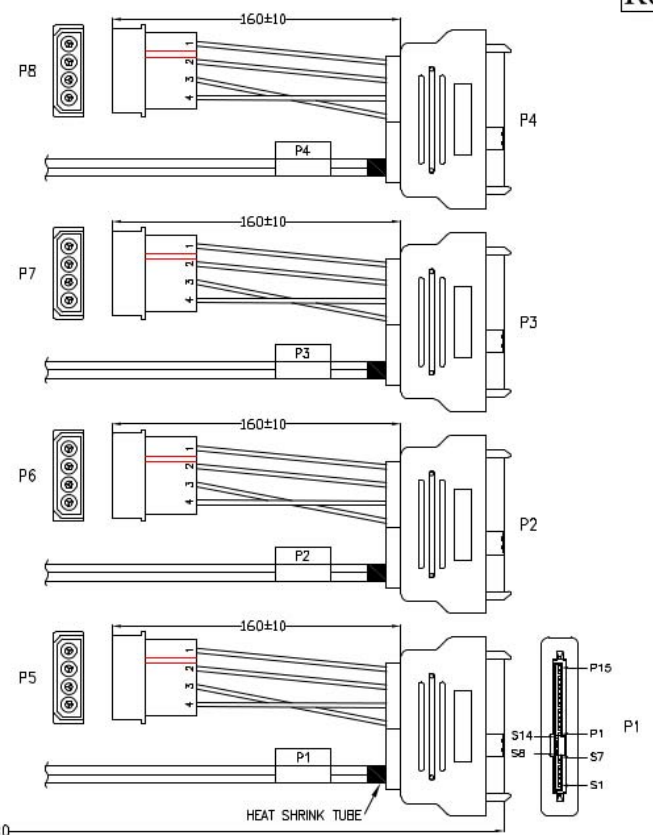
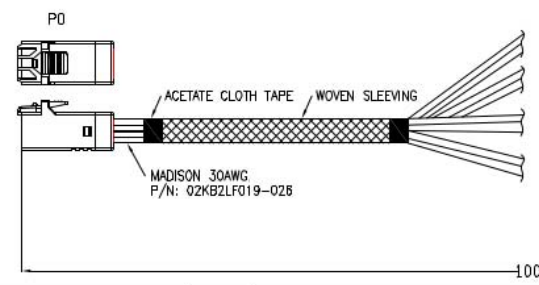
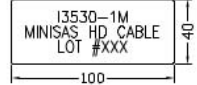


REV.	REMARK	DATE	SIGN.

RoHS

MATERIAL RoHS COMPLIANT:

- CABLE:
  - CONDUCTOR: 30AWG SOLID SILVER PLATED COPPER.
  - INSULATION: FOAM POLYOLEFIN.
  - PAIR: 2 SINGLES LAID FLAT AND PARALLEL.
  - PAIR DRAIN WIRE: 30AWG SOLID TIN PLATED COPPER.
  - PAIR SHIELD: ALUMINUM/POLYESTER TAPE.
  - ALUMINUM SIDE FACING IN, 25% OVERLAP.
  - DIFFERENTIAL IMPEDANCE:  $100 \pm 5$  OHMS @TDR
  - UL RECOGNIZED: AWM STYLE 21490 80°C 30 VOLTS.
- CONNECTOR:
  - P0: Mini SAS HD 4i CABLE PLUG (SFF-8643)
  - (1) P.C.B: 4 LAYERS, GOLD PLATING ON CONTACT PADS, WITHOUT CARBON (P/N: MPCB-040115LF REV.A / MPCB-040116LF REV.A)
  - (2) HOUSING: PBT, BLACK.
  - P1-P4: SAS DRIVE REC. (SFF-8680)(MSAS-F295001G)
  - P5-P8: 4 POSITION DC POWER PLUG
  - POWER CABLE: UL 1007 18AWG 80°C 300V
- LABELING ON BAG:



**Data Storage Cables**

DESC.	Mini SAS HD 4i to 4*SAS DRIVE REC. WITH POWER CABLE ASS'Y	APPROVED	CHECKED	DESIGNED	TOLERANCE	SCALE	#	UNIT	mm	
P/N	CUSTOMER P/N	13530-1M		Sino		DATE	04/12/'17	DWG NO:	DWG\RC\8206	

1 2 3 4 5 6 7 8 9

REV.	REMARK	DATE	SIGN.									
				<b>WIRING DIAGRAM</b>								
Mini SAS HD 4i (P0)		SAS DRIVE REC.		4P POWER PLUG			SAS DRIVE REC. GND PLATE					
PIN	SIGNAL	REC.	PIN	SIGNAL	PLUG	PIN	SIGNAL					
B4	RX0+	P1	S6	TP+	P5	1	+12V	YELLOW				
B5	RX0-		S5	TP-		2	GND	BLACK				
D5	TX0-		S3	RP-		4	+5V	RED				
D4	TX0+		S2	RP+		3	GND	BLACK				
GND GROUP			S1,S4,S7	GND								
		P13,P14,P15	+12V									
		P10,P11,P12	GND									
		P7,P8,P9	+5V									
		P4,P5,P6	GND									
A4	RX1+	P2	S6	TP+	P6	1	+12V	YELLOW				
A5	RX1-		S5	TP-		2	GND	BLACK				
C5	TX1-		S3	RP-		4	+5V	RED				
C4	TX1+		S2	RP+		3	GND	BLACK				
GND GROUP			S1,S4,S7	GND								
		P13,P14,P15	+12V									
		P10,P11,P12	GND									
		P7,P8,P9	+5V									
		P4,P5,P6	GND									
B7	RX2+	P3	S6	TP+	P7	1	+12V	YELLOW				
B8	RX2-		S5	TP-		2	GND	BLACK				
D8	TX2-		S3	RP-		4	+5V	RED				
D7	TX2+		S2	RP+		3	GND	BLACK				
GND GROUP			S1,S4,S7	GND								
		P13,P14,P15	+12V									
		P10,P11,P12	GND									
		P7,P8,P9	+5V									
		P4,P5,P6	GND									
A7	RX3+	P4	S6	TP+	P8	1	+12V	YELLOW				
A8	RX3-		S5	TP-		2	GND	BLACK				
C8	TX3-		S3	RP-		4	+5V	RED				
C7	TX3+		S2	RP+		3	GND	BLACK				
GND GROUP			S1,S4,S7	GND								
		P13,P14,P15	+12V									
		P10,P11,P12	GND									
		P7,P8,P9	+5V									
		P4,P5,P6	GND									
P0 GND GROUP: A3,A6,A9,B3,B6,B9, C3,C6,C9,D3,D6,D9.												
		DESC.	Mini SAS HD 4i to 4*SAS DRIVE REC. WITH POWER CABLE ASS'Y	APPROVED	CHECKED	DESIGNED	TOLERANCE	SCALE	*	UNIT	mm	
P/N		CUSTOMER P/N	I3530-1M			Sino		DATE	04/12/17	DWG NO:	DWG\RC\8206	