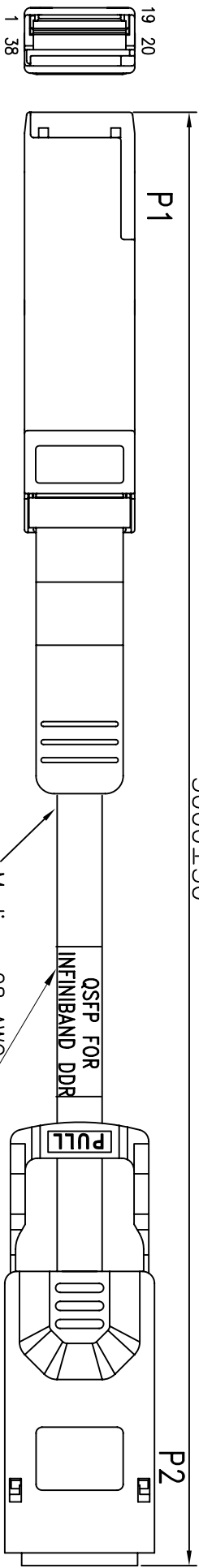


1	2	3	4	5	6	7	8	9
Rev.	Remark	Date	Sign.					

ROHS

3000±30



Material RoHS Compliant:

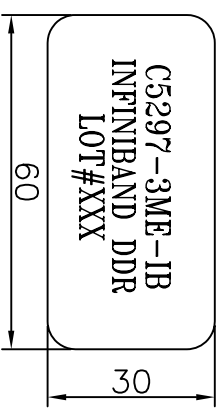
1. Cable:

CONDUCTOR: 28AWG SOLID SILVER PLATED COPPER, 0.320mm DIAMETER.
 INSULATION: 0.3048mm OF FOAM POLYOLEFIN, 0.939mm DIAMETER, COLOR-NATURAL.
 PAIR: 2 SINGLES LAID FLAT AND PARALLEL.
 CORE: 8 PAIRS
 PAIR DRAIN WIRE: 30AWG SOLID SILVER PLATED COPPER.
 PAIR SHIELD: ALUMINUM/POLYESTER TAPE. ALUMINUM SIDE FACING IN, 25% OVERLAP.
 INNER SHIELD: ALUMINUM/POLYESTER TAPE, ALUMINUM SIDE PACING OUT, 25% OVERLAP.
 OUTER SHIELD: 38AWG TIN PLATED COPPER BRAID, 85% COVERAGE.
 DIAMETER: 7.874mm, NOMINAL.
 PRINT LEGEND: "MADISON CABLE CORP. TYPE CL2 75°C 28AWG (UL) TurboTwin™ RoHS COMPLIANT"
 DIFFERENTIAL IMPEDANCE: 100±5 OHMS @TDR
 UL LISTING: TYPE CL2 AS SPECIFIED IN ARTICLE 725 OF THE NATIONAL ELECTRICAL CODE.

2. Connector:

- P1: 4x-Pluggable-QSFP(SFF-8436)
- (1) PCB: FR4, 4 Layers.(SPCB-040068A, AC Coupling)
 - (2) Latch: Stainless Steel with Pull Tab.
 - (3) Backshell: Zinc Die Casting Hood/ Nickel Plating.
- P2: IB 4x Ejector Type(SFF-8470)
- (1)Housing: Zinc Die Casting
 - (2)Contacts: 30u" Inch Gold Plating

- 3. For INFINIBAND DDR USE
- 4. Two-Wire Serial Memory: Atmel AT24C02B EEPROM(256 Bytes), Digital monitoring & control function and memory page not supported.



LABELLING ON BAG:

DataStorageCables.com

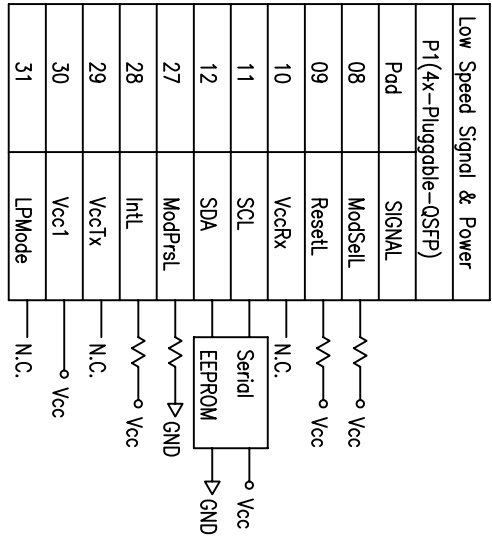
1	2	3	4	5	6	7	8	9	
Desc.	QSFP/4x Ejector Type Cable Assembly	Approved	Checked	Designed	Tolerance	Scale	*	Unit	mm
P/N	C5297-3ME-IB	Customer P/N		SINO	*	Date	10/29/09	DWG NO:	DWG\RC\3398

1	2	3	4	5	6	7	8	9
Rev.	Remark	Date	Sign.					

Wiring Diagram

High Speed Signal		P2(4x)	
Pod	Signal	Pod	Signal
P1(4x-Pluggable-QSFP)			
36	TX1p	S1	RX0+
37	TX1n	S2	RX0-
3	TX2p	S3	RX1+
2	TX2n	S4	RX1-
33	TX3p	S5	RX2+
34	TX3n	S6	RX2-
6	TX4p	S7	RX3+
5	TX4n	S8	RX3-
24	RX4n	S9	TX3-
25	RX4p	S10	TX3+
15	RX3n	S11	TX2-
14	RX3p	S12	TX2+
21	RX2n	S13	TX1-
22	RX2p	S14	TX1+
18	RX1n	S15	TX0-
17	RX1p	S16	TX0+
GND Group	GND	G1-G9	GND
GND Group 01,04,07,13,16,19 20,23,26,32,35,38		Connector Shell	

*DC Blocking Caps on P1 Rx Side.



DataStorageCables.com

1	2	3	4	5	6	7	8	9
Desc.	OSFP/4x Ejector Type Cable Assembly	Approved	Checked	Designed	Tolerance	Scale	*	Unit
P/N	C5297-3ME-1B			SINO	*	Date	10/29/09	DWG NO:
	Customer P/N							DWG\PC\3398